

Variational Latent-State GPT for Semi-supervised Task-Oriented Dialog Systems

Hong Liu¹, Yucheng Cai¹, Zhenru Lin¹, Zhijian Ou^{1†}, Yi Huang², Junlan Feng²

¹ Speech Processing and Machine Intelligence Lab, Tsinghua University, Beijing, China

² China Mobile Research Institute, Beijing, China

{liuhong21, caiyc18, linzr18}@mails.tsinghua.edu.cn, ozj@tsinghua.edu.cn, {huangyi, fengjunlan}@chinamobile.com

Abstract

Recently, two approaches, fine-tuning large pre-trained language models and variational training, have attracted significant interests, separately, for semi-supervised end-to-end task-oriented dialog (TOD) systems. In this paper, we propose Variational Latent-State GPT model (VLS-GPT), which is the first to combine the strengths of the two approaches. Among many options of models, we propose the generative model and the inference model for variational learning of the end-to-end TOD system, both as auto-regressive language models based on GPT-2, which can be further trained over a mix of labeled and unlabeled dialog data in a semi-supervised manner. We develop the strategy of sampling-then-forward-computation, which successfully overcomes the memory explosion issue of using GPT in variational learning and speeds up training. Semi-supervised TOD experiments are conducted on two benchmark multi-domain datasets of different languages - MultiWOZ2.1 and CrossWOZ. VLS-GPT is shown to significantly outperform both supervised-only and semi-supervised baselines.

Introduction

Task-oriented dialogue (TOD) systems are mainly designed to assist users to accomplish their goals, which usually consists of several modules for tracking user goals (often called the belief states), querying a task-related database (DB), deciding actions and generating responses. The methodology for building TOD systems is gradually advancing from separate training of individual modules (Mrkšić et al. 2017; Wen et al. 2017a) to the end-to-end (E2E) trainable approach (Wen et al. 2017b; Liu and Lane 2017; Lei et al. 2018; Shu et al. 2019; Zhang, Ou, and Yu 2020; Gao et al. 2020). E2E methods usually employ the encoder-decoder seq2seq architecture (Sutskever, Vinyals, and Le 2014) to connect modules and train them together. Incorporating intermediate supervisions from *annotated* belief states and system acts, and optimizing the system jointly for belief state tracking, action and response generation in multi-task settings, is found to significantly improve the performance (Lei et al. 2018; Shu et al. 2019; Zhang, Ou, and Yu 2020).

Although E2E methods have achieved promising results, they usually require substantial amounts of domain-specific manually labeled data. The long-standing labeled-data scarcity challenge, which hinders efficient development

of TOD systems at scale, is even magnified in building E2E TOD systems. There are increasing interests in developing semi-supervised learning (SSL) (Zhu 2006) methods for E2E TOD systems, which aims to leverage both labeled and unlabeled data. Remarkably, two SSL approaches have attracted significant interests for semi-supervised E2E TOD systems.

First, a broad class of SSL methods formulates a latent variable model (LVM) of observations and labels and blends unsupervised and supervised learning (Zhu 2006). Unsupervised learning with LVM usually maximizes the marginal likelihood via variational learning (Kingma and Welling 2014). This approach has been studied (Wen et al. 2017a; Jin et al. 2018; Zhang et al. 2020) for semi-supervised TOD systems, and the models typically use LSTM based seq2seq architectures. Another broad class of SSL methods is unsupervised pre-training, where the goal is to find a good initialization point instead of modifying the supervised learning objective (Radford et al. 2018). In the pre-training-and-fine-tuning approach, large-scale language models (such as BERT (Devlin et al. 2019), GPT (Radford et al. 2018)) pre-trained on open-domain texts are fine-tuned with in-domain labels (Heck et al. 2020; Budzianowski and Vulić 2019). Particularly, Transformer (Vaswani et al. 2017) based auto-regressive language models, like GPT-2 (Radford et al. 2019), learn a strong distribution for next-token prediction, which makes them particularly useful for generative TOD systems (Budzianowski and Vulić 2019; Ham et al. 2020; Hosseini-Asl et al. 2020; Li et al. 2020; Kulhánek et al. 2021; Yang, Li, and Quan 2021).

Remarkably, the two approaches, pre-training-and-fine-tuning and LVM based variational training, are not exclusive to take and could be jointly used, and conceivably, can complement each other. The pre-training approach is powerful at leveraging unlabeled open-domain data, while the variational approach is suited to exploiting unlabeled in-domain data¹. Particularly, both applications of pre-trained GPT and variational learning are previously known in the literature for semi-supervised TOD systems. But how we can leverage

¹Variational semi-supervised learning with LVM generally assumes that the unlabeled and labeled data are drawn from the same distribution, except that the unlabeled data are missing data (without labels) (Kingma and Welling 2014). This is often occurred in real-world situations, e.g., unlabeled in-domain data are easily available between customers and human agents.

† Corresponding author.

both pre-trained GPT and variational learning is not clear, requires new design and has not ever been examined.

To answer the aforementioned question, we develop Variational Latent-State GPT model (VLS-GPT), which successfully combines the pretraining and variational approaches for semi-supervised TOD Systems. Among many options of models, we propose the *generative model* and the *inference model* for variational learning of the end-to-end TOD system, both as auto-regressive language models based on GPT-2, as shown in Fig. 1.

VLS-GPT takes all the intermediate states (including the belief states, DB results and system acts) as latent variables. The generative model iteratively generates belief states, DB results, system acts and response given user inputs, and the inference model iteratively infer all hidden states given user inputs and system responses. Both the generative model and inference model are initialized from the pretrained GPT-2, and can be further trained (finetuned) over a mix of labeled and unlabeled in-domain dialog data from the targeted task in a semi-supervised manner. Semi-supervised TOD experiments are conducted on two benchmark multi-domain datasets of different languages, MultiWOZ2.1 (Eric et al. 2020) and CrossWOZ (Zhu et al. 2020), which are in English and Chinese respectively. VLS-GPT is shown to significantly outperform both supervised-only and semi-supervised baselines.

VLS-GPT builds on prior work on using pretrained GPT and variational learning for semi-supervised TOD systems, and makes the following contributions.

- VLS-GPT is the first to combine the strengths of large pre-trained language model and variational learning for semi-supervised TOD systems. Previous GPT based TOD systems, e.g., SimpleTOD (Hosseini-Asl et al. 2020) and UBAR (Yang, Li, and Quan 2021), only conduct supervised learning. LABES (Zhang et al. 2020) employs variational learning, but only uses turn level LSTM based generative and inference models.
- Variational training of VLS-GPT is technically more difficult than previous work in variational learning. The inference model in previous work such as LABES is turn-level first-order Markovian. In contrast, the inference model in VLS-GPT is non-Markovian due to the use of the Transformer architecture. The previous strategy of coupling sampling and forward computation in one pass is not feasible for VLS-GPT due to the memory explosion issue of using GPT. Instead, we propose a sampling-then-forward-computation strategy, which enables successful variational training of VLS-GPT.
- We conduct extensive experiments on two benchmark multi-domain datasets of different languages (MultiWOZ2.1 in English and CrossWOZ in Chinese) and demonstrate the effectiveness of VLS-GPT in semi-supervised TOD experiments, outperforming both supervised-only and semi-supervised baselines. Overall, VLS-GPT using 50% labels can obtain close performance to the strong GPT-based supervised-only baseline on 100% labeled data.

Related Work

Semi-supervised TOD systems with pre-trained GPT-2.

GPT-2 is an auto-regressive language model, pre-trained over large amounts of open-domain data, which can be fine-tuned to accomplish a range of natural language processing tasks. The pre-training-and-fine-tuning approach broadly falls under the category of semi-supervised learning (Radford et al. 2018). Two early studies in finetuning GPT-2 on labeled dialog data for TOD systems are Budzianowski and Vulić (2019) and Ham et al. (2020). Later, two similar further developments are proposed, namely SimpleTOD (Hosseini-Asl et al. 2020) and SOLOIST (Li et al. 2020). Two recent studies are AuGPT (Kulhánek et al. 2021) and UBAR (Yang, Li, and Quan 2021). AuGPT proposes a modification of the loss function and a data augmentation strategy based on back-translation. UBAR proposes the session-level finetuning of GPT-2, namely on the whole sequence of the entire dialog session which is composed of user utterances, belief states, DB results, system acts and responses of all dialog turns. This is different from the turn-level training, employed in all previous works. Moreover, UBAR also performs session-level evaluation, which means it uses previous generated responses instead of the ground truth to form the context for current turn. We summarize the differences between existing GPT-based TOD methods by their training objectives in Table 1. Notably, all previous GPT-based TOD systems only conduct supervised learning of the generative model.

VLS-GPT adopts the session-level training and evaluation as in UBAR, which is found to be useful. But as can be seen from Table 1, VLS-GPT uses a new objective for training the generative model, which is different from that used in UBAR. VLS-GPT does not calculate the cross-entropy loss over user utterances, while UBAR does. This is important for VLS-GPT in developing variational learning, since both the generative model and the inference model in VLS-GPT are defined as conditional distributions given user utterances for variational learning.

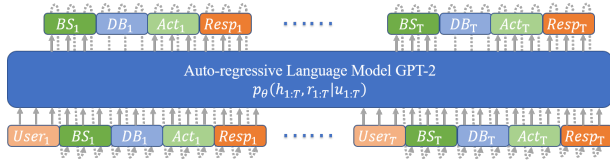
Semi-supervised TOD systems with variational latent variable models.

Latent variable models have been used in TOD systems. In Wen et al. (2017a) and Zhao, Xie, and Eskenazi (2019), system acts are modeled as latent variables, together with variational learning and reinforcement learning, aiming to improve response generation instead of towards semi-supervised learning. Recently, PLATO (Bao et al. 2020) also uses a K -way categorical latent variable, still modeling system actions, to tackle the inherent one-to-many mapping problem in response generation.

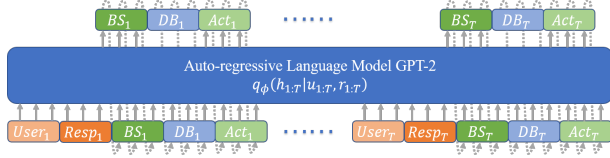
There are previous studies in using latent variable models for semi-supervised TOD systems. Jin et al. (2018) uses a combination of posterior regularization and auto-encoding. LABES (Zhang et al. 2020) is an inspiring related work, which models belief states as latent variables and employs variational learning. However, only turn-level LSTM based generative and inference models are used in LABES; In contrast, VLS-GPT adopts session-level GPT based models. Such difference can be seen from Table 1 for the generative models. Correspondingly, the session-level inference model designed in this paper for VLS-GPT is radically different

Method	Training Objective
B&V	$\prod_{t=1}^T p(r_t \{u, b, d\}_t)$
Ham et al. (2020)	$\prod_{t=1}^T p(\{b, d, r\}_t \{u, r\}_1, \dots, \{u, r\}_{t-1}, u_t)$
SOLOIST, AuGPT	$\prod_{t=1}^T p(\{b, d, r\}_t \{u, r\}_1, \dots, \{u, r\}_{t-1}, u_t)$
SimpleTOD	$\prod_{t=1}^T p(\{u, r\}_1, \dots, \{u, r\}_{t-1}, \{u, b, d, a, r\}_t)$
UBAR	$p(\{u, b, d, a, r\}_1, \dots, \{u, b, d, a, r\}_T) = \prod_{t=1}^T p(\{u, b, d, a, r\}_t \{u, b, d, a, r\}_1, \dots, \{u, b, d, a, r\}_{t-1})$
LABES	$p(\{b, d, r\}_1, \dots, \{b, d, r\}_T u_1, \dots, u_T) = \prod_{t=1}^T p(\{b, d, r\}_t r_{t-1}, b_{t-1}, u_t)$
VLS-GPT	$p(\{b, d, a, r\}_1, \dots, \{b, d, a, r\}_T u_1, \dots, u_T) = \prod_{t=1}^T p(\{b, d, a, r\}_t \{u, b, d, a, r\}_1, \dots, \{u, b, d, a, r\}_{t-1}, u_t)$

Table 1: Comparison of existing GPT-based TOD methods by their training objectives. LABES is also shown to compare with VLS-GPT. For LABES and VLS-GPT, we show objectives for training their generative models. B&V denotes Budzianowski and Vulić (2019). u_t, b_t, d_t, a_t, r_t , denote user utterance, belief state, DB result, system act, and response, respectively, for dialog turn t in a dialog of T turns. The subscript operates on each element in the bracket, e.g., $\{b, d, r, t\}_t$ is a shorthand for b_t, d_t, a_t, r_t .



(a) Generative Model



(b) Inference Model

Figure 1: An overview of VLS-GPT, which consists of two auto-regressive language models - a generative model and an inference model, both based on GPT-2 but trained with different training sequences as shown in Figure 2.

from that in LABES, and we further need a new strategy to overcome the memory explosion issue of using GPT in variational learning. To the best of our knowledge, combining both pre-trained GPT and variational learning for semi-supervised TOD systems has not been explored yet.

Method

In the following, we first introduce the VLS-GPT model, as shown in Fig. 1, then we describe various learning methods based on VLS-GPT.

Model

Consider a dialog of T turns, and let u_t denote the user utterance, b_t the belief state, d_t the database result, a_t the system action and r_t be the delexicalized response, respectively, at turn $t = 1, \dots, T$, which all are represented as token sequences. Denote the token sequence, for example, for b_t by $b_t^{(i)}, i = 1, \dots, |b_t|$, where $|b_t|$ denotes the length of b_t in tokens. Motivated by recent studies (Hosseini-Asl et al. 2020; Yang, Li, and Quan 2021), we unify the workflow of a TOD

...<eos_u> thanks for your help. in addition, i am looking for a thursday train departing cambridge, please. <eos_u> <eos_b> [train] day thursday departure cambridge [restaurant] pricerange cheap area centre food indian people 8 day monday time 16:30 <eos_b> <eos_db> [db_3] <eos_db> <eos_a> [train] [inform] day choice departure [request] destination <eos_a> <eos_r> there are [value_choice] trains leaving [value_departure] on [value_day]. where is your destination? <eos_r> <eos_u> i am looking to travel to ely departing after 13:15 if possible. <eos_u>...

(a) Training sequence for the generative model

...<eos_u> thanks for your help. in addition, i am looking for a thursday train departing cambridge, please. <eos_u> <eos_r> there are [value_choice] trains leaving [value_departure] on [value_day]. where is your destination? <eos_r> <eos_b> [train] day thursday departure cambridge [restaurant] pricerange cheap area centre food indian people 8 day monday time 16:30 <eos_b> <eos_db> [db_3] <eos_db> <eos_a> [train] [inform] day choice departure [request] destination <eos_a> <eos_u> i am looking to travel to ely departing after 13:15 if possible. <eos_u>...

(b) Training sequence for the inference model

Figure 2: Examples of training sequences described in Eq. (3) and Eq. (4). Note that a complete training sequence contains many turns concatenated together.

system (belief state tracking, action and response generation) into a single sequence prediction problem, which can be accomplished by an auto-regressive language model.

The auto-regressive model for dialog generation is denoted by the conditional distribution $p(\{b, d, a, r\}_1, \dots, \{b, d, a, r\}_T | u_1, \dots, u_T)$ as described in Table 1. Given user utterances $u_{1:T}$, the belief states, DB results, system actions and responses $b_{1:T}, d_{1:T}, a_{1:T}, r_{1:T}$ are recursively generated according to $p_\theta(b_{1:T}, d_{1:T}, a_{1:T}, r_{1:T} | u_{1:T})$. Specifically, at the first turn $t = 1$, given u_1 , the model sequentially generates b_1, d_1, a_1, r_1 . At turn t , based on all previous user utterances and all generated outputs $u_1, b_1, d_1, a_1, r_1, \dots, u_{t-1}, b_{t-1}, d_{t-1}, a_{t-1}, r_{t-1}$ and current user utterance u_t , the model sequentially generates b_t, d_t, a_t, r_t . It can be easily seen that such recursive generation completes the entire dialog session.

A shorthand for $p(\{b, d, a, r\}_1, \dots, \{b, d, a, r\}_T | u_1, \dots, u_T)$ is $p_\theta(b_{1:T}, d_{1:T}, a_{1:T}, r_{1:T} | u_{1:T})$, and further will be written

as $p_\theta(h_{1:T}, r_{1:T} | u_{1:T})$ for brevity. $h_t = \{b_t, d_t, a_t\}$ denotes the concatenation of intermediate states, which are observed in labeled dialogs, but become latent variables in unlabeled dialogs. Note that these are simplified notations, which obey the auto-regressive dialog generation, as explained above. Further, the generative model can be decomposed as:

$$\begin{aligned} & p_\theta(h_{1:T}, r_{1:T} | u_{1:T}) \\ &= \prod_{t=1}^T p_\theta(h_t | \{u, h, r\}_1, \dots, \{u, h, r\}_{t-1}, u_t) \\ & \quad \times p_\theta(r_t | \{u, h, r\}_1, \dots, \{u, h, r\}_{t-1}, \{u, h\}_t) \\ & \triangleq \prod_{t=1}^T p_\theta(h_t | \prec) p_\theta(r_t | \prec) \end{aligned} \quad (1)$$

Intuitively, we refer the conditional distribution $p_\theta(h_t | \prec)$ as the latent state prior, and $p_\theta(r_t | \prec)$ the response probability, where \prec , with abuse of notation, denotes the history tokens used in the auto-regressive generation according to p_θ .

In order to perform unsupervised variational learning from unlabeled dialogs (to be detailed below), we need an inference model $q_\phi(h_{1:T} | u_{1:T}, r_{1:T})$ to approximate the true posterior $p_\theta(h_{1:T} | u_{1:T}, r_{1:T})$, which is defined as follows:

$$\begin{aligned} & q_\phi(h_{1:T} | u_{1:T}, r_{1:T}) \\ &= \prod_{t=1}^T q_\phi(h_t | \{u, r, h\}_1, \dots, \{u, r, h\}_{t-1}, \{u, r\}_t) \\ & \triangleq \prod_{t=1}^T q_\phi(h_t | \prec) \end{aligned} \quad (2)$$

where \prec similarly denotes the history tokens used in the auto-regressive inference according to q_ϕ .

The VLS-GPT model thus consists of two auto-regressive models - the generative model $p_\theta(h_{1:T}, r_{1:T} | u_{1:T})$ and the inference model $q_\phi(h_{1:T} | u_{1:T}, r_{1:T})$, both initialized from GPT-2 but trained with different training sequences, as described below.

Supervised Learning

In supervised learning, the entire dialog is labeled. The training sequence for the generative model is obtained by the concatenation as follows²:

$$u_1, b_1, d_1, a_1, r_1, \dots, u_T, b_T, d_T, a_T, r_T \quad (3)$$

And the training sequence for the inference model is organized as:

$$u_1, r_1, b_1, d_1, a_1, \dots, u_T, r_T, b_T, d_T, a_T \quad (4)$$

See examples in Figure 2. Both models can then be trained from these training sequences through maximizing their likelihoods $p_\theta(h_{1:T}, r_{1:T} | u_{1:T})$ and $q_\phi(h_{1:T} | u_{1:T}, r_{1:T})$ respectively, via teacher-forcing.

Semi-Supervised Variational Learning

When a mix of labeled and unlabeled data is available, we perform semi-supervised learning, which essentially is a combination of supervised learning and unsupervised variational learning, as in standard variational learning (Kingma and

²The training sequence for the generative model in VLS-GPT is the same as in UBAR. But as shown in Table 1, the training objective in VLS-GPT is $p_\theta(h_{1:T}, r_{1:T} | u_{1:T})$, which is different from UBAR and brings performance improvement as shown in Table 2.

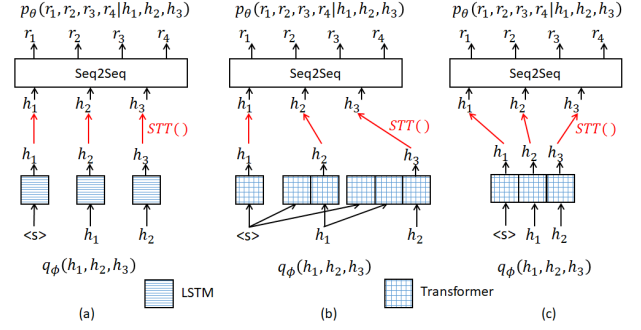


Figure 3: Illustration of forward calculation with different models for optimization in variational learning. (a) $q_\phi(h_1, h_2, h_3)$ is a first-order Markov model. (b)(c) $q_\phi(h_1, h_2, h_3)$ is based on GPT, which is non-Markovian. The difference between (b) and (c) is how the computational graph is created, which yields different memory costs. See text for details. For (c), we run a forward pass first to infer $h_{1:T}$, which is omitted in the figure; only the second forward pass is shown here. $STT()$ means applying Straight-Through Trick, as defined in Eq. (6).

Welling 2014). Specifically, we first conduct supervised pre-training of VLS-GPT on labeled data. Then we alternately draw supervised and unsupervised mini-batches from labeled and unlabeled data, and update the generative model and the inference model via supervised gradients and unsupervised gradients, respectively. The supervise gradients are calculated the same as in supervised learning.

For unsupervised learning, the intermediate states $b_{1:T}, d_{1:T}$ and $a_{1:T}$ (simply $h_{1:T}$) are unlabeled. Thus, we maximize marginal likelihood, which is translated to maximizing the following variational evidence lower bound (ELBO):

$$\mathcal{J}_{VL} = \mathbb{E}_{q_\phi(h_{1:T} | u_{1:T}, r_{1:T})} \left[\log \frac{p_\theta(h_{1:T}, r_{1:T} | u_{1:T})}{q_\phi(h_{1:T} | u_{1:T}, r_{1:T})} \right] \quad (5)$$

In order to optimize such ELBO objective for sequential discrete latent variable models, previous studies used Gumbel-Softmax (Jang, Gu, and Poole 2017) or Straight-Through (Bengio, Léonard, and Courville 2013) to back-propagate gradients through discrete variables (Kim, Ahn, and Kim 2020; Zhang et al. 2020). However, optimizing Eq. (5), which basically is an expectation under the GPT-based inference model, presents new challenge. This is illustrated in Figure 3. Note that the latent state at any turn is a token sequence. For brevity, our discussion is taken at the turn level, without delving into the token level.

Optimization strategy The inference models in previous studies (Kim, Ahn, and Kim 2020; Zhang et al. 2020) are first-order Markov models, i.e., the latent state at current turn only depends on that at previous turn. In contrast, the session-level GPT-based inference model in VLS-GPT is inherently not a Markov model - the latent state at current turn h_t depends on all history latent states $h_{1:t-1}$. The use of self-attention in the Transformer architecture connects current position to all previous positions. This interconnection leads to great

memory consumption, if we apply the optimization strategy as used in (Kim, Ahn, and Kim 2020; Zhang et al. 2020).

To simply illustration as shown in Figure 3, we drop the conditional on $u_{1:T}$ and consider a simplified optimization $\max_{\theta, \phi} E_{q_{\phi}(h_1, h_2, h_3)} [\log p_{\theta}(r_1, r_2, r_3 | h_1, h_2, h_3)]$, which is similar to optimizing the actual ELBO objective function, namely optimizing an expectation under the inference model. The optimization strategy used in (Kim, Ahn, and Kim 2020; Zhang et al. 2020) is shown in Figure 3(a). In this strategy, turn-by-turn sampling of $h_{1:3}$ from $q_{\phi}(h_1, h_2, h_3)$ and feeding $h_{1:3}$ forward to compute $p_{\theta}(r_1, r_2, r_3 | h_1, h_2, h_3)$ are taken in one forward pass, which creates the computational graph at the same time (with *requires_grad=true*). This is feasible, since the model is turn-level first-order Markovian and the memory complexity of the computation graph is $O(T)$ (T denotes the number of turns in a dialog). If we apply this one-forward-pass strategy to VLS-GPT, the memory complexity of the computation graph will be increased to $O(T(T+1)/2)$, as illustrated in Figure 3(b).

We propose a sampling-then-forward-computation strategy for variational learning of VLS-GPT, as illustrated in Figure 3(c). We first run the sampling of $h_{1:3}$ from $q_{\phi}(h_1, h_2, h_3)$ (with *requires_grad=false*), which is not shown in Figure 3. Then, we can treat the latent states $h_{1:3}$ as known, compute $q_{\phi}(h_1, h_2, h_3)$ in the forward direction, feed $h_{1:3}$ forward to compute $p_{\theta}(r_1, r_2, r_3 | h_1, h_2, h_3)$ (with *requires_grad=true*). The resulting computational graph becomes much smaller, still in the complexity of $O(T)$.

Straight-Through Trick To propagate gradients through discrete latent variables $h_{1:T}$ in optimizing ELBO Eq. (5), which is an expectation under $q_{\phi}(h_{1:T} | u_{1:T}, r_{1:T})$, we use the Straight-Through (Bengio, Léonard, and Courville 2013) gradient estimator. The basic idea is that the sampled discrete token indexes are used for forward computation, and the continuous softmax probability of each token is used for backward gradient calculation. The Straight-Through Trick (STT) can be easily implemented by representing the one-hot vector of each token in h_t as follows, whenever feeding h_t forward:

$$STT(h_t^{(i)}) = \text{onehot}(h_t^{(i)}) + \text{softmax}(h_t^{(i)}) - \text{softmax}(h_t^{(i)}).detach \quad (6)$$

where $\text{softmax}(h_t^{(i)}).detach$ means that we do not calculate its gradient during back-propagation. It can be seen that applying the above $STT(h_t^{(i)})$ in the forward direction successfully accomplish gradient propagation through $h_{1:T}$ in the backward direction.

Algorithm Formulation Applying the sampling-then-forward-computation strategy together with the Straight-Through trick, the variational training of VLS-GPT is formally described as follows.

Plugging the GPT-based generative and inference models (Eq. (1) and (2)) into the ELBO objective function Eq. (5), we obtain

$$\mathcal{J}_{VL} = \mathbb{E}_{q_{\phi}(h_{1:T} | u_{1:T}, r_{1:T})} \sum_{t=1}^T \left[\log p_{\theta}(r_t | \prec) + \log \frac{p_{\theta}(h_t | \prec)}{q_{\phi}(h_t | \prec)} \right]$$

An iteration consists of three steps - latent state generation, forward computation, backward computation. First, we run sampling of $h_{1:T}$ (via greedy decoding in our experiments) from $q_{\phi}(h_{1:T} | u_{1:T}, r_{1:T})$, which is termed as latent state generation. Then, treating $h_{1:T}$ as known, we run the forward pass to compute the objective function as follows:

$$\mathcal{J}_{VL} \approx \sum_{t=1}^T \log p_{\theta}(r_t | \prec) - \sum_{t=1}^T KL[q_{\phi}(h_t | \prec) || p_{\theta}(h_t | \prec)] \quad (7)$$

In computing the first term on the right hand side of Eq. (7), we apply $STT(h_t^{(i)})$ in the forward direction. The KL term is further decomposed into the sum of KL divergence over tokens as follows, which is directly differentiable with respect to θ and ϕ .

$$KL[q_{\phi}(h_t^{(i)} | \prec) || p_{\theta}(h_t^{(i)} | \prec)] = \sum_{i=1}^{|h_t|} \sum_{h_t^{(i)}} q_{\phi}(h_t^{(i)} | \prec) \log \frac{q_{\phi}(h_t^{(i)} | \prec)}{p_{\theta}(h_t^{(i)} | \prec)}$$

Finally, we run the backward pass to obtain the gradients, which are used to update the generative model parameter θ and the inference model parameter ϕ .

Experiments

Implementation details are available in Appendix. We will release the code when this work is published.

Datasets

We conduct our experiments on MultiWOZ2.1 (Eric et al. 2020) and CrossWOZ (Zhu et al. 2020). MultiWOZ2.1 is a large-scale English multi-domain dialogue datasets of human-human conversations. Compared to MultiWOZ2.0, MultiWOZ2.1 removed noisy state values from the dialog state annotations. It contains 8438 multi-turn dialogues with 13.68 average turns, spanning over seven domains (restaurant, train, attraction, hotel, taxi, hospital, police) and providing additional validation set and test set, each of 1000 dialogues.

CrossWOZ is the first large-scale Chinese Cross-Domain Wizard-of-Oz task-oriented dataset. It contains 6K dialogue sessions and 102K utterances for 5 domains, including hotel, restaurant, attraction, metro, and taxi. Moreover, the corpus contains rich annotation of dialogue states and dialogue acts at both user and system sides.

Data Pre-processing

We delexicalize dialog responses to reduce surface language variability on both datasets. During delexicalization, we replace values in the ontology with specific placeholders such as `[value_name]` and `[value_price]`. We use the same pre-processing method as in UBAR (Yang, Li, and Quan 2021), which implements domain-adaptive pre-processing like in DAMD (Zhang, Ou, and Yu 2020). This pre-processing method adopts a domain-adaptive delexicalization scheme, which decouples the domain and slot name of placeholders, by representing belief states as `[domain1] slot value slot value [domain2] slot value` sequences and representing system acts as `[domain] [inform] slot [request] slot` sequences. The domains, acts and placeholders for slot values are all bracketed as special tokens.

Metrics

In our experiments on MultiWOZ2.1, we follow the original MultiWOZ guidance (Budzianowski et al. 2018) for individual metrics and follow (Mehri, Srinivasan, and Eskenazi 2019) for the combined score. *Inform Rate* measures how often the entities provided by the system are correct. *Success Rate* refers to how often the system is able to answer all the requested attributes by user. *BLEU Score* is used to measure the fluency of the generated responses by analyzing the amount of n-gram overlap between the real responses and the generated responses. And *Combined Score* is computed as $(BLEU + 0.5 * (Inform + Success))$.

As for CrossWOZ, we develop end-to-end corpus-based evaluation scripts, which are missing in the original release of CrossWOZ. *Match rate* refers to the probability that the entity provided by the system meets the constraints proposed by the user, reflecting the system’s ability to provide correct entities. *Request Success rate* (Req-Suc) is the proportion of informative attributes in oracle system acts that appear in generated responses, which reflects the system’s ability to successfully answer user requests. *BLEU* measures the fluency of generated responses. *Combined Score* is computed as $(BLEU + 0.5 * (Match + Req-Suc))$. Note that different from MultiWOZ, users in CrossWOZ may ask for multiple entities with different constraints in the same domain in different turns. Thus, the Match and Req-Suc metrics in CrossWOZ are calculated in turn levels, instead of in session-levels as used in MultiWOZ. More details can be seen in Appendix.

Fully-supervised Baselines

In this section, we show the results of end-to-end modeling and evaluation in the fully-supervised setting, where the models, trained with 100% labeled data, are used to generate belief states, query database with the generated belief states, and then generate acts and responses. We compare VLS-GPT with other task-oriented end-to-end models including LABES (Zhang et al. 2020), SimpleTOD (Hosseini-Asl et al. 2020), AuGPT (Kulhánek et al. 2021) and UBAR (Yang, Li, and Quan 2021). VLS-GPT in the fully-supervised setting uses only the generative model. The results are shown in Table 2.

Model name	Pretrained LM	Inform	Success	BLEU	Combined
DAMD	-	76.4	60.4	16.6	85.0
LABES-S2S	-	76.89	63.3	17.92	88.01
SimpleTOD	DistilGPT-2	85.00	70.05	15.23	92.98
UBAR*	DistilGPT-2	90.19	79.38	17.64	102.43
AuGPT	GPT-2	91.4	72.9	17.2	99.35
VLS-GPT	DistilGPT-2	90.29	81.58	17.27	103.21

Table 2: End-to-end evaluation results on fully-supervised MultiWOZ2.1. * denotes results obtained by our run of the open-source code.

Table 2 shows that VLS-GPT outperforms all other models in end-to-end evaluation, reaching a new state-of-the-art on MultiWOZ2.1. VLS-GPT trained in session-level manner not only outperforms other models trained in turn-level manner, but also outperforms another session-level model UBAR. This indicates that our new objective described in Table 1 effectively improve the performance over UBAR. Note that

the end-to-end results reported in UBAR are obtained through an incomplete end-to-end evaluation, where the oracle belief states are used for database query. When also using this trick in our evaluation, VLS-GPT obtains a combined score of 106.6, which is higher than 105.7 reported in UBAR.

Semi-Supervised Experiments

In the semi-supervised experiments, we split the training data according to some fixed labeling proportions, then train the models in two stages. The first stage is supervised pre-training using only labeled data (SupOnly). The second stage is semi-supervised learning using both labeled and unlabeled data, with the variational learning method (Semi-VL) and the self-training (Semi-ST) baseline method respectively. Self-training (ST), also known as pseudo-labeling, is a classic strong semi-supervised learning method. It uses only the generative model and performs as its name suggests, i.e., generate hypothesized labels using the current model and then perform supervised training with the pseudo-labeled samples to update the model. See Section “Ablation Studies” for more details about ST.

We conduct semi-supervised experiments with different labeling proportions from 10% to 50%. The results on MultiWOZ2.1 and CrossWOZ are shown in Table 3. We also plot the combined scores against label proportions for MultiWOZ2.1. The main observations are as follows.

Firstly, we can see that the two semi-supervised methods (Semi-ST and Semi-VL) generally outperform the SupOnly method across the two datasets of different languages and at different label proportions. This clearly demonstrate the advantage of semi-supervised TOD systems. A few results where Semi-ST performs worse than SupOnly may reflect some instability of Semi-ST.

Comparing the two semi-supervised methods, Semi-VL generally performs better than Semi-ST significantly across different languages and label proportions. A close look reveals that the improvements of Semi-VL over Semi-ST are much larger in Match Rate and Success Rate than in BLEU. This indicates that Semi-VL provides a better way than Semi-ST to learn from the unlabeled data to improve the prediction accuracy of belief states and system acts, not merely to improve BLEU. BLEU, which measures the fluency of the generated responses, could be improved just because the models are fed with more dialog data.

Remarkably, combining Table 2 and 3, we see that Semi-VL of VLS-GPT with only 10% labeled data already performs better than fully-supervised LABES (namely with 100% labeled data), which uses variational learning alone. Moreover, it is observed that Semi-VL of VLS-GPT with 50% labeled data performs close to the fully-supervised VLS-GPT. These results clearly show that the benefit of combining the strengths of both pre-trained GPT and variational learning for semi-supervised TOD systems. Dialog examples are provided in Appendix to understand the superiority of Semi-VL over SupOnly and Semi-ST.

From the plot of metric scores against labeling proportions in Figure 4, we observe that the smaller proportion of labels, the larger gain obtained by the semi-supervised methods. The semi-supervised methods can significantly improve the

Model Configuration		MultiWOZ2.1				CrossWOZ			
Label Proportion	Method	Inform	Success	BLEU	Combined	Match	Req-Suc	BLEU	Combined
100%	VLS-GPT	90.29	81.58	17.27	103.21	63.93	77.33	37.31	107.94
50%	VLS-GPT+SupOnly	85.09	73.07	16.52	95.60	62.83	76.53	34.37	104.05
	VLS-GPT+Semi-ST	85.69	73.77	16.06	95.79	61.99	75.23	38.10	106.71
	VLS-GPT+Semi-VL	87.59	77.78	16.19	98.87	63.19	78.05	37.25	107.87
40%	VLS-GPT+SupOnly	84.48	72.37	16.00	94.43	60.78	74.03	33.44	100.84
	VLS-GPT+Semi-ST	83.78	71.87	16.66	94.49	60.38	78.42	38.16	107.56
	VLS-GPT+Semi-VL	89.09	75.98	15.75	98.28	63.05	76.71	38.09	107.97
30%	VLS-GPT+SupOnly	79.78	67.67	15.99	89.71	58.55	72.90	33.48	99.21
	VLS-GPT+Semi-ST	78.48	68.07	16.19	89.46	59.03	72.24	37.65	103.29
	VLS-GPT+Semi-VL	85.29	74.87	16.62	96.70	62.04	73.68	37.14	105.00
20%	VLS-GPT+SupOnly	73.47	60.46	15.62	82.59	58.21	64.53	31.32	92.69
	VLS-GPT+Semi-ST	75.08	64.56	16.86	86.68	58.04	71.32	38.99	103.67
	VLS-GPT+Semi-VL	80.38	69.17	16.77	91.54	60.68	76.31	37.43	105.92
10%	VLS-GPT+SupOnly	62.66	49.55	13.80	69.91	54.92	60.60	29.12	86.88
	VLS-GPT+Semi-ST	73.27	60.26	15.78	82.55	54.67	77.23	37.64	103.59
	VLS-GPT+Semi-VL	77.78	68.47	15.55	88.67	58.67	79.47	36.99	106.06

Table 3: Semi-supervised results on MultiWOZ2.1 and CrossWOZ.

performance when the label proportion is as small as 10%, which demonstrates the fast learning capability of the semi-supervised learning methods.

Analysis and Ablation Study

Complexity analysis Recall that an iteration in Semi-VL consists of three steps - latent state generation, forward computation, backward computation. Due to its auto-regressive nature, the generation process of GPT-2 is very slow and latent state generation in Semi-VL consumes large amounts of training time. Take running Semi-VL with 20% labels in two 16-GB Tesla P100 GPUs as an example. The three steps for an epoch take 32 minutes, 12 minutes and 12 minutes respectively. In the proposed strategy, we first use the inference model to generate latent states without gradients (*requires_grad=False*), so that we can use a much larger batch size of 32 in latent state generation. In contrast, if we use the previous strategy of coupling sampling and forward computation in one pass, the affordable batch size is 2 and such one-forward-pass takes 300 minutes for an epoch. Thus, the proposed strategy achieves a speedup by 7-fold (300/44). In summary, the proposed strategy of sampling-then-forward-computation in training not only reduces the memory cost, but also accelerates latent state generation substantially.

On the self-training method Notably, applying self-training to our generative model (Eq. (1)) is different from applying self-training to an ordinary classifier, and there are several possible schemes. This section introduces more experiments on the self-training methods, and we choose the strongest among possible self-training schemes as the Semi-ST method, which is compared with Semi-VL in Table 4.

In applying self-training, given unlabeled dialog $\{u, r\}_{1:T}$, we generate hypothesized label $h_{1:T}$ via greedy decoding from $\sum_{t=1}^T \log p_\theta(h_t | \prec)$, and update the generative model parameter θ by maximizing the response probability $\mathcal{J}_{\text{ST-response}} = \sum_{t=1}^T \log p_\theta(r_t | \prec)$ or the joint probability $\mathcal{J}_{\text{ST-joint}} = \sum_{t=1}^T [\log p_\theta(h_t | \prec) + \log p_\theta(r_t | \prec)]$. In forward calculation of either objective function, we can apply $\text{STT}(h_t^{(i)})$ and thus the gradients will propagate through the discrete $h_{1:T}$, while classic self-training does not use STT. Table 4 show the semi-supervised results for the four possible

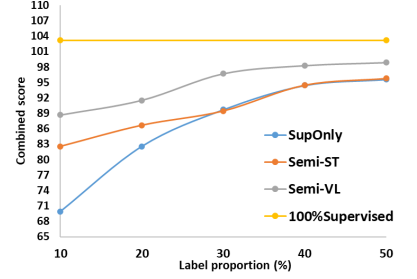


Figure 4: Combined Scores at different label proportions on MultiWOZ2.1.

Objective	Inform	Success	BLEU	Combined
$\mathcal{J}_{\text{ST-response}}$ with $\text{STT}(h_t^{(i)})$	73.27	60.26	15.78	82.55
$\mathcal{J}_{\text{ST-joint}}$ with $\text{STT}(h_t^{(i)})$	58.86	49.85	14.75	69.10
$\mathcal{J}_{\text{ST-response}}$	71.97	60.46	15.66	81.88
$\mathcal{J}_{\text{ST-joint}}$	47.35	38.24	13.80	56.59

Table 4: Ablation experiments on different semi-supervised self-training schemes with 10% labeled data on MultiWOZ2.1.

schemes of self-training with 10% labeled data on MultiWOZ2.1. It can be seen that using $\mathcal{J}_{\text{ST-response}}$ with Straight-Through performs the best, which is exactly the Semi-ST used in Table 3 for comparing with Semi-VL and represents a strong semi-supervised baseline.

Remarkably, the performance superiority of Semi-VL over Semi-ST comes from the inference model used in variational learning. Compared to only using the prior $p_\theta(h_{1:T}|u_{1:T})$ in Semi-ST, the inference model in Semi-VL is the posterior $q_\phi(h_{1:T}|u_{1:T}, r_{1:T})$, which can exploit more information from $r_{1:T}$ to infer belief states and system acts.

Conclusion

In this paper, we propose Variational Latent-State GPT model (VLS-GPT), which, to the best of our knowledge, is the first to combine the strengths of large pre-trained language model and variational learning for semi-supervised TOD systems. Due to the use of the Transformer architecture, the inference model in VLS-GPT is non-Markovian, which brings memory explosion for variational optimization. We further propose a sampling-then-forward-computation strategy, which enables successful variational training of VLS-GPT. Remarkably, this strategy is useful in general for variational training involving large Transformer based models.

Semi-supervised TOD experiments are conducted on two benchmark multi-domain datasets - MultiWOZ2.1 in English and CrossWOZ in Chinese. VLS-GPT is shown to outperform the supervised-only baseline, a strong semi-supervised GPT-based self-training baseline, and a variational learning only baseline, across languages. Given the capability of VLS-GPT for unsupervised learning, it is interesting in the future to extend VLS-GPT for leveraging unlabeled open-domain data together with in-domain data.

References

- Bao, S.; He, H.; Wang, F.; Wu, H.; and Wang, H. 2020. PLATO: Pre-trained Dialogue Generation Model with Discrete Latent Variable. In *Proceedings of the 58th Annual Meeting of the Association for Computational Linguistics (ACL)*.
- Bengio, Y.; Léonard, N.; and Courville, A. 2013. Estimating or propagating gradients through stochastic neurons for conditional computation. *arXiv preprint arXiv:1308.3432*.
- Budzianowski, P.; and Vulić, I. 2019. Hello, It's GPT-2 - How Can I Help You? Towards the Use of Pretrained Language Models for Task-Oriented Dialogue Systems. In *Proceedings of the 3rd Workshop on Neural Generation and Translation*. Association for Computational Linguistics.
- Budzianowski, P.; Wen, T.-H.; Tseng, B.-H.; Casanueva, I.; Stefan, U.; Osman, R.; and Gašić, M. 2018. MultiWOZ - A Large-Scale Multi-Domain Wizard-of-Oz Dataset for Task-Oriented Dialogue Modelling. In *Proceedings of the 2018 Conference on Empirical Methods in Natural Language Processing (EMNLP)*.
- Devlin, J.; Chang, M.-W.; Lee, K.; and Toutanova, K. 2019. BERT: Pre-training of Deep Bidirectional Transformers for Language Understanding. In *Proc. of the Conference of the North American Chapter of the Association for Computational Linguistics: Human Language Technologies*.
- Eric, M.; Goel, R.; Paul, S.; Sethi, A.; Agarwal, S.; Gao, S.; Kumar, A.; Goyal, A. K.; Ku, P.; and Hakkani-Tür, D. 2020. MultiWOZ 2.1: A Consolidated Multi-Domain Dialogue Dataset with State Corrections and State Tracking Baselines. In *LREC*.
- Gao, S.; Zhang, Y.; Ou, Z.; and Yu, Z. 2020. Paraphrase Augmented Task-Oriented Dialog Generation. In *Proceedings of the 58th Annual Meeting of the Association for Computational Linguistics*.
- Ham, D.; Lee, J.-G.; Jang, Y.; and Kim, K.-E. 2020. End-to-End Neural Pipeline for Goal-Oriented Dialogue Systems using GPT-2. In *Proceedings of the 58th Annual Meeting of the Association for Computational Linguistics (ACL)*.
- Heck, M.; van Niekerk, C.; Lubis, N.; Geishauser, C.; Lin, H.-C.; Moresi, M.; and Gasic, M. 2020. TripPy: A Triple Copy Strategy for Value Independent Neural Dialog State Tracking. In *Proceedings of the 21th Annual Meeting of the Special Interest Group on Discourse and Dialogue*.
- Hosseini-Asl, E.; McCann, B.; Wu, C.-S.; Yavuz, S.; and Socher, R. 2020. A simple language model for task-oriented dialogue. *arXiv preprint arXiv:2005.00796*.
- Jang, E.; Gu, S.; and Poole, B. 2017. Categorical Reparameterization with Gumbel-Softmax. In *International Conference on Learning Representations (ICLR)*.
- Jin, X.; Lei, W.; Ren, Z.; Chen, H.; Liang, S.; Zhao, Y.; and Yin, D. 2018. Explicit State Tracking with Semi-Supervision for Neural Dialogue Generation. In *Proceedings of the 27th ACM International Conference on Information and Knowledge Management (CIKM)*.
- Kim, B.; Ahn, J.; and Kim, G. 2020. Sequential Latent Knowledge Selection for Knowledge-Grounded Dialogue. In *International Conference on Learning Representations (ICLR)*.
- Kingma, D. P.; and Welling, M. 2014. Auto-Encoding Variational Bayes. In Bengio, Y.; and LeCun, Y., eds., *2nd International Conference on Learning Representations (ICLR)*.
- Kulháněk, J.; Hudeček, V.; Nekvinda, T.; and Dušek, O. 2021. AuGPT: Dialogue with Pre-trained Language Models and Data Augmentation. *arXiv preprint arXiv:2102.05126*.
- Lei, W.; Jin, X.; Kan, M.-Y.; Ren, Z.; He, X.; and Yin, D. 2018. Seqicity: Simplifying Task-oriented Dialogue Systems with Single Sequence-to-Sequence Architectures. In *56th Annual Meeting of the Association for Computational Linguistics (ACL)*.
- Li, B. P. C.; Li, J.; Shayandeh, S.; Liden, L.; and Gao, J. 2020. SOLOIST: Building Task Bots at Scale with Transfer Learning and Machine Teaching. *Transactions of the Association for Computational Linguistics (TACL)*, 2021.
- Liu, B.; and Lane, I. 2017. An End-to-End Trainable Neural Network Model with Belief Tracking for Task-Oriented Dialog. *Proc. Interspeech 2017*, 2506–2510.
- Mehri, S.; Srinivasan, T.; and Eskenazi, M. 2019. Structured Fusion Networks for Dialog. In *Proceedings of the 20th Annual SIGdial Meeting on Discourse and Dialogue*.
- Mrkšić, N.; Séaghdha, D. Ó.; Wen, T.-H.; Thomson, B.; and Young, S. 2017. Neural Belief Tracker: Data-Driven Dialogue State Tracking. In *Proceedings of the 55th Annual Meeting of the Association for Computational Linguistics (ACL)*.
- Radford, A.; Narasimhan, K.; Salimans, T.; and Sutskever, I. 2018. Improving language understanding by generative pre-training. http://openai-assets.s3.amazonaws.com/research-covers/language-unsupervised/language_understanding_paper.pdf.
- Radford, A.; Wu, J.; Child, R.; Luan, D.; Amodei, D.; and Sutskever, I. 2019. Language models are unsupervised multitask learners. *OpenAI Blog*, 1(8): 9.
- Shu, L.; Molino, P.; Namazifar, M.; Xu, H.; Liu, B.; Zheng, H.; and Tür, G. 2019. Flexibly-Structured Model for Task-Oriented Dialogues. In *Proceedings of the 20th Annual SIGdial Meeting on Discourse and Dialogue*.
- Sutskever, I.; Vinyals, O.; and Le, Q. V. 2014. Sequence to sequence learning with neural networks. In *Proc. of Advances in neural information processing systems*.
- Vaswani, A.; Shazeer, N.; Parmar, N.; Uszkoreit, J.; Jones, L.; Gomez, A. N.; Kaiser, L.; and Polosukhin, I. 2017. Attention is All you Need. In *Proc. of Advances in neural information processing systems*.
- Wen, T.; Miao, Y.; Blunsom, P.; and Young, S. J. 2017a. Latent Intention Dialogue Models. In Precup, D.; and Teh, Y. W., eds., *Proceedings of the 34th International Conference on Machine Learning (ICML)*.
- Wen, T.-H.; Vandyke, D.; Mrkšić, N.; Gasic, M.; Barahona, L. M. R.; Su, P.-H.; Ultes, S.; and Young, S. 2017b. A Network-based End-to-End Trainable Task-oriented Dialogue System. In *Proceedings of the 15th Conference of the European Chapter of the Association for Computational Linguistics*.
- Yang, Y.; Li, Y.; and Quan, X. 2021. UBAR: Towards Fully End-to-End Task-Oriented Dialog System with GPT-2. In *Proceedings of the AAAI Conference on Artificial Intelligence (AAAI)*.
- Zhang, Y.; Ou, Z.; Hu, M.; and Feng, J. 2020. A Probabilistic End-To-End Task-Oriented Dialog Model with Latent Belief States towards Semi-Supervised Learning. In *Proc. of the Conference on Empirical Methods in Natural Language Processing (EMNLP)*.
- Zhang, Y.; Ou, Z.; and Yu, Z. 2020. Task-Oriented Dialog Systems that Consider Multiple Appropriate Responses under the Same Context. In *The Thirty-Fourth AAAI Conference on Artificial Intelligence (AAAI)*.
- Zhao, T.; Xie, K.; and Eskenazi, M. 2019. Rethinking Action Spaces for Reinforcement Learning in End-to-end Dialog Agents with Latent Variable Models. In *Annual Conference of the North American Chapter of the Association for Computational Linguistics (NAACL-HLT)*.
- Zhu, Q.; Huang, K.; Zhang, Z.; Zhu, X.; and Huang, M. 2020. Crosswoz: A large-scale chinese cross-domain task-oriented dialogue dataset. *Transactions of the Association for Computational Linguistics*, 8: 281–295.

Zhu, X. 2006. Semi-supervised learning literature survey. *Technical report, University of Wisconsin-Madison.*

Implementation Details

All models are trained on two 16-GB Tesla P100 GPUs. The training time of one semi-supervised experiment (Semi-ST or Semi-VL) with a certain label proportion in Table 3 is about two days. We implement the models with Huggingface Transformers repository of version 3.5.1. We initialize the generative and inference models with DistilGPT2 which is a distilled version of GPT-2 and has 6 self-attention layers. The maximum sequence length is 1024 and sequences that exceed 1024 tokens are pre-truncated. We use the AdamW optimizer and a linear scheduler with 20% warm-up steps. We run 50 epochs during supervised pre-training and 40 epochs during semi-supervised learning. Early stopping is not used in our experiment and we select the model of the highest combined score on validation set during training. The maximum learning rate of linear scheduler is 1e-4 and the batch size is 32, which is implemented with basic batch size of 2 and gradient accumulation steps of 16. During evaluation, we use the greedy decoding method and generate latent states and responses in batches with the past-key-values mechanism to reduce time consuming.

Metrics on CrossWOZ

In MultiWOZ, the Inform and Success metrics are computed in session-levels, which means entity matching and success can only be 0 or 1 for one dialog. We propose to use finer grained metrics on CrossWOZ, considering its characteristics. Match rate is a turn-level metric, which is obtained by calculating the proportion of turns providing correct entities in all turns that provide entities. Req-Suc rate is also a turn-level metric, which is the proportion of informative slots appeared in generated responses to all informative slots in oracle system acts. Note that different from MultiWOZ, users in CrossWOZ may ask for multiple entities with different constraints in the same domain in different turns. For example, the user wants to eat in both a roast duck restaurant and a pancake restaurant. He asked about the two types of restaurants in two different turns and the system must provide correct entities respectively. It is better to calculate Match rate turn by turn in this case. Req-Suc does not check the matching of entities again, since turn-level entity matching is already evaluated by Match rate.

Case Study

We provide a testing example in MultiWOZ2.1 in Table 5. It can be seen that the supervised-only (SupOnly) baseline makes the wrong prediction of the belief state, and Semi-VL performs better than Semi-ST. The SupOnly model misses the generation of the *pricerange* slot and its corresponding value *expensive*. Due to the incorrect belief state, the SupOnly model gets the wrong database result, and generates a completely inappropriate response. The Semi-VL model generates the belief state perfectly. The belief state generated by the Semi-ST model contains some error.

Table 6 shows an example in MultiWOZ2.1, which helps to illustrate why unlabelled dialog data are helpful in learning TOD systems. Intuitively, there are cues from user inputs and system responses, which reveal the belief states, database results and system acts. So the dialog data, even unlabeled, can be used to enhance the performance of belief tracking and action selection, and thus benefit the whole dialog system.

Table 7 is an example from CrossWOZ testing set. The user utterance informs the constraint of “duration” and requests about the fee and surrounding restaurants. Among the three models, only Semi-VL generates the correct belief state. SupOnly generates “fee 1.hour”, which is false. Semi-ST mistakenly adds a slot-value pair “fee free”.

Dialog mul1211 in MultiWOZ2.1	
u_1 :	I would like to find in cambridge, a restaurant, located in the centre area. i love spanish food.
b_1 :	[restaurant] food spanish area centre.
r_1 :	I have [value_name] here at [value_address].
u_2 :	the restaurant should be in the expensive price range.
b_2 :	[restaurant] food spanish area centre pricerange expensive
r_2 :	I do not have any in the [value_area], another criteria perhaps?
SupOnly	b_2 : [restaurant] food spanish area centre. r_2 : [value_name] serves [value_food] food and is in the [value_area] area. It is in the [value_price] price range and the [value_name] serves [value_food] food.
Semi-ST	b_2 : [restaurant] food spanish area centre name the pricerange expensive. r_2 : I am sorry, there are no [value_price] [value_food] restaurants in the [value_area]. Would you like to try a different type of food?
Semi-VL	b_2 : [restaurant] food spanish area centre pricerange expensive. r_2 : I am sorry, there are no [value_price] [value_food] restaurants in the [value_area]. Would you like to try another area or price range?

Table 5: A testing example in MultiWOZ2.1. The belief states are represented in the form of [domain] slot value slot value. All values are delexicalized as [value.xxx]. The original ground truth dialogs are in the top row. The label proportion of SupOnly, Semi-ST and Semi-VL is 20%.

Dialog sng0601 in MultiWOZ2.1	
u_1 :	I would like to go to an Indian restaurant in the north .
b_1 :	[restaurant] food indian area north
d_1 :	[db_2]
a_2 :	[restaurant] [select] price [inform] choice
r_1 :	I found 2 that matches your criteria. Would you prefer a moderate or cheap pricing?
u_2 :	How about the moderate one? May I have their address, please?
b_2 :	[restaurant] food indian area north pricerange moderate
d_2 :	[db_1]
a_2 :	[restaurant] [inform] address name postcode [general] [reqmore]
r_2 :	Yes the Nirala's address is 7 milton road chesterton and their postcode is cb41uy. Is there anything else i can help you with today?
u_3 :	No, that is all, thank you. Have a nice day.
b_3 :	[restaurant] food indian area north pricerange moderate name the nirala
d_3 :	[db_1]
a_3 :	[general] [bye]
r_3 :	So glad we could help you out. Thanks for using the cambridge towninfo centre, and have a glorious day!

Table 6: An example in MultiWOZ2.1. The cues for belief states, database results and system acts are contained in user inputs and system responses, and are marked in red, blue and green respectively. The query result [db_x] (x=0,1,2,3) indicates 0, 1, 2-3, and >3 matched results respectively.

Dial 8139 in CrossWOZ	
u_1 :	您好，请帮我找个游玩时间 1 小时的景点呗，最好把它的门票价格与周边有什么餐馆一起查一下。 Hello, help me find a tourist attraction suitable for 1 hour of visiting. It's best to tell me its entrance fee and the restaurants around.
b_1 :	[景点] 游玩时间 1 小时 [attraction] duration 1_hour
a_1 :	[景点] [inform] 名称 周边餐馆 门票 [attraction] [inform] name nearby_restaurant fee
r_1 :	那我推荐您去 [value_name] 这个景点， 门票 [value_price]， 然后周边的餐馆有 [nearby][value_name], [nearby][value_name]。 I recommend you to visit the attraction [value_name] with entrance fee [value_price], and nearby restaurants [nearby] [value_name], [nearby] [value_name].
SupOnly	b_1 :
	[景点] 门票 1 小时 [attraction] fee 1_hour
	a_1 :
	[景点] [inform] 名称 周边餐馆 门票 [attraction] [inform] name nearby_restaurant fee
Semi-ST	r_1 :
	[value_name]的门票价格是[value_price]， 周边的餐馆有[nearby] [value_name], [nearby][value_name], [nearby][value_name]。 The price of [value_name] is [value_price], and nearby restaurants are [nearby] [value_name], [nearby] [value_name], [nearby] [value_name].
	b_1 :
Semi-VL	[景点] 门票 免费 游玩时间 1 小时 [attraction] fee free duration 1_hour
	a_1 :
	[景点] [inform] 名称 周边餐馆 门票 [attraction] [inform] name nearby_restaurant fee
Semi-VL	r_1 :
	那我推荐您 [value_name]， 它的门票 [value_price]， 然后周边的餐馆有 [nearby][value_name]， [nearby][value_name], [nearby][value_name], [nearby][value_name]。 I recommend you [value_name]. Its entrance fee is [value_price], and nearby restaurants are [nearby][value_name], [nearby][value_name], [nearby][value_name], [nearby][value_name].
	b_1 :
Semi-VL	[景点] 游玩时间 1 小时 [attraction] duration 1_hour
	a_1 :
	[景点] [inform] 名称 周边餐馆 门票 [attraction] [inform] name nearby_restaurant fee
Semi-VL	r_1 :
	那我推荐您去 [value_name]， 它的门票 [value_price]， 周边的餐馆有 [nearby][value_name]， [nearby][value_name], [nearby][value_name], [nearby][value_name]。 I recommend you to visit [value_name]. Its entrance fee is [value_price], and nearby restaurants are [nearby][value_name], [nearby][value_name], [nearby][value_name], [nearby][value_name].
	b_1 :
Semi-VL	[景点] 游玩时间 1 小时 [attraction] duration 1_hour
	a_1 :
	[景点] [inform] 名称 周边餐馆 门票 [attraction] [inform] name nearby_restaurant fee

Table 7: An example from CrossWOZ testing set. The label proportion of SupOnly, Semi-ST and Semi-VL is 10%. For belief states marked in red, SupOnly and Semi-ST generate the wrong slot “fee”, and SupOnly even generate mismatched slot and value (“fee 1_hour”).