

A Derivative-based Parser Generator for Visibly Pushdown Grammars

XIAODONG JIA, The Pennsylvania State University, USA

ASHISH KUMAR, The Pennsylvania State University, USA

GANG TAN, The Pennsylvania State University, USA

In this paper, we present a derivative-based, functional recognizer and parser generator for visibly pushdown grammars. The generated parser accepts ambiguous grammars and produces a parse forest containing all valid parse trees for an input string in linear time. Each parse tree in the forest can then be extracted also in linear time. Besides the parser generator, to allow more flexible forms of the visibly pushdown grammars, we also present a translator that converts a tagged CFG to a visibly pushdown grammar in a sound way, and the parse trees of the tagged CFG are further produced by running the semantic actions embedded in the parse trees of the translated visibly pushdown grammar. The performance of the parser is compared with a popular parsing tool ANTLR and other popular hand-crafted parsers. The correctness of the core parsing algorithm is formally verified in the proof assistant Coq.

CCS Concepts: • **Software and its engineering** → **Parsers**; *Software verification*; • **Theory of computation** → **Grammars and context-free languages**.

Additional Key Words and Phrases: parser generators, formal verification, derivative-based parsing

ACM Reference Format:

Xiaodong Jia, Ashish Kumar, and Gang Tan. 2021. A Derivative-based Parser Generator for Visibly Pushdown Grammars. *Proc. ACM Program. Lang.* 5, OOPSLA, Article 151 (October 2021), 41 pages. <https://doi.org/10.1145/3485528>

1 INTRODUCTION

Parsing is a fundamental component in computer systems. Modern parsers used in high-performance settings such as web browsers and network routers need to be efficient, as their performance is critical to the performance of the whole system. Furthermore, high-assurance parsers are becoming increasingly more important for security, in settings such as web applications, where their parsers are directly processing potentially adversarial inputs from the network. In these settings, formally verified parsers are highly desirable.

Most parsing libraries are based on Context-Free Grammars (CFGs) or their variants. Although very flexible, CFGs have limitations in terms of efficiency and formal verification. First, not all CFGs can be converted to deterministic pushdown automata (PDA); the inherent nondeterminism in some CFGs causes the worst-case running time of general CFG-based parsing algorithms to be $O(n^3)$. Moreover, formally verifying general CFG parsing algorithms is a difficult task. To our best knowledge, there is no formally verified CFG parsing algorithm due to its complexity.

Authors' addresses: Xiaodong Jia, The Pennsylvania State University, 201 Old Main, State College, Pennsylvania, USA, 16802; Ashish Kumar, The Pennsylvania State University, 201 Old Main, State College, Pennsylvania, USA, 16802; Gang Tan, The Pennsylvania State University, 201 Old Main, State College, Pennsylvania, USA, 16802.

Permission to make digital or hard copies of all or part of this work for personal or classroom use is granted without fee provided that copies are not made or distributed for profit or commercial advantage and that copies bear this notice and the full citation on the first page. Copyrights for components of this work owned by others than ACM must be honored. Abstracting with credit is permitted. To copy otherwise, or republish, to post on servers or to redistribute to lists, requires prior specific permission and/or a fee. Request permissions from permissions@acm.org.

© 2021 Association for Computing Machinery.

2475-1421/2021/10-ART151

<https://doi.org/10.1145/3485528>

To achieve efficient parsing, many parsing frameworks place restrictions on what CFGs can be accepted, at the expense of placing the burden on users to refactor their grammars to satisfy those restrictions. Please see the related-work section for discussion about common kinds of restrictions, leading to parsing frameworks such as LL(k), LR(k) (Deremer 1969), PEGs (Parsing Expression Grammars) (Ford 2004), etc.

This paper explores an alternative angle of building parsers based on Visibly Pushdown Grammars (VPGs) (Alur and Madhusudan 2009). In VPGs, users explicitly partition all terminals into three kinds: plain, call, and return symbols. This partitioning makes the conversion of a VPG to a deterministic PDA always possible, which provides the foundation for efficient algorithms. Compared to requiring users to refactor their grammars to satisfy restrictions placed by parsing frameworks such as LL(k), asking users to specify what nonterminals are call and return symbols is less of a burden.

VPGs have been used in program analysis, XML processing, and other fields, but their potential in parsing has not been fully exploited. In this paper, we show that VPGs bring many benefits in parsing. First, we show an efficient, linear-time parsing algorithm for VPGs. Second, our algorithm is amenable to formal verification. Overall, this paper makes the following contributions.

- We present a derivative-based algorithm for VPG recognition and parsing. The algorithm is guaranteed to run in linear time. The generated parser accepts ambiguous grammars and produces a parse forest for the input string, where each parse tree in the forest can be extracted in linear time.
- We mechanize the correctness proofs of the parsing algorithm in Coq.
- We present a surface grammar called tagged CFGs to allow more convenient use of our parsing framework. Users can use their familiar CFGs for developing grammars and provide additional tagging information on nonterminals. A sound translator then converts a tagged CFG to a VPG.

The remainder of this paper is organized as follows. We first introduce VPGs in Section 2 and discuss related work in Section 3. Section 4 presents a derivative-based VPG recognizer, which enlightens the parsing algorithm discussed in Section 5. The translator and tagged CFGs are discussed in Section 6. We then evaluate the VPG parser in Section 7.

2 BACKGROUND

As a class of grammars, VPGs (Alur and Madhusudan 2009) have been used in program analysis, XML processing, and other fields. Compared with CFGs, VPGs enjoy many good properties. It is always possible to build a deterministic PDA from a VPG. The terminals in a VPG are partitioned into three kinds and the stack action associated with an input symbol is fully determined by the kind of the symbol: an action of pushing to the stack is always performed for a *call symbol*, an action of popping from the stack is always performed for a *return symbol*, and no stack action is performed for a *plain symbol*. Furthermore, VPGs enjoy all closure properties, including intersection and complement. As will be shown in this paper, these properties enable the building of linear-time parsers for VPGs, and make VPGs amenable to formal verification. The expressive power of VPG is between regular grammars and CFGs, and is sufficient for describing the syntax of many practical languages, such as JSON, XML, and HTML.

We next give a formal account of VPGs. A grammar G is represented as a tuple (V, Σ, P, L_0) , where V is the set of nonterminals, Σ is the set of terminals, P is the set of production rules, and $L_0 \in V$ is the start symbol. The alphabet Σ is partitioned into three sets: $\Sigma_l, \Sigma_c, \Sigma_r$, which contain plain, call and return symbols, respectively. Notation-wise, a terminal in Σ_c is tagged with \langle on the left, and a terminal in Σ_r is tagged with \rangle on the right. For example, $\langle a$ is a call symbol in Σ_c , and $b\rangle$ is a return symbol in Σ_r .

We first formally define *well-matched VPGs*. Intuitively, a well-matched VPG generates only well-matched strings, in which a call symbol is always matched with a return symbol in a derived string.

Definition 2.1 (Well-matched VPGs). A grammar $G = (V, \Sigma, P, L_0)$ is a well-matched VPG with respect to the partitioning $\Sigma = \Sigma_l \cup \Sigma_c \cup \Sigma_r$, if every production rule in P is in one of the following forms.

- (1) $L \rightarrow \epsilon$, where ϵ stands for the empty string;
- (2) $L \rightarrow cL_1$, where $c \in \Sigma_l$;
- (3) $L \rightarrow \langle aL_1b \rangle L_2$, where $\langle a \in \Sigma_c$ and $b \rangle \in \Sigma_r$.

Note that in $L \rightarrow cL_1$ terminal c must be a plain symbol, and in $L \rightarrow \langle aL_1b \rangle L_2$ a call symbol must be matched with a return symbol; these requirements ensure that any derived string must be well-matched.

The following is an example of a well-matched VPG, which is taken from a VPG for XML:

$$\text{element} \rightarrow \text{OpenTag content CloseTag} \mid \text{SingleTag}$$

In this example, nonterminals start with a lowercase character, such as “element”, and terminals start with an uppercase character, such as “OpenTag”. The grammar shows a typical usage of VPGs to model a *hierarchically nested matching* structure of XML texts: “OpenTag” is matched with “CloseTag”, and “content” nested in between can be “element” itself (not shown in the above snippet) and forms an inner hierarchy.

In the rest of the paper, we use the term VPGs for well-matched VPGs and use the term general VPGs to allow the case of *pending calls and returns*, which means that a call/return symbol may not have its corresponding return/call symbol in the input string. To accommodate pending symbols, general VPGs, in addition, allow rules in the forms of $L \rightarrow \langle aL' \rangle$ and $L \rightarrow b \rangle L'$, which we call *pending rules*. Further, the set of nonterminals V is partitioned into V^0 and V^1 : nonterminals in V^0 only generate well-matched strings, while nonterminals in V^1 can generate strings with pending symbols.

Definition 2.2 (General VPGs). A grammar $G = (V, \Sigma, P, L_0)$ is a general VPG with respect to the partitioning $\Sigma = \Sigma_l \cup \Sigma_c \cup \Sigma_r$ and $V = V^0 \cup V^1$, if every rule in P is in one of the following forms:

- (1) $L \rightarrow \epsilon$;
- (2) $L \rightarrow iL_1$, where $i \in \Sigma$, and if $L \in V^0$ then (1) $i \in \Sigma_l$ and (2) $L_1 \in V^0$;
- (3) $L \rightarrow \langle aL_1b \rangle L_2$, where $\langle a \in \Sigma_c$, $b \rangle \in \Sigma_r$, $L_1 \in V^0$, and if $L \in V^0$, then $L_2 \in V^0$.

The above definition imposes constraints on how V^0 and V^1 nonterminals can be used in a rule. For example, in $L \rightarrow \langle aL_1b \rangle L_2$, nonterminal L_1 must be a well-matched nonterminal; so P cannot include rules such as $L_1 \rightarrow \langle aL_3 \rangle$, since L_1 is supposed to generate only well-matched strings.

The notion of a derivation in VPGs is the same as the one in CFGs. We write $w \rightarrow w'$ to mean a single derivation step according to a grammar, where w and w' are strings of terminals or nonterminals. We write $L \rightarrow^* w$ to mean that w can be derived from L via a sequence of derivation steps.

3 RELATED WORK

Most parser libraries rely on the formalism of Context-Free Grammars (CFGs) and user-defined semantic actions for generating parse trees. Many CFG-based parsing algorithms have been proposed in the past, including LL(k), LR(k) (Deremer 1969), Earley (Earley 1970), CYK (Cocke 1969; Kasami 1965; Younger 1967), among many others. LL(k) and LR(k) algorithms are commonly used, but their input grammars must be unambiguous. Users often have to change/refactor their grammars to

avoid conflicts in LL(k) and LR(K) parsing tables, a nontrivial task. Earley, CYK, and GLR parsing can handle any CFG, but their worst-case running time is $O(n^3)$. In contrast, our VPG parsing accepts ambiguous grammars and is linear time.

Our VPG parsing algorithm relies on *derivatives*. One major benefit of working with derivatives is that it is amenable to formal verification, as proofs related to derivatives involve algebraic transformations on symbolic expressions; they are easier to develop in proof assistants than it is to reason about graphs (required when formalizing LL and LR algorithms). Brzozowski (1964) first presented the concept of derivatives and used it to build a recognizer for regular expressions. The idea was revived by Owens et al. (2009) and generalized to generate parsers for CFGs (Might et al. 2011), with an exponential worst-case time complexity. More recently, a symbolic approach (Henriksen et al. 2019) for parsing CFGs with derivatives was presented, with cubic time complexity. Finally, Darragh and Adams (2020) presented a formally verified, derivative-based, linear-time parsing algorithm for LL(1) context-free expressions.

Owl is an open-source project¹ that provides a parser generator for VPGs. It has the same goal as our work, but differs in the following critical aspects: (1) Owl supports only well-matched VPGs, while our parsing library supports full VPGs; (2) Owl adopts a different algorithm and is implemented in an imperative way, while our parsing library is derivative-based and functional; (3) Owl does not provide formal assurance, while our parsing library is formally verified in Coq; (4) Owl rejects ambiguous VPGs, while our parsing library accepts ambiguous grammars and generates parse forests; and (5) Owl does not support semantic actions embedded in grammars, while our parsing library accepts semantic actions.

Due to parsers' importance to security, many efforts have been made to build secure and correct parsers. One obvious approach is testing, through fuzz testing or differential testing (e.g., Petsios et al. (2017)). However, testing cannot show the absence of bugs. Formal verification has also been applied to the building of high-assurance parsers. Jourdan et al. (2012) applied the methodology of translation validation and implemented a verified parser validator for LR(1) grammars. RockSalt (Morrisett et al. 2012) included a verified parser for regular expression based DSL. Lasser et al. (2019) and Edelmann et al. (2020) presented verified LL(1) parsers but we are not aware of fully verified LL(k) parsers. Lasser et al. (2021) implemented a verified ALL(*) parser, which is the algorithm behind ANTLR4. Koprowski and Binsztok (2010) implemented a formally verified parser generator for Parsing Expression Grammars (PEG). Ramananandro et al. (2019) presented a verified parser generator for tag-length-value binary message format descriptions. We formalize our derivative-based, VPG parsing algorithm and its correctness proofs in Coq.

4 VPG BASED RECOGNITION

We next present an algorithm for converting a VPG into a deterministic PDA using a derivative-based algorithm. The resulting PDA accepts the same set of strings as the input VPG.

Before we present the formal conversion process, we discuss informally the intuition of the states, the stack, and the transition function of the PDA that is converted from an input VPG. A state in the resulting PDA is a subset of $V \times V$, i.e., a set of nonterminal pairs. A nonterminal pair (L_1, L_2) tells that the next part of the input should match L_2 and the current context is L_1 . The *context* is the nonterminal that is used to derive L_2 , without consuming an unmatched call symbol before getting to L_2 . Formally, it means there exists a derivation sequence $L_1 \rightarrow^* \omega_1 L_2 \omega_2$, where ω_1 is a sequence of terminals and does not contain an unmatched call symbol, and ω_2 is a sequence of terminals or nonterminals.

¹<https://github.com/ianh/owl>

To give an example, suppose we have the following VPG rules, with L_0 being the start symbol. We omit the rules for L_2 and L_3 , which are irrelevant for the discussion.

$$L_0 \rightarrow cL_1; L_1 \rightarrow \langle aL_2b \rangle L_3.$$

The start state of the PDA should be $\{(L_0, L_0)\}$, meaning that the input string should match L_0 and the context is also L_0 since L_0 can be derived from itself (in zero steps) without generating an unmatched call symbol. Given that start state, if the next input symbol is c , then the PDA should transition to state $\{(L_0, L_1)\}$; that is, the rest of the input should match L_1 and the context is still L_0 , since L_1 is derived from L_0 without generating an unmatched call symbol. Now suppose the next input char is $\langle a$; then the next state should be $\{(L_2, L_2)\}$; notice that there is a context switch as there is an unmatched call symbol that is encountered when going from L_1 to L_2 using the rule $L_1 \rightarrow \langle aL_2b \rangle L_3$. As we will show, for this transition, the PDA will also push $\{(L_0, L_1)\}$ and $\langle a$ to the stack, so that when the return symbol b is encountered, we can use that stack information to look up the old context and transition the PDA to state $\{(L_0, L_3)\}$.

For this example, all states contain just one pair. In general, a state may contain multiple pairs because of possible ambiguity. For example, imagine there is an additional rule $L_0 \rightarrow cL_4$; then from start state $\{(L_0, L_0)\}$, after encountering c , the PDA transitions to state $\{(L_0, L_3), (L_0, L_4)\}$, reflecting that the rest of the input can match either L_3 or L_4 .

Given the above discussion, we have the following PDA states and stacks.

Definition 4.1 (PDA states and stacks). Given a VPG, we introduce a PDA whose states are subsets of $V \times V$ and whose stack contains stack symbols of the form $[S, \langle a \rangle]$, where S is a PDA state and $\langle a \in \Sigma_c$ a call symbol. We write \perp for the empty stack, and $[S, \langle a \rangle \cdot T$ for a stack whose top is $[S, \langle a \rangle]$ and the rest is T . Intuitively, the stack remembers a series of past contexts, which are used for matching future return symbols. We call a pair (S, T) a *configuration*, with S being the state and T being the stack.

We next utilize the notion of derivatives (Brzozowski 1964; Might et al. 2011; Owens et al. 2009) to compute a recognizer PDA that accepts the same language (i.e., a set of strings) as an input VPG. The derivative of a language \mathcal{L} with respect to an input symbol c is the residual set of strings of those in \mathcal{L} that start with c :

$$\delta_c(\mathcal{L}) = \{w \mid cw \in \mathcal{L}\}$$

As we will show in Definition 4.3, a recognizer PDA configuration (S, T) stands for a language. Transferring the general definition of derivatives to recognizer PDA configurations produces a set of derivative functions, discussed next.

Given a VPG $G = (V, \Sigma, P, L_0)$, we define three kinds of derivative functions: (1) δ_c is for when the next input symbol is a plain symbol c ; (2) $\delta_{\langle a \rangle}$ for when the next input symbol is a call symbol $\langle a$; and (3) $\delta_b \rangle$ for when the next input symbol is a return symbol b). Each function takes the current state S and the top stack symbol, and returns a new state as well as an action on the stack (expressed as a lambda function). Note that δ_c and $\delta_{\langle a \rangle}$ do not need information from the stack; therefore we omit the top stack symbol from their parameters.

Definition 4.2 (Derivative functions).

(1) $\delta_c(S) = (S', \lambda T.T)$, where

$$S' = \{(L_1, L_3) \mid \exists L_2, (L_1, L_2) \in S \wedge (L_2 \rightarrow cL_3) \in P\};$$

For a plain symbol $c \in \Sigma_l$, it checks each pair (L_1, L_2) in the current state S , and if there is a rule $L_2 \rightarrow cL_3$, pair (L_1, L_3) becomes part of the new state. In addition, the stack is left unchanged.

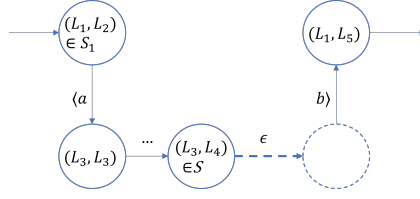


Fig. 1. An example of state transitions: (L_1, L_2) transfers to (L_3, L_3) with symbol $\langle a$ and there is a rule $L_2 \rightarrow \langle aL_3b \rangle L_5$, and finally transfers to (L_1, L_5) with symbol $\langle b$.

(2) $\delta_{\langle a}(S) = (S', \lambda T.[S, \langle a] \cdot T)$, where

$$S' = \{(L_3, L_3) \mid \exists L_1 L_2, (L_1, L_2) \in S \wedge \exists L_4, (L_2 \rightarrow \langle aL_3b \rangle L_4) \in P\};$$

For a call symbol $\langle a \in \Sigma_c$, it checks each pair (L_1, L_2) in the current state S ; if there is a rule $L_2 \rightarrow \langle aL_3b \rangle L_4$, pair (L_3, L_3) becomes part of the new state; note there is a context change since a call symbol is encountered. In addition, the old state together with $\langle a$ is pushed to the stack.

(3) $\delta_b(S, [S_1, \langle a]) = (S', \text{tail})$, where

$$S' = \{(L_1, L_5) \mid \exists L_2 L_3 L_4, (L_1, L_2) \in S_1 \wedge (L_3, L_4) \in S \wedge (L_4 \rightarrow \epsilon) \in P \wedge (L_2 \rightarrow \langle aL_3b \rangle L_5) \in P\}.$$

For a return symbol $b \in \Sigma_r$ and a stack top $[S_1, \langle a]$, it checks each pair (L_1, L_2) in the state S_1 of the stack top symbol; if there is a pair (L_3, L_4) in the current state S , L_4 can derive the empty string, and there is a rule $L_2 \rightarrow \langle aL_3b \rangle L_5$, then pair (L_1, L_5) becomes part of the new state; note that it checks $L_4 \rightarrow \epsilon$ to ensure that the current level is finished before returning to the upper level. In addition, the stack top is popped from the stack. Figure 1 presents a drawing that depicts the situation when a return symbol is encountered.

We formalize the semantics of PDA configurations as sets of accepted strings:

Definition 4.3 (Semantics of PDA configurations). We write $(S, T) \rightsquigarrow w$ to mean that a terminal string w can be accepted by the configuration (S, T) . It is defined as follows.

- (1) $(S, \perp) \rightsquigarrow w$ if $\exists(L_1, L_2) \in S$, s.t. $L_2 \rightarrow^* w$,
- (2) $(S, [S', \langle a] \cdot T') \rightsquigarrow w_1 b w_2$ if $\exists(L_3, L_4) \in S$ s.t.
 - (a) $L_4 \rightarrow^* w_1$ and
 - (b) $\exists(L_1, L_2) \in S', \exists L_5, (L_2 \rightarrow \langle aL_3b \rangle L_5) \in P \wedge (\{(L_1, L_5)\}, T') \rightsquigarrow w_2$.

The correctness of derivative functions is stated in the following theorem, whose correctness proof is detailed in Appendix A. Take the case of δ_c as an example: the theorem states that (S, T) matches cw iff the configuration after running δ_c matches w (the string after consuming c).

THEOREM 4.1 (DERIVATIVE FUNCTION CORRECTNESS).

- Assume $\delta_c(S) = (S', \lambda T.T)$ for a plain symbol c . Then $(S, T) \rightsquigarrow cw$ iff $(S', T) \rightsquigarrow w$.
- Assume $\delta_{\langle a}(S) = (S', \lambda T.[S, \langle a] \cdot T)$ for a call symbol $\langle a$. Then $(S, T) \rightsquigarrow \langle aw$ iff $(S', [S, \langle a] \cdot T) \rightsquigarrow w$.
- Assume $\delta_b(S, [S_1, \langle a]) = (S', \text{tail})$ for a return symbol b . Then $(S, [S_1, \langle a] \cdot T) \rightsquigarrow b w$ iff $(S', T) \rightsquigarrow w$.

With those derivative functions, we can convert a VPA to a PDA, whose set of states is the least solution of the following equation; it makes sure that states are closed under derivatives.

$$\begin{aligned} A &= A \cup \{S' \mid c \in \Sigma_l, S \in A, \delta_c(S) = (S', f)\} \\ &\quad \cup \{S' \mid \langle a \in \Sigma_c, S \in A, \delta_{\langle a}(S) = (S', f)\} \\ &\quad \cup \{S' \mid b \in \Sigma_r, \langle a \in \Sigma_c, S \in A, S' \in A, \delta_b(S, [S', \langle a]) = (S', f)\} \end{aligned}$$

Algorithm 1 Constructing the recognizer PDA

-
- 1: Input: a VPG $G = (V, \Sigma, P, L_0), \delta$.
 - 2: $S_0 \leftarrow \{(L_0, L_0)\}$.
 - 3: Initialize the set for new states $N = \{S_0\}$.
 - 4: Initialize the set for all produced states $A = N$.
 - 5: Initialize the set for transitions $\mathcal{T} = \{\}$.
 - 6: **repeat**
 - 7: $N' \leftarrow \{(i, f, S, S') \mid (S', f) = \delta_i S, S \in N, \text{ and } i \in \Sigma_c \cup \Sigma_l\}$
 - 8: Add edge (S, S') marked with (i, f) to \mathcal{T} , where $(i, f, S, S') \in N'$.
 - 9: $R \leftarrow \{[S, \langle a \rangle \mid S \in A \text{ and } \langle a \in \Sigma_c\}$
 - 10: $N_R \leftarrow \{(b, r, f, S, S') \mid (S', f) = \delta_b(S, r), S \in A, b \in \Sigma_r, r \in R\}$
 - 11: Add edge (S, S') marked with (b, r, f) to \mathcal{T} , where $(b, r, f, S, S') \in N_R$.
 - 12: $N \leftarrow \{S' \mid (_, _, _, S') \in N' \vee (_, _, _, S') \in N_R\} - A$
 - 13: $A \leftarrow A \cup N$
 - 14: **until** $N = \emptyset$
 - 15: Return (S_0, A, \mathcal{T}) .
-

$$L \rightarrow \langle aAb \rangle L \mid \epsilon; A \rightarrow cC \mid cD; C \rightarrow cE; D \rightarrow dE; E \rightarrow \epsilon$$

Fig. 2. An example VPG.

We note that the least solution to the previous equation may include unreachable states, since the last line of the equation considers all $(S, [S', \langle a \rangle])$ without regard for whether such a configuration is possible. This may make the resulting PDA contain more states and occupy more space for the PDA representation than necessary. However, unreachable states do not affect the linear-time parsing guarantee of VPG parsing, as during parsing those unreachable states are not traversed; further, during experiments we did not experience space issues when representing PDA states and transitions.

Algorithm 1 is an iteration-based method to solve the equation for the least solution, where the returned S_0 is the initial state, A is the set of all states, and \mathcal{T} is the set of edges between states. For an iteration, N is the set of states that the algorithm should perform derivatives on. Line 7 then performs derivatives using call and plain symbols and line 10 performs derivatives using return symbols.

At the end of each iteration, the following invariants are maintained: (1) $N \subseteq A$; (2) for state $S \in A - N$ and $i \in \Sigma_c \cup \Sigma_l$, if $\delta_i(S) = (S', f)$, then $S' \in A$; (3) for states $S, S' \in A - N$, $\langle a \in \Sigma_c$, and $b \rangle \in \Sigma_r$, if $\delta_b(S, [S', \langle a \rangle]) = (S'', f)$, then $S'' \in A$. With these invariants, when N becomes empty, A is closed under derivatives.

As an example, consider the VPG in Figure 2. The PDA generated by Algorithm 1 for this VPG is shown in Figure 3. The input symbols and stack actions are marked on the edges.

Once the PDA is constructed from a VPG, it can be run on an input string in a standard way. Then PDA correctness can be stated as follows. We detail PDA execution and the correctness proof in Appendix A.

THEOREM 4.2 (PDA CORRECTNESS). *For VPG G and its start symbol L_0 , a string $w \in \Sigma^*$ can be derived from L_0 (i.e. $L_0 \rightarrow^* w$) iff w is accepted by the corresponding PDA.*

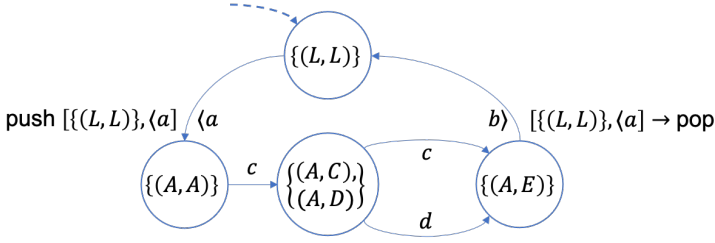


Fig. 3. The PDA generated by Algorithm 1 for grammar in Figure 2. “push $[\{(L, L), \langle a \rangle\}]$ ” means pushing $[\{(L, L), \langle a \rangle\}]$ to the stack, and “ $[\{(L, L), \langle a \rangle\}] \rightarrow \text{pop}$ ” means removing the top of the stack, when it is $[\{(L, L), \langle a \rangle\}]$.

For converting general VPGs (i.e., with pending rules) to PDA, a couple of changes need to be made on the derivative-based approach: (1) the derivative functions need to consider also pending rules; (2) the acceptance stack may be nonempty because of pending call symbols. The construction is discussed in Appendix B.

5 VPG BASED PARSING

Parsing is a process to build the parse trees of a given string based on an input grammar. It is equivalent to finding the sequences of rules that can generate the input string. Our VPG-based parsing framework is largely enlightened by the recognizer construction in Section 4. Observe that the execution of the recognizer PDA on an input string w can be represented as a trace of runtime configurations: $(S_0, T_0) \xrightarrow{w_1} (S_1, T_1) \xrightarrow{w_2} (S_2, T_2) \xrightarrow{w_3} \dots$, where (S_i, T_i) is the configuration after consuming w_i , the i^{th} symbol of w . Each transition in the trace is because of a set of possible rules in the input VPG; therefore, we can augment the configuration trace with information about what rules can be applied during each transition, which gives $(S_0, T_0) \xrightarrow{w_1} ((S_1, T_1), m_1) \xrightarrow{w_2} ((S_2, T_2), m_2) \xrightarrow{w_3} \dots$, where m_i is the set of possible rules at step i . With the augmented configuration trace, we can construct parse trees for the input string.

Given this intuition, we could build a parser directly based on the recognizer. However, to reduce the burden of formally verifying the parser, we make several trade-offs in designing the parsing algorithm: (1) instead of extending the recognizer, we present a way to construct the parser PDA independently; as will be shown in Section 5.4, this allows us to formalize correctness in a natural way; (2) we replace the context nonterminal in the recognizer state with a boolean value when constructing the parser; this simplifies formal verification, but may introduce invalid edges in the parse forest; as a result, our design adds a pruning step to prune invalid edges.

5.1 Overview of VPG-based parsing

At a high level, our VPG-based parsing framework takes an input VPG and generates three components: (1) a *parser PDA*, which takes an input string and constructs a parse forest representing possible parses of the string according to the VPG; (2) a *pruner PDA*, which takes the parse forest and removes invalid edges; (3) an *extractor*, which takes the pruned parse forest and extracts parse trees.

Before discussing these steps in detail, we use the well-matched VPG in Figure 2 to illustrate the steps of the parser and the pruner PDAs. Let $w = \langle acdb \rangle$ be the string to parse. Figure 4 visualizes the high-level steps of how our VPG parser parses w . Nodes in the figure are sentential forms with a dot indicating the parsing position. The prefix before the dot in a sentential form is the input seen so far; the nonterminal immediately after the dot is the one to parse next; the remainder of

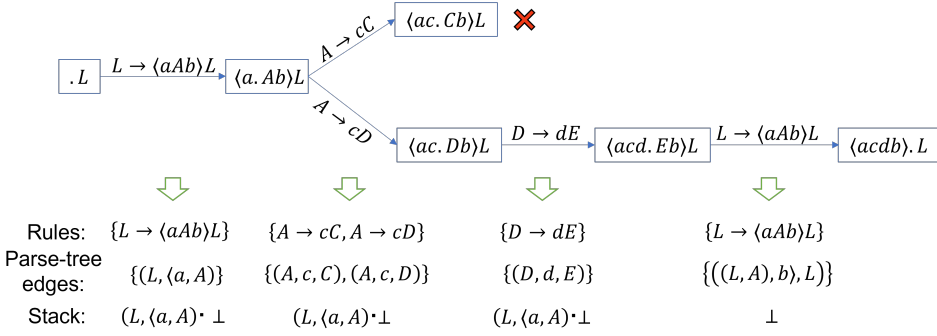


Fig. 4. The parsing process for string $\langle acdb \rangle$ for the grammar in Figure 2. There are two traces. The first one, followed by a red cross mark, becomes invalid after step 2. Possible rules applied in each step are collected in a set, which is converted to the set of parse-tree edges at that step. The stack keeps track of previous rules that generated call symbols, so that later they can be applied to generate the corresponding return symbols.

the sentential form is actually represented by the stack in our parser, but for ease of understanding we also add it to the nodes in Figure 4. The figure also shows for each step the set of possible rules, those rules represented as parse-tree edges, and the stack after the step.

As an example, after symbol $\langle a$, we have the sentential form $\langle a.Ab \rangle L$, where $\langle a$ is the already parsed input, A is the nonterminal to parse, and $b \rangle L$ is the remainder. For this step, only one rule is possible: $L \rightarrow \langle aAb \rangle L$. To represent such a rule used in building a parse tree, we use a triple instead of the rule directly; the reason is to differentiate when $\langle a$ is generated by a matching rule from when $b \rangle$ is generated by the same rule. For example, the parsing of $\langle a$ using $L \rightarrow \langle aAb \rangle L$ is converted to triple $(L, \langle a, A \rangle)$. And the remainder is represented by a stack element $(L, \langle a, A \rangle)$, which tells us that a rule such as $L \rightarrow \langle aAb \rangle L$ was used to create this stack element; with this information, at step 4 of Figure 4, the parser knows that the next symbol should match $b \rangle$ and, after that, L . So the rule $L \rightarrow \langle aAb \rangle L$ is used twice: at step 1 for $\langle a$ and step 4 for $b \rangle$.

As another example, for the second symbol “c” in the input string, there are two possible rules. One with C as the next nonterminal to parse, and the other with D . However, notice here in both cases the remainders are $b \rangle L$ and represented by the same stack. This example shows the crucial difference between VPG parsing and CFG parsing. In a general CFG parsing algorithm such as GLR, each possibility has its own stack, reflecting the nondeterministic nature of when stacks are changed in CFGs. In contrast, in VPG parsing all possibilities in one step share the same stack, enabled by the VPG property that the stack is changed when consuming only call/return symbols; as a result, the stack can be shared and factored out.

From this example, we can see that, given an input string w of length n , the parser PDA generates a set of possible rules for the i -th input symbol; since each rule is represented by a triple in our parser, each step generates a set of triples m_i . We call the sequence of $[m_1, \dots, m_n]$ the *parse forest* for w ; from the sequence, we can recover all parse trees for w . We call $[e_1, \dots, e_k]$, where $e_i \in m_i$ for $i \in [1..k]$, a *trace* of parse-tree edges; when $k = n$, it is a *complete trace*. A complete trace is a linear representation of a candidate parse tree. For example, a complete trace in Figure 4 is $[(L, \langle a, A \rangle), (A, c, D), (D, d, E), ((L, A), b), L]$, representing a candidate parse tree. Although the number of traces may grow exponentially with the length of the input string², the set of distinct

²For example, consider the grammar “ $L \rightarrow \epsilon | cA | cB; A \rightarrow dL; B \rightarrow dL$ ” and the string $w = (cd)^n$. The number of traces is $O(2^n)$.

rules possible at each step is always finite and bounded by the size of the input grammar. As a result, the parse forest representation is linear to the size of the input string.

Notice that the first trace in Figure 4 is followed by a red cross mark, because the sentential form $\langle ac.Cb \rangle L$ cannot be followed by any rule to generate d . However, the parse forest still keeps the invalid edge (A, c, C) . In our approach, we use a pruner PDA to prune invalid parse-tree edges in the parse forest. For example, the pruned parse forest for the above example is $[\{(L, \langle a, A \rangle), \{(A, c, D)\}, \{(D, d, E)\}, \{((L, A), b), E)\}]$.

Among the three components of the VPG parsing framework, the first two can fail: the parser PDA may fail because it cannot make a transition with the next input symbol; the pruner PDA may prune the parse forest to an empty parse forest, meaning that the input string cannot be parsed.

5.2 The parser PDA

As discussed earlier, a parse tree for a VPG can be represented by a linear sequence of triples, each representing an edge in the parse tree. E.g., when rule $L \rightarrow \langle aL_1$ is used, it is represented as $(L, \langle a, L_1)$. However, for general VPGs with pending rules, such triples are insufficient. For example, $(L, \langle a, L_1)$ can be the result from the rule $L \rightarrow \langle aL_1$, or the rule $L \rightarrow \langle aL_1b \rangle L_2$. We need to further differentiate pending rule edges and matching rule edges, since pending rules cannot be used within matching rules, required by general VPGs (Definition 2.2).

Our solution is to tag every nonterminal in a parse-tree edge a boolean u ; a similar notion called *linear acceptance* is discussed by Alur and Madhusudan (2009). Let L be a nonterminal; a tagged L is written as L^u . Intuitively, L^{true} generates only well-matched strings and can use only well-matched rules when generating call/return symbols; in contrast, L^{false} can also use pending rules when generating call/return symbols. For a general VPG, if the parser uses a well-matched rule $L \rightarrow \langle aL_1b \rangle L_2$ to match $\langle a$, then it has to use L_1^{true} to perform parsing next, since general VPGs require that L_1 must generate well-matched strings.

With the above discussion, parse-tree edges for general VPGs can be defined as follows:

Definition 5.1 (The edges $\mathcal{M}_{\text{pln}}, \mathcal{M}_{\text{call}}, \mathcal{M}_{\text{ret}}$). Given a VPG $G = (\Sigma, V, P, L_0)$,

- (1) the set of plain edges, denoted as \mathcal{M}_{pln} , is defined as $\{(L^u, c, L_1^u) \mid (L \rightarrow cL_1) \in P\}$;
- (2) the set of call edges, denoted as $\mathcal{M}_{\text{call}}$, is defined as $\{(L^u, \langle a, L_1^{\text{true}} \rangle \mid \exists b \rangle L_2, (L \rightarrow \langle aL_1b \rangle L_2) \in P\} \cup \{(L^{\text{false}}, \langle a, L_1^{\text{false}} \rangle \mid (L \rightarrow \langle aL_1 \rangle) \in P\}$;
- (3) the set of return edges, denoted as \mathcal{M}_{ret} , is defined as $\{((L^u, L_1^{\text{true}}), b), L_2^u \mid \exists \langle a, (L \rightarrow \langle aL_1b \rangle L_2) \in P\} \cup \{(L^{\text{false}}, b), L_1^{\text{false}} \mid (L \rightarrow bL_1) \in P\}$.

Note that pending rules $L \rightarrow \langle aL_1$ and $L \rightarrow b \rangle L_1$ can be used only in edges starting with L^{false} ; further, when using a matching rule $L \rightarrow \langle aL_1b \rangle L_2$ to generate edges starting with L_1 , its tag must be true as L_1 should match only well-matched strings. As we will formalize later, a complete trace that constitutes a parse tree must satisfy the following constraints: (1) it must start with L_0^{false} , where L_0 is the start nonterminal, (2) it must end with some L_1^{false} for some L_1 such that $(L_1 \rightarrow \epsilon) \in P$; the tag must be false so that no matching rule is waiting to be finished, and $L_1 \rightarrow \epsilon$ makes sure that no more inputs are expected to match L_1 .

With the above definition of parse-tree edges, a parse tree is then a sequence of plain, call, or return edges. A parse forest is a sequence $[m_1, \dots, m_n]$, where each m_i is a subset of $\mathcal{M}_{\text{pln}}, \mathcal{M}_{\text{call}}$, or \mathcal{M}_{ret} . In the following discussion, we use $m_{\text{pln}}, m_{\text{call}}$, and m_{ret} for an arbitrary subset of $\mathcal{M}_{\text{pln}}, \mathcal{M}_{\text{call}}$, and \mathcal{M}_{ret} , respectively.

Definition 5.2 (Parser PDA states and stack). Given a VPG, we introduce a parser PDA, where a state, denoted as m , is a subset of $\mathcal{M}_{\text{pln}}, \mathcal{M}_{\text{call}}$, or \mathcal{M}_{ret} , and each element in the stack T is a subset of $\mathcal{M}_{\text{call}}$.

It is easy to see that a sequence of parser PDA states constitutes a parse forest.

Similar to the development of the VPG recognizer, we next define three derivative functions, denoted as p_c , $p_{\langle a}$, and p_b , to formalize how the parser PDA makes transitions. From the perspective of parse trees, each transition extends existing traces for parsing string w to new traces for parsing string wi , assuming i is the next input symbol. Notation-wise, we use the placeholder “ $_$ ” to represent an entity whose value does not matter. For example, edge $(_, _, L) \in m$ is defined as $\exists L_1 i$, s.t. $(L_1, i, L) \in m$ or $\exists L_1, L_2, i, L$ s.t. $((L_1, L_2), i, L) \in m$, where only L is of interest.

Definition 5.3 (Derivative functions). Given a VPG $G = (V, \Sigma, P, L_0)$, suppose the current state of the parser PDA is m and the current stack is T .

- (1) $p_c(m) = (m', \lambda T.T)$, where $m' = \{(L^u, c, L_1^u) \mid (_, _, L^u) \in m \wedge (L \rightarrow cL_1) \in P\}$.

To generate c , we consider each parse-tree edge in m . If it is of the form $(_, _, L^u)$, find every possible rule $L \rightarrow cL_1$ for some L_1 . We then add edge (L^u, c, L_1^u) to the next state m' . Intuitively, if the current trace matches w and the nonterminal to parse is L , then with the extra c , the new trace matches wc and the new nonterminal to parse is L_1 . Further, the boolean tag u is passed from L to L_1 , since no matching rule is used at this step.

- (2) $p_{\langle a}(m) = (m', \lambda T. m' \cdot T)$, where

$$m' = \{(L^u, \langle a, L_1^{\text{true}} \rangle \mid (_, _, L^u) \in m \wedge \exists b) L_2, (L \rightarrow \langle aL_1b \rangle L_2) \in P\} \cup \{(L^{\text{false}}, \langle a, L_1^{\text{false}} \rangle \mid (_, _, L^{\text{false}}) \in m \wedge (L \rightarrow \langle aL_1 \rangle \in P)\}.$$

If $(_, _, L^{\text{true}}) \in m$, a matching rule is waiting to be finished and we cannot use a pending rule such as $L \rightarrow \langle aL_1 \rangle$. Thus, only a new matching rule can be used to generate $\langle a$. So it finds every possible rule $L \rightarrow \langle aL_1b \rangle L_2$ and adds the parse-tree edge $(L^{\text{true}}, \langle a, L_1^{\text{true}} \rangle$ to m' . Notice that L_1 must be tagged with true. If $(_, _, L^{\text{false}}) \in m$, either a matching or a pending rule can be used. The matching-rule case is similar to the case when $u = \text{true}$. Further, it finds a rule like $L \rightarrow \langle aL_1 \rangle$ for some L_1 and adds $(L^{\text{false}}, \langle a, L_1^{\text{false}} \rangle$ to m' . In addition, the new state m' is pushed to the stack to match a possible return symbol at a later point.

- (3) $p_b(m, m_{\text{call}}) = (m', \text{tail})$, where $m_{\text{call}} = \text{head } T$ if $T \neq \perp$, and $m_{\text{call}} = \emptyset$ if $T = \perp$, and

$$m' = \{((L^u, L_1^{\text{true}}), b), L_2^u \mid (L^u, \langle a, L_1^{\text{true}} \rangle \in m_{\text{call}} \wedge \exists L_2, (L \rightarrow \langle aL_1b \rangle L_2) \in P\} \cup \{(L^{\text{false}}, b), L_1^{\text{false}} \mid (_, _, L^{\text{false}}) \in m \wedge (L \rightarrow b) L_1 \in P\}.$$

Consider $(_, _, L^u) \in m$. If $u = \text{false}$, we must use a pending rule to generate b . Every rule $L \rightarrow b) L_1$ is converted to edge $(L^{\text{false}}, b), L_1^{\text{false}}$ and added to m' . If $u = \text{true}$, intuitively we can only use a matching rule to generate b . The information of the last unfinished matching rule is stored in m_{call} , the top of the stack. For any $(L^u, \langle a, L_1^{\text{true}} \rangle \in m_{\text{call}}$, it finds a rule $L \rightarrow \langle aL_1b \rangle L_2$ for some L_2 , and adds edge $((L^u, L_1^{\text{true}}), b), L_2^u$ to the new state m' . The nonterminal L_2 inherits its tag from the tag of L . Note that in the above formulation the new state is generated based on only m_{call} , not the current state m ; this design can generate invalid edges; a later pruner step will remove those invalid edges.

Constructing the parser PDA. Similar to constructing the recognizer PDA, the construction of the parser PDA is the least solution of the following equation.

$$\begin{aligned} A &= A \cup \{m' \mid c \in \Sigma_l \wedge m \in A \wedge p_c(m) = (m', f)\} \\ &\cup \{m' \mid \langle a \in \Sigma_c \wedge m \in A \wedge p_{\langle a}(m) = (m', f)\} \\ &\cup \{m' \mid b \in \Sigma_r \wedge m \in A, m'' \in (A \cap \mathcal{P}(\mathcal{M}_{\text{call}})) \cup \{\emptyset\} \wedge p_b(m, m'') = (m', f)\} \end{aligned}$$

Different from the case for VPG recognizers, $(A \cap \mathcal{P}(\mathcal{M}_{\text{call}})) \cup \{\emptyset\}$ is used for p_b , since a stack element for the parser PDA has to be a state generated for a call symbol and the stack can also be empty.

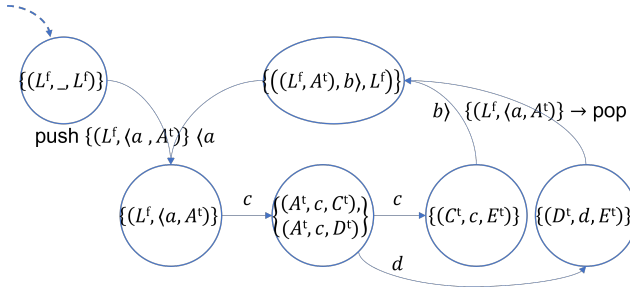


Fig. 5. The parser PDA for the grammar in Figure 2. We use f for false and t for true. Finally, the symbols and stack actions of $\langle a \text{ and } b \rangle$ are each shared by two transitions.

With the above equation, we can construct an algorithm for computing all parser PDA states and state transitions, similar to Algorithm 1. The differences are that (1) it starts with a helper state $m_0 = \{(L_0^{\text{false}}, _ , L_0^{\text{false}})\}$, where L_0 is the start nonterminal of the input VPG and $_$ stands for a dummy nonterminal, and (2) it uses parser derivative functions for deriving new states and transitions. The result is a parser PDA whose states are subsets of \mathcal{M}_{pln} , $\mathcal{M}_{\text{call}}$, or \mathcal{M}_{ret} , and transitions between states are labeled with (c, f) , $(\langle a, f \rangle)$, or (b, m_c, f) , where c , $\langle a \text{ or } b \rangle$ is the next input symbol, m_c is the top stack element, and f is the stack action. Figure 5 shows the parser PDA generated by the algorithm for the grammar in Figure 2.

Given an input string, the parser PDA starts from $(m_0, _)$ and transitions to the next runtime configuration based on the following definition.

Definition 5.4 (Runtime transition for parser PDA). Suppose the current configuration is (m, T) and the next input symbol is i . The *runtime transition function* $\mathcal{P}(i, m, T) = (m', T')$ of the parser PDA is defined as follows.

- (1) if $i \in \Sigma_c \cup \Sigma_l$ and PDA edge (m, m') is marked with (i, f) , then $\mathcal{P}(i, m, T) = (m', f(T))$;
- (2) if $i \in \Sigma_r$, $T = m'' \cdot T'$, and PDA edge (m, m') is marked with (i, m'', f) , then $\mathcal{P}(i, m, T) = (m', f(T))$.
- (3) if $i \in \Sigma_r$, $T = _$, and PDA edge (m, m') is marked with (i, \emptyset, f) , then $\mathcal{P}(i, m, T) = (m', _)$.

5.3 The pruner PDA and the extractor

The parser PDA parses an input string w of length n and produces a state trace: $[m_1, \dots, m_n]$, which can be viewed as a parse forest. As discussed earlier, it can contain invalid edges. For example, inside the last state m_n , a valid edge must be of the form $(_ , _ , L_1^{\text{false}})$ for some L_1 so that $(L_1 \rightarrow \epsilon) \in P$, signaling the end of parsing; other edges are invalid. Similarly, if the next symbol to match is a return symbol produced in a matching rule $L \rightarrow \langle aL_1b \rangle L_2$, the parse-tree edge immediately before the one that produces the return symbol must end with L_1^{false} so that $(L_1 \rightarrow \epsilon) \in P$.

After removing some invalid edges, earlier edges in the parse forest may become invalid. For instance, if pruning removes from m_n an edge $(L_2^{\text{false}}, _ , _)$ and there are no other edges that start with L_2^{false} in the rest of m_n , then any m_{n-1} edge that ends with L_2^{false} can also be pruned, since it is not possible to connect it with an edge in the pruned m_n . This is a backward process. Therefore, our pruner PDA takes the reverse of the parse forest, $[m_n, m_{n-1}, \dots, m_1]$, as the input and produces a pruned parse forest $[m'_n, m'_{n-1}, \dots, m'_1]$ in reverse. Further, instead of intervening parsing and pruning steps, we choose to perform pruning after the parser PDA has finished so that every state in the parse forest gets pruned only once.

$$\begin{array}{c}
\frac{(L \rightarrow \epsilon) \in P}{L^u \Rightarrow (\epsilon, [])} \quad \frac{(L \rightarrow cL_1) \in P \quad L_1^u \Rightarrow (w_1, v_1)}{L^u \Rightarrow (cw_1, (L^u, c, L_1^u)::v_1)} \\
\frac{(L \rightarrow \langle aL_1 \rangle) \in P \quad L_1^{\text{false}} \Rightarrow (w_1, v_1)}{L^{\text{false}} \Rightarrow (\langle aw_1, (L^{\text{false}}, \langle a, L_1^{\text{false}} \rangle)::v_1)} \quad \frac{(L \rightarrow b)L_1 \in P \quad L_1^{\text{false}} \Rightarrow (w_1, v_1)}{L^{\text{false}} \Rightarrow (b)w_1, (L^{\text{false}}, b, L_1^{\text{false}})::v_1)} \\
\frac{(L \rightarrow \langle aL_1b \rangle L_2) \in P \quad L_1^{\text{true}} \Rightarrow (w_1, v_1) \quad L_2^u \Rightarrow (w_2, v_2)}{L^u \Rightarrow (\langle aw_1b \rangle w_2, [(L^u, \langle a, L_1^{\text{true}} \rangle) + v_1 + [(L^u, L_1^{\text{true}}), b], L_2^u]) + v_2)}.
\end{array}$$

Fig. 6. The big-step parse-tree derivation, assuming a VPG $G = (\Sigma, V, P, L_0)$.

Definition 5.5 (Pruner PDA states and stack). Given a VPG, we introduce a pruner PDA, where each state, denoted as m , is a subset of \mathcal{M}_{pln} , $\mathcal{M}_{\text{call}}$ or \mathcal{M}_{ret} , and each element of the stack T is a subset of \mathcal{M}_{ret} .

A stack is needed in the pruner to find valid call edges with respect to valid return edges in the stack. The technical details of the pruner PDA construction are introduced in Appendix C. After pruning, we get a pruned parse forest $[m'_1, \dots, m'_n]$ and an *extractor* is then used to extract parse trees from the forest. If the input VPG is unambiguous, at most one parse tree can be extracted. The definition of $\text{extract}([m'_1, \dots, m'_n])$ detailed in Appendix C extracts a *parse-tree set* V , which is a set of parse trees together with corresponding stacks of call edges.

5.4 The correctness proof of the parsing algorithm

In this section, we discuss the correctness proof of our core VPG parsing algorithm; the proof is formalized in the proof assistant Coq. The correctness theorem is stated based on the relation $L^u \Rightarrow (w, v)$, meaning that input string w can be parsed from nonterminal L with tag u and one of the parse trees is v . We call this relation the *big-step* parse-tree derivation relation, which is presented in Figure 6. Its rules are mostly straightforward and we explain only the one for $L \rightarrow \langle aL_1b \rangle L_2$: it first builds a parse tree for substring w_1 with L_1^{true} since w_1 must be a well-matched string; it then builds a parse tree for substring w_2 with L_2^u ; then a parse tree for string $\langle aw_1b \rangle w_2$ can be built by concatenating the parse-tree edge for $\langle a$, the parse tree for w_1 , the parse-tree edge for b , and the parse tree for w_2 .

Definition 5.6. Suppose v is a trace of parse-tree edges. We define $\text{firstNT}(v)$ to be the starting nonterminal in the trace and $\text{lastNT}(v)$ to be the last nonterminal in the trace. That is,

$$\begin{aligned}
\text{firstNT}(v) &= \{L^u \mid v = (L^u, _, _)\} \\
\text{lastNT}(v) &= \{L^u \mid v = _ + [(_, _, L^u)]\}
\end{aligned}$$

THEOREM 5.1 (CORRECTNESS OF VPG PARSING). *For an input string w of length n , if the parser PDA for VPG $G = (\Sigma, V, P, L_0)$ starts with the initial configuration $m_0 = \{(L_0^{\text{false}}, _, L_0^{\text{false}})\}$ and $T_0 = \perp$ and traverses the following configurations to parse w : $(m_0, T_0) \xrightarrow{w_1} (m_1, T_1) \cdots \xrightarrow{w_n} (m_n, T_n)$, and $\text{extract}([m_1, \dots, m_n]) = V$, then*

$$\forall v, L_0^{\text{false}} \Rightarrow (w, v) \text{ iff } \left(\exists E, (v, E) \in V \wedge \exists L_1, \text{lastNT}(v) = L_1^{\text{false}} \wedge (L_1 \rightarrow \epsilon) \in P \right).$$

To prove the theorem, we need the help of a *small-step* parse-tree derivation relation so that we can formalize a set of invariants that are satisfied during each step when running the parser PDA. The relation $(v, E) \xrightarrow{i} (v', E')$, defined in Figure 7, means that starting with a parse tree v and

$$\begin{array}{c}
\frac{(L \rightarrow cL_1) \in P \quad v = [] \vee \text{lastNT}(v) = L^u}{(v, E) \xrightarrow{c} (v + [(L^u, c, L_1^u)], E)} \\
\frac{(L \rightarrow \langle aL_1 \rangle) \in P \quad v = [] \vee \text{lastNT}(v) = L^{\text{false}}}{(v, E) \xrightarrow{\langle a \rangle} (v + [(L^{\text{false}}, \langle a, L_1^{\text{false}} \rangle], (L^{\text{false}}, \langle a, L_1^{\text{false}} \rangle) \cdot E)} \\
\frac{(L \rightarrow \langle aL_1b \rangle L_2) \in P \quad v = [] \vee \text{lastNT}(v) = L^u}{(v, E) \xrightarrow{\langle a \rangle} (v + [(L^u, \langle a, L_1^{\text{true}} \rangle], (L^u, \langle a, L_1^{\text{true}} \rangle) \cdot E)} \\
\frac{(L \rightarrow b \rangle L_1) \in P \quad v = [] \vee \text{lastNT}(v) = L^{\text{false}}}{(v, \perp) \xrightarrow{b \rangle} (v + [(L^{\text{false}}, b), L_1^{\text{false}}], \perp)} \\
\frac{(L \rightarrow \langle aL_1b \rangle L_2) \in P \quad \text{lastNT}(v) = L_3^{\text{true}} \quad (L_3 \rightarrow \epsilon) \in P}{(v, (L^u, \langle a, L_1^{\text{true}} \rangle) \cdot E) \xrightarrow{b \rangle} (v + [(L^u, L_1^{\text{true}}), b), L_2^u], E)} \\
\frac{(L_3 \rightarrow \langle aL_4 \rangle) \in P \quad (L_1 \rightarrow b \rangle L_2) \in P \quad v = [] \vee \text{lastNT}(v) = L_1^{\text{false}}}{(v, (L_3^{\text{false}}, \langle a, L_4^{\text{false}} \rangle) \cdot E) \xrightarrow{b \rangle} (v + [(L_1^{\text{false}}, b), L_2^{\text{false}}], E)}
\end{array}$$

Fig. 7. The small-step parse-tree derivation, given a VPG $G = (\Sigma, V, P, L_0)$.

$$\frac{(v, E) \xrightarrow{\epsilon}^* (v, E) \quad \frac{(v_1, E_1) \xrightarrow{w}^* (v_2, E_2) \quad (v_2, E_2) \xrightarrow{i} (v_3, E_3)}{(v_1, E_1) \xrightarrow{wi}^* (v_3, E_3)}}{(v, E) \xrightarrow{\epsilon}^* (v, E)}$$

Fig. 8. The transitive closure of the small-step.

a stack of call edges E , the parsing of symbol i results in a new parse tree v' and a new stack of call edges E' . In all rules, v' is the result of adding one new parse-tree edge to v , and therefore it formalizes the process of generating one parse-tree edge at a time, matching what the parser PDA does. The transitive closure of the small-step relation is in Figure 8. The following two theorems show the equivalence of big-step and small-step parse-tree relations.

THEOREM 5.2 (FROM BIG STEP TO SMALL STEP).

- (1) If $L^{\text{true}} \Rightarrow (w, v)$, then $([], \perp) \xrightarrow{w}^* (v, \perp)$.
- (2) If $L^{\text{false}} \Rightarrow (w, v)$, then $\exists E$, s.t. $([], \perp) \xrightarrow{w}^* (v, E)$.

THEOREM 5.3 (FROM SMALL STEP TO BIG STEP). If $([], \perp) \xrightarrow{w}^* (v, E)$, and $\text{firstNT}(v) = L^{\text{false}}$, $\text{lastNT}(v) = L_1^{\text{false}}$ and $(L_1 \rightarrow \epsilon) \in P$, then $L^{\text{false}} \Rightarrow (w, v)$.

With the small-step relation, we can formalize those invariants satisfied by every step when running the parser PDA. Suppose the parser PDA has consumed string w' to reach configuration (m', T') and consumes symbol i next to reach (m, T) . Further, the extractor (Definition C.7 in Appendix C) can extract a parse-tree set V' from the parser PDA state traces for w' . Finally,

extending V' with one-more parse-tree edge in m to get V . Then the following theorem can be proved: if the previous step satisfies $\text{Inv}(L, w', m', T', V')$, the latest step should also satisfy $\text{Inv}(L, w, m, T, V)$, where $w = w'i$. The invariants are defined as follows.

PROPERTY 5.4 (INVARIANTS OF VPG PARSING). *Let L be a nonterminal, w an input string, (m, T) a parser PDA configuration, and V a parse-tree set. The property $\text{Inv}(L, w, m, T, V)$ is defined as*

- (1) $\forall v E, (v, E) \in V$ if and only if $([], \perp) \xrightarrow{w^*} (v, E) \wedge \text{firstNT}(v) = L$;
- (2) $\forall (v, E) \in V, (E = \perp \rightarrow T = \perp) \wedge (\exists e E', E = e \cdot E' \rightarrow e \in \text{head } T)$;
- (3) $\forall v, \exists E, (v, E) \in V \rightarrow \exists e, e \in m \wedge v = _ + [e]$.

The above correctness proof is formalized in Coq and includes around 3k lines of proofs for the correspondence between the big-step and the small-step parse-tree derivations and another 4k lines for implementing the parser and the parse-tree extractor, formalizing the invariants, and proofs for showing that the invariants are preserved during parsing.

5.5 Time and space complexity

When given an input of length n , the VPG parser runs two PDAs to construct the parse forest: a forward parser PDA and a backward pruner PDA. We assume their transition tables can be implemented via a data structure that provides constant-time lookups (e.g., via a hash table). Therefore, each transition can finish in constant time, leading to the linear-time running of VPG parsing.

The space complexity depends on the space for representing the transition tables of the two PDAs. Recall that the transition function of the parser PDA is $\mathcal{P}(i, m, T) = (m', T')$, where $i \in \Sigma$, m and m' are states, and T and T' are stacks. The transition function of the pruner PDA is $\mathcal{G}(m_1, m'_2, T) = (m'_1, T')$, where m_1, m'_2 , and m'_1 are states, and T and T' are stacks of states. In fact, only the top of the stack is used by \mathcal{P} and \mathcal{G} . Note since a state is a set of edges and an edge corresponds to a rule, the size of a state is at most $O(|P|)$. Thus, there are at most $O(2^{|P|})$ states. So the total number of transitions in the two PDAs is bounded by $O(2^{3|P|} \times |\Sigma| + 2^{4|P|})$, where Σ is the input alphabet. Each entry in the transition table occupies $O(\log |\Sigma| + |P|)$ bits. As a conclusion, the space complexity is $O((\log |\Sigma| + |P|) \times (2^{3|P|} \times |\Sigma| + 2^{4|P|}))$, which is exponential in $|P|$. However, this is the worst-case scenario as not all states can be derived; further, it is independent of the input string size.

In our evaluation, the largest space occupied by the transition tables is around 1.6 MB, for an HTML grammar (discussed in Section 7.3).

6 DESIGNING A SURFACE GRAMMAR

The format of rules allowed in VPGs is designed for easy studying of its meta-theory, but is inconvenient for expressing practical grammars. First, no user-defined semantic actions are allowed. Second, each VPG rule allows at most four terminals/nonterminals on the right-hand side. In this section, we present a surface grammar that is more user-friendly for writing grammars. We first discuss embedding semantic actions. Then we introduce *tagged CFGs*, which are CFGs paired with information about how to separate terminals to plain, call, and return symbols. We then describe a translator from tagged CFGs to VPGs. During the conversion, the translator also generates semantic actions that convert the parse trees of VPGs back to the ones of tagged CFGs.

6.1 Embedding semantic actions

Semantic actions transform parsing results to user-preferred formats. In a rule $L \rightarrow s_1 \cdots s_k$, where $s_k \in \Sigma \cup V$, we treat L as a default action that takes k arguments, which are semantic values returned

by s_1 to s_k , and returns a tree with a root node and s_1 to s_k as children. The prefix notation of a parse tree gives

$$[L, v_{s_1}, \dots, v_{s_k}],$$

where v_{s_i} is the semantic value for s_i . The above notation can be naturally viewed as a stack machine, where L is an action and v_{s_i} are the values that get pushed to the stack before the action. The VPG parse tree can be converted to the prefix notation in a straightforward way. If we then replace each nonterminal in the tree with its semantic action, the parse tree becomes a stack machine.

The default action for a nonterminal can be replaced by a user-defined action appended to each rule in the grammar. For example, consider the grammar $L = cL \mid \langle aLb \rangle L \mid \epsilon$. Suppose we want to count the number of the symbol c in an input string; we can specify semantic actions in the grammar as follows.

$$L \rightarrow cL \ @\{\text{let } f_1 \ v_1 \ v_2 = 1 + v_2\} \mid \langle aLb \rangle L \ @\{\text{let } f_2 \ v_1 \ v_2 \ v_3 \ v_4 = v_2 + v_4\} \mid \epsilon \ @\{\text{let } f_3 \ () = 0\}.$$

In the above example, a semantic action is specified after each rule, e.g., “ $\ @\{\text{let } f_1 \ v_1 \ v_2 = 1 + v_2\}$ ”. In the actions, v_1 , v_2 , v_3 and v_4 represent the semantic values returned by the right hand side symbols of the rule. For example, the first semantic action $f_1 \ v_1 \ v_2 = 1 + v_2$ accepts two semantic values v_1 and v_2 , where v_1 is returned by c and v_2 is returned by L .

As an application, the next subsection shows how to use semantic actions to convert the parse trees of a VPG to the parse trees of its original tagged CFG.

6.2 Translating from tagged CFGs to VPGs

Grammar writers are already familiar with CFGs, the basis of many parsing libraries. We define *tagged CFGs* to be CFGs paired with information about how to partition terminals into plain, call, and return symbols ($\Sigma = \Sigma_l \cup \Sigma_c \cup \Sigma_r$);³ that is, in a tagged CFG, a terminal is tagged with information about what kind of symbols it is. Compared to a regular CFG, the only additional information in a tagged CFG is the tagging information; therefore, tagged CFGs provide a convenient mechanism for reusing existing CFGs and developing new grammars in a mechanism that grammar writers are familiar with. Appendix D shows some example tagged CFGs.

However, not all tagged CFGs can be converted to VPGs. We use a conservative validator to determine if a tagged CFG can be converted to a VPG and, if the validator passes, translate the tagged CFG to a VPG. For simplicity, we assume every call symbol is matched with a return symbol in the input tagged CFG.

The translation steps are summarized as follows:

$$A \text{ tagged CFG} \rightarrow \text{Simple form} \xrightarrow{\text{If valid}} \text{Linear form} \rightarrow \text{VPG}.$$

At a high level, a tagged CFG is first translated to a simple form, upon which validation is performed. If validation passes, the simple-form CFG is translated to a linear-form CFG, which is finally translated to a VPG. We next detail these steps.

Definition 6.1 (Simple forms). A rule is in the simple form if it is of the form $L \rightarrow \epsilon$, or of the form $L \rightarrow s_1 \cdots s_k$, where $s_i \in \Sigma_l \cup V$ or $\exists \langle a, b \rangle, L_i$, s.t. $s_i = \langle aL_i b \rangle$, $i = 1..k$, $k \geq 1$. A tagged CFG $G = (V, \Sigma, P, L_0)$ is in the simple form, if every rule in P is in the simple form.

Compared to a tagged CFG, a simple-form CFG requires that there must be a nonterminal between a call symbol and its matching return symbol. The conversion from a tagged CFG to a simple-form CFG is straightforward: for each rule, we replace every string $\langle asb \rangle$, where $\langle a$ is

³We note our implementation of tagged CFGs additionally supports regular operators in the rules; these regular operators can be easily desugared and we omit their discussion.

matched with b) and $s \in (\Sigma \cup V)^*$, with $\langle aL_s b \rangle$ and generate a new nonterminal L_s and a new rule $L_s \rightarrow s$. After this conversion, a string in the from of $\langle aLb \rangle$ can be viewed as a “plain symbol”; this is a key intuition for the following steps. We call $\langle aLb \rangle$ a *matched token* in the following discussion.

The validation can then perform on the simple form, using its dependency graph.

Definition 6.2 (Dependency graphs). The dependency graph of a grammar $G = (V, \Sigma, P, L_0)$ is (V, E_G) , where $E_G = \{(L, L') \mid \exists s_1, s_2 \in (\Sigma \cup V)^*, \text{ s.t. } (L \rightarrow s_1 L' s_2) \in P\}$.

The validator checks for every loop in the dependency graph, either (1) in the loop there is an edge (L, L') that is produced from a rule of the form $L \rightarrow s_1 \langle aL'b \rangle s_2$, where $s_1, s_2 \in (\Sigma \cup V)^*$; or (2) every edge (L, L') in the loop is produced from a rule of the form $L \rightarrow sL'$, $s \in (\Sigma \cup V)^*$ and at least one edge in the loop satisfies $s \not\rightarrow^* \epsilon$.

Once the validation passes, the translation converts a simple-form CFG to a linear-form CFG.

Definition 6.3 (Linear forms). A rule is in the linear form if it is in one of the following forms: (1) $L \rightarrow \epsilon$; (2) $L \rightarrow t_1 \cdots t_k$; (3) $L \rightarrow t_1 \cdots t_k L'$; where $t_i \in \Sigma_l$ or $\exists \langle a, b \rangle, L_i$, s.t. $t_i = \langle aL_i b \rangle$, $i = 1..k$, $k \geq 1$. A tagged CFG $G = (V, \Sigma, P, L_0)$ is in the linear form if every rule in P is in the linear form.

Note that in a linear-form rule, t_i cannot be a nonterminal, while in a simple-form rule s_i can be a nonterminal. Further, the linear form allows rules of the form $L \rightarrow t_1 \cdots t_k L'$, where t_i is a terminal or a matched token. The main job of the translator is to convert simple-form rules to linear-form rules. Appendix E shows the translation algorithm.

The translation from a linear-form CFG to a VPG is simple. E.g., for a rule of the form $L \rightarrow t_1 \cdots t_k$, it is translated to $L \rightarrow t_1 L_1; L_1 \rightarrow t_2 L_2; \dots; L_k \rightarrow t_k L_k; L_k \rightarrow \epsilon$, where L_1 to L_k are a set of new nonterminals.

All transformations are local rewriting of rules and as a result it is easy to show that each transformation step preserves the set of strings the grammar accepts. We further note that not all tagged CFGs can be converted to VPGs. For example, grammar “ $L \rightarrow cLc|\epsilon$ ” cannot be converted since its terminals cannot be suitably tagged: intuitively c has to be both a call and a return symbol. Further, since our validation algorithm is conservative, it rejects some tagged CFGs that have VPG counterparts. For example, grammar “ $L \rightarrow Lc|\epsilon$ ” is rejected by the validator since it is left recursive. However, it can be first refactored to “ $L \rightarrow cL|\epsilon$ ”, which is accepted by our validator.

Generating semantic actions. During the conversion, each time the translator rewrites a rule, a corresponding semantic action is attached to the rule. Initially, every rule is attached with one default semantic action. For example, the rule $L \rightarrow AbCd$ is attached with L^4 , written as $L \rightarrow AbCd @L^4$. As mentioned in Section 6.1, L^4 is the default semantic action for constructing a tree with a root node and children nodes that are constructed from semantic values from the right hand side of the rule. The superscript 4 is its arity. During conversion, every time we rewrite a nonterminal L in a rule R with the right-hand side of rule $L \rightarrow s$, the semantic values for s are first combined to produce a semantic value for L , which is then used to produce the semantic value for the left-hand nonterminal of R . If a helper nonterminal L_s is introduced during conversion and a rule $L_s \rightarrow s$ is generated, we do not generate a semantic value for L_s but leave the semantic values for s on the stack so that any rule that uses L_s can use those semantic values directly. In this way, we can convert a parse tree of a VPG to the parse tree of its corresponding tagged CFG. Appendix F shows an example of the translation.

7 EVALUATION

We implemented our VPG parsing library in OCaml. The implementation used hash tables to store the transition tables of the generated parser and pruner PDAs to get constant-time lookup. We

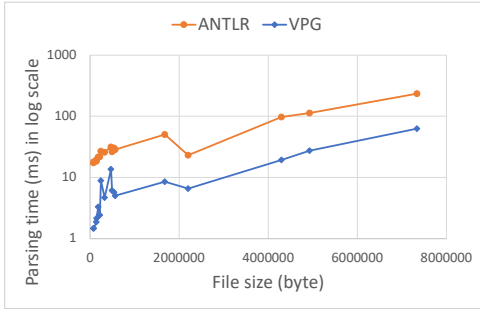


Fig. 9. Parsing times of JSON files (in log scale on the left).

evaluated our implementation for the following questions: (1) how applicable VPG parsing is in practice? (2) what is the performance of VPG parsing compared with other parsing approaches?

We performed a preliminary analysis for a set of ANTLR4 grammars in a grammar repository⁴. Among all 239 grammars, 136 (56.9%) grammars could be converted to VPGs by our tagged-CFG-to-VPG translation, after we manually marked the call and return symbols for those grammars. Note that it does not mean the rest cannot be converted; e.g., 34 grammars cannot be converted because they have left recursion and the conversion may become possible if the left recursion is removed. We left a further analysis for future work.

For performance evaluation, we compared our VPG parsers with ANTLR4⁵, a popular parser generator that implements an efficient parsing algorithm called ALL(*) (Parr et al. 2014). The ALL(*) algorithm can perform an unlimited number of lookaheads to resolve ambiguity and it has a worst-case complexity of $O(n^4)$; however, it exhibits linear behavior on many practical grammars. We also compared the VPG parsers with a few hand-crafted parsers specialized for parsing JSON and XML documents, including four mainstream JavaScript engines and four popular XML parsers. Before presenting the performance evaluation, we list some general setups:

- (1) During evaluation, we adapted the grammars for JSON, XML, and HTML from ANTLR4⁶ to tagged CFGs, generated VPG parsers, and compared VPG parsers with the parsers generated by ANTLR in performance. Appendix D shows the tagged CFGs for JSON, XML and HTML.
- (2) When comparing with ANTLR, we compared only the parsing time, omitting the lexing time. This is because we used ANTLR’s lexers to generate the tokens for both VPG parsers and ANTLR parsers.

7.1 Comparison with ANTLR on parsing JSON files

The JSON format allows objects to be nested within objects and arrays; therefore, a JSON object has a hierarchically nesting structure, which can be naturally captured by a VPG. In particular, since in JSON an object is enclosed within “{” and “}” and arrays within “[” and “]”, its VPG grammar treats “{” and “[” as call symbols and treats “}” and “]” as return symbols.

When building a VPG parser for JSON, we reused ANTLR’s lexer. Therefore, the evaluation steps are as follows.

$$\text{Input file} \xrightarrow{\text{ANTLR Lexer}} \text{ANTLR tokens} \xrightarrow{\text{ANTLR Parser or VPG Parser}} \text{Results.}$$

⁴<https://github.com/antlr/grammars-v4>

⁵<https://www.antlr.org/>.

⁶<https://github.com/antlr/grammars-v4/blob/master/json/>, <https://github.com/antlr/grammars-v4/blob/master/xml/>, and <https://github.com/antlr/grammars-v4/tree/master/html>

For evaluation, we collected 23 real-world JSON files from the awesome-json repository, the nativejson benchmarks, and the JSON.parse benchmarks⁷. The sizes of the files range from 14 KB to 7 MB. The parsing times are shown in Figure 9; note that the y-axis of the left figure (and other figures in this section) is in the log scale for better visualization. As can be seen, the VPG parser runs much faster than ANTLR. The right of Figure 9 shows the VPG parsing times for the 5 largest files in our test set; the VPG column is the amount of time cost by running the parser and pruner PDAs. On those large files, VPG parsing is about 4 times faster than ANTLR. For smaller files, the gap is even larger; Appendix G shows the results for the full test set.

A downstream application that uses the ANTLR’s JSON parser may wish to keep working on the same parsing result produced by ANTLR’s parser. Therefore, we implemented a converter to convert the parse forest produced by our VPG parser to ANTLR’s parse tree for the input files. When the grammar is unambiguous, which is the case for the JSON grammar (as well as the XML and HTML grammars), the parse forest is really the encoding of a single parse tree. The algorithm of how to convert a VPG parse tree to a stack machine and how to evaluate the stack machine have been discussed in Section 6. The result of the evaluation is a structure that can be directly printed out and compared with; the same applies to the ANTLR parse tree⁸. The conversion steps are summarized as follows.

$$\text{VPG parse tree} \xrightarrow{\text{Embed actions}} \text{Stack machine} \xrightarrow{\text{Evaluate}} \text{ANTLR parse tree}.$$

Note that in practice this conversion may not be necessary. A downstream application can directly work on the VPG parse tree. We include the time to show the conversion time for our VPG parser to work directly with legacy downstream applications. The time of conversion is shown in the “Conv” column on the right hand side of Figure 9.

7.2 Comparison with ANTLR on parsing XML files

XML also has a well-matched nesting structure with explicit start-tags such as <p> and matching end-tags such as </p>. However, compared to JSON, there is an additional complexity for the XML grammar, which makes it necessary to adapt the XML grammar provided by ANTLR. In particular, the XML lexer in ANTLR treats an XML tag as separate tokens; e.g., <p> is converted into three tokens: <, p, and >. Those tokens then appear in the ANTLR XML grammar. Part of the reason for this design is because the XML format allows additional attributes within a tag; e.g., <p id=1> is a start-tag with an attribute with name id and value 1. Below is a snippet of the related XML grammar in ANTLR.

element :

```
'<' Name attribute* '>' content '<' '/' Name '>' | '<' Name attribute* '/>' ;
```

To expose the nesting structure within XML, we add an additional step between ANTLR lexing and VPG parsing.

$$\text{Input file} \xrightarrow{\text{ANTLR Lexer}} \text{ANTLR tokens} \xrightarrow{\text{VPG Lexer}} \text{VPG tokens} \xrightarrow{\text{VPG Parser}} \text{Results}.$$

The step of VPG lexing coalesces tokens for a single XML tag into a single token. For example, <p> becomes a single token and is marked as a call symbol. For attributes inside tags, they are processed and attached as tags’ semantic values for the following parsing step. The following shows a snippet of our adapted XML grammar.

⁷<https://github.com/jdorfman/awesome-json-datasets>, <https://github.com/miloyip/nativejson-benchmark>, and <https://github.com/GoogleChromeLabs/json-parse-benchmark>

⁸By the “ANTLR parse tree”, we mean the string output by the ANTLR parser with the option “-tree”.

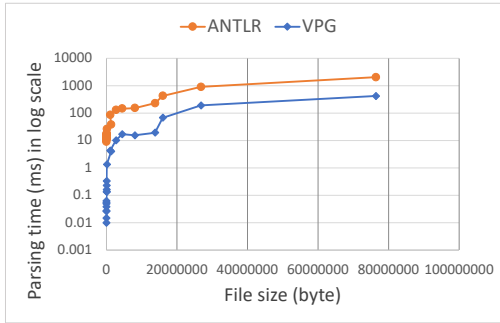


Fig. 10. Parsing times of XML files (in log scale on the left).

```
element : <TagOpen content TagClose> | TagSingle ;
```

The VPG tokens are declared as follows.

```
TagOpen = '<' Name attribute* '>' ;
TagClose = '<' '/' Name '>' ;
TagSingle = '<' Name attribute* '/>' ;
```

For evaluation, we used the real-world XML files provided by the VTD-XML benchmarks⁹, which consist of a wide selection of 23 files ranging from 1K to 73MB. The parsing times are presented in Figure 10; Appendix G shows the results for the full test set. Similar to JSON, VPG parsing on XML files is much faster than ANTLR parsing; on the 5 largest XML files, VPG parsing is about 5 times faster; on smaller files, the gap is even larger.

7.3 Comparison with ANTLR on parsing HTML files

A snippet of the HTML grammar in ANTLR is listed below:

```
htmlElement:
```

```
'<' TAG_NAME htmlAttribute* ('>' (htmlContent '<' '/' TAG_NAME '>')? | '/' '>' ) ;
htmlContent: htmlChardata? ((htmlElement | CDATA | htmlComment) htmlChardata?)* ;
```

Similar to the XML grammar, the HTML grammar allows self-closing tags such as `
`. However, the HTML grammar in addition allows optional end tags, which is not allowed in XML. For example, the HTML tag `<input type="submit" value="Ok">` cannot have a matching end tag according to the HTML standard. Although this kind of tags is also “self-closing”, we will use the terminology of optional end tags since that is how the official HTML5 standard describes it. As will be shown in our experimental data, the complexity in this grammar makes ANTLR’s parsing of HTML files extremely slow.

Similar to the XML case, we introduced a VPG lexer to coalesce tokens for a single tag into a single token. However, the optional end-tags introduce additional complexity. To explain, let us first examine the relevant part of the VPG grammar:

```
htmlElement = TagPlain | <TagOpen htmlElement TagClose> | TagSingle ;
```

The VPG tokens are declared as follows.

```
TagPlain = '<' TAG_NAME htmlAttribute* '>' ;
TagOpen = '<' TAG_NAME htmlAttribute* '>' ;
TagClose = '<' '/' TAG_NAME '>' ;
```

⁹https://vtd-xml.sourceforge.io/2.3/benchmark_2.3_parsing_only.html.

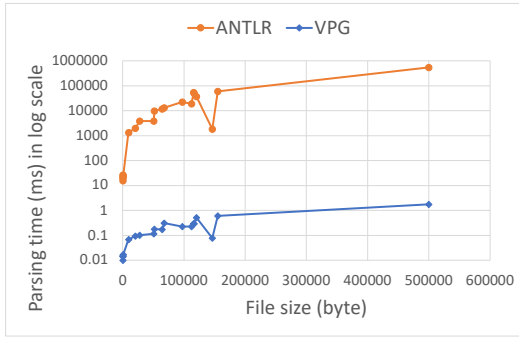


Fig. 11. Parsing times of HTML files (in log scale on the left).

```
TagSingle = '<' TAG_NAME htmlAttribute* '/' '>' ;
```

TagPlain is for HTML tags that cannot have matching end-tags, and TagSingle is for self-closing tags. The VPG lexer first merges ANTLR tokens related to a single tag, and then determines which tags are call symbols, return symbols, and plain symbols. A start tag with no matching end tag is marked as a plain symbol in this process. This is implemented with a straightforward method: the first k open HTML tags are matched with the last k close HTML tags, and the rest open HTML tags are viewed as plain symbols, where k is the number of close HTML tags in the file (the number of close tags is always less than or equal to the number of open tags).

For evaluation, we used the 19 real-world HTML files provided in ANTLR’s repository¹⁰. The parsing times are presented in Figure 11. The conversion times of the parse trees are shown in the “Conv” column. As we can see, our VPG parser significantly outperforms the ANTLR parser, with more than 4 orders of magnitude of difference. We emphasize that in our evaluation the VPG parser and the ANTLR parser accept the same HTML files, and they produce the same parse trees with the help of a converter.

From the ANTLR profiling tool, we found that around 99% time cost by ANTLR is in the prediction of

```
(htmlContent TAG_OPEN TAG_SLASH TAG_NAME TAG_CLOSE)?
```

in the rule of “htmlElement”, which triggers many lookahead symbols, and also many DFA cache misses (around a miss rate of 90%). Appendix H shows the profiler result for “bbc.com.html”. This HTML evaluation shows the power of VPGs in designing practical language parsers, due to their ability of linear-time parsing.

Summary of comparison with ANTLR. Our performance evaluation shows that our VPG parsing library generates parsers that run significantly faster than those generated by ANTLR on grammars that can be converted to VPGs, such as JSON, XML, and HTML.

7.4 Comparison with hand-crafted parsers

We also compared VPG parsers with hand-crafted parsers for JSON and XML documents. For JSON, we compared with four mainstream JavaScript engines (V8, Chakra, JavaScriptCore, and SpiderMonkey) and evaluated them on the JSON files in Section 7.1. For XML, we compared with

¹⁰<https://github.com/antlr/grammars-v4/tree/master/html/examples>

Table 1. Parsing times of 5 largest JSON files. “SpiderM” stands for “SpiderMonkey”, and “JSCore” for “JavaScriptCore”.

Name	Size	ANTLR Lex	VPG Parse	Lex+Parse	SpiderM	JSCore	V8	Chakra
JSON.parse	7.0 MB	130 ms	63 ms	193 ms	118 ms	139 ms	76 ms	88 ms
airlines	4.7 MB	81 ms	27 ms	108 ms	74 ms	95 ms	42 ms	56 ms
educativos	4.1 MB	108 ms	19 ms	128 ms	71 ms	421 ms	45 ms	49 ms
canada	2.1 MB	45 ms	15 ms	60 ms	57 ms	68 ms	34 ms	44 ms
citm_catalog	1.6 MB	39 ms	9 ms	47 ms	34 ms	71 ms	28 ms	25 ms

Table 2. Parsing times of 5 largest XML files. “HP2” stands for “HTMLParser2”.

Name	Size	ANTLR Lex	VPG Parse	Lex+Parse	Fast-XML	Libxmljs	SAX-JS	HP2
po	73 MB	1812 ms	425 ms	2238 ms	3278 ms	897 ms	6618 ms	1827 ms
cd	26 MB	732 ms	192 ms	924 ms	1298 ms	419 ms	2103 ms	735 ms
address	15 MB	367 ms	68 ms	435 ms	584 ms	196 ms	1012 ms	331 ms
SUAS	13 MB	237 ms	19 ms	256 ms	254 ms	182 ms	1214 ms	169 ms
ORTCA	7.7 MB	142 ms	16 ms	157 ms	138 ms	91 ms	665 ms	89 ms

four popular XML parsers (fast-xml-parser, libxmljs, sax-js, and htmlparser2)¹¹, and evaluated them with the XML files in Section 7.1.

The evaluation results for the largest files are shown in Table 1 and Table 2; the full results are in Appendix G. Note that the hand-crafted parsers can process raw texts directly, while our VPG parsers process the tokens generated by ANTLR’s lexers. Therefore, we show separately the lexing time of ANTLR (column “ANTLR Lex”), the parsing time of VPG parsing (column “VPG Parse”), and the combined time (column “Lex+Parse”). From the results, we can see that although the total time of VPG parsing is not the shortest among all parsers, the parsing time alone is. Thus, VPG parsers show promising potential in performance, with additionally verified correctness over hand-crafted parsers. The total parsing time can be reduced by replacing ANTLR’s lexer with a faster, customized lexer, since the parsing time of VPG is shorter than the lexing time. Also, combining the lexing and parsing steps, as is common in hand-crafted parsers, can usually improve the overall time.

8 LIMITATIONS AND FUTURE WORK

As noted earlier, the correctness of our VPG-based parser generator is verified in Coq. Correctness means that if the generated parser constructs a parse tree, it must be a valid parse tree according to the input VPG, and vice versa. However, there are gaps between our VPG parser generator’s Coq formalization of and its implementation in OCaml. First, the implementation takes tagged CFGs as input and translates tagged CFGs to VPGs; this translation algorithm has not been formally modeled and verified in Coq. Second, the implementation uses efficient data structures for performance, while their Coq models use equivalent data structures that are slower but easier for reasoning. For example, the OCaml implementation uses hash tables for storing transition tables of the two PDAs

¹¹<https://github.com/NaturalIntelligence/fast-xml-parser#readme>, <https://github.com/libxmljs/libxmljs>, <https://github.com/isaacs/sax-js>, and <https://github.com/fb55/htmlparser2>.

to have efficient search (with $O(1)$ search complexity), while the Coq counterpart uses a balanced tree (with $O(\log(n))$ search complexity) provided as a Coq library. These gaps prevent us from directly extracting OCaml code from the Coq formalization.

Our parsing algorithm requires a VPG as the input grammar. Compared to a CFG, a VPG requires partitioning terminals into plain, call, and return symbols. Some CFGs may not admit such kind of partitioning; the same terminal may require different stack actions for different input strings. In particular, all languages recognized by VPGs belong to the set of deterministic context-free languages, which is a strict subset of context-free languages (the classic example that separates CFL from DCFL is $\{a^i b^j c^k \mid i \neq j \vee j \neq k\}$). We plan to extend our preliminary study on ANTLR grammars to understand how much of the syntax of practical computer languages (e.g., programming languages and file formats) can be described by VPGs.

The parsing in our VPG framework is performed in three steps: construction of a parse forest (with possible invalid edges), pruning of the parse forest, and extraction of parse trees. This design simplifies formal verification but adds a pruning step. We believe the pruning step can be possibly removed by redesigning our parser generator, where the recognizer is extended to a transducer that generates semantic actions and the execution of those semantic actions builds the parse forest directly.

The translation algorithm from tagged CFGs to VPGs is sound but not complete. In general, it is an open problem to determine whether a CFG can be translated to a VPG, and to infer the call and return symbols automatically.

9 CONCLUSIONS

In this paper, we present a recognizer and a formally verified parser generator for visibly pushdown grammars. The parsing algorithm is largely enlightened by the recognizer, with several trade-offs to simplify the structure and reduce the burden of formal verification. We also provide a surface grammar called tagged CFGs and a translator from tagged CFGs to VPGs. We show that when a format can be modeled by a VPG and its call and return symbols can be identified, VPG parsing provides competitive performance and sometimes a significant speed-up.

ACKNOWLEDGMENT

The authors would like to thank anonymous reviewers for their insightful comments. This work was supported by DARPA research grant HR0011-19-C-0073.

REFERENCES

- Rajeev Alur and P. Madhusudan. 2009. Adding Nesting Structure to Words. *Journal of the Association for Computing Machinery* 56, 3 (May 2009), 16:1–16:43.
- Janusz A. Brzozowski. 1964. Derivatives of regular expressions. *J. ACM* 11 (1964), 481–494.
- John Cocke. 1969. *Programming Languages and Their Compilers: Preliminary Notes*. New York University, USA.
- Pierce Darragh and Michael D Adams. 2020. Parsing with zippers (functional pearl). *Proceedings of the ACM on Programming Languages* 4, ICFP (2020), 1–28.
- F. L. Deremer. 1969. *PRACTICAL TRANSLATORS FOR LR(K) LANGUAGES*. Technical Report. Cambridge, MA, USA.
- Jay Earley. 1970. An Efficient Context-free Parsing Algorithm. *Commun. ACM* 13, 2 (Feb. 1970), 94–102.
- Romain Edelmann, Jad Hamza, and Viktor Kuncak. 2020. Zippy LL(1) parsing with derivatives. In *ACM Conference on Programming Language Design and Implementation (PLDI)*. 1036–1051.
- Bryan Ford. 2004. Parsing Expression Grammars: A Recognition-based Syntactic Foundation. In *ACM Symposium on Principles of Programming Languages (POPL)*. 111–122.
- Ian Henriksen, Gianfranco Bilardi, and Keshav Pingali. 2019. Derivative grammars: a symbolic approach to parsing with derivatives. *Proceedings of the ACM on Programming Languages* 3, OOPSLA (2019), 1–28.
- Jacques-Henri Jourdan, François Pottier, and Xavier Leroy. 2012. Validating LR(1) Parsers. In *European Symposium on Programming (ESOP)*. 397–416.

- Tadao Kasami. 1965. *An Efficient Recognition and Syntax-Analysis Algorithm for Context-Free Languages*. Technical Report. Air Force Cambridge Research Laboratory.
- Adam Koprowski and Henri Binsztock. 2010. TRX: A Formally Verified Parser Interpreter. *Logical Methods in Computer Science* 7 (2010).
- Sam Lasser, Chris Casinghino, Kathleen Fisher, and Cody Roux. 2019. A verified LL(1) parser generator. In *10th International Conference on Interactive Theorem Proving (ITP 2019)*.
- Sam Lasser, Chris Casinghino, Kathleen Fisher, and Cody Roux. 2021. CoStar: a verified ALL(*) parser. In *ACM Conference on Programming Language Design and Implementation (PLDI)*. 420–434.
- Matthew Might, David Darais, and Daniel Spiewak. 2011. Parsing with derivatives: a functional pearl. In *ACM International Conference on Functional programming (ICFP)*. 189–195.
- Greg Morrisett, Gang Tan, Joseph Tassarotti, Jean-Baptiste Tristan, and Edward Gan. 2012. RockSalt: Better, Faster, Stronger SFI for the x86. In *ACM Conference on Programming Language Design and Implementation (PLDI)*. 395–404.
- Scott Owens, John Reppy, and Aaron Turon. 2009. Regular-expression derivatives re-examined. *J. Funct. Program.* 19 (March 2009), 173–190. Issue 2.
- Terence Parr, Sam Harwell, and Kathleen Fisher. 2014. Adaptive LL(*) parsing: the power of dynamic analysis. In *ACM Conference on Object-Oriented Programming, Systems, Languages, and Applications (OOPSLA)*. 579–598.
- Theofilos Petsios, Adrian Tang, Salvatore J. Stolfo, Angelos D. Keromytis, and Suman Jana. 2017. NEZHA: Efficient Domain-Independent Differential Testing. In *IEEE Symposium on Security and Privacy (S&P)*. 615–632.
- Tahina Ramananandro, Antoine Delignat-Lavaud, Cédric Fournet, Nikhil Swamy, Tej Chajed, Nadim Kobeissi, and Jonathan Protzenko. 2019. EverParse: Verified Secure Zero-Copy Parsers for Authenticated Message Formats. In *Usenix Security Symposium*. 1465–1482.
- Daniel H. Younger. 1967. Recognition and Parsing of Context-Free Languages in Time n^3 . *Information and Control* 10, 2 (1967), 189–208.

A CORRECTNESS PROOFS OF THE RECOGNIZER

LEMMA A.1. *If $(S_1, T) \rightsquigarrow w \wedge S_1 \subseteq S_2$, then $(S_2, T) \rightsquigarrow w$.*

PROOF. By Definition, if $T = \perp$, then

$$(S_1, T) \rightsquigarrow w \Rightarrow \exists(L_1, L_2) \in S_1, L_2 \rightarrow^* w.$$

Since $S_1 \subseteq S_2$, we have $(L_1, L_2) \in S_2$, so $(S_2, T) \rightsquigarrow w$.

Otherwise $T = [S', \langle a \rangle \cdot T']$, then $w = w_1 b w_2$, and $\exists(L_3, L_4) \in S_1$ s.t.

(1) $L_4 \rightarrow^* w_1$ and

(2) $\exists(L_1, L_2) \in S', \exists L_5, L_2 \rightarrow \langle a L_3 b \rangle L_5 \wedge (\{(L_1, L_5)\}, T') \rightsquigarrow w_2$.

Again, since $S_1 \subseteq S_2$, we have $(L_3, L_4) \in S_2$, so $(S_2, T) \rightsquigarrow w$. □

LEMMA A.2. *If $L_2 \rightarrow^* w_1 L_3$ and $(\{(L_1, L_3)\}, T) \rightsquigarrow w$, then $(\{(L_1, L_2)\}, T) \rightsquigarrow w_1 w$.*

PROOF. By definition, if $T = \perp$, then

$$(\{(L_1, L_3)\}, \perp) \rightsquigarrow w \text{ implies } L_3 \rightarrow^* w.$$

Thus $L_2 \rightarrow^* w_1 L_3$ implies $L_2 \rightarrow^* w_1 w$. By definition, $(\{(L_1, L_2)\}, \perp) \rightsquigarrow w_1 w$.

Otherwise $T = [S', \langle a \rangle \cdot T']$, then $w = w' b w''$,

(1) $L_3 \rightarrow^* w'$ and

(2) $\exists(L', L'') \in S', \exists L_5, L'' \rightarrow \langle a L_1 b \rangle L_5 \wedge (\{(L', L_5)\}, T') \rightsquigarrow w''$.

Thus $L_2 \rightarrow^* w_1 L_3$ implies $L_2 \rightarrow^* w_1 w'$. By definition, $(\{(L_1, L_2)\}, T) \rightsquigarrow w_1 w$. □

LEMMA A.3. *If $(S, T) \rightsquigarrow w$, then $\exists(L_1, L_2) \in S$, s.t. $(\{(L_1, L_2)\}, T) \rightsquigarrow w$.*

PROOF. By definition, if $T = \perp$, then

$$(S, T) \rightsquigarrow w \Rightarrow \exists(L_1, L_2) \in S, L_2 \rightarrow^* w.$$

Then by definition again we have the lemma.

Otherwise $T = [S', \langle a \rangle \cdot T']$ and $w = w_1 b w_2$. By definition again we have the lemma. □

THEOREM A.4. Assume $\delta_c(S) = (S', \lambda T.T)$ for a plain symbol c . Then $(S, T) \rightsquigarrow cw$ iff $(S', T) \rightsquigarrow w$.

PROOF. \Rightarrow . By case over $(S, T) \rightsquigarrow cw$.

- (1) $T = \perp$ and $(S, \perp) \rightsquigarrow cw$. By definition, $\exists(L_1, L_2) \in S \wedge L_2 \rightarrow^* cw$. By the forms of VPG rules, we must have

$$\exists L_3, L_2 \rightarrow cL_3 \wedge L_3 \rightarrow^* w.$$

Since $(L_1, L_2) \in S \wedge L_2 \rightarrow cL_3$, by the definition of δ_c , and we have $(L_1, L_3) \in S'$, thus since $L_3 \rightarrow^* w$ we have $(S', \perp) \rightsquigarrow w$.

- (2) $T = [S_1, \langle a \rangle \cdot T'$ and $(S, [S_1, \langle a \rangle \cdot T') \rightsquigarrow cw$. By definition, $w = w_1b)w_2$, and $\exists(L_3, L_4) \in S$ s.t.

(a) $L_4 \rightarrow^* cw_1$ and

(b) $\exists(L_1, L_2) \in S_1, \exists L_5, L_2 \rightarrow \langle aL_3b \rangle L_5 \wedge (\{(L_1, L_5)\}, T') \rightsquigarrow w_2$.

Since $L_4 \rightarrow^* cw_1$, we have $\exists L'_4, L_4 \rightarrow cL'_4 \wedge L'_4 \rightarrow^* w_1$, thus $(L_3, L'_4) \in S'$, and $(S', T) \rightsquigarrow w_1b)w_2 = w$.

\Leftarrow .

By Lemma A.3,

$$\exists(L_1, L_3) \in S' \text{ s.t. } (\{(L_1, L_3)\}, T) \rightsquigarrow w.$$

Thus, by the definition of derivatives, $\exists L_2, (L_1, L_2) \in S \wedge L_2 \rightarrow cL_3$. By Lemma A.2, $(\{(L_1, L_2)\}, T) \rightsquigarrow cw$. By Lemma A.1, $(S, T) \rightsquigarrow cw$. \square

THEOREM A.5. Assume $\delta_{\langle a \rangle S} = (S', \lambda T.[S, \langle a \rangle \cdot T)$ for a call symbol $\langle a \rangle$. Then $(S, T) \rightsquigarrow \langle aw$ iff $(S', [S, \langle a \rangle \cdot T) \rightsquigarrow w$.

PROOF. \Rightarrow . By case over $(S, T) \rightsquigarrow \langle aw$.

- (1) $T = \perp$ and $(S, \perp) \rightsquigarrow \langle aw$. By definition $\exists(L_1, L_2) \in S \wedge L_2 \rightarrow^* \langle aw$. Thus from the forms of VPG rules we have

$$\exists L_3, L_4, b \text{ s.t. } L_2 \rightarrow \langle aL_3b \rangle L_4 \rightarrow^* \langle aw.$$

Thus $\exists w_1, w_2$, s.t. $L_3 \rightarrow^* w_1 \wedge L_4 \rightarrow^* w_2 \wedge w = w_1b)w_2$.

By definition,

$$(\{(L_1, L_4), \perp\}) \rightsquigarrow w_2,$$

thus $(\{(L_3, L_3)\}, [S, \langle a \rangle \cdot \perp) \rightsquigarrow w_1b)w_2$. Since $(L_3, L_3) \in \partial_{\langle a \rangle S}$, we have $(\partial_{\langle a \rangle S}, [S, \langle a \rangle \cdot \perp) \rightsquigarrow w_1b)w_2 = w$.

- (2) $T = [S_1, \langle c \rangle \cdot T'$ and $(S, [S_1, \langle c \rangle \cdot T') \rightsquigarrow \langle aw$. Then by definition we have $w = w_1d)w_2$, and $\exists(L_3, L_4) \in S$ s.t.

(a) $L_4 \rightarrow^* \langle aw_1$ and

(b) $\exists(L_1, L_2) \in S_1, \exists L_5, L_2 \rightarrow \langle cL_3d \rangle L_5 \wedge (\{(L_1, L_5)\}, T') \rightsquigarrow w_2$.

Thus $\exists L_6, L_7$ s.t. $L_4 \rightarrow \langle aL_6b \rangle L_7, L_6 \rightarrow^* w_{11}, L_7 \rightarrow^* w_{12}$ and $w_1 = w_{11}b)w_{12}$. Thus by definition, $(L_6, L_6) \in \partial_{\langle a \rangle S}$, so

$$(\partial_{\langle a \rangle S}, [S, \langle a \rangle \cdot [S_1, \langle c \rangle \cdot T') \rightsquigarrow w_{11}b)w',$$

where w' satisfies $(\{(L_3, L_7)\}, [S_1, \langle c \rangle \cdot T') \rightsquigarrow w'$. From $(\{(L_1, L_5)\}, T') \rightsquigarrow w_2$, we know w' can be $w_{12}d)w_2$, so we have

$$(\partial_{\langle a \rangle S}, [S, \langle a \rangle \cdot T) \rightsquigarrow w_{11}b)w_{12}d)w_2 = w.$$

\Leftarrow . By definition, $\exists(L_3, L_3) \in S'$, s.t. $w = w_1b)w_2$, and

- (1) $\exists(L_1, L_2) \in S$ s.t. $L_3 \rightarrow^* w_1 \wedge L_2 \rightarrow \langle aL_3b \rangle L_5$.

(2) $(\{(L_1, L_5)\}, T) \rightsquigarrow w_2$.

Since $L_2 \rightarrow \langle aL_3b \rangle L_5 \wedge (\{(L_1, L_5)\}, T) \rightsquigarrow w_2$, by Lemma A.2, we have $(\{(L_1, L_2)\}, T) \rightsquigarrow \langle aw_1b)w_2 = \langle aw$, thus $(S, T) \rightsquigarrow \langle aw$. \square

THEOREM A.6. *Assume $\delta_b(S, [S_1, \langle a \rangle]) = (S', \text{tail})$ for a return symbol b . Then $(S, [S_1, \langle a \rangle \cdot T] \rightsquigarrow b)w$ iff $(S', T) \rightsquigarrow w$.*

PROOF. \Rightarrow . By definition, $\exists(L_3, L_4) \in S$ and $(L_1, L_2) \in S_1$, and we must have $L_4 \xrightarrow{*} \epsilon$, $L_2 \rightarrow \langle aL_3b \rangle L_5$ and $(\{(L_1, L_5)\}, T) \rightsquigarrow w$. From $L_4 \xrightarrow{*} \epsilon$ and the forms of allowed VPG rules, we must have $L_4 \rightarrow \epsilon$; therefore, $(L_1, L_5) \in S'$. By Lemma A.1, we have $(S', T) \rightsquigarrow w$.

\Leftarrow . By Lemma A.3, we have $(L_1, L_5) \in S' \wedge (\{(L_1, L_5)\}, T) \rightsquigarrow w$, thus $\exists(L_1, L_2) \in S_1 \wedge (L_3, L_4) \in S \wedge L_4 \rightarrow \epsilon \wedge L_2 \rightarrow \langle aL_3b \rangle L_5$, by definition, we have $(S, [S_1, \langle a \rangle \cdot T] \rightsquigarrow b)w$. \square

We next define the runtime execution of recognizer PDAs. It is standard and we include it here so that we can state the correctness theorem formally. Recall that a runtime configuration of a recognizer PDA is a pair (S, T) , where S is a state and T is a stack, denoted as $T = t_1 \cdot t_2 \cdots t_k \cdot \perp$, where $t_i = [S_i, \langle a_i \rangle]$ for $i = 1..k$, $\langle a_i \in \Sigma_c$ is a call symbol, t_1 the top of T , and \perp the empty stack. The PDA's initial configuration is $(\{(L_0, L_0)\}, \perp)$ and its acceptance configurations are defined as follows.

Definition A.1 (PDA acceptance configurations). Given a VPG $G = (V, \Sigma, P, L_0)$, pair (S, T) is an *acceptance configuration* if $T = \perp$, and $\exists(L, L') \in S$ s.t. $(L' \rightarrow \epsilon) \in P$.

Definition A.2 (Recognizer PDA execution). The runtime execution \mathcal{F} of a PDA (S_0, A, \mathcal{T}) is defined as follows, where S_0 is the start state, A the set of states, and \mathcal{T} the set of configuration transitions.

$$\mathcal{F} : (i, S, T) \mapsto (S', T'),$$

where

- (1) if $i \in \Sigma_c \cup \Sigma_l$, then $(S, S') \in \mathcal{T}$ and is marked with (i, f) , and $T' = f(T)$;
- (2) if $i \in \Sigma_r$ and $T = t \cdot T'$, then $(S, S') \in \mathcal{T}$ and is marked with (i, t, f) , and $T' = f(T)$.

Given an input string $w = w_1 \dots w_n$, we say PDA accepts w if there exists a sequence of configurations $(S_0, T_0), \dots, (S_n, T_n)$ so that

$$\begin{aligned} (S_0, T_0) &= (\{(L_0, L_0)\}, \perp), \\ (S_i, T_i) &= \mathcal{F}(w_i, S_{i-1}, T_{i-1}), \text{ for } i \in [1, n] \\ (S_n, T_n) &\text{ is an acceptance configuration} \end{aligned}$$

Otherwise, w is rejected.

LEMMA A.7. *Given a VPG $G = (V, \Sigma, P, L_0)$, suppose a PDA is generated according to Algorithm 1. Then for a string $w \in \Sigma^*$, $(\{(L_0, L_0)\}, \perp) \rightsquigarrow w$ iff w is accepted by the PDA.*

PROOF. \Leftarrow . If w of length k is accepted by the PDA, then there exists a sequence of configurations (S_i, T_i) , $i \in [0..k]$, s.t. (1) $S_0 = \{(L_0, L_0)\}$, $T_0 = \perp$; (2) $(S_i, T_i) = \mathcal{F}(w_i, S_{i-1}, T_{i-1})$, $i \in [1..k]$, where w_i is the i -th symbol in w and \mathcal{F} is the PDA transition function; and (3) (S_k, T_k) is an acceptance configuration.

For each i , perform case analysis over w_i . Suppose w_i is a plain symbol, denoted as c . By $(S_i, T_i) = \mathcal{F}(w_i, S_{i-1}, T_{i-1})$ and the PDA construction, we must have $\delta_c(S_{i-1}) = (S_i, \lambda T)$. By Theorem A.4, we get $(S_{i-1}, T_{i-1}) \rightsquigarrow w_i \dots w_k$ iff $(S_i, T_i) \rightsquigarrow w_{i+1} \dots w_k$. The cases for when w_i is $\langle a$ or $b \rangle$ are similar, with the help of Theorems A.5 and A.6.

Combining all steps, we have $(S_0, T_0) \rightsquigarrow w$ iff $(S_k, T_k) \rightsquigarrow \epsilon$. Since (S_k, T_k) is an acceptance configuration, we have $(S_k, T_k) \rightsquigarrow \epsilon$. Therefore, we get $(S_0, T_0) \rightsquigarrow w$.

\Rightarrow . We prove a more general lemma: if (S_0, T_0) is a PDA runtime configuration and $(S_0, T_0) \rightsquigarrow w$, then w is accepted by the PDA. Prove it by induction over the length of w .

When the length is zero, we must have $T_0 = \perp$ and there exists $(L_1, L_2) \in S_0$ such that $L_0 \rightarrow \epsilon$. Therefore (S_0, T_0) is an acceptance configuration of the PDA.

For the inductive case, suppose $w = w_1 \dots w_{k+1}$. Perform case analysis over w_1 , and first show that there exists (S_1, T_1) s.t. $(S_1, T_1) = \mathcal{F}(w_1, S_0, T_0)$.

- (1) Suppose w_1 is a plain symbol c and $\delta_c(S_0) = (S_1, \lambda T, T)$. Since Algorithm 1 is closed under derivatives, we have S_1 is a PDA state. Let $T_1 = T_0$. Thus, $\mathcal{F}(w_1, S_0, T_0) = (S_1, T_1)$ by the definition of \mathcal{F} .
- (2) The case of w_1 being a call symbol is similarly to the previous case.
- (3) Suppose w_1 is a return symbol b . By $(S_0, T_0) \rightsquigarrow b \rangle w_2 \dots w_{k+1}$, we have T_0 is not the empty stack and has a top symbol $[S, \langle a]$. Suppose $\delta_b \rangle(S_0, [S, \langle a]) = (S_1, \text{tail})$. Since Algorithm 1 is closed under derivatives, we have S_1 is a PDA state. Let $T_1 = \text{tail}(T_0)$. Thus, $\mathcal{F}(w_1, S_0, T_0) = (S_1, T_1)$ by the definition of \mathcal{F} .

By Theorems A.4, A.5, and A.6, we get $(S_1, T_1) \rightsquigarrow w_2 \dots w_{k+1}$. By the induction hypothesis, $w_2 \dots w_{k+1}$ is accepted by the PDA. Therefore, the original string $w_1 \dots w_{k+1}$ is also accepted. \square

THEOREM A.8. *For VPG G and its start symbol L_0 , a string $w \in \Sigma^*$ is derived from L_0 , i.e. $L_0 \rightarrow^* w$, iff w is accepted by the corresponding PDA.*

PROOF. By Lemma A.7, w is accepted by the PDA iff $(\{(L_0, L_0)\}, \perp) \rightsquigarrow w$, and by definition we have $(\{(L_0, L_0)\}, \perp) \rightsquigarrow w$ iff $L_0 \rightarrow^* w$. \square

B RECOGNIZING STRINGS WITH PENDING CALLS/RETURNS

In this section, we extend the work in Section 4 to build PDAs for recognizing VPG with pending call or return symbols. In general VPGs, nonterminals are classified to two categories: V^0 for matching well-matched strings and V^1 for strings with pending calls/returns. We write $V = V^0 \cup V^1$ for the set of all nonterminals. V^0 should be disjoint from V^1 . The definition also imposes constraints on how V^0 and V^1 nonterminals can be used. E.g., in $L \rightarrow \langle aL_1b \rangle L_2$, L_1 must be in a well-matched nonterminal (i.e., in V^0). This constraint excludes a grammar like $L_1 \rightarrow \langle aL_2b \rangle L_3$; $L_2 \rightarrow \langle cL_4$.

Another major difference is that in $L \rightarrow aL_1$, symbol a can be a call/return symbol in addition to being a plain symbol. This makes matching calls and returns more complicated. For example, suppose we have rules: $L_1 \rightarrow \langle aL_2$; $L_2 \rightarrow b \rangle L_3 \mid \epsilon$; $L_3 \rightarrow \epsilon$. Then string $\langle ab \rangle$ is accepted, in which case $b \rangle$ from $L_2 \rightarrow b \rangle L_3$ matches $\langle a$ from $L_1 \rightarrow \langle aL_2$. String $\langle a$ is also accepted, in which case $\langle a$ is a pending call. So depending on the input string, $\langle a$ from $L_1 \rightarrow \langle aL_2$ may be a matching call or a pending call.

Here's an example grammar:

- (1) $L_1 \rightarrow \langle aL_2b \rangle L_3$
- (2) $L_2 \rightarrow \langle aL_2b \rangle L_4 \mid \epsilon$
- (3) $L_3 \rightarrow \langle aL_1 \mid \epsilon$
- (4) $L_4 \rightarrow \epsilon$

And $L_1, L_3 \in V^1$, $L_2, L_4 \in V^0$. For example, $\langle ab \rangle \langle a \langle ab \rangle b$ is in the language recognized by the grammar.

General VPGs to PDA. The PDA states and stack symbols are the same as before. We generalize the notion of the top of the stack to return the top stack symbol when the stack is non-empty, and return None when the stack is empty.

A derivative-based transition function takes the current state and the top of the stack (which can be None), and returns a new state and a stack action. As before, since δ_c and $\delta_{\langle a}$ do not use the top of the stack, we omit it from their parameters.

Definition B.1 (Derivative functions for general VPGs). Given a general VPG $G = (V, \Sigma, P, L_0)$, the transition functions δ are defined as follows. For $c \in \Sigma_l$, $\langle a \in \Sigma_c$ and $b \in \Sigma_r$,

- (1) δ_c is the same as the well-matched case.

$$\delta_c(S) = (S', \lambda T.T), \text{ where}$$

$$S' = \{(L_1, L_3) \mid \exists L_2, (L_1, L_2) \in S \wedge (L_2 \rightarrow cL_3) \in P\};$$

- (2) For call symbols, we have $\delta_{\langle a}(S) = (S' \cup S_p, \lambda T.[S, \langle a] \cdot T)$, where

$$S' = \{(L_3, L_3) \mid \exists L_1 L_2, (L_1, L_2) \in S \wedge \exists L_4, (L_2 \rightarrow \langle aL_3b \rangle L_4) \in P\},$$

$$S_p = \{(L_3, L_3) \mid \exists L_1, L_2, (L_1, L_2) \in S \wedge (L_2 \rightarrow \langle aL_3 \rangle) \in P\}.$$

Compared to the well-matched case, an additional S_p is introduced for the case when $\langle a$ appears in a rule like $L_2 \rightarrow \langle aL_3 \rangle$.

- (3) For a return symbol b , if t is the top of the stack, then

$$\delta_b(S, t) = \begin{cases} (S' \cup S_{p1}, \text{tail}) & \text{if } t = [S_1, \langle a \rangle \\ (S_{p2}, \lambda T.T) & \text{if } t = \text{None} \end{cases}$$

where

$$S' = \{(L_1, L_5) \mid \exists L_2 L_3 L_4, (L_1, L_2) \in S_1 \wedge (L_3, L_4) \in S \wedge (L_4 \rightarrow \epsilon) \in P \wedge (L_2 \rightarrow \langle aL_3b \rangle L_5) \in P\}$$

$$S_{p1} = \{(L_1, L_5) \mid \exists L_2 L_3 L_4, (L_1, L_2) \in S_1 \wedge (L_3, L_4) \in S \wedge (L_2 \rightarrow \langle aL_3 \rangle) \in P \wedge (L_4 \rightarrow b) L_5) \in P\}$$

$$S_{p2} = \{(L_3, L_3) \mid \exists L_1 L_2, (L_1, L_2) \in S \wedge (L_2 \rightarrow b) L_3) \in P\}$$

S' is as before and deals with the case when there is a rule $L_2 \rightarrow \langle aL_3b \rangle L_5$ with a proper top stack symbol. S_{p1} deals with the case when there are rules $L_2 \rightarrow \langle aL_3 \rangle$ and $L_4 \rightarrow b) L_5$; in this case, we match b with $\langle a$. Finally, S_{p2} deals with the case when the stack is empty; then b is treated as a pending return symbol (not matched with a call symbol).

For the well-matched case, the stack should be empty after all input symbols are consumed; in the case with pending calls/returns, however, the stack is not necessarily empty at the end. For example, with the grammar $L \rightarrow \langle aL \mid \epsilon$ and the valid input string $\langle a$, the terminal stack is $\{(L, L)\}, \langle a \rangle \cdot \perp$.

Definition B.2 (The acceptance configuration for words with pending calls/returns). Given a general VPG $G = (V, \Sigma, P, L_0)$, the pair (S, T) is called an *acceptance configuration* if the followings are satisfied:

- (1) $\exists (L_1, L_2) \in S$ s.t. $(L_2 \rightarrow \epsilon) \in P$,

- (2) either (i) $T = \perp$ or (ii) $T = [S', \langle a \rangle \cdot T'$ and $\exists (L_3, L_4) \in S' \wedge (L_4 \rightarrow \langle aL_1 \rangle) \in P$ for some L_1 .

In the following correctness proof, we use predicate $\text{well-matched}(w)$ to mean that w , a string of terminals, is a well-matched string; that is, every call/return symbol is matched with a corresponding return/call symbol. We use predicate $\text{matched-rets}(w)$ to mean that any return symbol in w is matched with a call symbol; however, a call symbol may not be matched with a return symbol. E.g., we have $\text{matched-rets}(\langle a \langle ab \rangle)$, but not $\text{well-matched}(\langle a \langle ab \rangle)$.

Definition B.3 (Semantics of PDA configurations). We will write $(S, T) \rightsquigarrow w$ to mean that w can be accepted by the configuration (S, T) . It is defined as follows.

- (1) $(S, \perp) \rightsquigarrow w$ if $\exists (L_1, L_2) \in S$, s.t. $L_2 \rightarrow^* w$,

- (2) $(S, [S', \langle a \rangle \cdot T') \rightsquigarrow w_1 b w_2$ if $\exists (L_3, L_4) \in S$ s.t.

- (a) $L_4 \rightarrow^* w_1$ and $\text{well-matched}(w_1)$ and

- (b) $\exists (L_1, L_2) \in S', \exists L_5, L_2 \rightarrow \langle aL_3b \rangle L_5 \wedge (\{(L_1, L_5)\}, T') \rightsquigarrow w_2$.

- (3) $(S, [S', \langle a \rangle \cdot T']) \rightsquigarrow w_1 b \rangle w_2$ if $\exists (L_3, L_4) \in S$ s.t. $\exists L_5$
 (a) $L_4 \rightarrow^* w_1 b \rangle L_5$ and $\text{well-matched}(w_1)$ and
 (b) $\exists (L_1, L_2) \in S', L_2 \rightarrow \langle a L_3 \wedge (\{(L_1, L_5)\}, T') \rightsquigarrow w_2$.
- (4) $(S, [S', \langle a \rangle \cdot T']) \rightsquigarrow w_1$ if $\exists (L_3, L_4) \in S$ s.t.
 (a) $L_4 \rightarrow^* w_1$ and $\text{matched-rets}(w_1)$
 (b) $\exists (L_1, L_2) \in S', L_2 \rightarrow \langle a L_3$.

In the above definition, the third case handles when the call symbol $\langle a$ in rule $L_2 \rightarrow \langle a L_3$ matches $b \rangle$ in $w_1 b \rangle L_5$ produced by L_4 . The last case handles when $\langle a$ in rule $L_2 \rightarrow \langle a L_3$ does not have a matched return; that is, it is a pending call.

The following three lemmas and their proofs are the same as before (except that Lemma B.2 requires well-matched strings).

LEMMA B.1. *If $(S_1, T) \rightsquigarrow w \wedge S_1 \subseteq S_2$, then $(S_2, T) \rightsquigarrow w$.*

LEMMA B.2. *If $L_2 \rightarrow^* w_1 L_3$, $\text{well-matched}(w_1)$, and $(\{(L_1, L_3)\}, T) \rightsquigarrow w$, then $(\{(L_1, L_2)\}, T) \rightsquigarrow w_1 w$.*

LEMMA B.3. *If $(S, T) \rightsquigarrow w$, then $\exists (L_1, L_2) \in S$, s.t. $(\{(L_1, L_2)\}, T) \rightsquigarrow w$.*

In addition, we need the following lemma.

LEMMA B.4. *If $L \rightarrow^* w \delta$, where $\delta \in (\Sigma \cup V)^*$ is a string of terminals or nonterminals, then either (1) $\text{matched-rets}(w)$, or (2) exists $w_1, b \rangle, w_2$, so that $w = w_1 b \rangle w_2$ and $\text{well-matched}(w_1)$ and exists L_1 so that $L \rightarrow^* w_1 b \rangle L_1$ and $L_1 \rightarrow^* w_2 \delta$.*

PROOF. Sketch: If $w = \epsilon$, then $\text{matched-rets}(\epsilon)$. Otherwise, prove it by induction over the length of the derivation of $L \rightarrow^* w \delta$, and then perform case analysis over the first derivation step. \square

THEOREM B.5. *For a plain symbol c , $(S, T) \rightsquigarrow cw$ iff $\delta_c(S) = (S', f)$, and $(S', f(T)) \rightsquigarrow w$.*

The proof is similar to the proof before, except the \Rightarrow direction has more cases to consider.

THEOREM B.6. *For $\langle a \in \Sigma_c$, $(S, T) \rightsquigarrow \langle a w$ iff $\delta_{\langle a} S = (S', f)$, and $(S', f(T)) \rightsquigarrow w$.*

The proof is similar to the proof before, except with more cases to consider. The \Rightarrow direction requires the use of Lemma B.4.

THEOREM B.7. (1) *If $\delta_b \rangle (S, [S_1, \langle a \rangle]) = (S', \text{tail})$, then $(S, [S_1, \langle a \rangle \cdot T) \rightsquigarrow b \rangle w$ iff $(S', T) \rightsquigarrow w$.*
 (2) *If $\delta_b \rangle (S, \text{None}) = (S', \lambda T.T)$, then $(S, \perp) \rightsquigarrow b \rangle w$ iff $(S', \perp) \rightsquigarrow w$.*

Part (1)'s proof is similar to before, except with more cases and sometimes need to use Lemma B.4. Part(2)'s proof is straightforward.

LEMMA B.8. *Given a VPG $G = (V, \Sigma, P, L_0)$, suppose a PDA is generated according to Algorithm 2. Then for a string $w \in \Sigma^*$, $(\{(L_0, L_0)\}, \perp) \rightsquigarrow w$ iff w is accepted by the PDA.*

The lemma can be proved as before, except with more cases.

THEOREM B.9. *For VPG G and its start nonterminal L_0 , a string $w \in \Sigma^*$ is derived from L_0 , i.e. $L_0 \rightarrow^* w$, iff w is accepted by the corresponding PDA.*

The proof is as before.

Algorithm 2 PDA construction

- 1: Input: a VPG $G = (V, \Sigma, P, L_0), \delta$.
 - 2: $S_0 \leftarrow \{(L_0, L_0)\}$.
 - 3: Initialize the new state set $N = \{S_0\}$.
 - 4: Initialize the set for all produced states $A = N$.
 - 5: Initialize the set for transitions $\mathcal{T} = \{\}$.
 - 6: **repeat**
 - 7: $N' \leftarrow \{(i, f, S, S') \mid (S', f) = \delta_i S, S \in N, i \in \Sigma_c \cup \Sigma_l\}$
 - 8: Add edge (S, S') marked with (i, f) to \mathcal{T} , where $(i, f, S, S') \in N'$.
 - 9: $R \leftarrow \{[S, \langle a \rangle \mid S \in A, \langle a \in \Sigma_a\}$
 - 10: $N_R \leftarrow \{(b), r, f, S, S') \mid (S', f) = \delta_b(S, r), S \in A, b) \in \Sigma_r, r \in R \cup \{\text{None}\}\}$
 - 11: Add edge (S, S') marked with $(b), r, f)$ to \mathcal{T} , where $(b), r, f, S, S') \in N_R$.
 - 12: $N \leftarrow \{S' \mid (_, _, _, S') \in N' \vee (_, _, _, S') \in N_R\} - A$
 - 13: $A \leftarrow A \cup N$
 - 14: **until** $N = \emptyset$
 - 15: Return (S_0, A, \mathcal{T}) .
-

C THE PRUNER AND THE EXTRACTOR

C.1 The pruner

First we define the pruning function for the last state m_n in the reversed parse tree $[m_1, \dots, m_n]$. Only the edges that end with L_1^{false} for some L_1 so that $(L_1 \rightarrow \epsilon) \in P$ is valid. This reflects how parsing is finished successfully: (1) L_1 tagged with false indicates no matching rule is waiting to be finished; and (2) the parsing can end due to $L_1 \rightarrow \epsilon$.

Definition C.1 (The pruning function for the last state). The function that prunes the last state, denoted as g_ϵ , is defined as

$$g_\epsilon(m_n) = \{(_, _, L_1^{\text{false}}) \in m_n \mid (L_1 \rightarrow \epsilon) \in P\}.$$

After pruning the last state, we continue pruning previous states. Assume we have the current pruner configuration (m'_2, T) , where m'_2 has already been pruned, and want to prune the previous state m_1 from the input parse forest. The pruning function g prunes m_1 and transitions to a new configuration (m'_1, T_1) , where m'_1 is the pruned state of m_1 .

Definition C.2 (Transition functions for the pruner PDA). Given a current state m'_2 , a stack T , and input parse-forest state m_1 , the transition functions g are defined as follows.

- (1) $g(m_1, m'_2) = (m'_1, \lambda T.T)$, where $(m_1, m'_2) \subseteq (\mathcal{M}_{\text{pln}} \times \mathcal{M}_{\text{pln}}) \cup (\mathcal{M}_{\text{pln}} \times \mathcal{M}_{\text{call}}) \cup (\mathcal{M}_{\text{ret}} \times \mathcal{M}_{\text{pln}}) \cup (\mathcal{M}_{\text{ret}} \times \mathcal{M}_{\text{call}})$, and

$$m'_1 = \{(_, _, L_1^u) \in m_1 \mid (L_1^u, _, _) \in m'_2\}.$$

For an edge in m_1 to be valid, it must connect to one edge in m'_2 ; otherwise, the edge cannot be in a trace that continues to m'_2 and can be pruned. The stack is not modified in this case.

- (2) $g(m_1, m'_2) = (m'_1, \lambda T. m'_2 \cdot T)$, where $(m_1, m'_2) \subseteq (\mathcal{M}_{\text{pln}} \times \mathcal{M}_{\text{ret}}) \cup (\mathcal{M}_{\text{ret}} \times \mathcal{M}_{\text{ret}})$, and

$$m'_1 = \{(_, _, L_1^{\text{false}}) \in m_1 \mid \exists (L_1^{\text{false}}, _, _) \in m'_2\} \cup \{(_, _, L_1^{\text{true}}) \in m_1 \mid (L_1 \rightarrow \epsilon) \in P\}.$$

In this case, consider an edge $e = (_, _, L_1^u) \in m_1$. If $u = \text{false}$, then e must connect to m'_2 ; this is similar to the above case. If $u = \text{true}$, then $(L_1 \rightarrow \epsilon) \in P$ so that the next edge can be a return edge. The state m'_2 must be pushed to the stack. To see the reason, assume the parser PDA applied the rule $L \rightarrow \langle aAb \rangle E$ and generated $(L, \langle a, A)$ and $((L, A), b), E)$. How

do we know if $(L, \langle a, A \rangle)$ is valid? If $((L, A), b), E)$ does not exist when we prune the state that contains $(L, \langle a, A \rangle)$, then $(L, \langle a, A \rangle)$ can be pruned. Therefore, m'_2 is pushed to the stack for later use when pruning the corresponding m_{call} .

- (3) $g(m_1, m'_2, m_{\text{ret}}) = (m'_1, \text{tail})$, where $(m_1, m'_2) \subseteq (\mathcal{M}_{\text{call}} \times \mathcal{M}_{\text{pln}}) \cup (\mathcal{M}_{\text{call}} \times \mathcal{M}_{\text{call}})$, and $m_{\text{ret}} = \text{head } T$ when $T \neq \perp$ and $m_{\text{ret}} = \emptyset$ when $T = \perp$, and

$$m'_1 = \{(_, _, L_1^{\text{false}}) \in m_1 \mid \exists(L_1^{\text{false}}, _, _) \in m'_2\} \cup \{(L^u, _, L_1^{\text{true}}) \in m_1 \mid \exists(L_1^{\text{true}}, _, _) \in m'_2, ((L^u, L_1^{\text{true}}), _, _) \in m_{\text{ret}}\}.$$

As discussed above, we pop m_{ret} from the stack, so that we know which return edges those call edges in m_1 may connect to. If the stack is empty, only pending call edges may be valid. Otherwise, we must also consider matching call edges. For a matching call edge $e = (L^u, \langle a, L_1^{\text{true}} \rangle) \in m_1$, there are two restrictions: (1) there must be a return edge in m_{ret} that connects to e ; and (2) there must be an edge in m'_2 that connects to e . Intuitively, after rule $L \rightarrow \langle aL_1b \rangle_{L_2}$ there are two branches, one starts with L_1 , and the other starts with L_2 ; a valid trace must cover both branches.

- (4) $g(m_1, m'_2) = (m'_1, \lambda T.T)$, where $(m_1, m'_2) \subseteq (\mathcal{M}_{\text{call}} \times \mathcal{M}_{\text{ret}})$, and

$$m'_1 = \{(_, _, L^{\text{false}}) \in m_1 \mid \exists(L^{\text{false}}, _, _) \in m'_2\} \cup \{(L^u, _, L_1^{\text{true}}) \in m_1 \mid \exists((L^u, L_1^{\text{true}}), _, _) \in m'_2 \wedge (L_1 \rightarrow \epsilon) \in P\}.$$

The major difference from the above case is that the edge $e = (_, _, L_1^{\text{true}}) \in m_1$ must satisfy $L_1 \rightarrow \epsilon$ so that the parsing of the nested inner string, which is empty, can terminate.

Constructing the pruner PDA. We use G_0 for the set of states in the parser PDA; they are not pruned. We use G_1 for the union of G_0 and pruned states from G_0 . The pruner PDA construction is the least solution of the following equation

$$\begin{aligned} G_1 &= G_0 \cup G_1 \cup \{g_\epsilon(m) \mid m \in G_0\} \\ &\quad \cup \{g(m, m') \mid m \in G_0 \wedge m' \in G_1\} \\ &\quad \cup \{g(m, m', m'') \mid m \in G_0 \wedge m' \in G_1 \wedge m'' \in (G_1 \cap \mathcal{P}(\mathcal{M}_{\text{ret}})) \cup \{\emptyset\}\} \end{aligned}$$

Algorithm 3 presents an algorithm for the pruner PDA construction.

Algorithm 3 Constructing the pruner PDA

- 1: Input: the set A of all states in the parser PDA, g_ϵ, g .
 - 2: $G_0 \leftarrow A$.
 - 3: $G_1 \leftarrow G_0 \cup \{g_\epsilon(m) \mid m \in G_0\}$.
 - 4: Initialize the set for new states $N = G_1$.
 - 5: Initialize the set for transitions $\mathcal{T}_g = \{\}$.
 - 6: **repeat**
 - 7: $N' \leftarrow \{(m'_2, f, m_1, m'_1) \mid (m'_1, f) = g(m_1, m'_2), m_1 \in G_0, \text{ and } m'_2 \in N\}$
 - 8: Add edge (m'_2, m'_1) marked with (m_1, f) to \mathcal{T}_g , where $(m'_2, f, m_1, m'_1) \in N'$.
 - 9: $N_R \leftarrow \{(m'_2, m'_1, f, m_1, m'_1) \mid (m'_1, f) = g(m_1, m'_2, m'_1), m_1 \in G_0, m'_2 \in G_1, \text{ and } m'_1 \in (G_1 \cap \mathcal{P}(\mathcal{M}_{\text{ret}})) \cup \{\emptyset\}\}$
 - 10: Add edge (m'_2, m'_1) marked with (m_1, m'_1, f) to \mathcal{T}_g , where $(m'_2, m'_1, f, m_1, m'_1) \in N_R$.
 - 11: $N \leftarrow \{m'_1 \mid (_, _, _, m'_1) \in N' \vee (_, _, _, _, m'_1) \in N_R\} - G_1$
 - 12: $G_1 \leftarrow G_1 \cup N$
 - 13: **until** $N = \emptyset$
 - 14: Return (G_1, \mathcal{T}_g) .
-

Given a parse forest with last state m_n , the pruner PDA starts from $(g_\epsilon(m_n), \perp)$ and transitions as follows.

Definition C.3 (Runtime transition for the pruner PDA). The *runtime transition* \mathcal{G} of the pruner PDA is defined as $\mathcal{G}(m_1, m'_2, T) = (m'_1, T')$, where

- (1) if $(m_1, m'_2) \subseteq (\mathcal{M}_{\text{call}} \times \mathcal{M}_{\text{pln}}) \cup (\mathcal{M}_{\text{call}} \times \mathcal{M}_{\text{call}})$ and $T = t \cdot T'$, then $(m'_2, m'_1) \in \mathcal{T}_g$ and is marked with (m_1, t, tail) ;
- (2) if $(m_1, m'_2) \subseteq (\mathcal{M}_{\text{call}} \times \mathcal{M}_{\text{pln}}) \cup (\mathcal{M}_{\text{call}} \times \mathcal{M}_{\text{call}})$ and $T = \perp$, then $(m'_2, m'_1) \in \mathcal{T}_g$ and is marked with (m_1, \emptyset, f) , and $T' = \perp$;
- (3) if (m_1, m'_2) belongs to other configurations, then $(m'_2, m'_1) \in \mathcal{T}_g$ and is marked with (m_1, f) , and $T' = f(T)$.

C.2 The extractor

Definition C.4 (Connected parse trees). For two parse trees v_1 and v_2 , v_1 can be *connected* to v_2 , denoted as $v_1 \diamond v_2$, is defined as $\exists L, u$, s.t.

$$v_1 = _ + [(_, _ L^u)] \wedge v_2 = [(L^u, _) + _ , \text{ or}$$

$$v_1 = _ + [(L^u, _ L_1^{u_1})] \wedge v_2 = [((L^u, L_1^{u_1}), _) + _ .$$

We use terminology *parse-tree sets* for a set of parse trees together with corresponding stacks of call edges. We use symbol V for a parse-tree set. Below we define some helper functions for extracting parse-tree sets from a parse forest $[m_1, \dots, m_n]$.

Definition C.5 (The helper function F_1). Given a parse forest $[m_1, \dots, m_n]$, the helper function F_1 converts its first state m_1 to the initial parse-tree set V .

- (1) If $m_1 \in \mathcal{M}_{\text{pln}}$, then $F_1(m_1) = \{([e], \perp) \mid e \in m_1, e = (_, _ L^{\text{false}})\}$.
- (2) If $m_1 \in \mathcal{M}_{\text{call}}$, then $F_1(m_1) = \{([e], e \cdot \perp) \mid e \in m_1, e = (_, _ L^u)\}$.
- (3) If $m_1 \in \mathcal{M}_{\text{ret}}$, then $F_1(m_1) = \{([e], \perp) \mid e \in m_1, e = (_, _ L^{\text{false}})\}$.

Definition C.6 (The helper function F). Given a parse forest $[m_1, \dots, m_n]$, the helper function F extends a parse-tree set V based on a state m in the forest to a new parse-tree set V' .

- (1) If $m \in \mathcal{M}_{\text{pln}}$ or $\in \mathcal{M}_{\text{call}}$, F finds the edges e that are connected to the current parse-tree set.

$$F(V, m) = \{(v + [e], E) \mid (v, E) \in V, e \in m \in \mathcal{M}_{\text{pln}}, v \diamond [e]\},$$

$$F(V, m) = \{(v + [e], e \cdot E) \mid (v, E) \in V, e \in m \in \mathcal{M}_{\text{call}}, v \diamond [e]\}.$$

- (2) If $m \in \mathcal{M}_{\text{ret}}$, F in addition finds the edges that are connected to the last call edges of the current parse-tree set.

$$F(V, m) = \{(v + [e], E') \mid (v, e' \cdot E') \in V \vee ((v, \perp) \in V \wedge E' = \perp), e \in m, v \diamond [e]\} \cup$$

$$\{(v + [e], E') \mid (v, e' \cdot E') \in V, v = (_, _ L^{\text{true}}), L \rightarrow \epsilon, e \in m, [e'] \diamond [e]\}.$$

Definition C.7 (The extraction function). Given a parse forest $[m_1, \dots, m_n]$, we convert it to a parse-tree set in the following way:

- (1) $V_1 = F_1(m_1)$,
- (2) $V_i = F(V_{i-1}, m_i)$, $i = 2..n$.
- (3) $\text{extract}([m_1, \dots, m_n]) = V_n$.

D EXAMPLES OF TAGGED CFGS

The following is a tagged CFG for JSON¹², where nonterminals start with lowercase characters, such as “json”, and terminals start with uppercase characters, such as “STRING”. Also, call and return symbols are tagged with “<” or “>”, respectively. The declarations of terminals are omitted.

```

json = value ;
obj = <{' pair (' , ' pair)* '}'> | <{' '}'> ;
pair = STRING ':' value ;
arr = <[' value (' , ' value)* ']'> | <[' ']'> ;
value = STRING | NUMBER | obj | arr | 'true' | 'false' | 'null' ;

```

The following is a tagged CFG for HTML, which is adapted from the HTML grammar from the repository of ANTLR¹³. In the following grammar, regular operators such as “?” or “*” are supported by our translator (operator “+” is also supported but not used here).

```

htmlDocument = scriptletOrSeaWs* XML? scriptletOrSeaWs* DTD?
               scriptletOrSeaWs* htmlElements* ;
scriptletOrSeaWs = SCRIPTLET | SEA_WS ;
htmlElements = htmlMisc* htmlElement htmlMisc* ;
htmlElement = TagOpen | <TagOpen htmlContent TagClose>
              | TagSingle | SCRIPTLET | script | style ;
htmlContent = htmlChardata?
              ((htmlElement | CDATA | htmlComment) htmlChardata?)* ;
htmlAttribute = TAG_NAME (TAG_EQUALS ATTVALUE_VALUE)? ;
htmlChardata = HTML_TEXT | SEA_WS ;
htmlMisc = htmlComment | SEA_WS ;
htmlComment = HTML_COMMENT | HTML_CONDITIONAL_COMMENT ;
script = SCRIPT_OPEN (SCRIPT_BODY | SCRIPT_SHORT_BODY) ;
style = STYLE_OPEN (STYLE_BODY | STYLE_SHORT_BODY) ;
htmlElement = <TagOpen htmlElement TagClose> htmlElement
              | TagSingle
              | eps ;

```

The following is a tagged CFG for XML adapted from ANTLR¹⁴.

```

document = prolog? misc* element misc* ;
prolog = XMLDeclOpen attribute* SPECIAL_CLOSE ;
content = chardata? ((element | reference | CDATA | PI | COMMENT) chardata?)* ;
element = OpenTag content CloseTag | SingleTag ;
reference = EntityRef | CharRef ;
attribute = Name '=' STRING ;
chardata = TEXT | SEA_WS ;
misc = COMMENT | PI | SEA_WS ;

```

E THE TRANSLATION ALGORITHM

Translating simple forms to linear forms. We now give a description of the iterative translation algorithm. The algorithm is based on the dependency graph E_G . We start by removing from E_G any dependency (L, L') that is the result of a rule like $L \rightarrow s_1 \langle aL'b \rangle s_2$; intuitively, a matched token

¹²<https://github.com/antlr/grammars-v4/tree/master/json/>

¹³<https://github.com/antlr/grammars-v4/tree/master/html/>

¹⁴<https://github.com/antlr/grammars-v4/tree/master/xml/>

$\langle aL'b \rangle$ can be conceptually viewed as a “plain symbol” and its presence does not affect the following translation. Then, we remove any dependency (L, L') that results from a rule like $L \rightarrow sL'$. Based on the two conditions enforced by the validator, the remaining E_G does not have any cycles and becomes a directed acyclic graph (DAG).

In the following discussion, a rule whose head is L is called a *rule of L* .

Our algorithm maintains a map T and a set P' of translated rules. T is initialized to an empty map and P' is initialized to P . The algorithm uses T to keep track of new nonterminals created during translation. At an iteration, a new nonterminal may be introduced for a certain string $L's$, where $L' \in V$ and $s \in (\Sigma \cup V)^+$. This new nonterminal is denoted as $L_{L's}$, and the algorithm adds the mapping $(L_{L's}, L's)$ to T .

At each iteration, if E_G is empty, then the algorithm terminates (which implies that all rules are already in linear forms). Otherwise, since E_G is a DAG, there must be a sink in E_G (i.e., it does not have outgoing edges). The algorithm selects a sink L in E_G , and checks whether all rules of L are in linear forms. If not, the algorithm rewrites non-linear-form rules of L . There are three cases for such a rule:

- (1) $L \rightarrow Ls$, where $s \in (\Sigma \cup V)^*$. This case cannot happen since the validator must reject the original grammar (it can be shown that the original grammar must have an invalid cycle rejected by the validator).
- (2) $L \rightarrow L's$, where $L' \neq L$ and $s \in (\Sigma \cup V)^*$. All rules of L' must already be in linear forms; otherwise, L' would be in E_G and L could not be a sink as L depends on L' . The algorithm first uses the rules of L' to rewrite $L \rightarrow L's$ into a set of new rules, then replaces $L \rightarrow L's$ with the new rules in P' . The algorithm then updates the edges of E_G based on the new rules.
- (3) $L \rightarrow t_1 \cdots t_k L's$, where t_k is a plain symbol or a matched token, and $s \in (\Sigma \cup V)^+$. First, the algorithm checks if there is a mapping $(L_{L's}, L's)$ in T . If not, the algorithm (1) creates a new nonterminal $L_{L's}$; (2) adds a new rule $L_{L's} \rightarrow L's$ to P' ; (3) adds a new mapping $(L_{L's}, L's)$ to T ; and (4) adds a new node $L_{L's}$ to E_G . Second, the algorithm replaces $L \rightarrow t_1 \cdots t_k L's$ with $L \rightarrow t_1 \cdots t_k L_{L's}$ in P' and updates the edges of E_G correspondingly.

After all rules of L are rewritten to be in linear forms, the algorithm removes L and the corresponding edges from E_G . After that, the algorithm moves on to the next iteration.

Note that the updated E_G after an iteration is still a DAG; so at each iteration, a nonterminal can always be picked and progress can be made. Further, we can easily prove that the algorithm produces an equivalent grammar as the original one by showing that each rewriting step creates an equivalent grammar. Therefore, if the algorithm terminates on some simple-form grammar that passes the validator, then it can be translated to an equivalent linear-form grammar. Note that we have not proved that the algorithm always terminates (we have also not found a counter example), which we leave for future work.

F AN EXAMPLE OF GENERATING SEMANTIC ACTIONS

Tagged CFG:	Simple forms:	Linear forms:	VPG:
$L \rightarrow A\langle aAEBb \rangle @L^6;$	$L \rightarrow A\langle aL_{AE}b \rangle @L^6;$	$L \rightarrow c\langle aL_{AE}b \rangle E @L^6 \circ A^1;$	$L \rightarrow cL_1 @L^6 \circ A^1;$
$A \rightarrow cE @A^2;$	$\Rightarrow L_{AE} \rightarrow AE;$	$\Rightarrow L_{AE} \rightarrow cE @A^1;$	$L_1 \rightarrow \langle aL_{AE}b \rangle E;$
$E \rightarrow \epsilon @E^0.$	$A \rightarrow cE @A^2;$	$A \rightarrow cE @A^2;$	$\Rightarrow L_{AE} \rightarrow cE @A^1;$
	$E \rightarrow \epsilon @E^0.$	$E \rightarrow \epsilon @E^0.$	$A \rightarrow cE @A^2;$
			$E \rightarrow \epsilon @E^0.$

In the above tagged CFG, the first rule is attached with L^6 because an additional E is implicitly added at the end of the rule.

The first step of translation separates AE from the first rule and assigns it to a new nonterminal L_{AE} . The semantic action of the first rule does not change, since L_{AE} has no semantic actions; so the semantic values of A and E will be left on the stack. Thus, L^6 still expects 6 values on the stack. The second translation step expands A in the first rule with $A \rightarrow cE@A^2$. Then, $cE\langle aL_{AE}b \rangle E$ is simplified to $c\langle aL_{AE}b \rangle E$, and that is why A^1 is applied instead of A^2 : A^1 accepts the value for c . The same transformation is applied to the second rule. The last step of translation is more straightforward: a simple-form rule, e.g., $L \rightarrow c_1c_2 \dots c_nL'$, is converted to $L \rightarrow c_1L_1, L_1 \rightarrow c_2L_2, \dots, L_{n-1} \rightarrow c_nL'$.

As a concrete example, the parser will generate the following parse tree for the input string $c\langle acb \rangle$.

$$[(L, c, L_1), (L_1, \langle a, L_{AE} \rangle), (L_{AE}, c, E), ((L_1, L_{AE}), b), E].$$

Each edge in the above parse tree is then replaced with its attached action and the semantic values of the terminals.

$$[L^6 \circ A^1, c, \langle a, A^1, c, E^0, b \rangle, E^0].$$

And the evaluation result of the above stack machine is the following parse tree of the tagged CFG.

$$[(L, [(A, [c]), \langle a, (A, [c]), E^0, b \rangle, E^0])].$$

Table 3. The parsing time of JSON.

Name	Size	ANTLR	VPG	Conv
Members	74K	17.30 ms	1.468 ms	0.534 ms
poked	80K	18.00 ms	1.476 ms	0.621 ms
gists	89K	14.53 ms	0.684 ms	0.257 ms
senator	139K	18.37 ms	1.877 ms	0.739 ms
AskReddit	142K	19.46 ms	2.161 ms	0.799 ms
blog_entries	148K	10.68 ms	0.551 ms	0.065 ms
github_events	161K	16.32 ms	0.749 ms	0.490 ms
emojis	163K	14.19 ms	0.334 ms	0.271 ms
parliament_events	178K	21.53 ms	3.313 ms	2.420 ms
prize	214K	21.71 ms	2.433 ms	2.443 ms
y77d-th95	240K	26.79 ms	8.918 ms	2.795 ms
municipis	322K	25.96 ms	4.709 ms	2.024 ms
laureate	460K	31.43 ms	13.597 ms	4.835 ms
reddit_all	480K	26.27 ms	6.128 ms	3.169 ms
transactions	530K	30.40 ms	5.749 ms	7.256 ms
representative	549K	28.66 ms	5.047 ms	26.765 ms
citm_catalog	1.6M	50.38 ms	8.557 ms	8.467 ms
canada	2.1M	92.99 ms	14.898 ms	20.273 ms
twitter	2.1M	23.09 ms	6.612 ms	2.884 ms
movies	3.2M	185.05 ms	35.327 ms	41.978 ms
educativos	4.1M	97.52 ms	19.323 ms	19.296 ms
airlines	4.7M	113.35 ms	27.322 ms	26.784 ms
JSON.parse	7.0M	234.66 ms	62.955 ms	61.066 ms

G THE FULL EVALUATION

The full evaluation is shown at Table 3, Table 4, Table 5, Table 6, and Table 7.

H PROFILER RESULT FOR THE HTML GRAMMAR

Table 8 shows the profiler result of ANLTR for parsing “bbc.com.html”. In the table, “Invocations” means the number of decision invocations, “Time” means the estimate time for prediction, “Total k” means the total number of lookahead symbols examined, “Max k” means the maximal number of lookahead symbols examined in any decision event, “Ambiguity” means the number of ambiguous input phrases, and “DFA cache miss” means the number of non-DFA transitions during prediction. The main time cost in parsing the HTML file (as well as other HTML files) is from the prediction and DFA cache miss.

Table 4. The parsing time of XML.

Name	Size	ANTLR	VPG	Conv
soap2	1.7K	9.02 ms	0.0098 ms	0.01 ms
nav_48_0	4.5K	10.66 ms	0.0147 ms	0.02 ms
nav_63_0	6.7K	11.39 ms	0.0263 ms	0.03 ms
nav_78_0	6.7K	11.47 ms	0.0265 ms	0.03 ms
cd_catalog	4.9K	11.56 ms	0.0378 ms	0.065 ms
form	15K	12.13 ms	0.0494 ms	0.074 ms
OfficeOrder	10K	12.37 ms	0.0538 ms	0.08 ms
nav_50_0	10K	12.51 ms	0.0621 ms	0.05 ms
book	22K	15.70 ms	0.1348 ms	0.264 ms
book-order	22K	15.88 ms	0.1343 ms	0.267 ms
bioinfo	34K	16.63 ms	0.3300 ms	0.301 ms
soap_small	26K	17.44 ms	0.1621 ms	0.326 ms
cd_big	30K	18.35 ms	0.2271 ms	0.457 ms
soap_mid	131K	26.39 ms	1.3509 ms	1.712 ms
blog	1.3M	38.13 ms	4.0320 ms	26.954 ms
polm	1.0M	86.01 ms	4.2480 ms	12.795 ms
soap	2.6M	130.17 ms	10.2351 ms	34.011 ms
bioinfo_big	4.3M	146.46 ms	17.0797 ms	38.944 ms
ORTCA	7.7M	153.76 ms	15.6059 ms	6.007 ms
SUAS	13M	231.78 ms	19.3162 ms	13.343 ms
address	15M	429.40 ms	67.7817 ms	139.209 ms
cd	26M	912.88 ms	192.2709 ms	454.896 ms
po	73M	2058.21 ms	425.1013 ms	1070.37 ms

Table 5. The parsingtime of HTML.

Name	Size	ANTLR	VPG	Conv
uglylink	172B	15.76 ms	0.0101 ms	0.000002 ms
style1	195B	20.75 ms	0.0146 ms	0.000004 ms
script1	277B	20.54 ms	0.0142 ms	0.000005 ms
attvalues	384B	26.44 ms	0.0155 ms	0.000004 ms
html4	750B	25.05 ms	0.0171 ms	0.000005 ms
antlr	9.3K	1322.56 ms	0.0683 ms	0.052 ms
gnu	21K	1992.10 ms	0.0948 ms	0.1 ms
freebsd	27K	3883.07 ms	0.1026 ms	0.146 ms
abc.com	50K	3839.71 ms	0.1181 ms	0.16 ms
github	51K	9818. ms	0.1806 ms	0.261 ms
metafilter	63K	11932.0 ms	0.1739 ms	0.275 ms
wikipedia	67K	13005.6 ms	0.3106 ms	0.296 ms
nbc.com	95K	22154.1 ms	0.2277 ms	0.409 ms
bbc	110K	18913.9 ms	0.2254 ms	0.402 ms
reddit	114K	53793.7 ms	0.2999 ms	0.576 ms
reddit2	114K	51580.4 ms	0.2955 ms	0.571 ms
cnn1	118K	36689.5 ms	0.5208 ms	0.522 ms
google	143K	1832.42 ms	0.0785 ms	0.072 ms
digg	152K	59766. ms	0.6093 ms	0.669 ms
youtube	489K	542537. ms	1.7605 ms	2.285 ms

Table 6. The total time (ms) of parsing JSON.

Name	Size	ANTLR Lex	VPG Parse	Lex+Parse	SpiderM	JSCore	V8	Chakra
Members	74K	12.81	1.46	14.28	14.51	51.9	8.85	13.21
poked	80K	14.27	1.47	15.75	14.67	51.59	9.28	13.42
gists	89K	12.08	0.68	12.77	14.82	50.83	8.72	12.68
senator	139K	16.79	1.87	18.67	15.78	66.17	9.99	12.43
AskReddit	142K	16.3	2.16	18.48	15.4	46.53	9.19	14.14
blog_entries	148K	10.72	0.55	11.27	15.06	45.33	8.8	13.05
github_events	161K	16.57	0.74	17.32	16.01	55.43	9.98	13.87
emojis	163K	12.43	0.33	12.76	16.29	85.23	9.21	13.72
parliament	178K	16.30	3.31	19.62	16.36	70.35	10.38	13.69
prize	214K	16.81	2.43	19.24	16.76	134.3	9.98	13.15
y77d-th95	240K	22.76	8.91	31.68	17.41	105.22	11.96	15.37
municipis	322K	23.58	4.70	28.29	20.72	178.03	12.53	16.35
laureate	460K	24.86	13.59	38.46	20.72	178.03	12.53	16.35
reddit_all	480K	25.51	6.12	31.64	20.02	60.2	11.48	16.54
transactions	530K	24.18	5.74	29.93	21.09	78.9	11.78	18.35
representative	549K	29.26	5.04	34.31	22.27	132.86	15.21	16.19
citm_catalog	1.6M	38.8	8.55	47.38	33.81	70.64	27.59	24.77
canada	2.1M	45.1	14.89	60.09	57.14	67.51	33.95	43.83
twitter	2.1M	103.7	6.61	110.36	22	92.54	15.61	17.44
movies	3.2M	85.39	35.32	120.72	70.93	106.41	68	50.85
educativos	4.1M	108.14	19.32	127.47	70.78	420.99	44.53	48.64
airlines	4.7M	80.97	27.32	108.30	73.86	95.12	41.93	55.52
Google	7.0M	129.9	62.95	192.93	118.11	139.21	76.36	87.81

Table 7. The total time (ms) of parsing XML.

Name	Size	ANTLR Lex	VPG Parse	Lex+Parse	Fast-XML	Libxmljs	SAX-JS	HP2
soap2	1.7K	8.09	0.010	8.101	0.057	0.051	0.142	0.049
nav_48_0	4.5K	8.58	0.015	8.597	0.098	0.097	0.496	0.163
cd_catalog	4.9K	9.18	0.026	9.211	0.223	0.093	0.363	0.158
nav_63_0	6.7K	9.26	0.027	9.289	0.143	0.126	0.671	0.198
nav_78_0	6.7K	9.20	0.038	9.239	0.124	0.125	0.682	0.199
nav_50_0	10K	9.92	0.049	9.973	0.213	0.174	0.995	0.303
OfficeOrder	10K	10.7	0.054	10.8	0.369	0.137	0.881	0.346
form	15K	11.6	0.062	11.7	0.375	0.168	0.934	0.272
book-order	22K	11.6	0.135	11.8	0.693	0.260	1.413	0.536
book	22K	11.8	0.134	11.9	0.635	0.260	1.410	0.544
soap_small	26K	12.3	0.330	12.6	0.855	0.402	2.421	0.776
cd_big	30K	13.1	0.162	13.3	1.171	0.436	2.199	0.877
bioinfo	34K	15.6	0.227	15.9	0.992	0.379	2.157	0.901
soap_mid	131K	21.2	1.351	22.6	4.109	1.953	11.7	3.813
po1m	1.0M	46.1	4.032	50.1	33.509	11.558	95.2	27.1
blog	1.3M	52.8	4.248	57.0	29.575	6.560	48.0	17.8
soap	2.6M	99.1	10.2	109.3	110.1	38.1	260.8	76.2
bioinfo_big	4.3M	122.5	17.0	139.6	116.9	42.7	276.9	82.2
ORTCA	7.7M	141.8	15.6	157.4	138.4	91.2	664.6	88.7
SUAS	13M	236.5	19.3	255.8	254.3	182.4	1213.6	168.7
address	15M	367.2	67.7	435.0	584.4	196.1	1012.0	330.5
cd	26M	731.7	192.2	924.0	1298	419.0	2102	734.9
po	73M	1812	425	2237	3278	897	6617	1827

Table 8. The profiler result of ANTLR for parsing “bbc.com.html”. The file triggers many DFA cache miss, which seriously slows down the parser.

Invocations	Time	Total k	Max k	Ambiguous	DFA cache miss
2	0.177	5	2	1	5
1	0.005	1	1	0	1
1	0.005	1	1	0	1
1	0.004	1	1	0	1
2	0.111	15	12	1	13
2	0.004	2	1	0	2
1	0.004	1	1	0	1
2	0.073	3	2	0	3
2478	0.451	2478	1	0	3
938	24867.858	6389021	14687	0	5778095
1003	0.303	1003	1	0	2
1087	0.26	1087	1	0	3
938	0.525	938	1	0	3
1127	0.295	1127	1	0	4
1127	0.17	1127	1	0	3
2065	0.695	4005	2	0	6
1475	0.302	1475	1	0	1
1	0.002	1	1	0	1