

Multilingual Audio-Visual Smartphone Dataset And Evaluation

HAREESH MANDALAPU¹, ARAVINDA REDDY P N², RAGHAVENDRA RAMACHANDRA¹,
(Senior Member, IEEE), K SREENIVASA RAO³, (Member, IEEE), PABITRA MITRA³,
(Member, IEEE), and S R MAHADEVA PRASANNA⁴, (Member, IEEE), CHRISTOPH BUSCH¹,
(Senior Member, IEEE)

¹Department of Information Security and Communication Technology, Norwegian University of Science and Technology (NTNU), Gjøvik, 2815, Norway

²Advanced Technology Development Centre, Indian Institute of Technology, Kharagpur, West Bengal, 721302, India.

³Department of Computer Science and Engineering, Indian Institute of Technology, Kharagpur, West Bengal, 721302, India.

⁴Department of Electrical Engineering, Indian Institute of Technology, Dharwad, Karnataka, 580011, India.

Corresponding author: Hareesh Mandalapu (e-mail: hareesh.mandalapu@ntnu.no).

ABSTRACT Smartphones have been employed with biometric-based verification systems to provide security in highly sensitive applications. Audio-visual biometrics are getting popular due to the usability and also it will be challenging to spoof because of multi-modal nature. In this work, we present an audio-visual smartphone dataset captured in five different recent smartphones. This new dataset contains 103 subjects captured in three different sessions considering the different real-world scenarios. Three different languages are acquired in this dataset to include the problem of language dependency of the speaker recognition systems. These unique characteristics of this dataset will pave the way to implement novel state-of-the-art unimodal or audio-visual speaker recognition systems. We also report the performance of the bench-marked biometric verification systems on our dataset. The robustness of biometric algorithms is evaluated towards multiple dependencies like signal noise, device, language and presentation attacks like replay and synthesized signals with extensive experiments. The obtained results raised many concerns about the generalization properties of state-of-the-art biometrics methods in smartphones.

INDEX TERMS Smartphone Biometrics, Audio-Visual speaker Recognition, Presentation Attack Detection, Multilingual

I. INTRODUCTION

With the advances in biometrics, the usage of passwords and smart cards to gain access into several control applications have been slowly depreciated. Henceforth for reliable and secure access control, biometrics have been deployed in various applications that include smartphone unlocking, banking transactions, financial services, border control etc. The biometrics in access control applications improves trustworthiness and enhances user proficiency by verifying the user who they are. A biometric system aims to recognise the person based on their physiological or behavioural characteristics based on ISO/IEC 2382-37. The physiological characteristics include the face, iris, fingerprint etc, and behavioural characteristics include speech, keystroke, gait etc.

Smartphone biometrics has grown expeditiously over the years. The number of smartphone users crossed 3 billion in 2020 and is expected to increase in millions in the coming years. According to the Mercator Advisory Group report,

66% of smartphone users are expected to use biometrics for authentication by the end of 2024. In 2020, 41% of smartphone users use biometrics which was 27% in 2019. Among different biometric modalities, fingerprint-based authentication is at the top. However, the amount of users for face and biometrics has been increasing. Voice based recognition increased to 20% in 2020, from 11% in 2019 and face recognition jumped to 30% in 2020, from 20% in 2019. The application of smartphone biometrics have been widely used in mobile banking, e-commerce, remote identification etc.

Different types of smartphones like Android, iPhone and blackberry provide uni-modal applications based on either fingerprint, iris or face recognition and recently speech has been added as a biometric cue for authentication purposes. The built-in biometrics are not fixed for all smartphones. For example, some smartphones come with fingerprint and some include face recognition. The captured uni-modal bio-

metrics like face or iris comes with several problems like low quality, variations in pose, problem with illuminations, background noise, low spatial and temporal resolutions of video [18]. Therefore, this problem is addressed in multimodal biometrics by taking advantages of default sensors like camera and microphone. Multimodal systems like audio-visual biometrics utilize the complementary information of face and speech and exploit the user friendly capture of face and voice in a single recording. Audio-visual biometric data capture is cost-effective and can be carried out without any additional sensors (e.g., fingerprint reader or iris camera).

The applications based on biometrics in smartphones has several advantages, but also exist several challenges. The key challenges are robustness and generalizability of a biometric system caused by algorithm dependencies and evolving presentation attacks. These challenges are the main problems that circumscribes reliable and secure smartphone based applications. The first challenge is the algorithm dependencies which limits the interoperability of a biometric algorithm across multiple types of smartphones. Interoperability is defined as the ability of a biometric system to handle variations introduced in the biometric data due to different capture devices. Due to different kinds of smartphone sensors, capturing conditions and human behaviour, the biometric data accumulates huge variance. The dependency of biometric algorithm on particular data properties limits the robustness of optimal recognition. Therefore, it is very challenging to develop a conventional biometric method for wide variety of smartphones.

The second challenge is from the presentation attacks or also called as spoofing attacks and indirect attacks which are comprehensively explained in [29] for face and in [18] for audio-visual. Presentation attacks are defined as the presentation to a biometric capture subsystem with the goal of interfering with the operation of the biometric system [12]. Presentation attacks have become easy to create and use as a concealer or impostor towards the target subject. Growing presentation attacks and limitations in smartphone sensors cause major problems questioning the performance of smartphone biometrics.

The aforementioned factors motivated research on the study of smartphone biometrics towards the key challenges. In this direction, to examine the challenges, we need a smartphone biometrics database with different attributes. There are few biometric databases have been created using smartphones in both uni-modal [31] and multimodal biometrics [19], [30]. However, the existing databases are limited with number of devices, languages and sessions. Therefore, we have created a multilingual audio-visual smartphone (MAVS) dataset with consideration to smartphone devices, sessions, speech languages and presentation attacks. The novel dataset contains audio-visual biometric data of 103 subjects (70 male, 33 female) captured in three session with variable noise and illumination. Each subject utters six sentences, each in three different languages and recorded in five different smartphones. We have also created two types of presentation

attacks in both audio, video and audio-visual scenarios. First type of attack is a physical access attacks which are created by replaying audio-visual sample on a display-speaker setup and recorded using a smartphone. Second attack is synthesized attack where audio and video are created separately via speech synthesis and face swapping, respectively.

Further, we have benchmarked the dataset by performing extensive experiments in two directions. First direction is to observe the biometric algorithm dependencies with respect to device, illumination, background noise and language. Second direction is to examine the vulnerability towards presentation attacks. The baseline presentation attack detection methods in both audio and visual domains are included in this work. The biometric recognition algorithms are chosen from the state-of-the-art methods from the literature. The experimental results are presented in ISO/IEC biometric standards [11] with pictorial representations and detailed discussion.

The rest of the paper is organised as follows. Section II presents the related work in audio-visual datasets with sample images and discussion of results. The detailed description of the multilingual audio-visual smartphone (MAVS) dataset created in this research is presented in Section III. Section IV describes the performance evaluation protocols used in bench-marking the MAVS dataset. Section V presents the experiments performed and results obtained and Section VI concludes this paper with discussion on the future work.

II. RELATED WORK

The sensitivity of data in smartphone utilization has made the usage of biometrics a critical feature. Therefore, the research in smartphone biometrics has obtained much attention in recent years. The built-in biometric sensors provide the necessary authentication for many smartphones. However, the inconsistency of performance in these devices encouraged a new direction of biometric recognition using the default sensors like camera and microphone. In this direction, few audio-visual smartphone biometric datasets have been developed by capturing talking subjects' videos. Multimodal biometric databases captured modalities like a finger photo, face, iris photo, and speech data. However, considering the standard sensors in all smartphones, we studied only audio-visual databases, including face and voice. In this section, we present a comprehensive study on audio-visual biometric databases. A detailed study on all audio-visual biometric databases is performed in [18] by Mandalapu *et al.* along with a comparison of best performing algorithms. In this section, we present some audio-visual databases in detail.

Early audio-visual biometric datasets is created by the advanced multimedia processing (AMP) lab of Carnegie Mellon University (CMU) ¹. With ten subjects, each speaking 78 isolated words, the recording is taken by a digital camcorder with a tie-clip microphone [42]. The dataset is made publicly available with sound files and lip parameters. Although the number of subjects is low, this dataset assisted

¹The AMP/CMU dataset: <http://amp.ece.cmu.edu/>

in developing a visual shape-based feature vector for audio-visual speaker recognition in [1]. Biometrics Access Control for Networked and E-Commerce Applications (BANCA)² [2] is developed for E-Commerce applications. Important features in this database are multiple European languages captured using both high and low-quality devices under three different scenarios: controlled, degraded, and adverse. Also, the total number of subjects was 208, with an equal number of men and women. Figure 1 shows the sample images of this database from three different scenarios.



FIGURE 1. Example BANCA database images Up: Controlled, Middle: Degraded and Down: Adverse scenarios [2].

The goal of the multimodal biometrics is to improve the robustness of the recognition/verification process. The VALID database was created in a realistic audio-visual noisy office room and uncontrolled lighting and acoustic noise. The VALID database is publicly available to research purposes³. The MultiModal Verification for Teleservices and Security (M2VTS) applications database has been developed for granting access to secure regions using audio-visual person verification [27]. An extension to the M2VTS database is XM2VTS (extended M2VTS) with focus on high-quality biometric samples [20]. It contains high-quality face images, 32 kHz 16-bit audio files, video sequences, and a 3D Model. The database is publicly available at cost price⁴.

Video recordings of people reading sentences from Texas Instruments and Massachusetts Institute of Technology (TIMIT) corpus (VidTIMIT)⁵ is a publicly available dataset presented in [36]. A distinctive part of VidTIMIT dataset is that it also contains head rotation sequence for each person in each session [35]. BioSecure⁶ is a popular multimodal database that also comprises of audio-visual dataset [25]. The database consists of data from 600 subjects recorded in three



FIGURE 2. Front profile shots of a subject from four sessions of XM2VTS database [20].

different scenarios. The sample images from the database are shown in Figure 3.




FIGURE 3. Face samples acquired in BioSecure database in three different scenarios. Left: indoor digital camera (from DS2), Middle: Webcam (from DS2), and Right: outdoor Webcam (from DS3) [25].

The aforementioned audio-visual datasets are captured with different types of sensors. In some cases, the audio and video capturing sensors are two different devices, and the data is presented separately. However, in smartphones, the built-in camera and microphone can be used to create audio-visual data. The MOBIO database⁷ [19] is an audio-visual data created using a mobile phone (NOKIA N93i) and a laptop computer (2008 MacBook). MOBIO dataset helped in the study of person identification in a mobile phone environment [22]. In a similar fashion, the MobBIO database is developed by Sequeira *et al.* in [38]. The sensors used in this work are the rear camera of the Asus Transformer Pad TF 300T.



FIGURE 4. Talking face samples from SWAN database one frame from each session [30].

²The BANCA database: <http://www.ee.surrey.ac.uk/CVSSP/banca/>

³The VALID database: <http://ee.ucd.ie/validdb/>

⁴The XM2VTS database: <http://www.ee.surrey.ac.uk/CVSSP/xm2vtsdb/>

⁵The VidTIMIT dataset: <http://conradsanderson.id.au/vidtimit/>

⁶BioSecure: <https://biosecure.wp.tem-tsp.eu/biosecure-database/>

⁷The MOBIO database: <https://www.idiap.ch/dataset/mobio>

The Smartphone Multimodal Biometric database was collected for the application of mobile banking [30]. The real-world scenarios are attributed in this database with multiple sessions and different languages using iPhone 6s and iPad Pro. Along with audio-visual data, the SWAN database also contains a face, eye region, finger photo and voice data. Presentation attacks are also provided as a part of this database. Figure 4 shows the sample images of subjects from six sessions.

The existing databases on audio-visual biometrics provide limited variance in addressing the problem of robustness—most databases on session variance but not on device variance and language dependency. Alongside, presentation attacks are growing widely and displaying a huge impact on the optimal performance of biometric algorithms. Considering all these problems, we have formulated advanced protocols to create a multilingual audio-visual smartphone (MAVS) database. In this direction, the significant contributions of this paper are mentioned as follows.

- 1) A novel multilingual audio-visual smartphone dataset which will be made available for research purposes. The uniqueness of this dataset is described below.
 - Biometric data from 70 male and 33 female subjects from various backgrounds.
 - Three language speeches and three sessions (variable illumination and background noise) for all the subjects.
 - Data recorded on multiple smartphone devices: iPhone 6s, iPhone 10, iPhone 11, Samsung S7 and Samsung S8.
 - Three unique and three common sentences for each subject, each device, each language and each session.
 - Two types of presentation attacks are created, each in physical access and logical access scenarios.
- 2) Benchmarking the dataset with state-of-the-art face recognition, speaker recognition algorithms and a score-level fusion biometric methods.
- 3) Evaluating the vulnerability of presentation attacks on state-of-the-art biometric verification and testing baseline presentation attack detection methods.

III. MULTILINGUAL AUDIO-VISUAL SMARTPHONE (MAVS) DATASET

A. ACQUISITION

We have used five smartphone devices in data acquisition, namely iPhone 11, iPhone10, iPhone 6s, Samsung S7 and Samsung S8. The data capturing is a self-assisted process where the speaker handles the mobile device and records the biometric data. For the process of data capturing, a mobile application has been used in both iOS and Android devices. The application provides a simple interface that assists the speaker to provide audio-visual data as shown in Figure 5. A pre-defined text appears on the screen for a limited time for

each sample, and then the speaker reads the text while the data is being recorded.




FIGURE 5. Mobile application (iOS) for data capturing.

B. PARTICIPANT DETAILS

We have obtained 70 male and 33 female participants for the data collection. The average age of the participants is 27 years. All participants are of Indian origin with medium to expert range fluency in speaking the three languages (English, Hindi and Bengali). All participants are informed about the data acquisition protocol and are instructed to use the mobile application by self-assisting the data capture. Each session, the participant is given five mobile devices, one after the other, and audio-visual data of 6 sentences in three languages is recorded.

C. DATA DETAILS

Each participant records six sentences in each language. Three of the sentences are same for all subjects, and the other three sentences have a unique part for each subject. The six sentences in the English language are mentioned below. The blank spaces are filled with unique fake text for each subject. Similarly, translated sentences for the other two languages are presented in their corresponding script.

- 1) My full name is *fake name*.
- 2) I live at the address *fake address*.
- 3) I am working at IIT Kharagpur.
- 4) My bank account number is *fake number*.
- 5) The limit of my account is 10,000 rupees.
- 6) The code for my bank is 9876543210.

Data is captured in three sessions with three different lighting and noise environments. In session1, there is no noise, and uniform lighting is used. This data can be used as clean data for enrollment purposes. Session2 has continuous controlled noise from a portable fan intentionally

TABLE 1. Details of Audio-visual Biometric Verification Databases.

| Dataset | Year | Devices | No. of subjects | Biometric | Availability |
|----------------------|------|--|----------------------------------|--|--------------|
| AMP/CMU [42] | 2001 | Digital Camcorder, tie-clip microphone | 10 (7 M, 3 F) | Face, voice | Free |
| BANCA [2] | 2003 | Webcam and Digital Camera | 208 (104 M, 104 F) | Face, voice | Free |
| VALID [8] | 2005 | Canon 3CCD XM1 PAL | 106 (77 M, 29 F) | Face, voice | Free |
| M2VTS [27] | 2005 | Hi8 camera, D1 digital recorder | 37 | Face, voice | Free |
| XM2VTS [20] | 2005 | Sony VX1000E, DHR1000UX | 295 | Face, voice | Free |
| VidTIMIT [36] | 2009 | Digital video camera | 43 (24 M, 19 F) | Face, voice | Free |
| BioSecure [25] | 2010 | Samsung Q1, Philips SP900NC, HP iPAQ hx2790 Webcam, PDA | DS1: 971 DS2: 667 DS3: 713 | Face, Fingerprint Voice, Signature | Paid |
| MOBIO [19] | 2012 | Nokia N93i Mac-book | 152 | Voice, Face periocular | Free |
| MobBIO [38] | 2014 | Asus Transformer Pad TF 300T | 105 | - | - |
| Hu <i>et al.</i> [9] | 2015 | - | 11 | Audio-Visual | Free |
| SWAN database [30] | 2019 | iPhone 6 iPad Pro | 88 | Face, Periocular, Multilingual Voice Presentation Attack dataset | Free |
| MAVS databset | 2021 | iPhone 6, iPhone 10, iPhone 11 Samsung S7 and Samsung S8 | 103 (70 M, 33 F) | Face, Multilingual Voice Presentation Attack dataset | Free |

put near the data capturing process and a different lighting than session1 but with uniform illuminance. Session3 has uncontrolled noise from natural background and nonuniform lighting where certain parts of the participant's face is dark. The order of sentences, order of languages and mobile devices used during data capture is kept the same for all the sessions. The sample video data can be seen in Figure 6 (one frame per session, device is presented for convenience). The wave form of audio samples are presented in Figure 7. In Figure 8, the segmented face images (using MTCNN, see Section IV-B1) of each session and device are presented.

D. PRESENTATION ATTACKS

We have created two types of presentation attacks: replay attacks and synthesized attacks.

1) Replay Attacks

The replay attacks are created by synchronized capture of audio-visual playback using Dell office monitor and Logitech speakers recorded on Samsung S8 phone. Figure 9 show the replay attacks samples created in this work. The spectrograms of audio replay attacks are presented in figure 10.

2) Synthesized attacks

Deep learning has been successfully applied to solve complex problems ranging from big data analysis to computer vision tasks and human level control. Advanced deep learning concepts have also been used to create threats to privacy, democracy and national security. One such deep-learning based application that loomed recently is "deepfake" (derived from 'deep learning' and 'fake'). For creating synthesized

attacks, we have used deepfake approaches in this work. One of the approaches for creating face deepfakes is a technique where the face image of a source person is superimposed onto a target person to create a video/image of the target person. In this direction, the face swapping model is proposed by Nirkin *et al.* [23] where swapping of face images are done in three stages. Reenactment and face segmentation is carried out in the first stage, followed by in-painting and blending. Reenactment or face transfer or puppeteering uses facial expressions and assists in transforming the face in one video to guide the motions and deformations of the face appearing in another video or image. Face segmentation is performed using U-Net [32] and reenactment is performed using generative model named pix2pixHD [43]. In the second step, the occluded regions of the source face are mitigated using the same in-painting generator [43]. In the last step, a Gaussian Poisson Generative Adversarial Network (GP-GAN) [44] is used for high-resolution image blending for combining the gradient and color information.

In our work, we have utilized FSGAN for swapping similar faces⁸. Face swapping approach preserves the context of the target video by digitally overlay source's face landmarks. Therefore, the target video contains the key biometric characteristics of source subject which can efficiently be used as presentation attack for source's identity. Multiple deepfake datasets in the literature [7], [14], [33], [45] used a manual selection of faces for swapping. However, in this work, we have employed an automatic way to find a pair of similar faces. We used cosine similarity of ArcFace embeddings to

⁸FSGAN: <https://github.com/YuvalNirkin/fsgan>




FIGURE 6. Audio-visual data samples (1 frame of a talking face). Left to Right: iPhone 6s, iPhone 10, iPhone 11, Samsung S7 and Samsung S8. Top row: Session 1, middle: Session2, bottom: Session3.

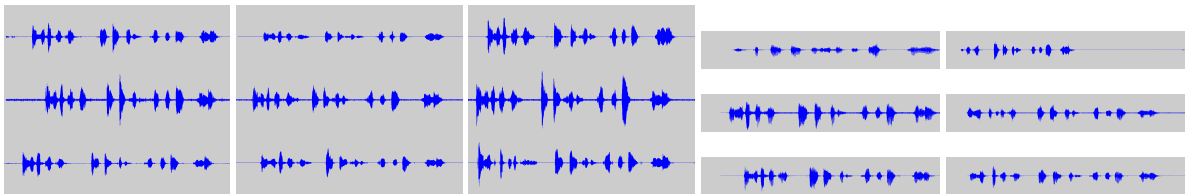


FIGURE 7. Audio data sample for speaker recognition. Left to Right: iPhone 6s, iPhone 10, iPhone 11, Samsung S7 and Samsung S8. Top row: Session 1, middle: Session 2, bottom: Session 3.

find a similar face for each of the male and female subjects (more on ArcFace in section IV-B4). We have generated 97 face swapped videos for sentence 6 of bona fide data from session1 data of Samsung S8 device.

WaveNet vocoder is used generate high quality raw speech samples conditioned on acoustic features [24]. WavNet-based vocoder is popularly used in ASVSpooof 2019 challenge to create logical access presentation attacks [41]. In our work, we have used MFCC features as the acoustic features in synthesizing 16-bit raw audio. We have adapted

the implementation of WaveNet vocoder from the github⁹ and pre-trained models from LJSpeech [13]. The figures 11 and 12 show the images samples and spectrograms of synthesized attacks respectively.

IV. PERFORMANCE EVALUATION PROTOCOLS

The dataset is benchmarked with various face recognition, speaker verification and presentation attack detection meth-

⁹WaveNet Vocoder: https://github.com/r9y9/wavenet_vocoder




FIGURE 8. Detected face using MTCNN for face recognition. Left to Right: iPhone 6s, iPhone 10, iPhone 11, Samsung S7 and Samsung S8. Top row: Session 1, middle: Session2, bottom: Session3.




FIGURE 9. Replay attack data sample. Left: Bona fide, right: Replay attack.

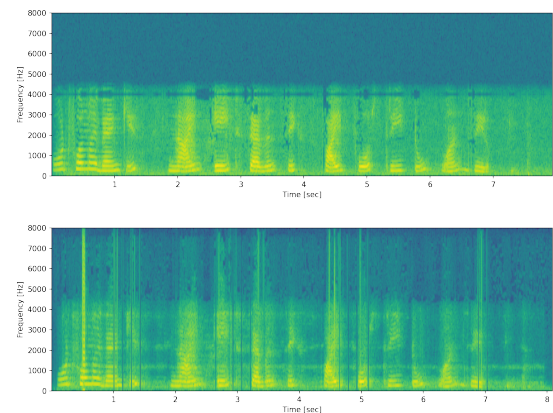


FIGURE 10. Spectrograms of bona fide and corresponding replay attack audio. Top: Bona fide, bottom: Replay attack.

ods. In this section, we explain briefly the baseline biometric systems employed along with evaluation metrics.

A. AUTOMATIC SPEAKER VERIFICATION

1) I-vector based speaker Verification

The I-vector based ASV method is a Joint Factor Analysis (JFA) approach proposed in [5]. It models the channel effects

and also speaker voice characteristics. The speech sample is represented as a low-dimensional super vector called i-vector. The i-vector represents the total factor in a speech utterance, including channel compensation which is carried out in a low-dimensional total variability space.

2) X-vector based speaker Verification

The deep neural networks (DNN) and end-to-end speaker verification approaches are state-of-the-art research methods overcoming the drawbacks in handcrafted methods. The x-vector based speaker verification is a recent approach showing promising results in automatic speaker verification [39]. This method uses deep neural network (DNN) embeddings as



FIGURE 11. Face swap using FSGAN. Left: Source face, middle: Target face, right: Swapped face.

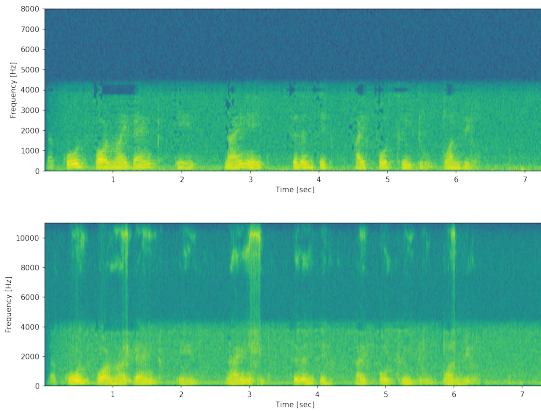


FIGURE 12. Spectrograms of bonafide and corresponding wavenet-vocoder synthesized audio. Top: Bona fide, bottom: Synthesized audio.

features. The variable-length speech utterances are mapped to a fixed low-dimensional embedding (called x-vectors), and a deep network is trained to differentiate speakers. The training process requires a large amount of training data. Therefore, data augmentation is used along with added noise and reverberation to increase training data size. The implementations in Kaldi are employed in our work, and the pre-trained Universal Background Models, i-vector extractor and x-vector extractor are adapted to our experiments¹⁰. Probabilistic linear discriminant analysis (PLDA) [28] is used as a classifier for the i-vectors and x-vectors of enrollment and test samples. The log-likelihood score is computed between the enrolled and test speech sample pair.

3) Dilated residual network (DltResNet)

Extended ResNet implementation from [15] named dilated residual network (DltResNet) is used as the third speaker

verification methods. The implementation is publicly available¹¹. The DltResNet model is one of the state-of-the-art systems on the Voxceleb1 database evaluations achieving 4.8% EER on the dataset. The Euclidean distance between the DltResNet features is used for obtaining scores between enrolled and test samples.

B. FACE RECOGNITION

1) Face Detection

Face detection is performed as a preprocessing step on the video frames to detect and crop out the face image. We have employed multitask cascaded convolutional networks (MTCNN) approach from Zhang *et al.* [46] for efficient face detection. The face recognition and face PAD methods used in this work used segmented face images.

2) Local Binary Patterns (LBP)

Local Binary Patterns (LBP) are a type of textual operator that labels the pixels in a face image according to neighbouring pixels' values and assigns a binary number. LBP for an image is calculated by assigning 0 or 1 to the pixel depending on the neighbour's pixel having high or low value. The resultant binary test is stored in an 8-bit array and later converted to decimal. This thresholding process, accumulating binary strings, and storing the decimal value is repeated for every pixel in the input image. Further, the LBP histogram is computed over the LBP output array. For a block, one of the $2^8 = 256$ possible patterns is possible. The advantage of LBP features is high discriminative power, computational simplicity, and invariance to grey-scale changes. LBPs have shown a prominent advantage in face recognition approaches. We have used LBP histograms as features for face images and cosine distance to compute the score between the enrolled sample and the test sample.

3) FaceNet face embeddings

The deep learning approaches have evolved into image processing and pattern recognition applications. In face recognition methods, FaceNet embeddings displayed a good image representation for facial features [37]. This is a deep face recognition approach that adapted the ideas from [26]. In this work, we have used the pretrained model on the VGGFace2 dataset using Inception ResNet v1. This model displayed accuracy of 99.65% on the Labeled Faces in the Wild (LFW) dataset [10]. We have obtained FaceNet embeddings¹² for face detected images in our dataset and used cosine distance between the samples to obtain the verification scores.

4) ArcFace face descriptor

ArcFace face features are proposed in [6] for the large scale face recognition with enhanced discriminative power.

¹¹DltResNet: https://www.idiap.ch/software/bob/docs/bob/bob.learn.pytorch/v0.0.4/guide_audio_extractor.html

¹²FaceNet: <https://github.com/davidsandberg/facenet>

ArcFace features emphasize the loss function in deep convolutional neural networks (DCNN) for clear geometric interpretation of face images. The proposed descriptor is evaluated over ten face recognition benchmarks, and results show consistent performance improvement. We have employed the ArcFace implementation provided in Github¹³. The training data contains cleaned MS1M, VGG2 and CASIA-Web face datasets. ArcFace face descriptors are computed over detected face images, and similar to other face recognition methods, we have used cosine distance as a classifier.

In addition to the face recognition, we have used ArcFace face embeddings to obtain similarity scores between subjects in creating attacks in FSGAN face swapped videos (see section III-D2).

C. PRESENTATION ATTACK DETECTION (PAD)

1) Voice PAD

The PAD methods used to evaluate the attacks created using speech are chosen from the baseline methods in the ASVSpooof 2019 challenge [41]. The two baseline methods are available in ASVSpooof 2019 evaluation protocols. Features used in these two methods are based on cepstral coefficients in the front-end and Gaussian Mixture Models (GMM) in the back-end. Linear Frequency Cepstral Coefficients (LFCC) and Constant Q Cepstral Coefficients (CQCC) are two types of features used to represent speech samples.

The LFCC features are similar to the Mel-frequency cepstral coefficients (MFCCs) with filters placed linearly in the same sizes. The initial approach of LFCCs is used for the detection of synthetic speech in [34]. In this work, we used LFCC features are extracted with a frame length of 25ms and a 20-channel linear filter bank. An LFCC feature comprises 19 cepstral coefficients, a zeroth coefficient, static, delta, and delta-delta coefficients. The CQCC features are extracted with the toolkit provided in ASVSpooof 2019. The maximum frequency is set to $f_s/2$, where f_s is the sampling frequency, and the minimum frequency is fixed at $f_s/2^{2^9} 15Hz$ (where 9 is the number of octaves) [40]. The number of bins per octave is set to 96, and re-sampling is applied with a period of 16. The dimension of features is 29 coefficients along with zeroth, static, delta, and delta-delta coefficients.

The front-end provides the cepstral coefficients, which are used to train 2-class GMMs in the back-end. The training process is carried out on the bonafide and attack speech samples with 512-component GMM models. An expectation-maximization (EM) algorithm is employed in training with random initialization. For testing, the scores of samples are calculated from the log-likelihood ratio with the help of trained bonafide and the attack speech models.

2) Face PAD

The face recognition PAD methods are chosen from the baseline methods used in smartphone dataset evaluation in [30]. The two best-performing methods from five baseline

methods are taken for evaluation in this work. These methods utilize local binary patterns (LBP) [4] and color texture features [3]. The support vector machines (SVM) are trained for different attacks and test for attack detection.

The LBP features are experiments for PAD in [4] for face attacks in a full biometrics verification system. In [29], the LBP features displayed a consistent performance of detecting attacks in different protocols of smartphone biometric data. Similarly, the experiments using color texture features [3] resulted in the best-performing face PAD on smartphone face images. Therefore, we have included these methods in our evaluation of detection attacks.

D. PERFORMANCE METRICS

The performance evaluation metrics from ISO/IEC [11] are utilized in our experiments to present and compare the results of different methods.

1) Verification Metrics

- False Match Rate (FMR) is the proportion of the completed biometric non-mated comparison trials that result in a false match.
- False Non-Match Rate (FNMR) is the proportion of the completed biometric mated comparison trials that result in a false non-match.

In addition to ISO/IEC metrics mentioned above, we have also presented an equal error rate (EER) to represent FMR and FNMR metrics in a single value. EER is the error rate at the point where FMR and FNMR are equal.

2) Presentation Attack Detection Metrics

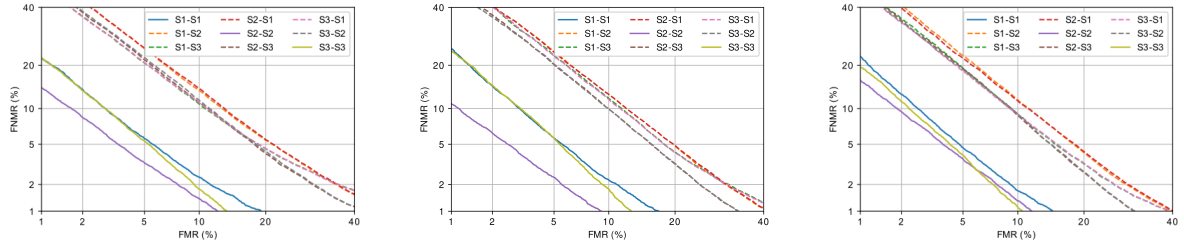
- Impostor-Attack Match Rate (IAMPR) is the proportion of impostor attack samples (replay attacks) that are matched with bona fide samples. To compare ASV methods' performance, we have fixed FMR at 0.1% and presented FNMR and IAPMR for zero-effort impostors and attacks, respectively.
- Attack Presentation Classification Error Rate (APCER) is the proportion of attack presentations that are incorrectly classified as bona fide presentations, and Bonafide Presentation Classification Error Rate (BPCER) is the ratio of bona fide presentations incorrectly classified as attacks. In this work, we have presented the BPCER_5 and BPCER_10 of PAD methods: the BPCER values at APCER are 5% and 10%, respectively.

Also, we used Detection Equal Error Rate (D-EER) to present the performance of PAD methods which is a single value representation of APCER and BPCER. The score distributions of bona fide, zero-effort impostors and attacks are plotted along with the threshold of $FMR = 0.1\%$ to observe the impact of presentation attacks. Detection error trade-off (DET) curves plot the relationship between false match rate (FMR) and false non-match rate (FNMR) for bona fide samples or impostor attack presentation match rate (IAPMR) for attack samples, respectively.

¹³ArcFace: <https://github.com/deepinsight/insightface>

TABLE 2. Inter-session speaker recognition evaluation (EER%)

| Inter-session | i-Vector | | | X-Vector | | | DltResNet | | |
|---------------|-------------|-------------|-------------|-------------|-------------|-------------|-------------|-------------|-------------|
| | S1 | S2 | S3 | S1 | S2 | S3 | S1 | S2 | S3 |
| S1 | 5.31 | 11.52 | 10.35 | 5.31 | 11.18 | 10.84 | 4.85 | 10.69 | 9.56 |
| S2 | 11.70 | 4.13 | 10.51 | 11.20 | 3.51 | 9.96 | 10.63 | 4.32 | 9.50 |
| S3 | 10.48 | 10.65 | 5.16 | 10.70 | 9.96 | 5.23 | 9.51 | 9.59 | 4.53 |

**FIGURE 13.** DET curves of inter-session speaker recognition experiments. Left: i-vector, middle: X-vector and right: DltResNet.

V. EXPERIMENTAL RESULTS

The main focus of this dataset is to provide scope for developing generalized biometric algorithms in the face and speech-based recognition. The generalizability of a biometric algorithm can be achieved by considering multiple dependencies like session variance, device dependency and language. Therefore, in our work, we have performed experiments to demonstrate how these dependencies affect the state-of-the-art face and speaker recognition algorithms mentioned in IV. The benchmarking of the dataset is carried out by performing different experiments and presenting the results.

A. AUTOMATIC SPEAKER VERIFICATION

Automatic Speaker Verification methods tend to display variable performance depending on the channel used to acquire and the noise present in the audio samples. In the following experiments, we have evaluated the performance of the ASV methods in correspondence to the session, device and language.

1) Inter-session speaker recognition

The MAVS dataset contains data from three different sessions as explained in section III. We have examined the session dependency by performing the inter-session speaker recognition. In this process, we have used the samples from one session to enroll and each of the other sessions to test. Table 2 presents the EER values displaying the comparison of three ASV methods on inter-session experiments.

- Session 2 data contains an added noise in all data samples. Therefore, it is seen that higher EER values are observed in all the results where session 2 data is used to enroll.
- However, when the same noise is present in test data, the ASV methods tend to perform better than the session with clean data (session 1). This concludes that ASV methods characterize the noise in the data and use it for recognition.

- Similarly, session 3 contains natural noise, which is not consistent in all samples, but it helps in recognizing the speaker better than the data with no noise.
- Alongside, DltResNet based ASV method displayed better performance compared to other methods.

2) Inter-device speaker recognition

The properties of the data capturing device are key attributes for speaker recognition [5]. Although state-of-the-art ASV methods accommodate the channel characteristics, the change in devices from enrollment to test can still affect the speaker recognition performance. Our dataset used five different smartphones in data collection to examine the dependency of the device on ASV methods. Tables 3, 4, 5 show the EERs of all device combinations of enrollment and testing from the three ASV methods.

The results from inter-device experiments output some key points. These observations conclude the impact of channel dependency on state-of-the-art speaker recognition methods.

- The DltResNet method gave out the highest EER in most of the combinations even though it worked better with noisy data as shown in Section V-A2.
- The DNN based X-vector methods performed better than other methods.
- It is observed that the combinations of smartphones from the same manufacturer (Apple or Samsung) correlate with speaker recognition. When the enrollment and testing data are from the same manufacturer, the speaker recognition performs better than the cross-manufacturer combination.

3) Inter-language speaker recognition

The language difference in the audio sample for ASV has been a hot topic in recent years. Although there are datasets with utterances of the same person in different languages, the problem of language dependency is not benchmarked [30]. The degradation of biometric recognition due to language

TABLE 3. Inter-device speaker recognition evaluation (EER%) on i-vector method.

| Inter-device | iPhone 6s | iPhone 10 | iPhone 11 | Samsung S7 | Samsung S8 |
|--------------|-------------|-------------|-------------|--------------|-------------|
| iPhone 6s | 1.86 | 5.76 | 6.67 | 15.46 | 14.37 |
| iPhone 10 | 5.88 | 1.62 | 4.74 | 15.02 | 13.97 |
| iPhone 11 | 6.73 | 4.67 | 1.47 | 15.90 | 14.76 |
| Samsung S7 | 15.51 | 14.90 | 15.70 | 10.01 | 13.26 |
| Samsung S8 | 14.51 | 13.98 | 14.78 | 13.34 | 8.77 |

TABLE 4. Inter-device speaker recognition evaluation (EER%) on x-vector method.

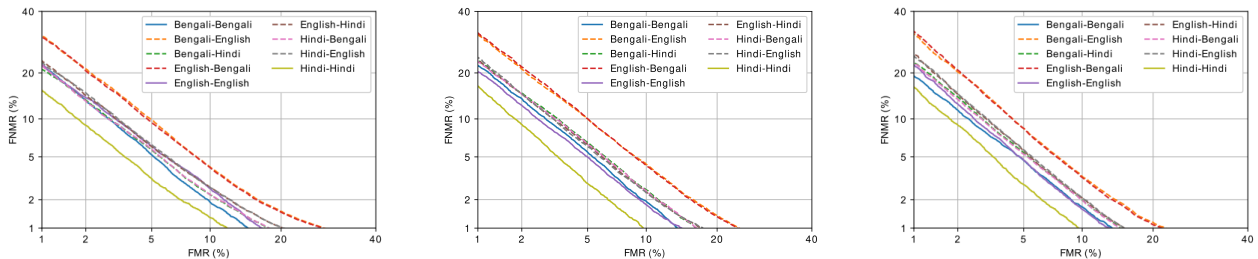
| Inter-device | iPhone 6s | iPhone 10 | iPhone 11 | Samsung S7 | Samsung S8 |
|--------------|-------------|-------------|-------------|-------------|-------------|
| iPhone 6s | 1.45 | 5.82 | 6.55 | 15.33 | 14.09 |
| iPhone 10 | 5.85 | 1.81 | 4.37 | 13.56 | 12.37 |
| iPhone 11 | 6.54 | 4.30 | 1.81 | 14.27 | 13.10 |
| Samsung S7 | 15.50 | 13.69 | 14.13 | 8.55 | 12.97 |
| Samsung S8 | 14.04 | 12.25 | 12.93 | 13.30 | 7.37 |

TABLE 5. Inter-device speaker recognition evaluation (EER%) on DltResNet method.

| Inter-device | iPhone 6s | iPhone 10 | iPhone 11 | Samsung S7 | Samsung S8 |
|--------------|-------------|-------------|-------------|-------------|-------------|
| iPhone 6s | 2.08 | 6.52 | 7.07 | 16.56 | 16.38 |
| iPhone 10 | 6.62 | 2.03 | 4.09 | 15.00 | 15.66 |
| iPhone 11 | 7.06 | 4.03 | 2.02 | 15.92 | 16.14 |
| Samsung S7 | 16.68 | 15.07 | 15.83 | 7.04 | 10.44 |
| Samsung S8 | 16.51 | 15.52 | 16.11 | 10.63 | 7.73 |

TABLE 6. Inter-language speaker recognition evaluation (EER%).

| Inter-language | i-vector | | | x-vector | | | DltResNet | | |
|----------------|-------------|-------------|-------------|-------------|------------|-------------|-------------|-------------|-------------|
| | English | Hindi | Bengali | English | Hindi | Bengali | English | Hindi | Bengali |
| English | 5.47 | 5.50 | 6.72 | 4.98 | 5.55 | 6.93 | 4.88 | 5.26 | 6.27 |
| Hindi | 5.58 | 4.16 | 5.33 | 5.45 | 4.0 | 5.60 | 5.32 | 3.95 | 5.15 |
| Bengali | 6.78 | 5.92 | 5.08 | 6.93 | 5.67 | 5.21 | 6.34 | 5.19 | 4.87 |

**FIGURE 14.** DET curves of inter-language speaker recognition experiments. Left: i-vector, middle: X-vector and right: DltResNet.

mismatch is presented in some previous works [21], [16], [17]. Our dataset comprises of the same subjects speaking three different languages, therefore, providing scope for inter-language speaker recognition evaluation. Table 6 shows the inter-language speaker recognition evaluations.

- The problem of language mismatch from enrollment to testing is observed in all three ASV methods.
- However, the drop in EER is not high but it is consistent across all the methods.
- It is important to notice that the training dataset contains multiple languages, and we assume that the extracted features contain language factors.
- Therefore, in the scenario of a small subset of languages

in training data, the language mismatch problem would be considerable.

B. FACE RECOGNITION

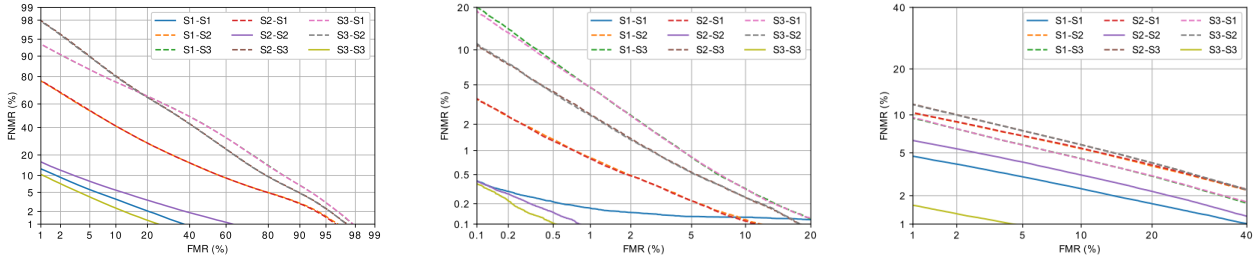
The robustness of face recognition algorithms in smartphones is evaluated in this section. Similar to speaker recognition, we have performed two dependency experiments, namely inter-session and inter-device. The three face recognition systems are examined in these experiments by taking 20 equally distributed frames in each video.

1) Inter-session

The session variability in face recognition is observed in this experiment.

TABLE 7. Inter session face recognition evaluation EER(%)

| Inter-session | LBP | | | FaceNet | | | Arcface | | |
|---------------|-------------|-------------|-------------|-------------|-------------|-------------|-------------|-------------|-------------|
| | S1 | S2 | S3 | S1 | S2 | S3 | S1 | S2 | S3 |
| S1 | 5.39 | 24.28 | 44.73 | 0.26 | 0.89 | 2.22 | 3.42 | 6.68 | 5.60 |
| S2 | 24.28 | 6.81 | 41.55 | 0.87 | 0.24 | 1.65 | 6.42 | 4.34 | 6.81 |
| S3 | 44.67 | 41.43 | 4.43 | 2.21 | 1.63 | 0.21 | 5.59 | 6.81 | 1.43 |

**FIGURE 15.** DET curves of inter-session face recognition experiments. Left: LBP, middle: FaceNet and right: ArcFace.**TABLE 8.** LBP face recognition performance EER(%) in inter-device scenario.

| Inter-device | iPhone 6s | iPhone 10 | iPhone 11 | Samsung S7 | Samsung S8 |
|--------------|-------------|-------------|-------------|-------------|-------------|
| iPhone 6s | 6.96 | 19.50 | 19.60 | 22.94 | 31.21 |
| iPhone 10 | 19.55 | 5.32 | 18.72 | 31.69 | 37.95 |
| iPhone 11 | 19.70 | 18.76 | 5.09 | 25.67 | 32.60 |
| Samsung S7 | 22.96 | 31.69 | 25.70 | 5.05 | 21.04 |
| Samsung S8 | 31.13 | 37.87 | 32.65 | 21.10 | 5.04 |

TABLE 9. FaceNet face recognition performance EER(%) in inter-device scenario.

| Inter-device | iPhone 6s | iPhone 10 | iPhone 11 | Samsung S7 | Samsung S8 |
|--------------|-------------|-------------|------------|-------------|-------------|
| iPhone 6s | 0.20 | 0.44 | 0.64 | 0.66 | 0.48 |
| iPhone 10 | 0.45 | 0.28 | 0.51 | 0.69 | 0.53 |
| iPhone 11 | 0.64 | 0.51 | 0.3 | 0.92 | 0.71 |
| Samsung S7 | 0.67 | 0.68 | 0.90 | 0.25 | 0.34 |
| Samsung S8 | 0.49 | 0.54 | 0.71 | 0.33 | 0.16 |

TABLE 10. Arcface face recognition performance EER(%) in inter-device scenario.

| Inter-device | iPhone 6s | iPhone 10 | iPhone 11 | Samsung S7 | Samsung S8 |
|--------------|-------------|-------------|-------------|-------------|-------------|
| iPhone 6s | 3.30 | 4.14 | 4.03 | 4.79 | 4.36 |
| iPhone 10 | 4.10 | 3.10 | 3.76 | 4.76 | 4.31 |
| iPhone 11 | 4.04 | 3.79 | 3.01 | 4.60 | 4.03 |
| Samsung S7 | 4.80 | 4.76 | 4.55 | 2.98 | 3.78 |
| Samsung S8 | 4.39 | 4.30 | 4.03 | 3.78 | 2.72 |

- Session 2 and session 3 data has non-uniform lighting on the face region. Therefore, the cross-session face recognition displayed a clear drop in the performance.
- FaceNet performed better in attributing the problem of session variability among the three face recognition methods while displaying near-zero error rates in the same session.
- Table 7 present the EER values for inter-session face recognition experiments.

2) Inter-device

The results from inter-device experiments on face recognition are shown in Tables 8, 9, 10.

- The LBP features based face recognition displayed a

high dependency on devices. When the device is the same in enrollment and testing, LBP features performed better face recognition. However, the recognition error has increased by three times when there is a miss-match in devices.

- Another observation is that the change in device manufacturer has also impacted face recognition similar to speaker recognition.
- FaceNet has displayed better face recognition considering the problem of device dependency. The drop in performance is observed, but it is not as consistent as other methods.
- ArcFace performed similarly to FaceNet in inter-device face recognition scenario.

- Although the EER is higher in ArcFace than FaceNet, the device mismatch has not impacted the performance very much.

C. AUDIO-VISUAL SPEAKER RECOGNITION

The audio-visual speaker recognition is performed by score-level fusion of best-performing face recognition and speaker recognition methods which are FaceNet and X-vector methods, respectively. The score fusion approach used in this work is a simple averaging of scores obtained in individual verification methods.

1) Inter-session variance

TABLE 11. Inter session Audio-Visual speaker recognition evaluation EER(%)

| Inter-session | S1 | S2 | S3 |
|---------------|-------------|-------------|-------------|
| S1 | 4.99 | 10.73 | 10.46 |
| S2 | 10.74 | 3.21 | 9.56 |
| S3 | 10.34 | 9.55 | 4.90 |

- The combination of audio and visual data displayed similar results as that of individual biometric algorithms. This is because of the simple score-level fusion method employed in our work.
- We assume that an adaptive fusion approach would improve the performance.
- However, it introduces a new dependency on biometric algorithms in the form of a fusion approach.
- Table 11 show the results of inter-session audio-visual fusion experiments. Figure 16 present the corresponding DET curves.

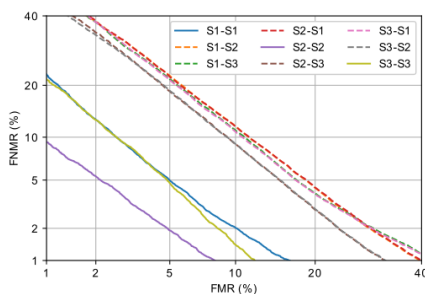


FIGURE 16. DET curves of inter-session experiments on Audio-Visual fusion of FaceNet and X-vector methods.

2) Inter-device variance

The inter-device experiments on audio-visual biometric recognition are carried out similar to the inter-session approach. The obtained results display the same observations as that of audio-visual inter-session biometric recognition. It is clear from these experiments that an efficient fusion approach is required to take the advantage bi-modal biometrics. Table 12 display the EER values of inter-device experiments using audio-visual fusion.

D. VULNERABILITY FROM PRESENTATION ATTACKS

The vulnerability of biometric recognition towards presentation attacks is examined in this section. The two types of presentation attacks created in this work are explained in Section III-D. The biometric recognition performance before and after the attacks is compared to check the robustness. When a presentation attack is not carried out, the performance is expressed in false non-match rate (FNMR) caused by zero-effort impostors. In presentation attacks, the vulnerability is presented as impostor attack presentation match rate (IAPMR).

1) Replay Attacks

The replay attacks are created by replaying an audio-visual biometric sample on a display and loudspeaker combination. The playback sample is recorded on one of the smartphones, namely the Samsung S8. The audio and face channels of replay attacks are examined for vulnerability individually on the two best performed biometric methods from the previous sections. For face recognition, FaceNet features are used, and for speaker recognition, X-vector features are employed.

- The impact of replay attack is presented in Table 13 in FNMR and IAPMR rates for zero-effort impostors and replay attacks, respectively.
- In face recognition, the vulnerability is observed as 96.87% IAPMR, representing the number of attacks being matched with bonafide samples.
- The speaker recognition method displayed 25.93% IAPMR when compared to 6.4% FNMR.
- The score distributions of bona fide, zero-effort impostors and replay presentation attacks are presented in Figures 17 and 18.

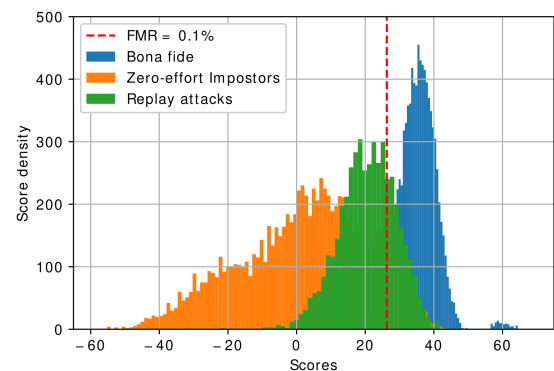


FIGURE 17. Audio Replay attacks score distribution tested on X-vector method.

2) Synthesized Attacks

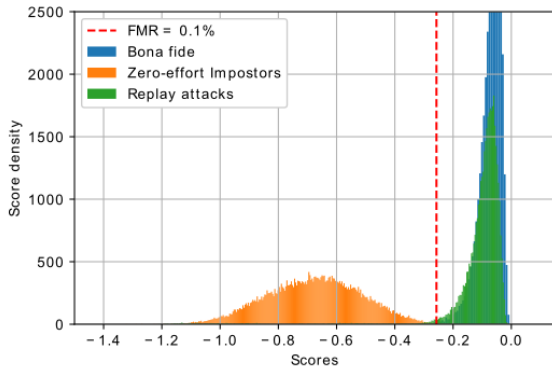
Synthesized attacks are logical access attacks where the attack sample is presented digitally to the biometric system.

TABLE 12. Inter-device performance (EER%) of score-level fusion of FaceNet and X-vector methods.

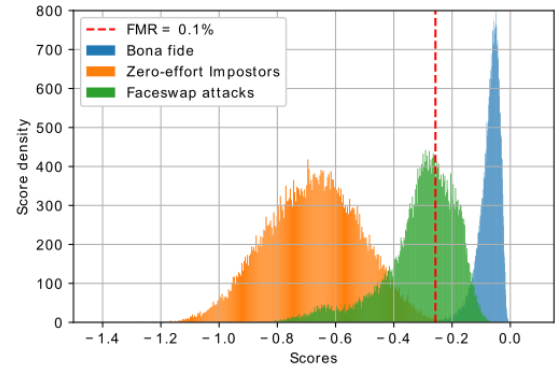
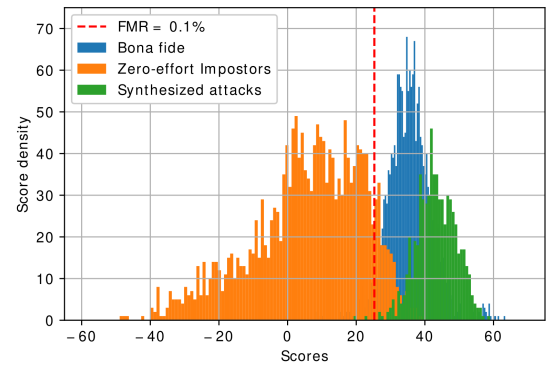
| Inter-device | iPhone 6s | iPhone 10 | iPhone 11 | Samsung S7 | Samsung S8 |
|--------------|-------------|-------------|-------------|-------------|-------------|
| iPhone 6s | 1.31 | 5.53 | 6.24 | 14.55 | 13.30 |
| iPhone 10 | 5.57 | 1.65 | 4.18 | 12.82 | 11.74 |
| iPhone 11 | 6.25 | 4.15 | 1.70 | 13.53 | 12.41 |
| Samsung S7 | 14.75 | 12.93 | 13.34 | 7.92 | 12.30 |
| Samsung S8 | 13.28 | 11.54 | 12.30 | 12.59 | 6.81 |

TABLE 13. Replay attack vulnerability on Face and Voice. FMR = 0.1%

| Biometric Algorithm | Zero-Effort impostors | Replay Attacks |
|---------------------|-----------------------|----------------|
| | FNMR | IAPMR |
| FaceNet | 0.09% | 96.87% |
| X-vector | 6.4% | 25.93% |

**FIGURE 18.** Video Replay attacks score distribution tested on FaceNet method.

- The vulnerability evaluation on FaceNet based face recognition shows a 38.77% IAPMR, and the score distributions are presented in Figure 19.
- The speech synthesis is carried out using wavenet-vocoder, and the attacks displayed 99.68% IAPMR.
- The score distributions are presented in Figure 20.

**FIGURE 19.** Video face swap attacks on source score distribution**FIGURE 20.** Voice wavenet synthesized attacks score distribution**TABLE 14.** Synthesized attack vulnerability on Face and Voice. FMR = 0.1%

| Biometric Algorithm | Zero-Effort impostors | Synthesized Attacks |
|---------------------|-----------------------|---------------------|
| | FNMR | IAPMR |
| FaceNet | 0.21% | 38.77% |
| X-vector | 5.59% | 99.68% |

3) Audio-Visual Presentation Attacks

The vulnerability of audio-visual presentation attacks is examined with the help of fusion of presentation attacks on AV recognition methods explained in Section V-C. The replay attacks and synthesized attacks are performed in individual biometric modalities and the attack scores are fused to calculate final scores. The impact of the audio-visual attacks is presented in Table 15 on two different attacks. Similarly, the score distributions are shown in Figures 21, 22.

- The results indicate that audio-visual fusion is vulnerable to presentation attacks.
- The problem of replay attacks is less compared to the synthesized attacks.
- Although, the replay attacks on face recognition displayed highest vulnerability, the AV fusion approach

TABLE 15. Audio-Visual replay attacks vulnerability on AV fusion method at FMR = 0.1%

| Attack Type | Zero-Effort impostors | Presentation Attacks |
|---------------------|-----------------------|----------------------|
| | FNMR | IAPMR |
| Replay Attacks | 5.29% | 28.46% |
| Synthesized Attacks | 4.64% | 99.83% |

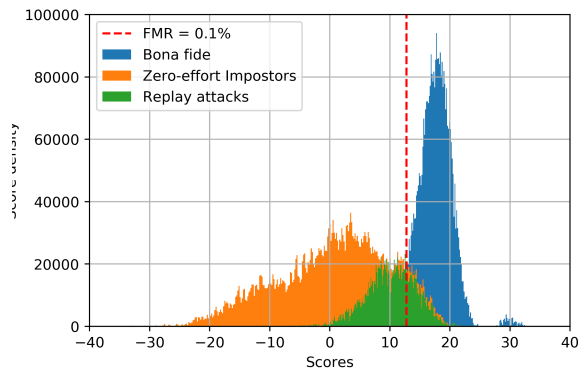


FIGURE 21. Audio-Visual replay attack score distribution

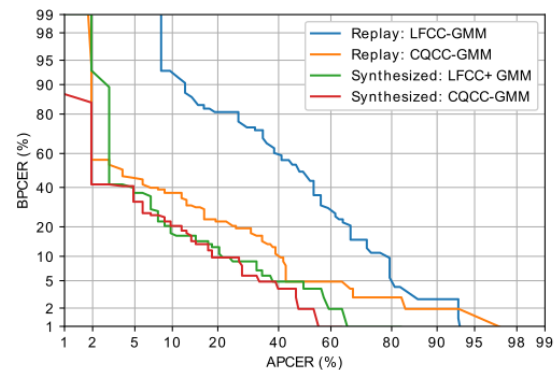


FIGURE 23. Voice PAD evaluation of attacks using baseline methods

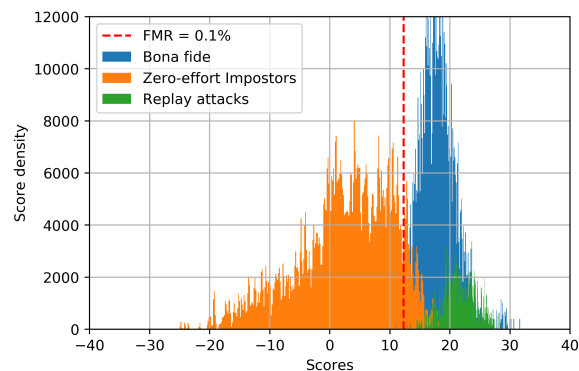


FIGURE 22. Audio-Visual synthesized attack score distribution

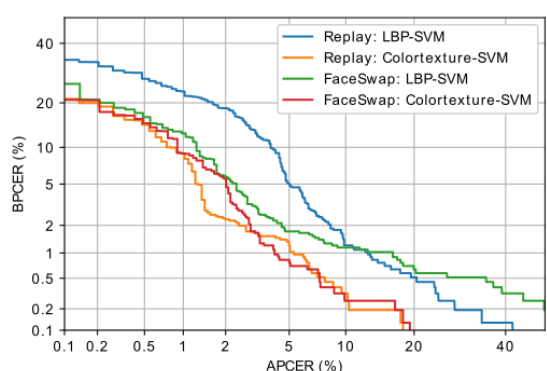


FIGURE 24. Face PAD evaluation of attacks

appears to have the ability to overcome this problem. However, the similar observation is not seen in synthesized attacks.

- Thus, the AV fusion recognition approach has the vulnerability due to combined AV presentation attacks.

E. PRESENTATION ATTACK DETECTION

The presentation attack detection experiments are performed using baseline PAD methods. The attack data is partitioned into three sets namely training, developing and testing with 35%, 35% and 30% of bona fide and attack samples, respectively. Each partition includes data from a unique set of subjects. We have chosen the baseline approaches used in Automatic Speaker Verification Spoofing and Countermeasures Challenge (ASVspoof) for speaker recognition PAD in 2019. See Section IV-C. For face recognition, we opted the two best-performing methods from the face PAD methods used in [30]. Tables 16 and 17 show the results of the PAD methods in terms of D-EER, BPCER at APCER = 5% and BPCER at APCER = 10%. The DET curves in figures 23 and 24 present the performance of PAD methods.

- The voice PAD results indicate that the baseline methods are not able to detect the attacks.

- Alongside, replay attacks are difficult to detect when compared to synthesized attacks. In contradictory, both face PAD methods performed well in detecting the attacks.
- The voice PAD methods are tested on the whole speech sample, where the face PAD methods are performed on detected face images in individual frames.
- Therefore, it is reasonable to assume that this could be the reason for the difference in performance.

1) Multimodal PAD

The presentation attacks on both modalities is possible with sophisticated equipment. The PAD methods should be able to detect the attacks before the verification process. In this experiment, we have fused the PAD scores from CQCC-GMM method and Color texture-SVM method to compute multimodal PAD scores. We have used a sum rule based fusion to combine two PAD methods. The table 18 shows the results of multimodal PAD approach and Figure 25 shows the PAD performance on two different types of attacks.

- The replay attacks are observed to be difficult to detect compared to synthesized attacks. The performance of multimodal PAD is similar to individual PAD in regards

TABLE 16. Speaker recognition presentation attack detection.

| Attack type | LFCC-GMM | | | CQCC-GMM | | |
|------------------|----------|---------|----------|----------|---------|----------|
| | D-EER | BPCER_5 | BPCER_10 | D-EER | BPCER_5 | BPCER_10 |
| Replay Attacks | 44.14% | 100% | 93.15% | 20.49% | 45.63% | 36.89% |
| Speech Synthesis | 14.00% | 39.82% | 20.38% | 14.08% | 40.77% | 22.33% |

TABLE 17. Face recognition presentation attack detection.

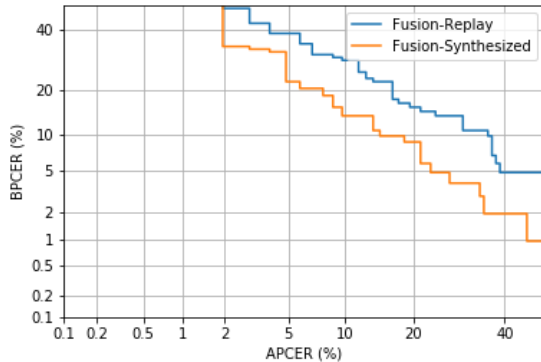
| Attack type | LBP-SVM | | | Color texture-SVM | | |
|----------------|---------|---------|----------|-------------------|---------|----------|
| | D-EER | BPCER_5 | BPCER_10 | D-EER | BPCER_5 | BPCER_10 |
| Replay Attacks | 4.96% | 5.07% | 1.28% | 2.15% | 1.35% | 0.32% |
| FaceSwap | 2.99% | 1.74% | 1.15% | 2.54% | 0.83% | 0.26% |

TABLE 18. Fusion of audio-visual PAD methods.

| Attack type | Fusion PAD | | |
|----------------|------------|---------|----------|
| | D-EER | BPCER_5 | BPCER_10 |
| Replay Attacks | 16.99% | 38.83% | 30.10% |
| Synthesized | 11.87% | 32.04% | 15.54% |

to the types of attacks.

- The multimodal PAD does not improve the attack detection performance. The reason for this could be the usage of simple sum rule based fusion.
- The co-related and complementary information between audio and visual domains is not taken into account in this fusion approach. Therefore, multimodal PAD does not show any promising improvement over individual PAD approaches.

**FIGURE 25.** Fusion of CQCC and Color texture PAD methods .

VI. CONCLUSION

Smartphone biometrics have emerged into advanced security applications like banking transactions and identity verification. The built-in biometric systems by the smartphone manufacturers can be utilized for this purpose. However, it is difficult to entirely rely on the built-in systems due to the variance in sensors and unknown algorithms embedded into smartphones. In this direction, it is possible to use the default sensors in smartphones like cameras and microphones. Therefore, in this work, we have developed a multidimen-

sional smartphone audio-visual dataset that includes different languages, devices, sessions, and texts. We have presented in this paper some of the previous works on building an audio-visual dataset and discussed our multi-lingual smartphone audio-visual (MAVS) dataset.

Further, we have performed experiments on examining the robustness of state-of-the-art biometric algorithms in two directions. The first direction concerns about the problem of algorithm dependencies that include signal noise, capturing device and speech language. We have prepared inter-session, inter-device and inter-language experiments and presented the results. In the second direction, presentation attacks are evaluated for the vulnerability of biometric algorithms and the performance of baseline PAD algorithms. The results show the requirement of robust audio-visual biometrics algorithms to deal with the problems of multiple dependencies and presentation attacks. The proposed dataset would help the research community in developing advanced biometric algorithms and presentation attack detection approaches.

A. FUTURE WORK

The MAVS dataset is made publicly available for research purposes¹⁴. The proposed dataset can be used in multiple directions in smartphone audio-visual research. The future work in this research direction using the dataset is as follows.

- 1) Novel biometric algorithms are modelled by identifying various problems that question the robustness of smartphone authentication.
- 2) The authentication technology through biometrics can be improved via Audio-visual person recognition through the efficient usage of complementary information between audio and visual modalities.
- 3) The dataset contains subjects of different ages ranging from 18 to 48 years and gender labels (70 male and 33 female). Therefore, the dataset can be used for studying the gender classification and fairness. Further, the audio data from three different languages can be used for language detection.
- 4) The correlated information between biometric cues are used to propose advance presentation attack detection

¹⁴MAVS dataset request form: https://docs.google.com/forms/d/e/1FAIpQLSfTMqnQj8KNoUi1Ms1tx8Ewgil2l4wAAJVaKUJs6VkWfjAo4w/viewform?usp=sf_link

algorithms towards unknown and unseen attacks. E.g. lip-sync, correlated biometric data.

- 5) Generalizable biometric algorithms are developed in smartphone environment for real-world applications across different devices and capturing conditions.

ACKNOWLEDGMENT

We acknowledge the Idiap Research Institute and Prof. Sébastien Marcel for the data capture mobile application developed as a part of SWAN (Secured access over Wide Area Network) project funded by the Research Council of Norway (Grant No. IKTPLUSS 248030/O70).

REFERENCES

- [1] Petar S Aleksic and Aggelos K Katsaggelos. An audio-visual person identification and verification system using faps as visual features. Works. Multimedia User Authentication, Santa Barbara, CA, 2003.
- [2] Enrique Bailly-Baillière, Samy Bengio, Frédéric Bimbot, Miroslav Hamouz, Josef Kittler, Johnny Mariéthoz, Jiri Matas, Kieron Messer, Vlad Popovici, Fabienne Porée, et al. The banca database and evaluation protocol. In International conference on Audio-and video-based biometric person authentication, pages 625–638. Springer, 2003.
- [3] Zinelabidine Boulkenafet, Jukka Komulainen, and Abdenour Hadid. Face anti-spoofing based on color texture analysis. In 2015 IEEE international conference on image processing (ICIP), pages 2636–2640. IEEE, 2015.
- [4] Ivana Chingovska, Andre Rabello Dos Anjos, and Sébastien Marcel. Biometrics evaluation under spoofing attacks. IEEE transactions on Information Forensics and Security, 9(12):2264–2276, 2014.
- [5] N. Dehak, P. J. Kenny, R. Dehak, P. Dumouchel, and P. Ouellet. Front-end factor analysis for speaker verification. IEEE Transactions on Audio, Speech, and Language Processing, 19(4):788–798, 2011.
- [6] Jiankang Deng, Jia Guo, Niannan Xue, and Stefanos Zafeiriou. Arcface: Additive angular margin loss for deep face recognition. In Proceedings of the IEEE/CVF Conference on Computer Vision and Pattern Recognition, pages 4690–4699, 2019.
- [7] Brian Dolhansky, Russ Howes, Ben Pfau, Nicole Baram, and Cristian Canton Ferrer. The deepfake detection challenge (dfdc) preview dataset. arXiv preprint arXiv:1910.08854, 2019.
- [8] Niall A Fox, Brian A O’Mullane, and Richard B Reilly. Valid: A new practical audio-visual database, and comparative results. In International Conference on Audio-and Video-Based Biometric Person Authentication, pages 777–786. Springer, 2005.
- [9] Yongtao Hu, Jimmy SJ Ren, Jingwen Dai, Chang Yuan, Li Xu, and Wenping Wang. Deep multimodal speaker naming. In Proceedings of the 23rd ACM international conference on Multimedia, pages 1107–1110. ACM, 2015.
- [10] Gary B Huang, Marwan Mattar, Tamara Berg, and Eric Learned-Miller. Labeled faces in the wild: A database for studying face recognition in unconstrained environments. In Workshop on faces in ‘Real-Life’ Images: detection, alignment, and recognition, 2008.
- [11] ISO/IEC JTC1 SC37 Biometrics. ISO/IEC 19795-4:2008. Information Technology – Biometric Performance Testing and Reporting – Part 4: Testing methodologies for technology and scenario evaluation. International Organization for Standardization and International Electrotechnical Committee, 2008.
- [12] ISO/IEC JTC1 SC37 Biometrics. ISO/IEC 30107-1. Information Technology - Biometric presentation attack detection - Part 1: Framework. International Organization for Standardization, 2016.
- [13] Keith Ito and Linda Johnson. The lj speech dataset. <https://keithito.com/LJ-Speech-Dataset/>, 2017.
- [14] Pavel Korshunov and Sébastien Marcel. Deepfakes: a new threat to face recognition? assessment and detection. arXiv preprint arXiv:1812.08685, 2018.
- [15] Nam Le and Jean-Marc Odobez. Robust and discriminative speaker embedding via intra-class distance variance regularization. In Interspeech, pages 2257–2261, 2018.
- [16] Lantian Li, Dong Wang, Askar Rozi, and Thomas Fang Zheng. Cross-lingual speaker verification with deep feature learning. In 2017 Asia-Pacific Signal and Information Processing Association Annual Summit and Conference (APSIPA ASC), pages 1040–1044. IEEE, 2017.
- [17] Hareesh Mandalapu, Thomas Møller Elbo, Raghavendra Ramachandra, and Christoph Busch. Cross-lingual speaker verification: Evaluation on x-vector method. 2020.
- [18] Hareesh Mandalapu, Aravinda Reddy P N, Raghavendra Ramachandra, Krothapalli Sreenivasa Rao, Pabitra Mitra, S. R. Mahadeva Prasanna, and Christoph Busch. Audio-visual biometric recognition and presentation attack detection: A comprehensive survey. IEEE Access, 9:37431–37455, 2021.
- [19] Chris McCool and Sébastien Marcel. Mobio database for the icpr 2010 face and speech competition. Technical report, Idiap, 2009.
- [20] Kieron Messer, Jiri Matas, Josef Kittler, Juergen Luetttin, and Gilbert Maitre. Xm2vtsdb: The extended m2vts database. In Second international conference on audio and video-based biometric person authentication, volume 964, pages 965–966, 1999.
- [21] A. Misra and J. H. L. Hansen. Spoken language mismatch in speaker verification: An investigation with nist-sre and crss bi-ling corpora. In 2014 IEEE Spoken Language Technology Workshop (SLT), pages 372–377, 2014.
- [22] Petr Motlicek, Laurent El Shafey, Roy Wallace, Christopher McCool, and Sébastien Marcel. Bi-modal authentication in mobile environments using session variability modelling. In Proceedings of the 21st International Conference on Pattern Recognition (ICPR2012), pages 1100–1103. IEEE, 2012.
- [23] Yuval Nirkin, Yosi Keller, and Tal Hassner. Fsgan: Subject agnostic face swapping and reenactment. In Proceedings of the IEEE/CVF International Conference on Computer Vision, pages 7184–7193, 2019.
- [24] Aaron van den Oord, Sander Dieleman, Heiga Zen, Karen Simonyan, Oriol Vinyals, Alex Graves, Nal Kalchbrenner, Andrew Senior, and Koray Kavukcuoglu. Wavenet: A generative model for raw audio. arXiv preprint arXiv:1609.03499, 2016.
- [25] Javier Ortega-Garcia, Julian Fierrez, Fernando Alonso-Fernandez, Javier Galbally, Manuel R Freire, Joaquin Gonzalez-Rodriguez, Carmen Garcia-Mateo, Jose-Luis Alba-Castro, Elisardo Gonzalez-Agulla, Enrique Otero-Muras, et al. The multisenario multi-environment biosecure multimodal database (bmdb). IEEE Transactions on Pattern Analysis and Machine Intelligence, 32(6):1097–1111, 2009.
- [26] Omkar M Parkhi, Andrea Vedaldi, and Andrew Zisserman. Deep face recognition. 2015.
- [27] Stéphane Pigeon and Luc Vandendorpe. The m2vts multimodal face database (release 1.00). In Josef Bigün, Gérard Chollet, and Gunilla Borgefors, editors, Audio- and Video-based Biometric Person Authentication, pages 403–409, Berlin, Heidelberg, 1997. Springer Berlin Heidelberg.
- [28] Simon Prince, Peng Li, Yun Fu, Umar Mohammed, and James Elder. Probabilistic models for inference about identity. IEEE Transactions on Pattern Analysis and Machine Intelligence, 34(1):144–157, 2011.
- [29] Raghavendra Ramachandra and Christoph Busch. Presentation attack detection methods for face recognition systems: A comprehensive survey. ACM Computing Surveys (CSUR), 50(1):1–37, 2017.
- [30] Raghavendra Ramachandra, Martin Stokkenes, Amir Mohammadi, Sushma Venkatesh, Kiran Raja, Pankaj Wasnik, Eric Poirer, Sébastien Marcel, and Christoph Busch. Smartphone multi-modal biometric authentication: Database and evaluation. arXiv preprint arXiv:1912.02487, 2019.
- [31] Ajita Rattani and Reza Derakhshani. A survey of mobile face biometrics. Computers & Electrical Engineering, 72:39–52, 2018.
- [32] Olaf Ronneberger, Philipp Fischer, and Thomas Brox. U-net: Convolutional networks for biomedical image segmentation. In International Conference on Medical image computing and computer-assisted intervention, pages 234–241. Springer, 2015.
- [33] Andreas Rossler, Davide Cozzolino, Luisa Verdoliva, Christian Riess, Justus Thies, and Matthias Nießner. Faceforensics++: Learning to detect manipulated facial images. In Proceedings of the IEEE/CVF International Conference on Computer Vision, pages 1–11, 2019.
- [34] Md Sahidullah, Tomi Kinnunen, and Cemal Haniçli. A comparison of features for synthetic speech detection. 2015.
- [35] Conrad Sanderson. The vidmit database. Technical report, IDIAP, 2002.
- [36] Conrad Sanderson and Brian C Lovell. Multi-region probabilistic histograms for robust and scalable identity inference. In International conference on biometrics, pages 199–208. Springer, 2009.
- [37] Florian Schroff, Dmitry Kalenichenko, and James Philbin. Facenet: A unified embedding for face recognition and clustering. In Proceedings of the IEEE conference on computer vision and pattern recognition, pages 815–823, 2015.

- [38] A. F. Sequeira, J. C. Monteiro, A. Rebelo, and H. P. Oliveira. Mobbio: A multimodal database captured with a portable handheld device. In 2014 International Conference on Computer Vision Theory and Applications (VISAPP), volume 3, pages 133–139, Jan 2014.
- [39] D. Snyder, D. Garcia-Romero, G. Sell, D. Povey, and S. Khudanpur. X-vectors: Robust dnn embeddings for speaker recognition. In 2018 IEEE International Conference on Acoustics, Speech and Signal Processing (ICASSP), pages 5329–5333, April 2018.
- [40] Massimiliano Todisco, Héctor Delgado, and Nicholas WD Evans. A new feature for automatic speaker verification anti-spoofing: Constant q cepstral coefficients. In Odyssey, volume 2016, pages 283–290, 2016.
- [41] Massimiliano Todisco, Xin Wang, Ville Vestman, Md Sahidullah, Héctor Delgado, Andreas Nautsch, Junichi Yamagishi, Nicholas Evans, Tomi Kinnunen, and Kong Aik Lee. Asvspoof 2019: Future horizons in spoofed and fake audio detection. arXiv preprint arXiv:1904.05441, 2019.
- [42] Tsuhan Chen. Audiovisual speech processing. IEEE Signal Processing Magazine, 18(1):9–21, 2001.
- [43] Ting-Chun Wang, Ming-Yu Liu, Jun-Yan Zhu, Andrew Tao, Jan Kautz, and Bryan Catanzaro. High-resolution image synthesis and semantic manipulation with conditional gans. In Proceedings of the IEEE conference on computer vision and pattern recognition, pages 8798–8807, 2018.
- [44] Huikai Wu, Shuai Zheng, Junge Zhang, and Kaiqi Huang. Gp-gan: Towards realistic high-resolution image blending. In Proceedings of the 27th ACM international conference on multimedia, pages 2487–2495, 2019.
- [45] Xin Yang, Yuezun Li, and Siwei Lyu. Exposing deep fakes using inconsistent head poses. In ICASSP 2019-2019 IEEE International Conference on Acoustics, Speech and Signal Processing (ICASSP), pages 8261–8265. IEEE, 2019.
- [46] Kaipeng Zhang, Zhanpeng Zhang, Zhifeng Li, and Yu Qiao. Joint face detection and alignment using multitask cascaded convolutional networks. IEEE Signal Processing Letters, 23(10):1499–1503, 2016.



tion.

HAREESH MANDALAPU received M.Tech. degree in Computer Science from University of Hyderabad in 2015 and M.S. in Erasmus Masters CIMET from Université Jean Monnet, France in 2017. He is currently pursuing the Ph.D. degree in Information Security and Communication Technology from Norwegian University of Science and Technology, Gjøvik, Norway. His research interests include audio-visual biometrics, presentation attack detection and multilingual speaker recognition.



ARAVINDA REDDY P N received M.Tech. degree in Signal Processing from Visvesvaraya Technological University Belgaum in 2014. He is currently pursuing Ph.D. degree in Advanced Technology Development Centre, Indian Institute of Technology Kharagpur, Kharagpur, West Bengal, India. His research interests include automatic speech recognition, audio-visual biometrics, presentation attack detection.



RAGHAVENDRA RAMACHANDRA obtained his Ph.D. in Computer Science and Technology from the University of Mysore, Mysore India and Institute Telecom, and Telecom Sudparis, Evry, France (carried out as a collaborative work) in 2010. He is currently appointed as a Full Professor with the Institute of Information Security and communication technology (IIK), Norwegian University of Science and Technology (NTNU), Gjøvik, Norway. He was a Researcher with the Istituto Italiano di Tecnologia, Genoa, Italy, where he worked with video surveillance and social signal processing. His main research interests include Deep Learning, statistical pattern recognition, data fusion schemes, and random optimization, with applications to biometrics, multimodal biometric fusion, human behaviour analysis, and crowd behaviour analysis. He has authored several papers and is a reviewer for several international conferences and journals. He also holds several patents in biometric presentation attack detection. He was/is also involved in various conference organizing and program committees and serving as an associate editor for various journals. He was/is participating (as PI/Co-PI/contributor) in several EU projects, IARPA USA and other national projects. He has served as an editor for ISO/IEC 24722 standards on multimodal biometrics and an active contributor for ISO/IEC SC 37 standards on biometrics. He has received several best paper awards, and he is also a senior member of IEEE.



supervised 7 PhDs and 14 MS (by research) in different issues related to speech processing.

KROTHAPALLI SREENIVASA RAO received the B.Tech degree in Electronics and communication from RVR college of engineering in 1990 and received M.E degree in Communication Systems from PSG Tech, Coimbatore, India, in 2006. and received PhD from Dept of Computer Science and Engineering, IIT Madras, Chennai, India in 2004. Currently, he is working as Professor in Department of Computer Science and Engineering, IIT Kharagpur, Kharagpur, West Bengal, India. He has



PABITRA MITRA received the B.Tech degree Electrical Engineering, IIT Kharagpur, Kharagpur, India in 1996 and received PhD from Dept Computer Science and Engineering, Indian Statistical Institute, Kolkata, India in 2005. Currently, he is working as Professor in Department of Computer Science and Engineering, IIT Kharagpur, Kharagpur, West Bengal, India. He has supervised 8 PhDs and 12 MS (by research) in different issues related to AI and Machine learning.



S.R. MAHADEVA PRASANNA received the B.Tech degree in Electronics and communication from SSIT Tumakuru, Tumakuru, Karnataka, India in 1994 and received M.Tech degree in Industrial Electronics from NIT Surathkal, Surathkal, Karnataka, India in 1997 and received PhD from Dept of Computer Science and Engineering, IIT Madras, Chennai, India in 2004. Currently, he is working as Professor in Department of Electrical Engineering, IIT Dharwad, Dharwad, Karnataka, India. He has supervised 13 PhDs in different issues related to speech processing.



CHRISTOPH BUSCH (Senior Member, IEEE) is a member of the Department of Information Security and Communication Technology (IHK), Norwegian University of Science and Technology (NTNU), Norway. He holds a joint appointment with the Faculty of Computer Science, Hochschule Darmstadt (HDA), Germany. Furthermore, he has been a Lecturer of biometric systems with the Technical University of Denmark (DTU), since 2007. He coauthored more than 400 technical papers and has been a speaker at international conferences. He is a convenor of WG3 in ISO/IEC JTC1 SC37 on biometrics and an active member of CEN TC 224 WG18. He served for various program committees, such as NIST IBPC, ICB, ICHB, BSI-Congress, GI-Congress, DACH, WEDELMUSIC, and EUROGRAPHICS, and served for several conferences, journals, and magazines as a Reviewer such as ACM-SIGGRAPH, ACM-TISSEC, the IEEE Computer Graphics and Applications, the IEEE Transactions on Signal Processing, the IEEE Transactions on Information Forensics and Security, the IEEE Transactions on Pattern Analysis and Machine Intelligence, and the Computers and Security journal (Elsevier). Furthermore, on behalf of Fraunhofer, he chairs the biometrics working group of the TeleTrusT association as well as the German standardization body on biometrics (DIN-NIA37). He is also an Appointed Member of the Editorial Board of the IET Biometrics journal and the IEEE Transactions on Information Forensics and Security journal.

...