

Influence of database noises to machine learning for spatiotemporal chaos

Yu Yang¹, Shijie Qin¹, and Shijun Liao^{1,2*}

¹ Center of Advanced Computing, School of Naval Architecture,
Ocean and Civil Engineering, Shanghai Jiaotong University, China and
² School of Physics and Astronomy, Shanghai Jiaotong University, China

A new strategy, namely the “clean numerical simulation” (CNS), was proposed (J. Computational Physics, 418:109629, 2020) to gain reliable/convergent simulations (with negligible numerical noises) of spatiotemporal chaotic systems in a long enough interval of time, which provide us benchmark solution for comparison. Here we illustrate that machine learning (ML) can always give good enough fitting predictions of a spatiotemporal chaos by using, separately, two quite different training sets: one is the “clean database” given by the CNS with negligible numerical noises, the other is the “polluted database” given by the traditional algorithms in single/double precision with considerably large numerical noises. However, even in statistics, the ML predictions based on the “polluted database” are quite different from those based on the “clean database”. It illustrates that the database noises have huge influences on ML predictions of some spatiotemporal chaos, even in statistics. Thus, we must use a “clean” database for machine learning of some spatiotemporal chaos. This surprising result might open a new door and possibility to study machine learning.

It was first discovered by Poincaré [1] that noises (or uncertainty) increase exponentially for chaotic dynamic systems due to the sensitivity dependence on initial conditions (SDIC). The same phenomena was rediscovered by Lorenz [2] in 1963 with a more popular name “butterfly-effect”: for a chaotic system, a tiny variation of initial condition might lead to a huge difference of numerical simulations after a long enough time [3, 4]. Furthermore, Lorenz [5] discovered that computer-generated simulations of a chaotic system given by traditional methods (such as Runge-Kutta method and so on) in single/double precision are sensitive not only to initial conditions but also to numerical algorithms.

To overcome the above-mentioned limitations of traditional algorithms for chaotic systems, Liao [6, 7] proposed a new numerical strategy, called the “Clean Numerical Simulation” (CNS). The CNS can greatly reduce the global numerical noises to a required tiny level so that a reliable (replicable) simulation can be obtained in the whole spatial domain within a controllable interval of time $0 \leq t \leq T_c$, where T_c is called “critical predictable time”. Thus, the CNS can provide us a reliable, true simulation of chaos in a long enough interval of time, which can be used as a *benchmark* solution. The CNS has been successfully applied to gain reliable computer-generated simulations of many chaotic systems, such as Lorenz system [6, 8], three-body systems [9–12], some spatiotemporal chaotic systems [13–15], two-dimensional Rayleigh-Bénard turbulence [16], and so on. All of these illustrate the validity of the CNS.

Currently, machine learning (ML) [17–28] has been successfully applied in predicting evolution of many nonlinear dynamic system. Particularly, the reservoir computing (RC) [20–28] has shown significant success in modelling chaotic systems, which can alleviate the difficulty in learning recurrent connections of recurrent neu-

ral networks (RNNs) and besides decrease training cost.

However, all computer-generated chaotic simulations, which were used as database to evaluate performance of machine learning before, were given by the traditional algorithms in single/double precision, so that they contain considerably large numerical noises and thus unavoidably have great deviations from their corresponding “true” trajectories, due to the butterfly-effect of chaos. In other words, these databases contain large artificial *noises*: they are “polluted database” for machine learning. On the other side, using the CNS, one can gain a true/reliable simulation of chaos in a long enough interval of time, which as a benchmark solution can provide us a “clean database” for machine learning. These two computer-generated chaotic simulations of the same equation under the same initial/boundary conditions provide us two different training sets for machine learning. Obviously, we can use the “clean database” as a benchmark to investigate whether or not the ML predictions based on the “polluted database” have huge differences from those based on the “clean database”. This can reveal the influence of database noise to machine learning, which has been almost neglected by the ML community.

Without loss of generality, let us consider here the Kuramoto-Sivashinsky (KS) equation

$$U_t + UU_x + U_{xx} + U_{xxxx} = 0, \quad 0 \leq x \leq L, \quad (1)$$

which is a prototypical model of spatiotemporal chaos. Like Khellat and Vasegh [29], we choose the initial condition

$$U(x, 0) = -\sin(\alpha x) + \cos(\alpha x) + \sin(2\alpha x) - \cos(2\alpha x) \quad (2)$$

and the periodic boundary condition $U(0, t) = U(L, t)$, where $\alpha = 2\pi/L$. Following Lu *et al.* [30] and Lin &

Lu [31], we choose here $L = 21.55$, which leads to 3 linearly unstable modes with the maximum Lyapunov exponent $\Lambda_{max} \approx 0.04$, corresponding to the Lyapunov time $T_L = 1/\Lambda_{max} \approx 25$.

An effective CNS algorithm for spatiotemporal chaos was proposed by Hu & Liao [13]. First of all, $U(x, t)$ is discretized at N equidistant points, say, $x_k = k\Delta x$, where $k = 0, 1, 2, \dots, N-1$ and $\Delta x = L/N$. Thus, $U(x, t)$ is approximated by a set of N discretized time series

$$\{U(x_0, t), U(x_1, t), U(x_2, t), U(x_3, t), \dots, U(x_{N-1}, t)\}.$$

The key point of the CNS [13–15] is to reduce the global numerical noises (i.e. both of truncation error and round-off error) so greatly that, in a long enough interval of time, these noises are negligible, i.e. much smaller than $U(x, t)$ here. In the frame of the CNS, the high-order Taylor expansion method

$$U(x_k, t + \Delta t) = U(x_k, t) + \sum_{m=1}^M U^{[m]}(x_k, t)(\Delta t)^m \quad (3)$$

is used to reduce the truncation error in the temporal dimension, where M is the order of Taylor expansion, Δt is time-step, with the definition

$$U^{[m]}(x_k, t) = \frac{1}{m!} \frac{\partial^m U(x_k, t)}{\partial t^m}.$$

Obviously, the temporal truncation error can be reduced to a required tiny level as long as M is large enough and Δt is reasonably small. Differentiating $(m-1)$ times on both sides of Eq. (1) with respect to t and then dividing them by $m!$, we have

$$U^{[m]}(x_k, t) = -\frac{1}{m} \left[\sum_{j=0}^{m-1} U^{[j]}(x_k, t) U_x^{[m-1-j]}(x_k, t) + U_{xx}^{[m-1]}(x_k, t) + U_{xxx}^{[m-1]}(x_k, t) \right], \quad (4)$$

where $m \geq 1$, $U^{[0]}(x_k, t) = U(x_k, t)$ and

$$U_x^{[j]}(x_k, t) = \left. \frac{\partial U^{[j]}}{\partial x} \right|_{x=x_k}, U_{xx}^{[j]}(x_k, t) = \left. \frac{\partial^2 U^{[j]}}{\partial x^2} \right|_{x=x_k},$$

and so on. In the frame of the CNS, the spatial derivatives, such as $U_x^{[j]}(x_k, t)$, $U_{xx}^{[j]}(x_k, t)$ and $U_{xxx}^{[j]}(x_k, t)$ in Eq. (4), are calculated in rather high accuracy by means of the Fourier series of $U(x, t)$ in space, so as to reduce the spatial truncation error. Here, the fast Fourier transform (FFT) algorithm is used. Thus, we can obtain an accurate enough approximation of the spatial derivatives as long as the mode-number N of the spatial Fourier series is large enough. In this way, the spatial truncation error can be reduced to a required tiny level, too. For details, please refer to Hu & Liao [13].

In addition, unlike traditional algorithms that mostly use single/double precision, the multiple-precision [32]

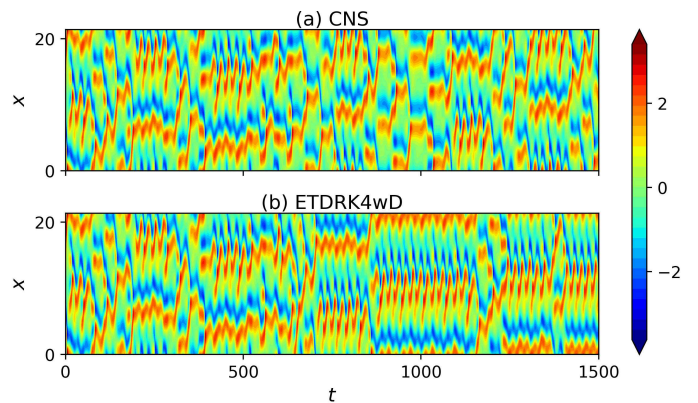


FIG. 1. Spatio-temporal trajectories of $U(x, t)$ of the KS equation, given by the CNS (a) and the traditional algorithm ETDRK4wD (b), respectively.

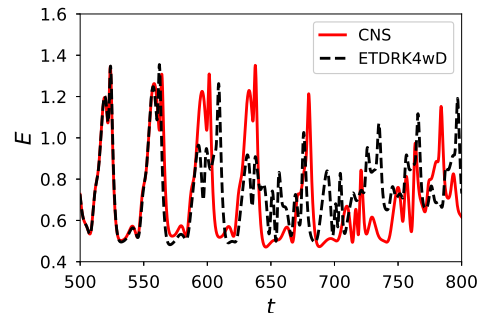


FIG. 2. Comparison of the total energy $E(t) = \frac{1}{2L} \int_0^L U^2(x, t) dx$ given by the CNS and the ETDRK4wD.

with a large number of significant digits is employed in the frame of the CNS for *all* physical/numerical variables and parameters so as to reduce the round-off error to a required tiny level. In practice, in order to gain simulations more efficiently, the variable step-size (VS) scheme [33] is applied in the temporal dimension with a given allowed tolerance tol of the governing equations. Besides, since the round-off error should be in the same level of the (temporal) truncation error, we always set the allowed tolerance $tol = 10^{-N_s}$, where N_s is the number of significant digits in multiple precision [32]. In this way, we can *globally* control the spatial and temporal truncation errors by choosing a large enough mode-number N of the spatial Fourier series and a large enough number N_s of significant digits for multiple precision [32], which corresponds to a small enough temporal allowed tolerance $tol = 10^{-N_s}$ of the governing equation by means of the VS scheme [33]. For details, please refer to Hu & Liao [13].

Furthermore, to guarantee the reliability of a computer-generated simulation given by the CNS, an additional simulation with even smaller numerical noises is required to determine the so-called “critical predictable time” T_c by means of comparing them with each other,

so that both of them have no distinct differences in $0 \leq t \leq T_c$ within the whole spatial domain, as illustrated in [13]. Solving the KS equation (1) by the CNS using different values of the mode-number N and the significant digit number N_s for the multiple precision [32], we gained the linear relationship

$$T_c \approx \min \{18.6N - 387, 46.4N_s - 222\}. \quad (5)$$

Thus, for a given value of T_c , we can always find the corresponding mode-number N of the spatial Fourier expansion and the significant digit number N_s for multiple precision so as to gain a reliable chaotic numerical simulation of Eq. (1) in $0 \leq t \leq T_c$ within the whole spatial domain $x \in [0, L]$. Therefore, according to (5), we have $T_c \approx 4186$ in the case of $N = 256$, $N_s = 95$ and $tol = 10^{-95}$, which provides us a reliable simulation (marked as CNS) of the KS equation (1) in $0 \leq t \leq 4000$. It also provides us the “clean database” for the machine learning, which is used here as a benchmark to investigate the influence of database noises.

On the other side, following [31], we solved the KS equation (1) with the same initial condition (2) and the same physical parameters in $0 \leq t \leq 4000$ by means of the 4th-order exponential time-differencing Runge-Kutta method [34, 35] in double precision with the mode-number $N = 108$ of the spatial Fourier expansion and time-step $\Delta t = 10^{-3}$. This provides us another numerical simulation (marked as ETDRK4wD) with considerably large numerical noises, i.e. the “polluted database”.

Note that the ETDRK4wD simulation is given by the Runge-Kutta method in double precision (corresponding to $N_s = 16$) using the mode number $N = 108$, which are much smaller than the significant digit number $N_s = 95$ and the mode number $N = 256$ for the CNS simulation, respectively. So, the numerical noises of the ETDRK4wD simulation should be much larger than that of the benchmark solution given by the CNS. Thus, due to the butterfly-effect of chaos, the ETDRK4wD simulation should quickly become unreliable. This is indeed true. As shown in Fig. 1 and Fig. 2, the trajectories of $U(x, t)$ and the total energy $E(t) = \frac{1}{2L} \int_0^L U^2(x, t) dx$ given by the ETDRK4wD simulation agree with those of the benchmark solution (given by the CNS) only in a short time $0 \leq t \leq 560$: the difference between the two simulations becomes distinct at $t = 600$. Thereafter, the numerical noises of the ETDRK4wD simulation quickly increase to the *same* level of the “true” solution so that it has obvious deviations from the benchmark result given by the CNS.

Following Jaeger [17], Jaeger & Haas [20] and Pathak *et al.* [23], we employ one widely used technique of machine learning (ML), i.e. the reservoir computing (RC), to these two computer-generated simulations (of the KS equation in the same case) given by the ETDRK4wD and CNS, respectively, corresponding to the “polluted

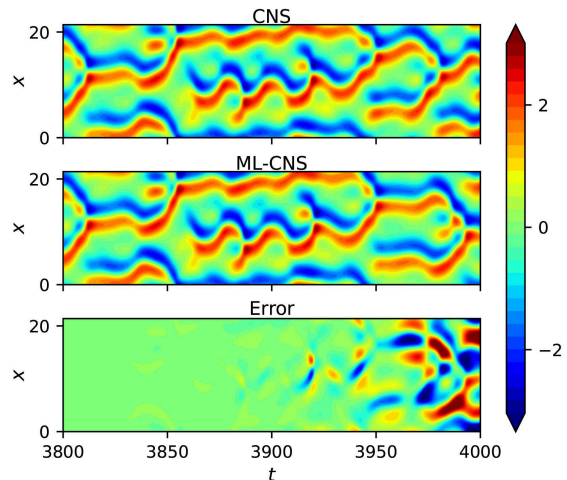


FIG. 3. Predictions of KS equation. Top panel: actual data given by the CNS. Middle panel: ML prediction based on the “clean database” given by the CNS. Bottom panel: error (middle panel minus top panel) in the reservoir predictions.

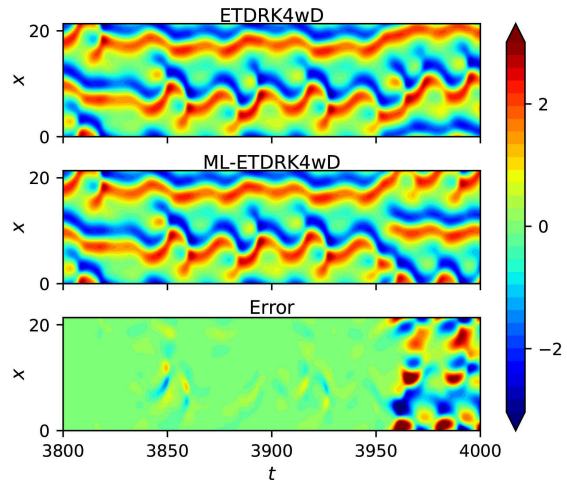


FIG. 4. Predictions of KS equation. Top panel: actual data given by the traditional algorithm ETDRK4wD. Middle panel: ML prediction based on the “polluted database” given by the ETDRK4wD. Bottom panel: error (middle panel minus top panel) in the reservoir predictions.

database” and the “clean database”. For the sake of simplicity, we designate the ML system based on the “clean database” as ML-CNS, and the ML system based on the “polluted database” as ML-ETDRK4wD, respectively. We choose the observation time step $\Delta t = 0.1$, and use the results of the first 38000 time steps, i.e. $t \in (0, 3800)$, as the training data. The numbers of observation spatial grid of the training data are 128 and 108 for the ML-CNS and ML-ETDRK4wD, respectively. The basic ideas of the reservoir computing (RC) are briefly described in

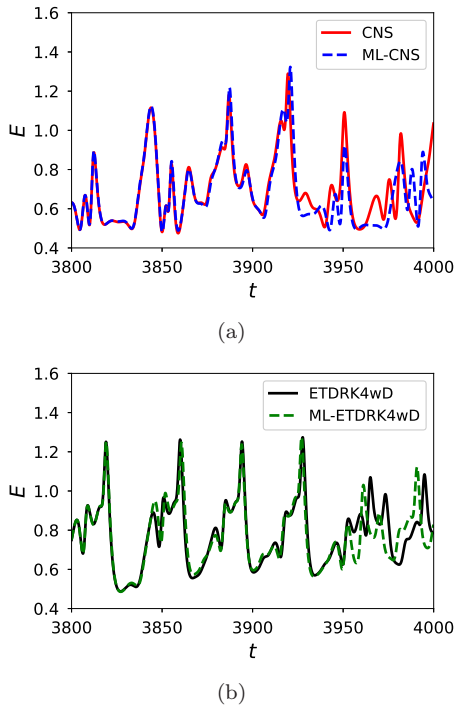


FIG. 5. Comparisons of the energy $E(t) = \frac{1}{2L} \int_0^L U^2(x,t) dx$. (a) Comparison between the actual result given by the CNS and the ML prediction based on the “clean database”. (b) Comparison between the actual result given by the traditional algorithm ETDRK4wD and the ML prediction based on the “polluted database”. Solid and dashed line denote the actual result and the ML prediction, respectively.

the supplement, together with the corresponding hyper-parameters for the ML-CNS and ML-ETDRK4wD.

Predictions are made respectively by these two ML systems in $t \in [3800, 7800]$ with $\Delta t = 0.1$. Fig. 3 and Fig. 4 show the ML predictions (middle panel) of the spatiotemporal trajectories given by the ML-CNS (based on the “clean database”) and ML-ETDRK4wD (based on the “polluted database”), respectively, along with their corresponding actual values (top panel) and deviations between the actual values and ML predictions (bottom panel). In addition, Fig. 5 shows the comparisons of the total energy $E(t)$ predicted by the ML-CNS and ML-ETDRK4wD with their corresponding actual values. The ML predictions of the spatiotemporal trajectories and the total energy given by the ML-CNS (based on the “clean database”) agree well to their corresponding actual values in $t \in (3800, 3950)$ (about 6 Lyapunov time). So do the ML predictions by the ML-ETDRK4wD (based on the “polluted database”) in $t \in (3800, 3950)$, too. However, it must be emphasized that, the ML predictions of the spatiotemporal trajectories and the total energy based on the “polluted database” have the *distinct* deviations from those based on the “clean database”. It illustrates that data noises have a *great* influence on the ML predictions of the spatiotemporal trajectories and the

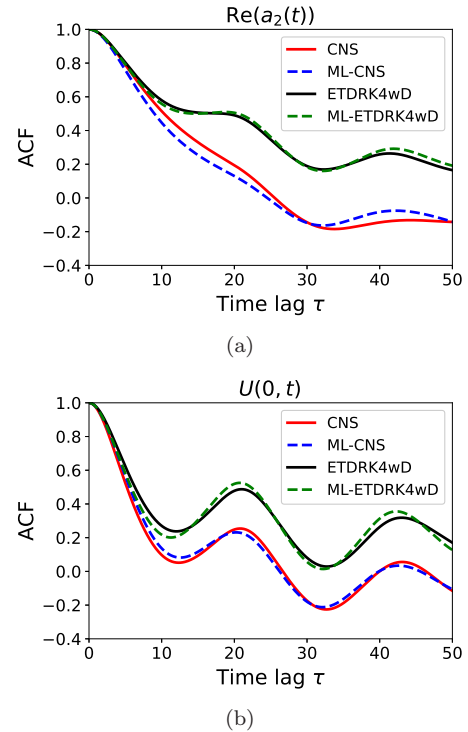


FIG. 6. Comparison of Autocorrelation functions (ACFs). (a) ACFs of $\text{Re}(a_2(t))$. (b) ACFs of $U(0, t)$. Solid line in red is the actual result given by the CNS, the solid line in black is the actual result given by the traditional algorithm ETDRK4wD, the dashed line in blue is the ML prediction based on the “clean database”, the dashed line in green is the ML prediction based on the “polluted database”, respectively.

total energy.

How about the statistic properties of the ML predictions? Write

$$U(x, t) = \sum_{n=-N/2}^{N/2-1} a_n(t) e^{inx},$$

where $a_n(t)$ is the evolution of the Fourier mode. As shown in Fig. 6(a), the autocorrelation function (ACF) of the real part of $a_2(t)$ given by the ML-ETDRK4wD prediction (based on the “polluted database”) in $t \in [3800, 7800]$ agrees well with that by the actual ETDRK4wD simulation. Similarly, the ACF of the real part of $a_2(t)$ given by the ML-CNS prediction (based on the “clean database”) also agrees well with that by the actual CNS result. For each database, unlike the ML predictions of the spatiotemporal trajectories and the total energy that agree well with the corresponding actual values only in about *six* Lyapunov’s times $t \in [3800, 3950]$, the ML predictions of the ACF (as a statistic result) are accurate enough in a much *larger* interval of time $t \in [3800, 7800]$. In other words, the *statistic* predictions given by the machine learning for the spatiotemporal chaotic system are valid in a much longer interval of time than the ML pre-

dictions of the spatiotemporal trajectories and the evolution of the total energy $E(t)$. However, the ACF of the real part of $a_2(t)$ given by the ML prediction based on the “polluted database” *significantly* deviates from that by the ML prediction based on the “clean database”.

In a similar way we can investigate the ACFs of the ML prediction of $U(0, t)$. It is found that the ACF of $U(0, t)$ given by the ML prediction based on the “polluted database” also significantly deviates from that by the ML prediction based on the “clean database”, as shown in Fig. 6(b). These illustrate that the database noises might have huge influences on the ML predictions *even* in statistics.

Machine learning (ML) [17–28] is indeed a very promising tool that has many exciting applications in science and engineering. However, for machine learning of some spatiotemporal chaos, database noises might lead to huge deviations from the true simulation, even in statistics. Thus, we *must* use a “clean” database for machine learning of such kind of spatiotemporal chaos, otherwise the ML predictions might lead to huge misunderstandings. This surprising result might open a new door and possibility to study machine learning. Certainly, there are lots of work to do in future.

This work is partly supported by the National Natural Science Foundation of China (No. 91752104).

* email address: sjliao@sjtu.edu.cn

- [1] J. H. Poincaré, *Acta Math.* **13**, 1 (1890).
- [2] E. N. Lorenz, *Journal of the Atmospheric Sciences* **20**, 130 (1963).
- [3] J. C. Sprott, *Elegant chaos: algebraically simple chaotic flows* (World Scientific, 2010).
- [4] J. C. Sprott, *Chaos and Time-Series Analysis* (Oxford University Press, 2003) pp. xx,507.
- [5] E. N. Lorenz, *Tellus Series A-dynamic Meteorology & Oceanography* **58**, 549 (2006).
- [6] S. Liao, *Tellus A* **61**, 550 (2009).
- [7] S. Liao, *Chaos, Solitons & Fractals* **47**, 1 (2013).
- [8] S. Liao and P. Wang, *SCIENCE CHINA Physics, Mechanics & Astronomy* **57**, 330 (2014).
- [9] S. Liao, *Communications in Nonlinear Science and Numerical Simulation* **19**, 601 (2014).
- [10] X. Li and S. Liao, *SCIENCE CHINA Physics, Mechanics & Astronomy* **60**, 129511 (2017).
- [11] X. Li, Y. Jing, and S. Liao, *Publications of the Astronomical Society of Japan* **70**, 64 (2018).
- [12] X. Li and S. Liao, *New Astronomy* **70**, 22 (2019).
- [13] T. Hu and S. Liao, *Journal of Computational Physics* **418**, 109629 (2020).
- [14] S. Qin and S. Liao, *Chaos, Solitons & Fractals* **136**, 109790 (2020).
- [15] T. Xu, J. Li, Z. Li, and S. Liao, *Phys. Fluids* **33**, 037111 (2021).
- [16] Z. Lin, L. Wang, and S. Liao, *SCIENCE CHINA Physics, Mechanics & Astronomy* **60**, 014712 (2017).
- [17] H. Jaeger, Bonn, Germany: German National Research Center for Information Technology GMD Technical Report **148**, 13 (2001).
- [18] N. D. Haynes, M. C. Soriano, D. P. Rosin, I. Fischer, and D. J. Gauthier, *Physical Review E* **91**, 020801 (2015).
- [19] L. Larger, A. Baylón-Fuentes, R. Martinenghi, V. S. Udaltsov, Y. K. Chembo, and M. Jacquot, *Physical Review X* **7**, 011015 (2017).
- [20] H. Jaeger and H. Haas, *science* **304**, 78 (2004).
- [21] J. Pathak, Z. Lu, B. R. Hunt, M. Girvan, and E. Ott, *Chaos: An Interdisciplinary Journal of Nonlinear Science* **27**, 121102 (2017).
- [22] Z. Lu, B. R. Hunt, and E. Ott, *Chaos: An Interdisciplinary Journal of Nonlinear Science* **28**, 061104 (2018).
- [23] J. Pathak, B. Hunt, M. Girvan, Z. Lu, and E. Ott, *Physical Review Letters* **120**, 024102 (2018).
- [24] J. Pathak, A. Wikner, R. Fussell, S. Chandra, B. R. Hunt, M. Girvan, and E. Ott, *Chaos* **28**, 041101 (2018).
- [25] J. Jiang and Y.-C. Lai, *Physical Review Research* **1**, 033056 (2019).
- [26] G. Tanaka, T. Yamane, J. B. Héroux, R. Nakane, N. Kanazawa, S. Takeda, H. Numata, D. Nakano, and A. Hirose, *Neural Networks* **115**, 100 (2019).
- [27] K. Nakai and Y. Saiki, *Physical Review E* **98**, 023111 (2018).
- [28] P. R. Vlachas, J. Pathak, B. R. Hunt, T. P. Sapsis, M. Girvan, E. Ott, and P. Koumoutsakos, *Neural Networks* **126**, 191 (2020).
- [29] F. Khellat and N. Vasegh, *Communications in Nonlinear Science and Numerical Simulation* **19**, 3011 (2014).
- [30] F. Lu, K. K. Lin, and A. J. Chorin, *Physica D: Nonlinear Phenomena* **340**, 46 (2017).
- [31] K. K. Lin and F. Lu, *Journal of Computational Physics* **424**, 109864 (2021).
- [32] P. Oyanarte, *Computer Physics Communications* **59**, 345 (1990).
- [33] R. Barrio, F. Blesa, and M. Lara, *Computers & Mathematics with Applications* **50**, 93 (2005).
- [34] S. M. Cox and P. C. Matthews, *Journal of Computational Physics* **176**, 430 (2002).
- [35] A.-K. Kassam and L. N. Trefethen, *SIAM Journal on Scientific Computing* **26**, 1214 (2005).