

CONVERGENCE OF A JACOBI-TYPE METHOD FOR THE APPROXIMATE ORTHOGONAL TENSOR DIAGONALIZATION

ERNA BEGOVIĆ KOVAČ

ABSTRACT. For a general third-order tensor $\mathcal{A} \in \mathbb{R}^{n \times n \times n}$ the paper studies two closely related problems, the SVD-like tensor decomposition and the (approximate) tensor diagonalization. We develop the alternating least squares Jacobi-type algorithm that maximizes the squares of the diagonal entries of \mathcal{A} . The algorithm works on $2 \times 2 \times 2$ subtensors such that in each iteration the sum of the squares of two diagonal entries is maximized. We show how the rotation angles are calculated and prove the convergence of the algorithm. Different initializations of the algorithm are discussed, as well as the special cases of symmetric and antisymmetric tensors. The algorithm can be generalized to work on the higher-order tensors.

1. INTRODUCTION

Singular value decomposition is arguably the most powerful tool of numerical linear algebra. Thus, its tensor generalization has been extensively studied, see e.g. [8, 15, 7, 5]. However, it is not surprising that compared to the matrix SVD, the tensor problem is much more complicated. We study the SVD-like tensor decomposition in the Tucker format,

$$\mathcal{A} = \mathcal{S} \times_1 U_1 \times_2 U_2 \cdots \times_d U_d, \quad (1.1)$$

where \mathcal{A} and \mathcal{S} are tensors of order d and U_1, U_2, \dots, U_d are orthogonal matrices. Here, tensor \mathcal{S} mimics the diagonal matrix of singular values from matrix SVD. It is well known that in the tensor case one cannot expect to obtain a diagonal core tensor \mathcal{S} . Hence, our goal will be to get a decomposition (1.1) where \mathcal{S} is “as diagonal as possible”.

Problem (1.1) for tensors of the order $d = 3$ has been studied by Moravitz Martin and Van Loan [13]. In their paper the authors use a Jacobi-type method to solve the maximization problem stated in (1.2) below. Their numerical results imply the convergence. In this paper we develop a Jacobi-type algorithm with the same idea, to maximize the sum of the squares of the “diagonals”, but the algorithm itself is different from the one in [13]. Moreover, we prove the convergence of our algorithm.

SVD-like tensor decomposition problem is closely related to the tensor diagonalization problem that has many applications in signal processing [4, 6, 3]. In (1.1), if \mathcal{S} is a diagonal tensor, then \mathcal{A} can be diagonalized using orthogonal transformations. Since a general tensor cannot be diagonalized, we aim to achieve approximate diagonalization. Similar problem for symmetric tensors has been studied in a series of papers by Comon, Li and Usevich [14, 11, 12] where a Jacobi-type method is also a method of choice. In this paper we are mostly concerned with

Date: September 9, 2021.

2010 Mathematics Subject Classification. 15A69, 65F25, 65F99.

Key words and phrases. Jacobi-type methods, convergence, tensor diagonalization, tensor decompositions, SVD.

Erna Begović Kovač, Faculty of Chemical Engineering and Technology, University of Zagreb, Marulićev trg 19, 10000 Zagreb, Croatia, ebegovic@fkit.hr.

This work has been supported in part by Croatian Science Foundation under the project UIP-2019-04-5200.

general tensors, that is, we do not assume any tensor structure, except in Section 5, and our convergence results are alongside those for the symmetric case.

One can observe the problem (1.1) either as a minimization problem where the goal is to minimize the off-diagonal norm of \mathcal{S} ,

$$\text{off}(\mathcal{S}) \rightarrow \min,$$

or as a maximization problem,

$$\|\text{diag}(\mathcal{S})\|_F^2 \rightarrow \max, \quad (1.2)$$

where the square of the Frobenius norm of the diagonal entries of \mathcal{S} is maximized. We are going to work with the formulation (1.2). We mainly focus on tensors of order $d = 3$ and develop an alternating least squares Jacobi-type algorithm for finding the decomposition

$$\mathcal{A} = \mathcal{S} \times_1 U \times_2 V \times_3 W,$$

such that

$$\|\text{diag}(\mathcal{S})\|_F^2 = \sum_{i=1}^n \mathcal{S}_{iii}^2$$

is maximized. We prove that the algorithm converges to a stationary point of the objective function. As it will be explained in the paper, the algorithm can easily be generalized to tensors of order $d > 3$.

In Section 2 we describe the problem and construct the algorithm for solving the maximization problem (1.2). We prove the convergence results in Section 3 and in Section 4 we provide several numerical examples. Moreover, in Section 5 we study special cases of symmetric and antisymmetric tensors.

2. ORTHOGONAL TENSOR DECOMPOSITION

2.1. Preliminaries and notation. We use tensor notation from [10]. Tensors of order three or higher are denoted by calligraphic letters, e.g. \mathcal{X} . Tensor *fibers* are vectors obtained from a tensor by fixing all indices but one. For a third order tensor its fibers are columns, rows, and tubes. The mode- m *matricization* of a tensor $\mathcal{X} \in \mathbb{R}^{n_1 \times n_2 \times \dots \times n_d}$ is an $n_m \times (n_1 \dots n_{m-1} n_{m+1} \dots n_d)$ matrix $X_{(m)}$ obtained by arranging mode- m fibers of \mathcal{X} into columns of $X_{(m)}$. In this paper we mainly work with 3rd order tensors. Thus, we will have $m = 1, 2, 3$.

The mode- m *product* of a tensor $\mathcal{X} \in \mathbb{R}^{n_1 \times n_2 \times \dots \times n_d}$ with a matrix $A \in \mathbb{R}^{p \times n_m}$ is a tensor $\mathcal{Y} \in \mathbb{R}^{n_1 \times \dots \times n_{m-1} \times p \times n_{m+1} \times \dots \times n_d}$,

$$\mathcal{Y} = \mathcal{X} \times_m A, \quad \text{such that} \quad Y_{(m)} = AX_{(m)}.$$

Two important properties of the mode- m product are

$$\mathcal{X} \times_m A \times_n B = \mathcal{X} \times_n B \times_m A, \quad m \neq n, \quad (2.1)$$

$$\mathcal{X} \times_n A \times_n B = \mathcal{X} \times_n (BA). \quad (2.2)$$

The *norm* of \mathcal{X} is a generalization of the matrix Frobenius norm. It is given by

$$\|\mathcal{X}\|_F = \sqrt{\sum_{i_1=1}^{n_1} \sum_{i_2=1}^{n_2} \dots \sum_{i_d=1}^{n_d} x_{i_1 i_2 \dots i_d}^2}.$$

To lighten the notation in the rest of the paper we are going to write this norm simply as $\|\mathcal{X}\|$. The *inner product* of two tensors $\mathcal{X}, \mathcal{Y} \in \mathbb{R}^{n_1 \times n_2 \times \dots \times n_d}$ is given by

$$\langle \mathcal{X}, \mathcal{Y} \rangle = \sum_{i_1=1}^{n_1} \sum_{i_2=1}^{n_2} \cdots \sum_{i_d=1}^{n_d} x_{i_1 i_2 \dots i_d} y_{i_1 i_2 \dots i_d}.$$

It is straightforward to check that $\langle \mathcal{X}, \mathcal{X} \rangle = \|\mathcal{X}\|^2$.

The *Tucker decomposition* is a decomposition of a tensor \mathcal{X} into a core tensor \mathcal{S} multiplied by a matrix in each mode,

$$\mathcal{X} = \mathcal{C} \times_1 M_1 \times_2 M_2 \times_3 \cdots \times_d M_d. \quad (2.3)$$

Sometimes it is handy to write (2.3) as

$$Y_{(m)} = M_m X_{(m)} (M_d \otimes M_{d-1} \otimes \cdots \otimes M_{m+1} \otimes M_{m-1} \otimes \cdots \otimes M_1)^T,$$

where \otimes stands for the Kronecker product of two matrices.

Tensor $\mathcal{X} \in \mathbb{R}^{n \times n \times n}$ is *diagonal* when $\mathcal{X}_{ijk} \neq 0$ only if $i = j = k$. Tensor *off-norm* is defined as the Frobenius norm of its off-diagonal part,

$$\text{off}^2(\mathcal{X}) = \|\mathcal{X}\|^2 - \|\text{diag}(\mathcal{X})\|^2.$$

2.2. Problem description. Let $\mathcal{A} \in \mathbb{R}^{n \times n \times n}$. We are looking for its SVD-like tensor decomposition

$$\mathcal{A} = \mathcal{S} \times_1 U \times_2 V \times_3 W, \quad (2.4)$$

where $U, V, W \in \mathbb{R}^{n \times n}$ are orthogonal matrices and $\mathcal{S} \in \mathbb{R}^{n \times n \times n}$ is a core tensor such that

$$\|\text{diag}(\mathcal{S})\|^2 = \sum_{i=1}^n \mathcal{S}_{iii}^2 \rightarrow \max. \quad (2.5)$$

From the relation (2.4) tensor \mathcal{S} can be expressed as

$$\mathcal{S} = \mathcal{A} \times_1 U^T \times_2 V^T \times_3 W^T.$$

Hence, in order to solve the problem defined by (2.4) and (2.5) for a given tensor \mathcal{A} , we need to find orthogonal matrices U, V, W that maximize the objective function

$$f(U, V, W) = \|\text{diag}(\mathcal{A} \times_1 U^T \times_2 V^T \times_3 W^T)\|^2 \rightarrow \max. \quad (2.6)$$

We do this using the Jacobi-type method with the alternating least squares approach.

2.3. Jacobi-type algorithm. We now describe the Jacobi-type algorithm for solving maximization problem defined by (2.6). This is an iterative algorithm. Its k th iteration has the form

$$\mathcal{A}^{(k+1)} = \mathcal{A}^{(k)} \times_1 R_{U,k}^T \times_2 R_{V,k}^T \times_3 R_{W,k}^T, \quad k \geq 0, \quad \mathcal{A}^{(0)} = \mathcal{A}, \quad (2.7)$$

where $R_{U,k}, R_{V,k}, R_{W,k}$ are plane rotations with the following structure,

$$R(i, j, \phi) = \begin{bmatrix} 1 & & & & & & & & & & \\ & \ddots & & & & & & & & & \\ & & 1 & & & & & & & & \\ & & & \cos \phi & & & -\sin \phi & & & & \\ & & & & 1 & & & & & & \\ & & & & & \ddots & & & & & \\ & & & & & & 1 & & & & \\ & & \sin \phi & & & & \cos \phi & & & & \\ & & & & & & & 1 & & & \\ & & & & & & & & \ddots & & \\ & & & & & & & & & 1 & \end{bmatrix} \begin{matrix} i \\ \\ \\ j \\ \\ \\ \end{matrix} \quad (2.8)$$

Index pair (i, j) in the rotation matrix (2.8) is called a *pivot position*. The set of all possible pivot positions is $\{(i, j) : 1 \leq i < j \leq n\}$. In the k -th step, matrices $R_{U,k}, R_{V,k}, R_{W,k}$ have the same pivot position (i_k, j_k) , while the rotation angle ϕ_k is, in general, different for each matrix.

Our algorithm uses an alternating least squares approach. This means that each iteration consists of three microiterations where we hold two variables constant and vary the third one. We have

$$\mathcal{B}^{(k)} = \mathcal{A}^{(k)} \times_1 R_{U,k}^T \times_2 I \times_3 I, \quad (2.9)$$

$$\mathcal{C}^{(k)} = \mathcal{B}^{(k)} \times_1 I \times_2 R_{V,k}^T \times_3 I, \quad (2.10)$$

$$\mathcal{A}^{(k+1)} = \mathcal{C}^{(k)} \times_1 I \times_2 I \times_3 R_{W,k}^T. \quad (2.11)$$

Here, by $\mathcal{B}^{(k)}$ and $\mathcal{C}^{(k)}$ we denote the intermediate steps. Of course, if we combine all three microiterations together, using the properties of mode- m product, (2.1) and (2.2), we get back to the iteration step (2.7),

$$\begin{aligned} \mathcal{A}^{(k+1)} &= ((\mathcal{A}^{(k)} \times_1 R_{U,k}^T \times_2 I \times_3 I) \times_1 I \times_2 R_{V,k}^T \times_3 I) \times_1 I \times_2 I \times_3 R_{W,k}^T \\ &= \mathcal{A}^{(k)} \times_1 R_{U,k}^T \times_2 R_{V,k}^T \times_3 R_{W,k}^T. \end{aligned}$$

Note that tensor multiplications (2.9), (2.10), and (2.11) can be expressed as matrix multiplications

$$B_{(1)}^{(k)} = R_{U,k} A_{(1)}^{(k)}, \quad (2.12)$$

$$C_{(2)}^{(k)} = R_{V,k} B_{(2)}^{(k)}, \quad (2.13)$$

$$A_{(3)}^{(k+1)} = R_{W,k} C_{(3)}^{(k)}, \quad (2.14)$$

where rotations $R_{U,k}, R_{V,k}, R_{W,k}$ change only two rows in matricizations $A_{(1)}^{(k)}, B_{(2)}^{(k)}, C_{(3)}^{(k)}$, respectively. Matrix setting will often be used simply because it is easier to work with matrices.

Let us see how the rotation angles in matrices $R_{U,k}, R_{V,k}, R_{W,k}$ are computed. For a fixed iteration step k we observe a $2 \times 2 \times 2$ subproblem. Assume that $(i_k, j_k) = (p, q)$, $1 \leq p < q \leq n$. A subtensor of \mathcal{A} corresponding to index pair (p, q) is denoted by $\hat{\mathcal{A}}$ and we can write it as

$$\hat{\mathcal{A}}(:, :, 1) = \begin{bmatrix} a_{ppp} & a_{ppq} \\ a_{qpp} & a_{qqp} \end{bmatrix}, \quad \hat{\mathcal{A}}(:, :, 2) = \begin{bmatrix} a_{ppq} & a_{pqq} \\ a_{qpq} & a_{qqq} \end{bmatrix}.$$

Then, the corresponding $2 \times 2 \times 2$ subproblem is to find 2×2 rotations $\hat{R}_U, \hat{R}_V, \hat{R}_W$ such that

$$\|diag(\hat{S})\|^2 = \sigma_{ppp}^2 + \sigma_{qqq}^2 \rightarrow \max,$$

where

$$\hat{S} = \hat{\mathcal{A}} \times_1 \hat{R}_U^T \times_2 \hat{R}_V^T \times_3 \hat{R}_W^T,$$

and

$$\hat{S}(:, :, 1) = \begin{bmatrix} \sigma_{ppp} & \sigma_{ppq} \\ \sigma_{qpp} & \sigma_{qqp} \end{bmatrix}, \quad \hat{S}(:, :, 2) = \begin{bmatrix} \sigma_{ppq} & \sigma_{pqq} \\ \sigma_{qpq} & \sigma_{qqq} \end{bmatrix}.$$

Taking only microiteration (2.12) we calculate rotation angles for matrix \hat{R}_U . We have

$$\begin{bmatrix} b_{ppp} & b_{ppq} & b_{ppq} & b_{ppq} \\ b_{qpp} & b_{qqp} & b_{qpq} & b_{qqq} \end{bmatrix} = \begin{bmatrix} \cos \phi & \sin \phi \\ -\sin \phi & \cos \phi \end{bmatrix} \begin{bmatrix} a_{ppp} & a_{ppq} & a_{ppq} & a_{ppq} \\ a_{qpp} & a_{qqp} & a_{qpq} & a_{qqq} \end{bmatrix}.$$

Rotation angle ϕ is chosen to maximize the function

$$g_1(\phi) = b_{ppp}^2 + b_{qqq}^2 = (\cos \phi a_{ppp} + \sin \phi a_{qqp})^2 + (-\sin \phi a_{ppq} + \cos \phi a_{qqq})^2. \quad (2.15)$$

Such ϕ must satisfy relation $g'_1(\phi) = 0$. Taking the derivative of g_1 we get

$$\begin{aligned} g'_1(\phi) &= 2(\cos \phi^2 - \sin \phi^2)(a_{ppp}a_{qpp} - a_{ppq}a_{qqq}) + 2\cos \phi \sin \phi(a_{ppq}^2 + a_{qqp}^2 - a_{ppp}^2 - a_{qqq}^2) \\ &= 2\cos(2\phi)(a_{ppp}a_{qpp} - a_{ppq}a_{qqq}) + \sin(2\phi)(a_{ppq}^2 + a_{qqp}^2 - a_{ppp}^2 - a_{qqq}^2) = 0. \end{aligned}$$

Dividing this relation by $\cos(2\phi)$ we obtain

$$\tan(2\phi) = \frac{2(a_{ppp}a_{qpp} - a_{ppq}a_{qqq})}{a_{ppp}^2 + a_{qqq}^2 - a_{ppq}^2 - a_{qqp}^2}. \quad (2.16)$$

Rotation angles for matrices \hat{R}_V and \hat{R}_W are calculated in the same way. We write microiteration (2.13) as

$$\begin{bmatrix} c_{ppp} & c_{qpp} & c_{ppq} & c_{qpq} \\ c_{ppq} & c_{qqp} & c_{ppq} & c_{qqq} \end{bmatrix} = \begin{bmatrix} \cos \phi & \sin \phi \\ -\sin \phi & \cos \phi \end{bmatrix} \begin{bmatrix} b_{ppp} & b_{qpp} & b_{ppq} & b_{qpq} \\ b_{ppq} & b_{qqp} & b_{ppq} & b_{qqq} \end{bmatrix}.$$

Then

$$g_2(\phi) = c_{ppp}^2 + c_{qqq}^2 = (\cos \phi b_{ppp} + \sin \phi b_{qqp})^2 + (-\sin \phi b_{ppq} + \cos \phi b_{qqq})^2.$$

Now, $g'_2(\phi) = 0$ implies

$$\tan(2\phi) = \frac{2(b_{ppp}b_{qqp} - b_{ppq}b_{qqq})}{b_{ppp}^2 + b_{qqq}^2 - b_{ppq}^2 - b_{qqp}^2}, \quad (2.17)$$

which gives us the rotation angle in the second mode. In the third mode, from microiteration (2.14) we have

$$\begin{bmatrix} a'_{ppp} & a'_{qpp} & a'_{ppq} & a'_{qpq} \\ a'_{ppq} & a'_{qqp} & a'_{ppq} & a'_{qqq} \end{bmatrix} = \begin{bmatrix} \cos \phi & \sin \phi \\ -\sin \phi & \cos \phi \end{bmatrix} \begin{bmatrix} c_{ppp} & c_{qpp} & c_{ppq} & c_{qpq} \\ c_{ppq} & c_{qqp} & c_{ppq} & c_{qqq} \end{bmatrix}.$$

Hence,

$$g_3(\phi) = (a'_{ppp})^2 + (a'_{qqq})^2 = (\cos \phi c_{ppp} + \sin \phi c_{qqp})^2 + (-\sin \phi c_{ppq} + \cos \phi c_{qqq})^2,$$

and from $g'_3(\phi) = 0$ it follows that

$$\tan(2\phi) = \frac{2(c_{ppp}c_{qqp} - c_{ppq}c_{qqq})}{c_{ppp}^2 + c_{qqq}^2 - c_{ppq}^2 - c_{qqp}^2}. \quad (2.18)$$

Rotation angles in $\hat{R}_U, \hat{R}_V, \hat{R}_W$ do not need to be explicitly calculated. We only need the sine and cosine of the corresponding angles. However, once we have formulas for computing $\tan(2\phi)$, there is still a problem of calculating efficiently $\sin \phi$ and $\cos \phi$. We will show how it is done for

the rotation in the first mode. The procedure is the same in other modes. We go back to the relation (2.16). Denote

$$\lambda = 2(a_{ppp}a_{qpp} - a_{pqq}a_{qqq})\text{sign}(a_{ppp}^2 + a_{qqq}^2 - a_{pqq}^2 - a_{qpp}^2), \quad \mu = |a_{ppp}^2 + a_{qqq}^2 - a_{pqq}^2 - a_{qpp}^2|.$$

Moreover, we denote $t = \tan \phi$. Using the double-angle formula for tangent,

$$\tan(2\phi) = \frac{2t}{1-t^2},$$

relation (2.16) reads

$$\frac{2t}{1-t^2} = \frac{\lambda}{\mu}.$$

This is a quadratic equation in t ,

$$\lambda t^2 + 2\mu t - \lambda = 0,$$

with solutions

$$t_1 = \frac{-\mu + \sqrt{\mu^2 + \lambda^2}}{\lambda}, \quad t_2 = \frac{-\mu - \sqrt{\mu^2 + \lambda^2}}{\lambda}.$$

Note that the equation for t_1 is numerically unstable because the catastrophic cancellation may occur. Therefore, we multiply both numerator and denominator by $\mu + \sqrt{\mu^2 + \lambda^2}$. That way we attain a numerically stable expression

$$t_1 = \frac{\lambda}{\mu + \sqrt{\mu^2 + \lambda^2}}.$$

Finally,

$$\cos \phi_i = \frac{1}{\sqrt{1+t_i^2}}, \quad \sin \phi_i = \frac{t_i}{\sqrt{1+t_i^2}} = t_i \cos \phi_i, \quad i = 1, 2.$$

We calculate both solutions and use the one that gives bigger value of the function (2.15).

The order in which we choose pivot pairs is called *pivot strategy*. In our algorithm pivot strategy is assumed to be cyclic. We chose an ordering of pairs (i, j) , $1 \leq i < j \leq n$, which makes one cycle. Then we repeat the same cycle of pivot pairs until the convergence criteria is satisfied. Common examples of cyclic pivot strategies are row-wise and column-wise strategies with corresponding ordering of pivot pairs defined by

$$\mathcal{O}_r = (1, 2), (1, 3), \dots, (1, n), (2, 3), \dots, (2, n), \dots, (n-1, n), \quad (2.19)$$

and

$$\mathcal{O}_c = (1, 2), (1, 3), (2, 3), \dots, (1, n), (2, n), \dots, (n-1, n), \quad (2.20)$$

respectively. The convergence results from Section 3 hold for any cyclic strategy. Nevertheless, to ensure convergence of the algorithm, pivot pair should satisfy an additional condition. We only take pivot pair (i, j) such that (at least) one of the following inequalities is true:

$$|\langle \nabla_U f, U \dot{R}(i, j, 0) \rangle| \geq \eta \|\nabla_U f\|_2, \quad (2.21)$$

$$|\langle \nabla_V f, V \dot{R}(i, j, 0) \rangle| \geq \eta \|\nabla_V f\|_2, \quad (2.22)$$

$$|\langle \nabla_W f, W \dot{R}(i, j, 0) \rangle| \geq \eta \|\nabla_W f\|_2, \quad (2.23)$$

where $0 < \eta \leq \frac{2}{n}$ and $\dot{R}(i, j, 0)$ denotes $\left. \frac{\partial}{\partial \phi} R(i, j, \phi) \right|_{\phi=0}$. If (i, j) does not satisfy any of the conditions (2.21)–(2.23), then it will be skipped and we move to the next pair in the cycle. It will be shown in Lemma 3.2 that for each inequality (2.21)–(2.23) it is always possible to find an appropriate pivot pair.

In the k th step of the algorithm, when we have $\mathcal{A}^{(k)}$, U_k, V_k, W_k , we first compute sine and cosine of the rotation angle in the rotation matrix $R_{U,k}$. We compute auxiliary tensor $\mathcal{B}^{(k)}$ as in (2.9) and do the update of matrix U . Using the property of mode- n multiplication (2.2) we have

$$\begin{aligned}\mathcal{B}^{(k)} &= \mathcal{A}^{(k)} \times_1 R_{U,k}^T = \mathcal{A} \times_1 U_k^T \times_2 V_k^T \times_3 W_k^T \times_1 R_{U,k}^T \\ &= \mathcal{A} \times_1 (R_{U,k}^T U_k^T) \times_2 V_k^T \times_3 W_k^T.\end{aligned}$$

Thus,

$$U_{k+1}^T = R_{U,k}^T U_k^T,$$

and

$$U_{k+1} = U_k R_{U,k}.$$

Next, we compute sine and cosine of the rotation angle in $R_{V,k}$. We compute auxiliary tensor $\mathcal{C}^{(k)}$ as in (2.10) and do the update of matrix V ,

$$V_{k+1} = V_k R_{V,k}.$$

Then we compute sine and cosine for $R_{W,k}$, do the update (2.11), and

$$W_{k+1} = W_k R_{W,k}.$$

We summarize the procedure in Algorithm 2.1.

Algorithm 2.1. Jacobi-type algorithm for the approximate tensor diagonalization

Input: $\mathcal{A} \in \mathbb{R}^{n \times n \times n}$.
Output: orthogonal matrices U, V, W
 $k = 0$
 $\mathcal{A}^{(0)} = \mathcal{A}$
 $U_0 = V_0 = W_0 = I$
repeat
 Choose pivot pair (i, j) .
 if (i, j) satisfies (2.21) **then**
 Find $\cos \phi_k$ and $\sin \phi_k$ for $R_{U,k}$ using (2.16).
 $\mathcal{B} = \mathcal{A}^{(k)} \times_1 R_{U,k}$
 $U_{k+1} = U_k R_{U,k}$
 end if
 if (i, j) satisfies (2.22) **then**
 Find $\cos \phi_k$ and $\sin \phi_k$ for $R_{V,k}$ using (2.17).
 $\mathcal{C} = \mathcal{B} \times_2 R_{V,k}$
 $V_{k+1} = V_k R_{V,k}$
 end if
 if (i, j) satisfies (2.23) **then**
 Find $\cos \phi_k$ and $\sin \phi_k$ for $R_{W,k}$ using (2.18).
 $\mathcal{A}^{(k+1)} = \mathcal{C} \times_3 R_{W,k}$
 $W_{k+1} = W_k R_{W,k}$
 end if
until convergence

We have several remarks regarding the Algorithm 2.1.

- Algorithm 2.1 employs the identity initialization $U_0 = V_0 = W_0 = I$. This is not necessary done this way and it will be further discussed within the numerical examples in Section 4, as well as regarding the antisymmetric tensors in Section 5.
- It is not needed to explicitly form rotation matrices and tensor matricizations to perform mode- n multiplications in the algorithm.
- Conditions on pivot pairs (2.21)–(2.23) can be simplified to lower the computational effort. This will be shown after Lemma 3.2. Moreover, coefficient $0 < \eta \leq \frac{2}{n}$ can vary, which will be examined in Section 4.

This algorithm can be generalized for the order- d tensors where $d > 3$. In that case we need to obtain a decomposition

$$\mathcal{A} = \mathcal{S} \times_1 U_1 \times_2 U_2 \cdots \times_d U_d,$$

where U_1, U_2, \dots, U_d are orthogonal matrices such that maximization condition (1.2) holds. Then, the objective function is given by

$$f(U_1, U_2, \dots, U_d) = \|\text{diag}(\mathcal{A} \times_1 U_1^T \times_2 U_2^T \cdots \times_d U_d^T)\|^2 \rightarrow \max.$$

One iteration of the algorithm consists of d microiterations that are analogue to those in (2.9), (2.10), and (2.11).

3. CONVERGENCE RESULTS

3.1. Gradient of the objective function. Before we move on to the convergence of the Algorithm 2.1, let us say something about the gradient of the objective function $f : O_n \times O_n \times O_n \rightarrow \mathbb{R}$,

$$f(U, V, W) = \|\text{diag}(\mathcal{A} \times_1 U^T \times_2 V^T \times_3 W^T)\|^2, \quad (3.1)$$

where O_n stands for the set of orthogonal matrices. To calculate ∇f we need an auxiliary function $\tilde{f} : \mathbb{R}^{n \times n} \times \mathbb{R}^{n \times n} \times \mathbb{R}^{n \times n} \rightarrow \mathbb{R}$ defined by the same mapping (3.1) as f . In other words, function \tilde{f} is such that f is the restriction of \tilde{f} to the set of orthogonal matrices. Then, ∇f is the projection of $\nabla \tilde{f}$ onto the tangent space at (U, V, W) to the manifold $O_n \times O_n \times O_n$. We have

$$\begin{aligned} \nabla f(U, V, W) &= \begin{bmatrix} \nabla_U f(U, V, W) & \nabla_V f(U, V, W) & \nabla_W f(U, V, W) \end{bmatrix} \\ &= \text{Proj} \begin{bmatrix} \nabla_U \tilde{f}(U, V, W) & \nabla_V \tilde{f}(U, V, W) & \nabla_W \tilde{f}(U, V, W) \end{bmatrix} \\ &= \begin{bmatrix} U\Lambda(U) & V\Lambda(V) & W\Lambda(W) \end{bmatrix}, \end{aligned} \quad (3.2)$$

where

$$\Lambda(Q) := \frac{Q^T \nabla_Q \tilde{f} - (\nabla_Q \tilde{f})^T Q}{2}. \quad (3.3)$$

To calculate $\nabla f(U, V, W)$ we write \tilde{f} as

$$\tilde{f}(U, V, W) = \|\text{diag}(\mathcal{A} \times_1 U^T \times_2 V^T \times_3 W^T)\|^2 = \sum_{l=1}^n \left(\sum_{i,j,k=1}^n a_{ijk} u_{il} v_{jl} w_{kl} \right)^2.$$

Element-wise, we get

$$\begin{aligned}
\frac{\partial \tilde{f}}{\partial u_{ml}} &= 2 \left(\sum_{i,j,k=1}^n a_{ijk} u_{il} v_{jl} w_{kl} \right) \left(\sum_{j,k=1}^n a_{mjk} v_{jl} w_{kl} \right) \\
&= (\mathcal{A} \times_1 U \times_2 V \times_3 W)_{lll} (\mathcal{A} \times_2 V \times_3 W)_{mll}, \\
\frac{\partial \tilde{f}}{\partial v_{ml}} &= 2 \left(\sum_{i,j,k=1}^n a_{ijk} u_{il} v_{jl} w_{kl} \right) \left(\sum_{i,k=1}^n a_{imk} u_{il} w_{kl} \right) \\
&= (\mathcal{A} \times_1 U \times_2 V \times_3 W)_{lll} (\mathcal{A} \times_1 U \times_3 W)_{lml}, \\
\frac{\partial \tilde{f}}{\partial w_{ml}} &= 2 \left(\sum_{i,j,k=1}^n a_{ijk} u_{il} v_{jl} w_{kl} \right) \left(\sum_{i,j=1}^n a_{ijm} u_{il} v_{jl} \right) \\
&= (\mathcal{A} \times_1 U \times_2 V \times_3 W)_{lll} (\mathcal{A} \times_1 U \times_2 V)_{mll}.
\end{aligned}$$

The gradient of the objective function will be needed in order to prove the following convergence result and also to check the pivot conditions (2.21)–(2.23).

3.2. Convergence theorem. The convergence of Algorithm 2.1 is given in Theorem 3.1.

Theorem 3.1. *Every accumulation point (U, V, W) obtained by Algorithm 2.1 is a stationary point of the function f defined by (3.1).*

The proof follows the idea from [9] which was also used in [12], as well as in [1, 2]. The major obstacle is that here we have a function of three variables, while earlier this procedure was used with single-variable functions. We prove Lemma 3.2 which is the adaptation of Lemma 3.1 from [12]. Then, using Lemma 3.2 we prove Lemma 3.4 which is an essential step in the proof of Theorem 3.1.

Lemma 3.2. *For any differentiable function $f : O_n \times O_n \times O_n \rightarrow \mathbb{R}$, $U, V, W \in O_n$, and $0 < \eta \leq \frac{2}{n}$ it is always possible to find index pairs (i_U, j_U) , (i_V, j_V) , (i_W, j_W) such that*

- (i) $|\langle \nabla_U f(U, V, W), U \dot{R}(i_U, j_U, 0) \rangle| \geq \eta \|\nabla_U f(U, V, W)\|_2$,
- (ii) $|\langle \nabla_V f(U, V, W), V \dot{R}(i_V, j_V, 0) \rangle| \geq \eta \|\nabla_V f(U, V, W)\|_2$,
- (iii) $|\langle \nabla_W f(U, V, W), W \dot{R}(i_W, j_W, 0) \rangle| \geq \eta \|\nabla_W f(U, V, W)\|_2$,

where $\dot{R}(i, j, 0) = \frac{\partial}{\partial \phi} R(i, j, \phi) \Big|_{\phi=0}$.

Proof. Observe that

$$\dot{R}(i, j, 0) = \begin{bmatrix} 0 & & & & & \\ & \ddots & & & & \\ & & 0 & & -1 & \\ & & & \ddots & & \\ & & 1 & & 0 & \\ & & & & & \ddots \\ & & & & & & 0 \end{bmatrix} \begin{matrix} i \\ \\ j \\ \\ \end{matrix}.$$

From the definition of the operator Λ we see that matrix $\Lambda(U)$ is skew-symmetric. Then, from the fact that the Euclidian norm is invariant to unitary transformations and from the

relation (3.2) we have

$$|\langle \nabla_U f(U, V, W), U \dot{R}(i, j, 0) \rangle| = |\langle U \Lambda(U), U \dot{R}(i, j, 0) \rangle| = |\langle \Lambda(U), \dot{R}(i, j, 0) \rangle| = 2|\Lambda(U)_{ij}|. \quad (3.4)$$

We can always find index pair (i_U, j_U) such that

$$|\Lambda(U)_{i_U j_U}| \geq \frac{1}{n} \|\Lambda(U)\|_2.$$

Inserting this into equation (3.4) with $(i, j) = (i_U, j_U)$ we get

$$|\langle \nabla_U f(U, V, W), U \dot{R}(i_U, j_U, 0) \rangle| \geq \frac{2}{n} \|\Lambda(U)\|_2 \geq \eta \|\Lambda(U)\|_2 = \eta \|\nabla_U f(U, V, W)\|_2,$$

which proves assertion (i). Since the matrices $\Lambda(V)$ and $\Lambda(W)$ are also skew-symmetric in the same way we get

$$\begin{aligned} |\langle \nabla_V f(U, V, W), V \dot{R}(i_V, j_V, 0) \rangle| &\geq \frac{2}{n} \|\Lambda(V)\|_2 \geq \eta \|\Lambda(V)\|_2 = \eta \|\nabla_V f(U, V, W)\|_2, \\ |\langle \nabla_W f(U, V, W), W \dot{R}(i_W, j_W, 0) \rangle| &\geq \frac{2}{n} \|\Lambda(W)\|_2 \geq \eta \|\Lambda(W)\|_2 = \eta \|\nabla_W f(U, V, W)\|_2. \end{aligned}$$

This proves assertions (ii) and (iii), respectively. \square

Remark 3.3. Conditions (2.21)–(2.23) are equivalent to

$$\begin{aligned} 2|\Lambda(U)_{ij}| &\geq \eta \|\Lambda(U)\|_2, \\ 2|\Lambda(V)_{ij}| &\geq \eta \|\Lambda(V)\|_2, \\ 2|\Lambda(W)_{ij}| &\geq \eta \|\Lambda(W)\|_2, \end{aligned}$$

where $\Lambda(\cdot)$ is as in the relation (3.3).

Lemma 3.4. Let $U_k, V_k, W_k, k \geq 0$ be the sequences generated by Algorithm 2.1. Let $\overline{U}, \overline{V}, \overline{W}$ be a triplet of orthogonal matrices satisfying $\nabla f(\overline{U}, \overline{V}, \overline{W}) \neq 0$. Then there exist $\epsilon > 0$ and $\delta > 0$ such that

$$\|U_k - \overline{U}\|_2 < \epsilon, \quad \|V_k - \overline{V}\|_2 < \epsilon, \quad \|W_k - \overline{W}\|_2 < \epsilon$$

imply

$$f(U_{k+1}, V_{k+1}, W_{k+1}) - f(U_k, V_k, W_k) \geq \delta. \quad (3.5)$$

Proof. Let us fix the iteration k . To shorten the notation set $\phi_U = \phi_{U,k}, \phi_V = \phi_{V,k}, \phi_W = \phi_{W,k}$, and $R_{U,k} = R(i_k, j_k, \phi_U), R_{V,k} = R(i_k, j_k, \phi_V), R_{W,k} = R(i_k, j_k, \phi_W)$. We define three functions $h_k^{(1)}, h_k^{(2)}, h_k^{(3)} : \mathbb{R} \rightarrow \mathbb{R}$,

$$\begin{aligned} h_k^{(1)}(\phi_1) &= f(U_k R(i_k, j_k, \phi_1), V_k, W_k), \\ h_k^{(2)}(\phi_2) &= f(U_k R_{U,k}, V_k R(i_k, j_k, \phi_2), W_k), \\ h_k^{(3)}(\phi_3) &= f(U_k R_{U,k}, V_k R_{V,k}, W_k R(i_k, j_k, \phi_3)). \end{aligned}$$

Further on, we define the function $h_k : \mathbb{R} \times \mathbb{R} \times \mathbb{R} \rightarrow \mathbb{R}$,

$$h_k(\phi_1, \phi_2, \phi_3) = f(U_k R(i_k, j_k, \phi_1), V_k R(i_k, j_k, \phi_2), W_k R(i_k, j_k, \phi_3)).$$

Since $R(i_k, j_k, 0) = I$,

$$h_k(0, 0, 0) = f(U_k, V_k, W_k).$$

From the construction of the Algorithm 2.1 we know that

$$\begin{aligned}\max_{\phi_1} h_k^{(1)}(\phi_1) &= h_k^{(1)}(\phi_U) = f(U_k R_{U,k}, V_k, W_k), \\ \max_{\phi_2} h_k^{(2)}(\phi_2) &= h_k^{(2)}(\phi_V) = f(U_k R_{U,k}, V_k R_{V,k}, W_k), \\ \max_{\phi_3} h_k^{(3)}(\phi_3) &= h_k^{(3)}(\phi_W) = f(U_k R_{U,k}, V_k R_{V,k}, W_k R_{W,k}),\end{aligned}$$

and the k th step of the algorithm is represented by

$$h_k(\phi_U, \phi_V, \phi_W) = f(U_k R_{U,k}, V_k R_{V,k}, W_k R_{W,k}) = f(U_{k+1}, V_{k+1}, W_{k+1}).$$

Moreover, it is easy to see from the the algorithm that

$$f(U_{k+1}, V_{k+1}, W_{k+1}) \geq f(U_{k+1}, V_{k+1}, W_k) \geq f(U_{k+1}, V_k, W_k) \geq f(U_k, V_k, W_k). \quad (3.6)$$

To attain inequality (3.5) we need at least one sharp inequality in (3.6).

If $\nabla f(\overline{U}, \overline{V}, \overline{W}) \neq 0$, then at least one partial gradient of f is not zero, that is

$$\nabla_U f(\overline{U}, \overline{V}, \overline{W}) \neq 0, \nabla_V f(\overline{U}, \overline{V}, \overline{W}) \neq 0, \text{ or } \nabla_W f(\overline{U}, \overline{V}, \overline{W}) \neq 0.$$

Let us assume that $\nabla_U f(\overline{U}, \overline{V}, \overline{W}) \neq 0$. Then there exists $\epsilon > 0$ such that

$$\mu_1 := \min\{\|\nabla_U f(U, V, W)\|_2 : \|U - \overline{U}\|_2 < \epsilon\} > 0. \quad (3.7)$$

We use the Taylor expansion of the function $h_k^{(1)}$ around 0,

$$h_k^{(1)}(\phi_1) = h_k^{(1)}(0) + (h_k^{(1)})'(0)\phi_1 + \frac{1}{2}(h_k^{(1)})''(\xi)\phi_1^2, \quad 0 < \xi < \phi_1.$$

Set $M_1 = \max |(h_k^{(1)})''(\xi)| < \infty$. Then we have

$$h_k^{(1)}(\phi_1) - h_k^{(1)}(0) \geq (h_k^{(1)})'(0)\phi_1 - \frac{1}{2}M_1\phi_1^2. \quad (3.8)$$

The derivative of $h_k^{(1)}$ is given by

$$(h_k^{(1)})'(\phi_1) = \langle \nabla_U f(U_k R(i_k, j_k, \phi_1), V_k, W_k), U_k \dot{R}(i_k, j_k, \phi_1) \rangle.$$

In particular,

$$(h_k^{(1)})'(0) = \langle \nabla_U f(U_k, V_k, W_k), U_k \dot{R}(i_k, j_k, 0) \rangle. \quad (3.9)$$

It follows from Lemma 3.2(i) and relation (3.9) that

$$|(h_k^{(1)})'(0)| \geq \eta \|\nabla_U f(U_k, V_k, W_k)\|_2. \quad (3.10)$$

Therefore, from (3.10) and (3.7) we get

$$|(h_k^{(1)})'(0)| \geq \eta \mu_1 > 0. \quad (3.11)$$

We go back to the inequality (3.8). For $\phi_1 = \frac{1}{M_1}(h_k^{(1)})'(0)$, using the definition of the function $h_k^{(1)}$ and relations (3.6) and (3.11), we obtain

$$\begin{aligned} & f(U_{k+1}, V_{k+1}, W_{k+1}) - f(U_k, V_k, W_k) \\ & \geq f(U_{k+1}, V_k, W_k) - f(U_k, V_k, W_k) = h_k^{(1)}(\phi_1) - h_k^{(1)}(0) \\ & \geq (h_k^{(1)})'(0)\phi_1 - \frac{1}{2}M_1\phi_1^2 = \frac{1}{M_1}((h_k^{(1)})'(0))^2 - \frac{1}{2M_1}((h_k^{(1)})'(0))^2 \\ & \geq \frac{\eta^2\mu_1^2}{2M_1} = \delta > 0, \end{aligned}$$

which proves the lemma.

Now we assume that $\nabla_U f(\overline{U}, \overline{V}, \overline{W}) = 0$ and $\nabla_V f(\overline{U}, \overline{V}, \overline{W}) \neq 0$. There is $\epsilon > 0$ such that

$$\mu_2 := \min\{\|\nabla_V f(U, V, W)\|_2 : \|V - \overline{V}\|_2 < \epsilon\} > 0. \quad (3.12)$$

In this case we use the Taylor expansion of the function $h_k^{(2)}$ around 0. We have

$$h_k^{(2)}(\phi_2) - h_k^{(2)}(0) \geq (h_k^{(2)})'(0)\phi_2 - \frac{1}{2}M_2\phi_2^2, \quad (3.13)$$

for $M_2 = \max |(h_k^{(2)})''(\xi)| < \infty$, and

$$(h_k^{(2)})'(0) = \langle \nabla_V f(U_k, V_k, W_k), V_k \dot{R}(i_k, j_k, 0) \rangle.$$

Lemma 3.2(ii) and relation (3.12) imply

$$|(h_k^{(2)})'(0)| \geq \eta \|\nabla_V f(U_k, V_k, W_k)\|_2 \geq \eta \mu_2 > 0. \quad (3.14)$$

The assertion of the lemma follows from (3.13), (3.6), and (3.14) with $\phi_2 = \frac{1}{M_2}(h_k^{(2)})'(0)$.

Finally, if $\nabla_U f(\overline{U}, \overline{V}, \overline{W}) = 0$ and $\nabla_V f(\overline{U}, \overline{V}, \overline{W}) = 0$, since $\nabla f(U, V, W)(\overline{U}, \overline{V}, \overline{W}) \neq 0$, then it must be that $\nabla_W f(\overline{U}, \overline{V}, \overline{W}) \neq 0$. Then, there is $\epsilon > 0$ such that

$$\mu_3 := \min\{\|\nabla_W f(U, V, W)\|_2 : \|W - \overline{W}\|_2 < \epsilon\} > 0. \quad (3.15)$$

Here we need the Taylor expansion of $h_k^{(3)}$ around 0,

$$h_k^{(3)}(\phi_3) - h_k^{(3)}(0) \geq (h_k^{(3)})'(0)\phi_3 - \frac{1}{2}M_3\phi_3^2, \quad (3.16)$$

for $M_3 = \max |(h_k^{(3)})''(\xi)| < \infty$. We repeat the same steps as for the preceding two cases. We have

$$(h_k^{(3)})'(0) = \langle \nabla_W f(U_k, V_k, W_k), W_k \dot{R}(i_k, j_k, 0) \rangle,$$

and, using Lemma 3.2(iii) and the relation (3.15), it follows that

$$|(h_k^{(3)})'(0)| \geq \eta \|\nabla_W f(U_k, V_k, W_k)\|_2 \geq \eta \mu_3 > 0. \quad (3.17)$$

We attain inequality (3.5) using (3.16), (3.6), and (3.17) with $\phi_3 = \frac{1}{M_3}(h_k^{(3)})'(0)$. \square

Using Lemma 3.4 we can prove Theorem 3.1.

Proof of Theorem 3.1. Suppose that \overline{U} , \overline{V} , \overline{W} are, respectively, the accumulation points of the sequences $\{U_j\}_{j \geq 1}$, $\{V_j\}_{j \geq 1}$, $\{W_j\}_{j \geq 1}$ generated by Algorithm 2.1. Then there are subsequences $\{U_j\}_{j \in K_U}$, $\{V_j\}_{j \in K_V}$, $\{W_j\}_{j \in K_W}$, such that

$$\{U_j\}_{j \in K_U} \rightarrow \overline{U}, \quad \{V_j\}_{j \in K_V} \rightarrow \overline{V}, \quad \{W_j\}_{j \in K_W} \rightarrow \overline{W},$$

where $K_U, K_V, K_W \subseteq \mathbb{N}$.

Assume that $(\overline{U}, \overline{V}, \overline{W})$ is not a stationary point of the function f , that is

$$\nabla f(\overline{U}, \overline{V}, \overline{W}) \neq 0. \quad (3.18)$$

Then, for any $\epsilon > 0$, there are $k_0^{(U)} \in K_U$, $k_0^{(V)} \in K_V$, $k_0^{(W)} \in K_W$ such that

$$\|U_k - \hat{U}\|_2 < \epsilon, \quad \|V_k - \hat{V}\|_2 < \epsilon, \quad \|W_k - \hat{W}\|_2 < \epsilon,$$

for every $k > k_0$, $k_0 = \max\{k_0^{(U)}, k_0^{(V)}, k_0^{(W)}\}$. Thus, Lemma 3.4 implies $f(U_{k+1}, V_{k+1}, W_{k+1}) - f(U_k, V_k, W_k) \geq \delta > 0$. It follows that

$$f(U_k, V_k, W_k) \rightarrow \infty,$$

when $k \rightarrow \infty$. Since f is continuous, if (U_k, V_k, W_k) converges, then $f(U_k, V_k, W_k)$ should converge, too. This gives a contradiction. Therefore, assumption (3.18) is not true and $(\overline{U}, \overline{V}, \overline{W})$ is a stationary point of f . \square

Note that all results from this section can be generalized for the order- d tensors, $d > 3$.

4. NUMERICAL EXAMPLES

We illustrate the convergence of Algorithm 2.1 through several numerical examples. We observe the relative off-norm of a tensor which is given as

$$\frac{\text{off}(\mathcal{A})}{\|\mathcal{A}\|} \quad (4.1)$$

for some tensor \mathcal{A} . For a diagonal tensor value (4.1) is equal zero, while for a random tensor it is, typically, close to one.

Figure 1 shows the change of the relative off-norm. We distinguish two different situations, one where a tensor can be completely diagonalized using orthogonal transformations, and a more general one where orthogonal diagonalization is not possible. For the first set of tensors we get $\frac{\text{off}(\mathcal{A})}{\|\mathcal{A}\|} = 0$. Otherwise, we get the convergence to some value between 0 and 1. A random diagonalizable tensor is constructed such that a diagonal tensor with random entries on the diagonal is multiplied in each mode by orthogonal matrices obtained from QR factorizations of three random matrices. The algorithm uses row-wise cyclic pivot ordering (2.19) with different values of the parameter η .

In Figure 2 we compare five different pivot orderings. In addition to the row-wise top to bottom (2.19) and the column-wise left to right (2.20) ordering we have row-wise bottom to top

$$\mathcal{O}'_r = (n-1, n), (n-2, n-1), (n-2, n), (n-3, n-2), \dots, (2, n), (1, 2), \dots, (1, n),$$

column-wise right to left

$$\mathcal{O}'_c = (1, n), \dots, (n-1, n), (1, n-1), \dots, (n-2, n-1), \dots, (1, 2),$$

and diagonal ordering of pivot pairs

$$\mathcal{O}_d = (1, 2), (2, 3), (3, 4), \dots, (n-1, n), (1, 3), (2, 4), \dots, (n-2, n), (1, 4), \dots, (1, n).$$

We run the algorithm on six random tensors, four that can not be diagonalized by orthogonal transformations and two diagonalizable ones, all with $\eta = \frac{1}{20n}$. As expected, different pivot strategies are faster/slower on different tensors. However, no matter what pivot strategy we choose, the algorithm converges to the same point.

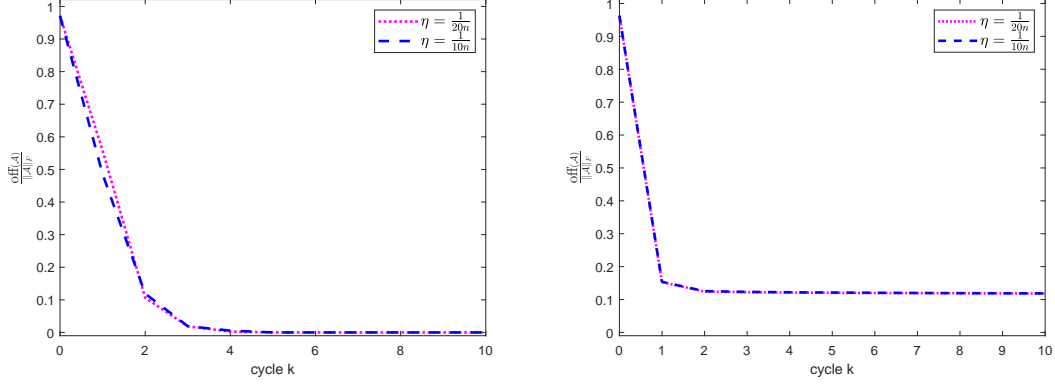


FIGURE 1. Change in the relative off-norm for two $30 \times 30 \times 30$ tensors with different values of η . Left: Diagonalizable tensor. Right: Non-diagonalizable tensor.

In Figure 3 we compare two different initialization for our Jacobi-type algorithm. First one is identity initialization as it was done in Algorithm 2.1. There we have

$$\mathcal{A}^{(0)} = \mathcal{A}, \quad U_0 = V_0 = W_0 = I. \quad (4.2)$$

The other initialization that can be used is coming from the HOSVD of \mathcal{A} , see [5],

$$\mathcal{A} = \tilde{\mathcal{S}} \times_1 \tilde{U} \times_2 \tilde{V} \times_3 \tilde{W},$$

where \tilde{U} , \tilde{V} , and \tilde{W} are matrices of left singular vectors of matricizations $A_{(1)}$, $A_{(2)}$, and $A_{(3)}$, respectively, and

$$\tilde{\mathcal{S}} = \mathcal{A} \times_1 \tilde{U}^T \times_2 \tilde{V}^T \times_3 \tilde{W}^T.$$

Then, instead of the initialization (4.2), we set

$$\mathcal{A}^{(0)} = \tilde{\mathcal{S}}, \quad U_0 = \tilde{U}, \quad V_0 = \tilde{V}, \quad W_0 = \tilde{W}. \quad (4.3)$$

We run the algorithm with $\eta = \frac{1}{20n}$ on two random tensors. We can see that the HOSVD initialization is superior in the several beginning cycles. This is the case because the core tensor $\tilde{\mathcal{S}}$ from the HOSVD of \mathcal{A} is significantly closer to a diagonal tensor than the starting tensor \mathcal{A} . Nevertheless, after those first cycles, both initializations are equally good.

5. SYMMETRIC AND ANTISYMMETRIC TENSORS

5.1. Symmetric case. We say that a tensor is symmetric if its elements remain constant under any permutation of indices. For a symmetric tensor $\mathcal{X} \in \mathbb{R}^{n \times n \times n}$ we have

$$x_{ijk} = x_{ikj} = x_{jik} = x_{jki} = x_{kij} = x_{kji}.$$

Tensor symmetrization is the operator sym such that

$$\text{sym}(\mathcal{X}) = (x_{ijk} + x_{ikj} + x_{jik} + x_{jki} + x_{kij} + x_{kji})/6, \quad (5.1)$$

for a 3rd order tensor \mathcal{X} . It is easy to check that if \mathcal{X} is symmetric, then $\text{sym}(\mathcal{X}) = \mathcal{X}$. Symmetric tensors were studied in details in [12] and [11] where authors also work with a Jacobi-type

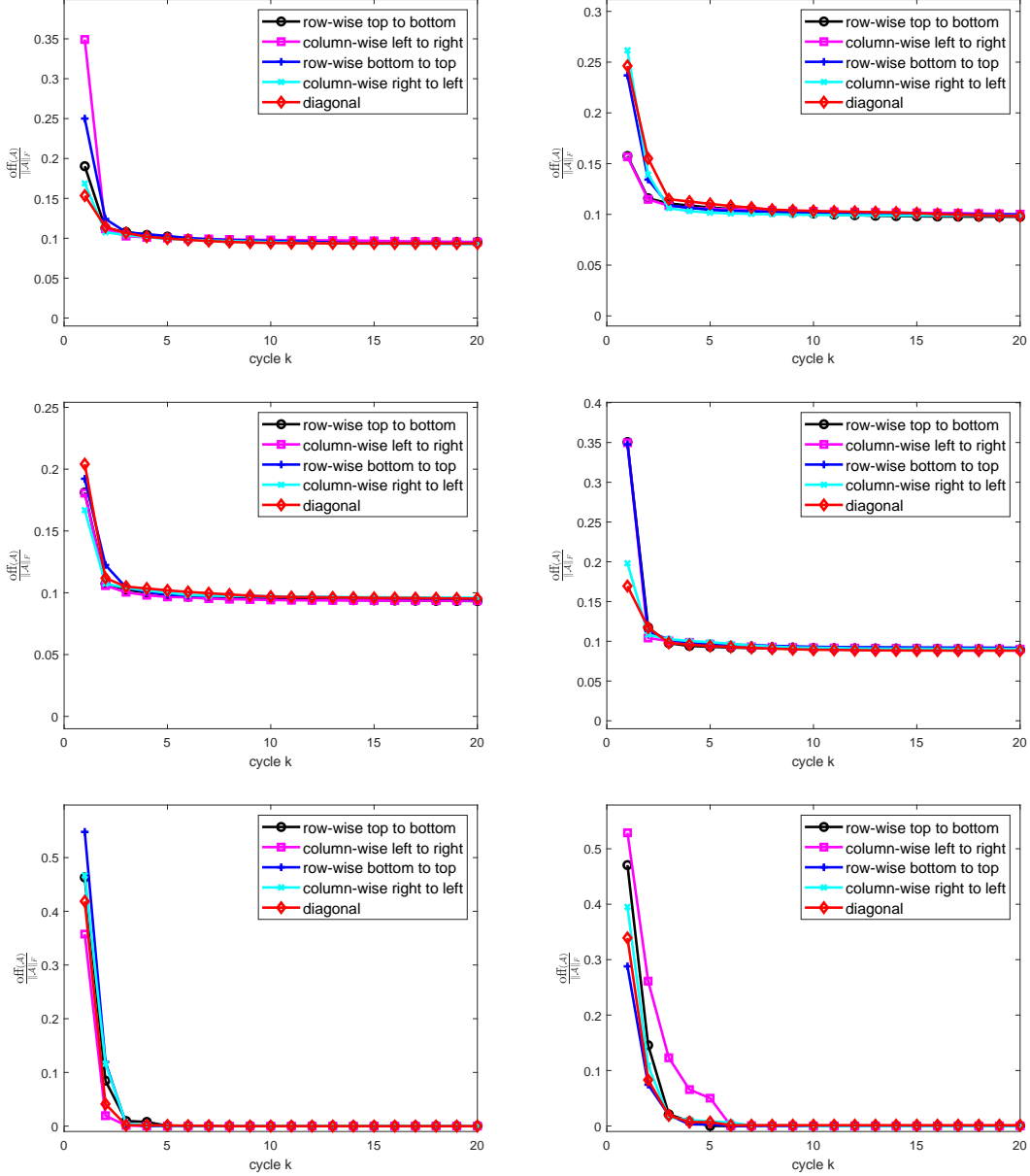


FIGURE 2. Change in the relative off-norm for six $10 \times 10 \times 10$ tensors with different pivot strategies.

algorithm. In the structure-preserving symmetric SVD-like tensor decomposition orthogonal transformations are the same in each mode and one has

$$\mathcal{A} = \mathcal{S} \times_1 U \times_2 U \times_3 U,$$

instead of (2.4), and the objective function is a function of only one variable,

$$f(U) = \|\text{diag}(\mathcal{A} \times_1 U^T \times_2 U^T \times_3 U^T)\|^2.$$

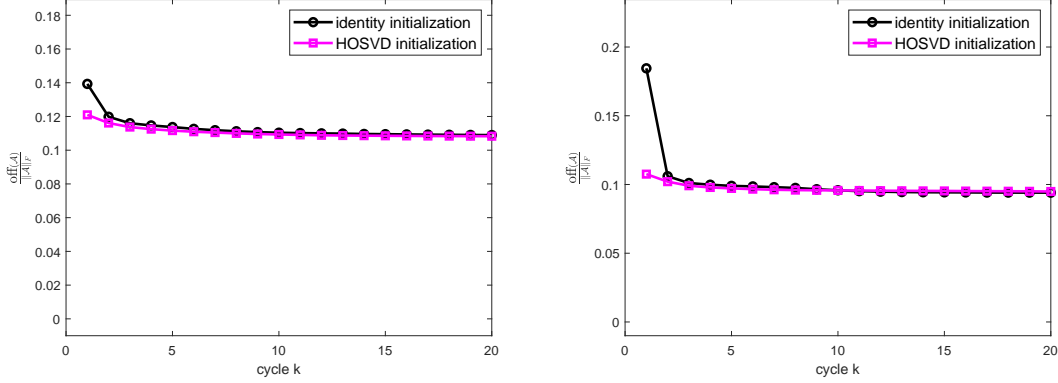


FIGURE 3. Convergence of the algorithm with different initializations. Left: $20 \times 20 \times 20$ tensor. Right: $10 \times 10 \times 10$ tensor.

Since our algorithm for the general tensors uses ALS approach, rotations $R_{U,k}$, $R_{V,k}$, and $R_{W,k}$ in the k th step are chosen depending on different tensors. Consequently, they are not all the same. Therefore, the algorithm is not structure-preserving. In other words, tensor $\mathcal{A}^{(k)}$ does not need to inherit symmetry of the starting tensor $\mathcal{A}^{(0)}$. We have noticed in practice that when we set smaller values of η from (2.21)–(2.23), after convergence criterion in Algorithm 2.1 is satisfied, the Algorithm, in most of the cases, returns mutually equal matrices U, V, W and a symmetric tensor \mathcal{S} . However, this is not the case for larger η . We will show this behaviour on an example.

Departure from the symmetry is measured as the distance in the Frobenius norm between the tensor \mathcal{A} and its symmetrization $\text{sym}(\mathcal{A})$,

$$\|\mathcal{A} - \text{sym}(\mathcal{A})\|, \quad (5.2)$$

where sym is defined as in (5.1). Obviously, if \mathcal{A} is symmetric, then expression (5.2) is equal to zero. Distance between the pairs of matrices is measured by $\|U - V\|_2$, $\|U - W\|_2$, and $\|V - W\|_2$. We applied Algorithm 2.1 with two different values, $\eta = \frac{1}{20n}$ and $\eta = \frac{1}{2000n}$ on the same randomly generated symmetric $20 \times 20 \times 20$ tensor \mathcal{A} . For $\eta = \frac{1}{2000n}$ in the left picture in Figure 4 we can see that after we start with a symmetric tensor, symmetry is lost already in the first cycle, as expected, but tensor becomes more and more symmetric through iterations and the sequence $(\mathcal{A}^{(k)})_k$ converges to a symmetric tensor. In the right pictures we see that the distance between each pair of matrices U_k, V_k, W_k converges to zero, that is, U_k, V_k, W_k converge to the same matrix. This does not happen for $\eta = \frac{1}{20n}$.

5.2. Antisymmetric case. A tensor is antisymmetric if its elements change sign when permuting pairs of indices. For an antisymmetric tensor $\mathcal{X} \in \mathbb{R}^{n \times n \times n}$ we have

$$x_{ijk} = x_{jki} = x_{kij} = -x_{ikj} = -x_{jik} = -x_{kji}.$$

In every antisymmetric tensor elements on the positions where two or more indices are the same are equal to zero. Hence, all elements on the diagonal of an antisymmetric tensor are zero. This is the reason why, contrary to the symmetric case where one may be interested in a structure-preserving algorithm, we are not interested in preserving the antisymmetry. Still, antisymmetric tensors need some special attention.

If we apply the algorithm directly in the form given in Algorithm 2.1, with the identity initialization, the algorithm will fail when computing the rotation angle. This happens because

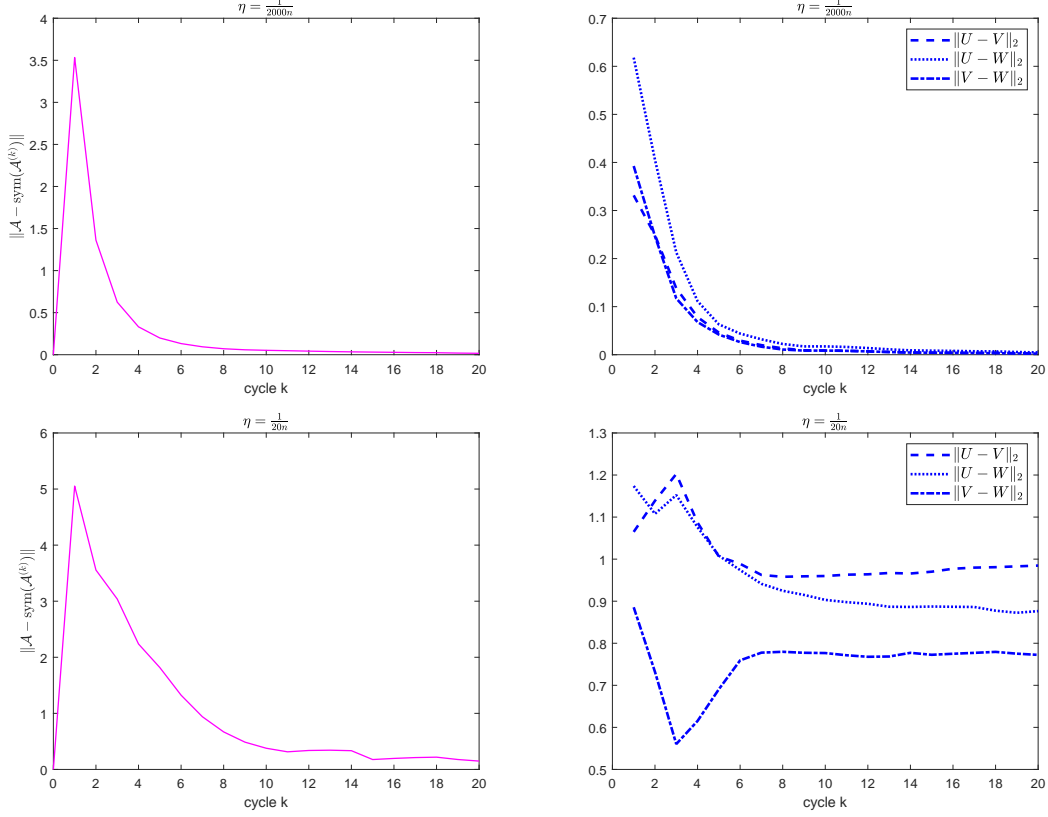


FIGURE 4. Departure from the symmetry for a random symmetric $20 \times 20 \times 20$ tensor.

for an antisymmetric tensor, when computing the tangent of the double rotation angle (2.16), (2.17), and (2.18), we get both numerator and denominator equal to zero. We can overcome this problem with a preconditioning step.

Instead of the identity initialization (4.2) we are going to use the HOSVD initialization (4.3) as described in Section 4. By \tilde{U} , \tilde{V} , and \tilde{W} we denote matrices of the left singular vectors of $A_{(1)}$, $A_{(2)}$, and $A_{(3)}$, respectively. Then we have

$$\begin{aligned} \mathcal{A}^{(0)} &= \tilde{\mathcal{S}} = \mathcal{A} \times_1 \tilde{U}^T \times_2 \tilde{V}^T \times_3 \tilde{W}^T, \\ U_0 &= \tilde{U}, \quad V_0 = \tilde{V}, \quad W_0 = \tilde{W}. \end{aligned}$$

Such tensor $\mathcal{A}^{(0)}$ is not antisymmetric and rotation angles can be computed using the same formulas as before. In Figure 5 we show the change of the relative off-norm $\frac{\text{off}(\mathcal{A})}{\|\mathcal{A}\|}$ for two random antisymmetric tensors.

REFERENCES

- [1] E. Begović Kovač: *Finding the closest normal structured matrix*. Linear Algebra Appl. 617 (2021) 49–77.
- [2] E. Begović Kovač, D. Kressner: *Structure-preserving low multilinear rank approximation of antisymmetric tensors*. SIAM. J. Matrix Anal. Appl. 38(3) (2017) 967–983.
- [3] P. Comon: *Tensor diagonalization, a useful tool in signal processing*. IFAC Proceedings Volumes 27(8) (1994) Pages 77–82.
- [4] P. Comon, C. Jutten, eds.: *Handbook of Blind Source Separation*. Academic Press, Oxford, 2010.

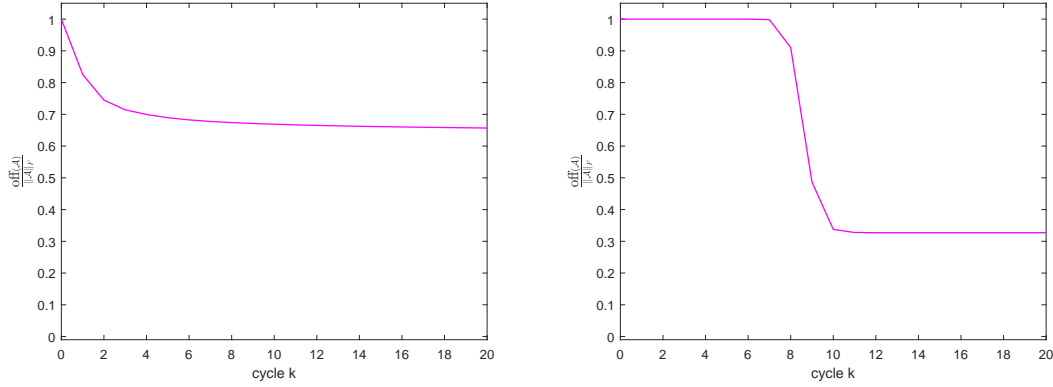


FIGURE 5. Change in the relative off-norm for two random antisymmetric tensors, $\eta = \frac{1}{20n}$. Left: $30 \times 30 \times 30$ tensor. Right: $5 \times 5 \times 5$ tensor.

- [5] L. De Lathauwer, B. De Moor, J. Vandewalle: *A Multilinear Singular Value Decomposition*. SIAM J. Matrix Anal. Appl. 21(4) (2000) 1253–1278.
- [6] L. De Lathauwer, B. De Moor, J. Vandewalle: *Independent component analysis and (simultaneous) third-order tensor diagonalization*. IEEE Transactions on Signal Processing 49 (2001) 2262–2271.
- [7] L. Grasedyck: *Hierarchical Singular Value Decomposition of Tensors*. SIAM J. Matrix Anal. Appl. 31(4) (2010) 2029–2054.
- [8] W. Hackbusch: *Tensor Spaces and Numerical Tensor Calculus*. Springer Series in Computational Mathematics 42, 2012.
- [9] M. Ishteva, P.-A. Absil, P. Van Dooren: *Jacobi algorithm for the best low multilinear rank approximation of symmetric tensors*. SIAM J. Matrix Anal. Appl. 34 (2) (2013) 651–672.
- [10] Kolda, T. G., Bader, B. W.: *Tensor decompositions and applications*. SIAM Rev. 51(3) (2009) 455–500.
- [11] J. Li, K. Usevich, P. Comon: *On approximate diagonalization of third order symmetric tensors by orthogonal transformations*. Linear Algebra Appl. 576(1) (2019) 324–351.
- [12] J. Li, K. Usevich, P. Comon: *Globally Convergent Jacobi-Type Algorithms for Simultaneous Orthogonal Symmetric Tensor Diagonalization*. SIAM J. Matrix Anal. Appl. 39(1) (2018) 1–22.
- [13] C. D. Moravitz Martin, C. F. Van Loan: *A Jacobi-type method for computing orthogonal tensor decompositions*. SIAM J. Matrix Anal. Appl. 30(3) (2008) 1219–11232.
- [14] K. Usevich, J. Li, P. Comon: *Approximate matrix and tensor diagonalization by unitary transformations: convergence of Jacobi-type algorithms*. SIAM J. Optim. 30(4) (2020) 2998–3028.
- [15] N. Vannieuwenhoven, R. Vandebril, K. Meerbergen: *A New Truncation Strategy for the Higher-Order Singular Value Decomposition*. SIAM J. Sci. Comput. 34(2) (2012) A1027–A1052.