

# NSP-BERT: A Prompt-based Zero-Shot Learner Through an Original Pre-training Task — Next Sentence Prediction

Yi Sun\*, Yu Zheng\*, Chao Hao, Hangping Qiu<sup>†</sup>

Army Engineering University of PLA  
sunyi\_lgdx@sina.com

## Abstract

Using prompts to utilize language models to perform various downstream tasks, also known as **prompt-based learning** or **prompt-learning**, has lately gained significant success in comparison to the pre-train and fine-tune paradigm. Nonetheless, virtually all prompt-based methods are token-level, meaning they all utilize GPT’s left-to-right language model or BERT’s masked language model to perform cloze-style tasks. In this paper, we attempt to accomplish several NLP tasks in the zero-shot scenario using a BERT original pre-training task abandoned by RoBERTa and other models—Next Sentence Prediction (NSP). Unlike token-level techniques, our sentence-level prompt-based method **NSP-BERT** does not need to fix the length of the prompt or the position to be predicted, allowing it to handle tasks such as entity linking with ease. Based on the characteristics of NSP-BERT, we offer several quick building templates for various downstream tasks. We suggest a two-stage prompt method for word sense disambiguation tasks in particular. Our strategies for mapping the labels significantly enhance the model’s performance on sentence pair tasks. On the FewCLUE benchmark, our NSP-BERT outperforms other zero-shot methods on most of these tasks and comes close to the few-shot methods.<sup>1</sup>

## 1 Introduction

GPT-2 (up to 1.5B (Radford et al. 2019)) and GPT-3 (up to 175B (Brown et al. 2020)) are ultra-large-scale language models with billions of parameters that have recently demonstrated outstanding performance in various NLP tasks. Compared with previous state-of-the-art fine-tuning methods, they can achieve competitive results without any or with just a limited quantity of training data. Although studies have shown that scaling up the model improves task-agnostic and few-shot performance, some studies have shown that by constructing appropriate prompts for the model, models like BERT (Devlin et al. 2018) or RoBERTa (Liu et al. 2019) can achieve similar performance despite having a parameter count that is several orders of magnitude smaller (Schick and Schütze 2021b,a; Wang et al. 2021).

\*These authors contributed equally.

<sup>†</sup>Corresponding author: Hangping Qiu (qiuhp\_zy@163.com)

<sup>1</sup>Our code is available at <https://github.com/sunylgdx/NSP-BERT>

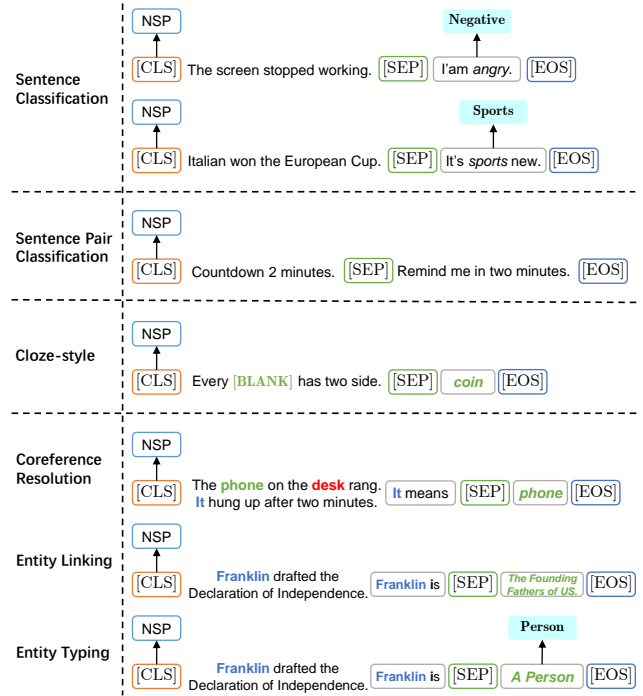


Figure 1: Prompts for various NLP tasks of NSP-BERT.

Since then, the area of natural language processing has seen a fresh wave of developments, including the introduction of a new paradigm known as **prompt-based learning** or **prompt-learning**, which follows the “*pre-train, prompt, and predict*” (Liu et al. 2021) process. In zero-shot and few-shot learning, prompt-learning has achieved a lot of success. Not only does it achieve outstanding performance, prompt-learning better integrates pre-training and downstream tasks and brings NLP tasks closer to human logic and habits.

The input text for the classification task, for example, “*The Italian team won the European Cup.*”, should be assigned to one of the candidate labels, such as Gaming, Sports, or Finance. At this point, the template “*This is [MASK] news.*” will be added to the original text, and the model will be asked to predict the missing word or span. The model’s output will then be mapped to the candidate

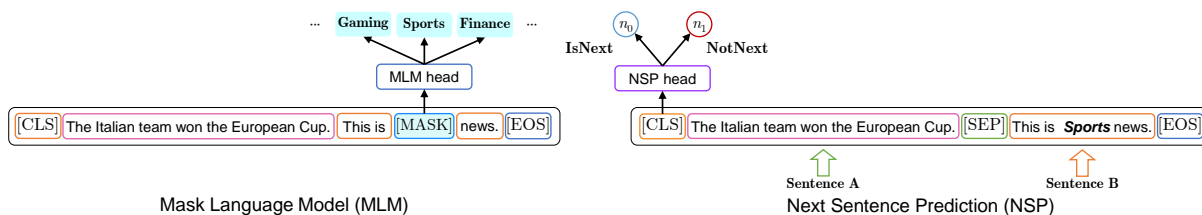


Figure 2: (Left) MLM task for token-level prompt-learning. (Right) NSP task for sentence-level prompt-learning.

labels. We could utilize the pre-training tasks of several types of language models (LM) to predict the abovementioned templates, including but not limited to Left-to-right LM (GPT series (Radford et al. 2018, 2019; Brown et al. 2020)), Masked LM (BERT (Devlin et al. 2018), RoBERTa (Liu et al. 2019)), prefix LM (UniLM (Dong et al. 2019; Bao et al. 2020)) and Encoder-decoder LM (T5 (Raffel et al. 2019), BART (Lewis et al. 2020)).

Although most research on prompt-learning has been conducted, the majority of the pre-training tasks used in prompt-learning are token-level, requiring the labels to be mapped to a fixed-length token span (Schick and Schütze 2021b,a; Cui et al. 2021). On the one hand, when the number of labels grows rapidly, this necessitates a lot of human labor. On the other hand, tasks with variable-length options make Left-to-right LM (L2R LM) or masked LM (MLM) difficult to cope with. The length of each candidate entity’s description, for example, varies significantly in the entity linking task.

At the same time, we observed that there is an original sentence-level pre-training object in vanilla BERT—NSP (Next Sentence Prediction), which is a binary classification task that predicts whether two sentences appear consecutively within a document or not. Many models, like RoBERTa (Liu et al. 2019) and many others (Conneau and Lample 2019; Yang et al. 2019; Joshi et al. 2020), have questioned and abandoned this task during pre-training. Nevertheless, based on the task’s features and object, we believe it is appropriate to use in prompt-learning.

Unlike most prior work, we present NSP-BERT, a sentence-level prompt-learning method. The paper’s main contributions can be summarized as follows:

- We propose the use of NSP, a sentence-level pre-training task for prompt-learning. On the FewCLUE benchmark, NSP-BERT has achieved the SOTA performance among zero-shot models without using any task-specific training data. Its performance is comparable to that of several few-shot learning methods.
- Based on the features of the downstream tasks, we propose two alternative label/answer mapping methods that significantly improved prompt-learning performance in the sentence-pair task.
- We suggest to use soft-position and two-stage prompt construction methods to alleviate the problem that sentence-level prompt-based models are not sensitive to token positions, which further improves the performance of NSP-BERT on word sense disambiguation tasks.
- We demonstrate that a simple sentence-level contrastive

learning pre-training task on interactive models can fit prompt-based learning well and solve various NLP tasks. It is very inspiring for zero-shot and few-shot learning.

## 2 Related Work

Many studies on prompt-learning for zero-shot or few-shot have been conducted. This section focuses on models at different levels and optimization methods.

### 2.1 Token-Level and Sentence-Level

**Token-Level Prompt-Learning** Token-level pre-training tasks, such as MLM (Shown in the left part of Figure 2) (Jiang et al. 2020; Schick and Schütze 2021b,a) or L2R LM (Radford et al. 2019; Brown et al. 2020; Cui et al. 2021), are commonly used in token-level prompt-learning approaches. Although the expected answer may be in the form of tokens, spans, or sentences in token-level prompt-learning, the predicted answer is always generated token by token. Tokens are usually mapped to the whole vocabulary or a set of candidate words (Petroni et al. 2019; Cui et al. 2021; Han et al. 2021; Adolphs, Dhuliawala, and Hofmann 2021; Hu et al. 2021). Take PET model (Schick and Schütze 2021b,a) as an example, the sentiment classification input/label pair is reformulated to “ $x$ : [CLS] *The Italian team won the European Cup. This is [MASK] news. [EOS]*,  $y$ : *Sports*”.

**Sentence-Level Prompt-Learning** Sentence-level methods concentrate on the relationship between sentences, with the model’s output usually mapped to a relationship space. As far as we know, EFL (Wang et al. 2021) is the only sentence-level model. It reformulates NLP tasks into sentence entailment-style tasks. For example, the sentiment classification input/label pair is reformulated to “ $x$ : [CLS] *The Italian team won the European Cup. [SEP] This is Sports news. [EOS]*,  $y$ : Entail”. The output of model is Entail or Not Entail. The EFL model can perform well on few-shot learning but not on Zero-shot tasks unless it is trained on labeled natural language inference (NLI) datasets like MNLI (Williams, Nangia, and Bowman 2018).

### 2.2 Optimization methods

**Automated Prompt** Manually designed prompts are highly unstable. Sometimes it is necessary to be familiar with the particular task and language model in order to construct a high-quality prompt. As a result, several studies attempt to automatically search for and generate prompts. LM-BFF (Gao, Fisch, and Chen 2021) model use conditional

likelihood to automatically select labels words, and use T5 (Raffel et al. 2019) to generate templates. AUTOPROMPT (Shin et al. 2020) uses a gradient-guided search to create prompts. Compared to the discrete prompt search methods mentioned above, P-tuning (Liu et al. 2021) employs trainable continuous prompt embeddings, with P-tuning, GPTs achieve comparable and sometimes better performance to similar-sized BERTs in supervised learning.

**Training Strategy** There are many optimization methods in prompt-learning. ADAPET (Tam et al. 2021) uses more supervision by decoupling the losses for the label tokens and a label-conditioned MLM objective over the full original input. PTR (Han et al. 2021) incorporates logic rules to compose task-specific prompts with several simple sub-prompts. (Zhao et al. 2021) pointed out that there are 3 types of bias (majority label bias, recency bias and common token bias) in GPT. By using content-free inputs (e.g. "N/A") to calibrate the model’s output probabilities, the performance of GPT-2 and GPT-3 has been substantially improved.

### 3 Framework of NSP-BERT

In this section, we will introduce the framework of NSP-BERT.

#### 3.1 Next Sentence Prediction

The next sentence prediction is one of the two basic pre-training tasks (the other is MLM) of the vanilla BERT model (Devlin et al. 2018) (Shown in the right part of Figure 2). This task inputs two sentences A and B into BERT at the same time to predict whether sentence B comes after sentence A in the same document. During specific training, for 50% of the time, B is the actual next sentence that follows A (IsNext), and for the other 50% of the time, we use a random sentence from the corpus (NotNext).

$$\mathbf{x}_{input} = [\text{CLS}]\mathbf{x}_i^{(1)}[\text{SEP}]\mathbf{x}_i^{(2)}[\text{EOS}] \quad (1)$$

Let  $\mathcal{M}$  denote the model trained on a large-scale corpus. This model is trained on both MLM task and NSP task at the same time.  $\mathbf{x}_i^{(1)}$  and  $\mathbf{x}_i^{(2)}$  denote sentence A and sentence B, respectively. The model’s input is  $\mathbf{x}_{input}$ , and  $q_{\mathcal{M}}$  denotes the output probability of model’s NSP head (Eq. 2).  $\mathbf{s} = \mathbf{W}_{\text{NSP}}\mathbf{h}_{[\text{CLS}]}$ , where  $\mathbf{h}_{[\text{CLS}]}$  is the hidden vector of [CLS] and  $\mathbf{W}_{\text{NSP}}$  is a matrix learned by NSP task,  $\mathbf{W}_{\text{NSP}} \in \mathbb{R}^{2 \times H}$ . The loss function of NSP task  $\mathcal{L}_{\text{NSP}} = -\log q_{\mathcal{M}}(n|\mathbf{x})$ , where  $n \in \{\text{IsNext}, \text{NotNext}\}$ .

$$q_{\mathcal{M}}(n_k|\mathbf{x}_i) = \frac{\exp s(n_k|\mathbf{x}_i^{(1)}, \mathbf{x}_i^{(2)})}{\sum_n \exp s(n|\mathbf{x}_i^{(1)}, \mathbf{x}_i^{(2)})} \quad (2)$$

NSP is a self-supervised task that is simple and weak. We believe the task is more likely to judge whether two sentences are from the same document since the negative sample is randomly picked from another unrelated document. In other words, rather of determining the order of two phrases, the NSP task may determine if they have the same topic and express the same semantics.

The NSP task is quite similar to a contrastive learning task, as shown in Figure 3. So, does the NSP just compare sentence similarities or does it have the ability to reason logically? The following are the major reasons why we believe NSP has logical reasoning ability:

- **The NSP task is interactive.** Tokens in one sentence could interact with their own tokens while also interacting with tokens in the other sentence.
- **The NSP task is trained alongside the MLM task.** The MLM task provides a training basis for the self-attention mechanism of the entire model.

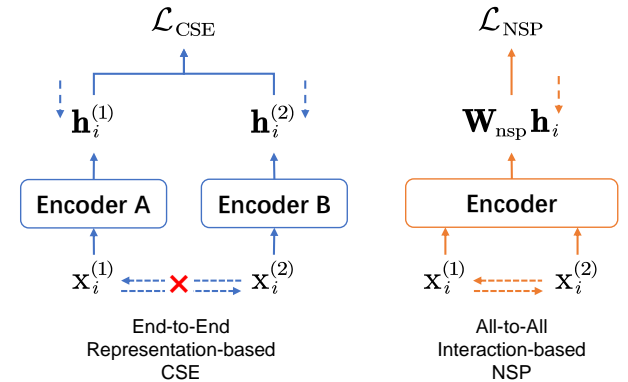


Figure 3: Conceptual comparison between End-to-End representation-based contrastive learning of sentence embeddings (CSE) and All-to-All interaction-based next sentence prediction (NSP). Except that the output of the model is not the representation of the sentence, the NSP task uses a weak self-supervision method to train the BERT.

NSP-BERT is a true prompt-based learner, not a sentence similarity matcher, as determined by the above two points. This will be confirmed in our experiments. The model performs better the closer the template is to a fluent and logical natural language sentence.

#### 3.2 Prompts in NSP-BERT

NSP-BERT, like other prompt-based learning methods, requires the construction of appropriate templates for various tasks. Since NSP-BERT does not rely on the training data of any downstream tasks, the template’s building form must closely match the original NSP task. In this section, we’ll show how to construct templates for different tasks.

**Single Sentence Task** Samples must be classified into different topics in the single sentence task. Sentiment analysis, for example, is the classification of texts into various sentiment trends. Suppose that the training dataset of a single sentence classification task  $\mathcal{D} = \{(\mathbf{x}_i, y_i)\}_{i=1}^N$ ,  $\mathbf{x}_i$  is the  $i$ th sentence in the total  $N$  samples, and the label of  $\mathbf{x}_i$  is  $y_i$ , which can be mapped to  $y^{(j)} \in \mathcal{Y}$ , where  $|\mathcal{Y}| = M$ ,  $M$  is the number of topics in this dataset. For each  $y^{(j)}$ , it will be mapped to a template  $p^{(j)} \in \mathcal{P}$ . And the input of the model will be,

$$\mathbf{x}_{input} = [\text{CLS}]\mathbf{x}_i[\text{SEP}]p^{(j)}[\text{EOS}], \quad (3)$$

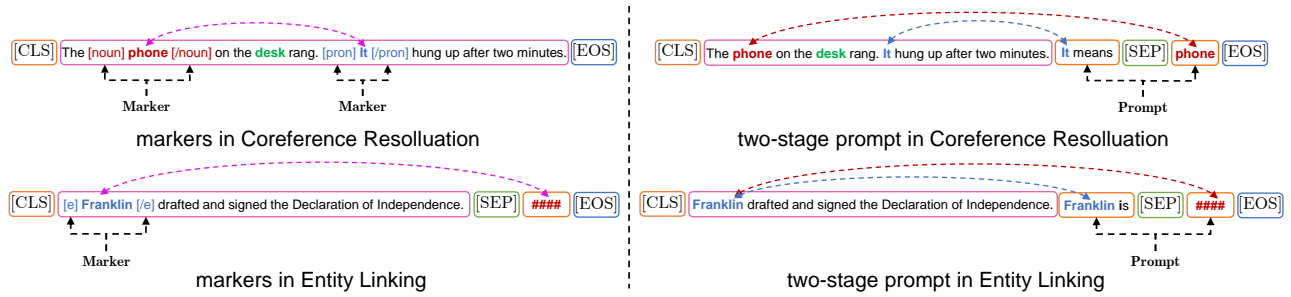


Figure 4: The comparison of markers (Left) and two-stage prompt (Right), examples in coreference resolution and entity linking/typing tasks.

the probability when the label of sample  $\mathbf{x}_i$  is  $y^{(j)}$  is:

$$q(y^{(j)}|\mathbf{x}_i) = \frac{\exp q_{\mathcal{M}}(n = \text{IsNext}|\mathbf{x}_i, p^{(j)})}{\sum_{p^{(k)} \in \mathcal{P}} \exp q_{\mathcal{M}}(n = \text{IsNext}|\mathbf{x}_i, p^{(k)})} \quad (4)$$

**Sentence Pair Task** The sentence pair tasks aim to identify the relationship between two sentences. Such as OC-NLI (Hu et al. 2020), BUSTM (of OPPO XiaoBu 2021) and CSL (Xu et al. 2020) used in this paper. This type of dataset  $\mathcal{D} = \{(\mathbf{x}_i^{(1)}, \mathbf{x}_i^{(2)}, y_i)\}_{i=1}^N$  contains  $N$  samples, each with 2 sentences  $\mathbf{x}_i^{(1)}$  and  $\mathbf{x}_i^{(2)}$ . The relationship between them is  $y_i$ , which can be mapped to  $y^{(j)} \in \mathcal{Y}$ , where  $|\mathcal{Y}| = M$ , is the number of relationship types. Its input is the same as Eq. 1. The output of the NSP model  $q_{\mathcal{M}}(\mathbf{x}_i)$  is shown in Eq. 5. (We do not directly associate the output of the NPS model directly with the labels here.)

$$q(\mathbf{x}_i) = q_{\mathcal{M}}(n = \text{IsNext}|\mathbf{x}_i^{(1)}, \mathbf{x}_i^{(2)}) \quad (5)$$

**Cloze-Style Task** The cloze-style task is to give a sentence with blanks, and the model must find the most appropriate tokens or spans to fill in the blanks. The dataset  $\mathcal{D} = \{(\mathbf{x}_i, c_i^{(1)}, \dots, c_i^{(j)}, \dots, y_i)\}_{i=1}^N$ . For each sample, there is a sentence  $\mathbf{x}_i$  with a [BLANK], and there are  $K_i$  candidates  $\{c_i^{(j)}\}_{j=1}^{K_i}$  to be chosen. For each option  $c_i^{(j)}$ , there is a template  $p_i^{(j)} \in \mathcal{P}_i$  corresponding to it. Given the input

$$\mathbf{x}_{input} = [\text{CLS}]\mathbf{x}_i[\text{SEP}]p_i^{(j)}[\text{EOS}], \quad (6)$$

the output of model is:

$$q(y_i^{(j)}|\mathbf{x}_i) = \frac{\exp q_{\mathcal{M}}(n = \text{IsNext}|\mathbf{x}_i, p_i^{(j)})}{\sum_{p_i^{(k)} \in \mathcal{P}_i} \exp q_{\mathcal{M}}(n = \text{IsNext}|\mathbf{x}_i, p_i^{(k)})}. \quad (7)$$

As shown in Figure 5, in cloze-style task (such as ChID), if we use the regular position embeddings (hard-position embeddings), the candidate word *coin* can't perceive the [BLANK] and the context. Inspired by (Liu et al. 2020) and (Sun et al. 2020), we adopt the soft-position index which allows NSP to work similarly like MLM. We align the position index of the candidate word *coin* with [BLANK].

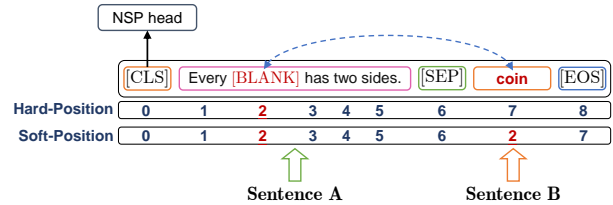


Figure 5: Soft-position and hard-position in NSP-BERT.

**Word Sense Disambiguation** In a fully supervised training scenario, we may add markers before and after the word to identify the word to be disambiguated (Huang et al. 2019; Soares et al. 2019; Wu and He 2019), as illustrated in Figure 4. Because there is no downstream tasks training data for sentence-level prompt-learning, it is impossible to identify the target word's position by markers. We propose a **Two-Stage Prompt** construction method to indicate the target word using natural language descriptions in our NSP-BERT.

- **Stage 1:** Prompt the target word at the end of sentence A. This stage's purpose is to provide enough context for the target word.
- **Stage 2:** Prompt the description of the candidate word sense in sentence B.

Feed the two-stage prompt into the language model, and it will determine if the sentence is fluent and reasonable. Let  $p_{i,1}^{(j)}$  and  $p_{i,2}^{(j)}$  denote the first and the second part of the prompt. The model's input is:

$$\mathbf{x}_{input} = [\text{CLS}]\mathbf{x}_i, p_{i,1}^{(j)}[\text{SEP}]p_{i,2}^{(j)}[\text{EOS}]. \quad (8)$$

### 3.3 Answer Mapping

It's easy to observe that not all probability outputs in the above tasks are directly linked with labels. This is because not all datasets can provide contrastive candidate objections (sentiments/topics/idioms/entities). Pre-trained language models, on the other hand, are not susceptible to negative inference (Kassner and Schütze 2020), the NSP model is no exception. As a result, we propose two answer mapping methods, **candidates-contrast** answer mapping and **samples-contrast** answer mapping, for different situations.



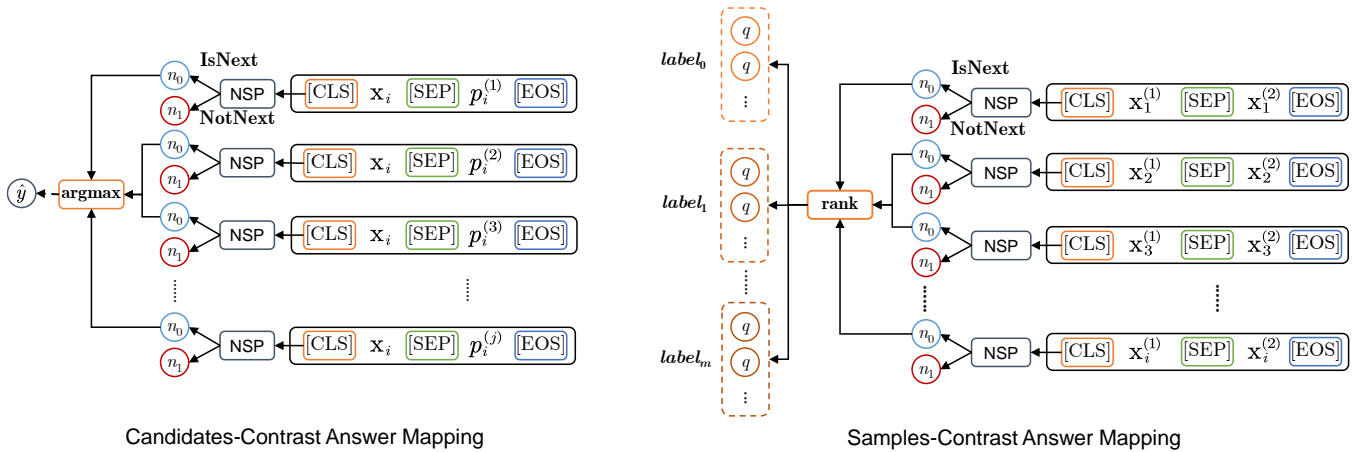


Figure 6: Two answer mapping methods candidates-contrast method (Left) and samples-contrast method (Right).

**Candidates-Contrast** For datasets with multiple candidates, such as candidate sentiments (EPRSTMT), candidate topics (TNEWS, IFLYTEK and CSLDCP), candidate idioms (ChID) and candidate entities (DuEL). For the above datasets, there is a template  $p_i^{(j)}$  (or  $p_i$ ) corresponding to the label  $y_i^{(j)}$  (or  $y_i$ ). As show in Figure 6. We take the highest probability output by  $\mathcal{M}$  among the candidates as the final output answer where the condition is *IsNext*:

$$\begin{aligned} \hat{y}_i &= \arg \max_j q(y_i^{(j)} | \mathbf{x}_i) \\ &= \arg \max_j q_{\mathcal{M}}(n = \text{IsNext} | \mathbf{x}_i, p_i^{(j)}) \end{aligned} \quad (9)$$

**Samples-Contrast** For datasets with no candidate for contrast (such as OCNLI, BUSTM, CSL and CLUEWSC), we propose the samples-contrast answer mapping method (Figure 6), this procedure is summarized in Algorithm 1. Considering the fairness of the comparative experiment, we consider two preconditions. One is that a complete development set and a test set can be obtained at the same time; the other is that only the development set can be obtained, and the test samples must be predicted one by one or batch by batch during testing. In our experiment, we use the development set to determine the thresholds of probability, and use these thresholds to predict the test set.

## 4 Experiment

### 4.1 Tasks and Datasets

**FewCLUE** We evaluate our model mainly on FewCLUE (Xu et al. 2021), a Chinese Few-shot Learning Evaluation Benchmark, which contains 9 NLU tasks in Chinese, with 4 single sentence tasks, 3 sentence pair tasks and 2 reading comprehension tasks. The details of the datasets is shown in Appendix. The number of samples in every training set is few, each label corresponds to 8 or 16 samples. We report the accuracy on all 9 tasks following FewCLUE.

**DuEL2.0** In order to further verify the ability of NSP-BERT for word sense disambiguation, the entity linking dataset DuEL2.0 was added. In particular, we divide

---

### Algorithm 1: Samples-Contrast Answer Mapping

---

**Input:** Test set  $\mathcal{D} = \{\mathbf{x}_i\}_{i=1}^N$ , where  $\mathbf{x}_i = (\mathbf{x}_i^{(1)}, \mathbf{x}_i^{(2)})$ .  
**Parameter:** Order  $o \in \{\text{“ascending”}, \text{“descending”}\}$ , distribution of labels  $d$ .  
**Output:**  $\{\mathbf{x}_i, \hat{y}_i\}_{i=1}^N$   
1: **for**  $i = 1, \dots, N$  **do**  
2:  $q_i \leftarrow q_{\mathcal{M}}(n = \text{IsNext} | \mathbf{x}_i^{(1)}, \mathbf{x}_i^{(2)})$   
3: **end for**  
4:  $\mathcal{D}' = \{\mathbf{x}_{r(1)}, \dots, \mathbf{x}_{r(N)}\} \leftarrow \text{rank}(\mathcal{D}, q_i, o)$   
5:  $\{D_m\}_{m=1}^M \leftarrow \text{divide}(\mathcal{D}', d)$   
6: **for**  $i = 1, \dots, N$  **do**  
7:  $\hat{y}_i \leftarrow m$  **where**  $\mathbf{x}_i \in D_m$   
8: **end for**

---

DuEL2.0 into two parts. In the first part, the entity linking part, there are 26586 samples. All the samples' mention can be mapped to single or multiple entities in the knowledge base, and each mention can be linked to 5.37 entities on average. In the second part, the entity typing part, there are 6465 samples. Those samples' mention cannot be found in the knowledge base, but they will be divided into their corresponding upper entity types. There are a total of 24 upper entity types.

### 4.2 Baselines

Refer to the FewCLUE (Xu et al. 2021)<sup>2</sup>, we mainly choose 3 training scenarios, fine-tuning, few-shot and zero-shot.

**Fine-Tuning** Standard fine-tuning of the pre-trained language model on the FewCLUE training set. The models are fine-tuned with cross entropy loss and using the BERT-style model's hidden vector of [CLS]  $\mathbf{h}_{[\text{CLS}]}$  with a classification layer  $\text{softmax}(\mathbf{W}\mathbf{h}_{[\text{CLS}]})$ , where  $\mathbf{W} \in \mathbb{R}^{M \times H}$ ,  $M$  is the number of labels.

**Few-Shot** In few-shot scenario, we choose token-level model PET (Schick and Schütze 2021b,a) and its optimized

<sup>2</sup><https://github.com/CLUEbenchmark/FewCLUE>

Method	Score	Single Sentence				Sentence Pair			Others	
		EPRSTMT	CSLDCP	TNEWS	IFLYTEK	OCNLI	BUSTM	CSL	ChID	CLUEWSC
Human	82.50	90.0	68.0	71.0	66.0	90.3	88.0	84.0	87.1	98.0
<b>Fine-Tuning</b>										
BERT	39.60	61.9	25.6	40.5	22.6	<b>33.6</b>	54.1	<b>50.5</b>	15.0	<b>50.3</b>
RoBERTa	<b>42.80</b>	<b>63.2</b>	<b>35.7</b>	<b>49.3</b>	<b>32.8</b>	33.5	<b>55.5</b>	50.0	<b>15.7</b>	49.6
<b>Few-Shot</b>										
PET	57.37	87.2	<b>56.9</b>	53.7	35.1	43.9	64.0	55.0	<b>61.3</b>	<b>59.2</b>
ADAPET	50.90	<b>89.0</b>	43.3	54.8	36.3	37.0	<b>69.7</b>	52.1	22.2	53.9
P-tuning	<b>59.91</b>	88.3	56.0	54.2	<b>57.6</b>	41.9	60.9	62.9	59.3	58.1
LM-BFF	55.80	84.6	53.6	<b>56.3</b>	46.1	43.1	54.1	51.2	<b>61.3</b>	51.8
EFL	56.54	85.6	46.7	53.5	44.0	<b>67.5</b>	67.6	<b>61.6</b>	28.2	54.2
<b>Zero-Shot</b>										
GPT-ZERO	43.40	57.5	26.2	37.0	19.0	34.4	50.0	50.1	<b>65.6</b>	50.3
PET-ZERO	45.10	85.2	12.6	26.1	26.6	<b>40.3</b>	50.6	52.2	57.6	54.7
NSP-BERT <sub>Ours</sub>	<b>55.96</b>	<b>86.9</b>	<b>47.6</b>	<b>51.0</b>	<b>41.6</b>	37.4*	<b>63.4*</b>	<b>64.4*</b>	52.0	<b>59.4*</b>

Table 1: Main results on FewCLUE benchmark. We report the accuracy on all 9 tasks and calculate the average accuracy as the score of FewCLUE benchmark. The asterisk \* indicates the using of samples-contrast answer mapping method.

models ADAPET (Tam et al. 2021), P-tuning (Liu et al. 2021) and LM-BFF (Gao, Fisch, and Chen 2021). We also choose sentence-level model EFL (Wang et al. 2021). All few-shot models are trained on FewCLUE’s training set.

**Zero-Shot** In zero-shot scenario, there are two ways to realize, one is GPT-ZERO using L2R LM (Radford et al. 2018, 2019; Brown et al. 2020), the other is PET-ZERO using MLM (Schick and Schütze 2021b,a).

### 4.3 Experiment Settings

For the baselines, we follow the settings in FewCLUE. The BERT model is using RoBERTa-wwm-ext (Cui et al. 2019, 2020)<sup>3</sup>, a Chinese RoBERTa-BASE with whole-word-mask, which is expected to have better performance on cloze-style tasks. The GPT model is NEZHA-Gen (Wei et al. 2019)<sup>4</sup>.

Because of the need to utilize the model pre-trained by the NSP task, none of the RoBERTa models are suitable for our NSP-BERT. So we adopt the vanilla BERT trained by UER using MLM and NSP (Zhao et al. 2019)<sup>5</sup>. The pre-training corpus is a large mixed corpus in Chinese. Along with the basic model ( $L=12$ ,  $H=768$ ,  $A=12$ , Total Parameters=110M), we conduct experiments using UER-BERTs of various scales (tiny, small, and big) to validate the effect of varied scale models on NSP-BERT. Meanwhile, we use models trained by other organizations (Google<sup>6</sup> and HFL<sup>3</sup>), to evaluate the robustness of our optimization methods.

### 4.4 Main Results

The table 1 reports the main results on FewCLUE. Our NSP-BERT model outperformed all other zero-shot learning methods on 7 out of 9 datasets. Its performance is comparable to the best few-shot methods currently available.

<sup>3</sup><https://github.com/ymcui/Chinese-BERT-wwm>

<sup>4</sup><https://github.com/huawei-noah/Pretrained-Language-Model/tree/master/NEZHA-Gen-TensorFlow>

<sup>5</sup><https://github.com/dbiir/UER-py>

<sup>6</sup><https://github.com/google-research/bert>

When using the same size model, it outperforms GPT-ZERO (based on L2R LM) and PET-ZERO (based on MLM) significantly on the single sentence classification tasks (CSLDCP, TNEWS and IFLTEK). It demonstrates NSP’s remarkable ability to distinguish across sentence topics. Nonetheless, as discussed in the previous section, the sentence-level prompt-learning methods have a number of drawbacks when used with cloze-style tasks, and NSP-BERT is no exception. This demonstrates that we have a gap in ChID when compared to token-level methods. The following (§ 4.5) section attempts to narrow the gap using soft-position methods.

### 4.5 Optimizations and Analysis

**Soft-Position for Cloze-Style Task** As seen in Table 2, while the soft-position approach clearly has an effect on ChID, it exhibits some instability. This could be because the model was not fine-tuned sufficiently on the training set.

ORG	Models	Hard-Position (Dev / Test)	Soft-Position (Dev / Test)
Google <sup>6</sup>	BERT-Chinese	<b>46.04</b> / 48.15	41.09 / <b>48.65</b> ↑
HFL <sup>3</sup>	BERT-wwm	<b>46.53</b> / <b>47.56</b>	45.05 / 46.05↓
	BERT-wwm-ext	51.49 / 52.90	<b>53.47</b> / <b>54.55</b> ↑
UER <sup>5</sup>	BERT-mixed	47.52 / 50.85	<b>53.96</b> / <b>52.00</b> ↑

Table 2: Accuracy of NSP-BERT with soft-position compared with hard-position on cloze-style task ChID. The models we adopted are from different organizations.

**Two-Stage Prompt** In §3.2, we introduced a two-stage prompt method for word sense disambiguation tasks. We compare its effect with a one-stage prompt on dataset DuEL2.0. We divide the dataset into two parts, entity linking and entity typing. In the entity typing part, we do not remove the Other type. Our model has satisfactory performance on DuEL2.0 without relying on any training data, especially for entity linking, NSP-BERT can handle entity descriptions of

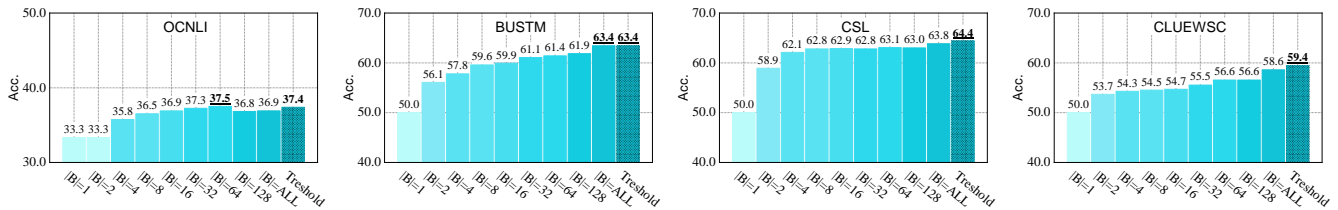


Figure 7: The performance of the samples-contrast answer mapping method under different preconditions on OCNLI, BUSTM, CSL and CLUEWSC. Batch size  $|B| \in \{1, 2, \dots, 128, \text{ALL}\}$ , when the batch size is 1 (1 and 2 for OCNLI), the result is a random guess, when the batch size is ALL, indicating that the entire test set is obtained at one time. Thresholds means that the thresholds are obtained through the dev set, and then used for the prediction of the test set.

different lengths well, which is something that models such as PET can hardly achieve.

ORG	Models	Entity Linking		Entity Typing	
		One-S	Two-S	One-S	Two-S
Google <sup>6</sup>	BERT-Chinese	60.77	<b>66.99</b> ↑	24.08	<b>31.18</b> ↑
HFL <sup>3</sup>	BERT-wwm	57.86	<b>66.64</b> ↑	23.99	<b>28.64</b> ↑
	BERT-wwm-ext	59.03	<b>66.82</b> ↑	24.25	<b>31.71</b> ↑
UER <sup>5</sup>	BERT-mixed	61.16	<b>69.66</b> ↑	31.35	<b>40.04</b> ↑
Baselines	GPT-ZERO	/	/	28.48	
	PET-ZERO	/	/	<b>40.46</b>	

Table 3: Results (Acc.) of NSP-BERT on DuEL2.0 with one-stage prompt (One-S) and two-stage prompt (Two-S). We do not remove the type Other in entity typing.

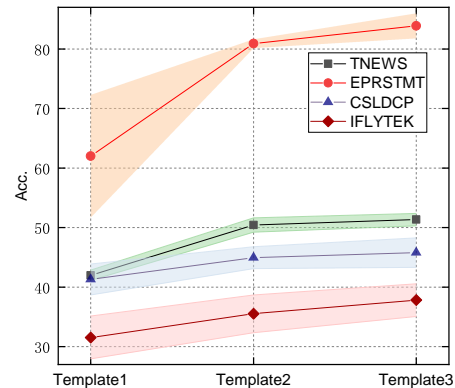


Figure 9: When prompts become more fluent and logical, the accuracy of NSP-BERT improves.

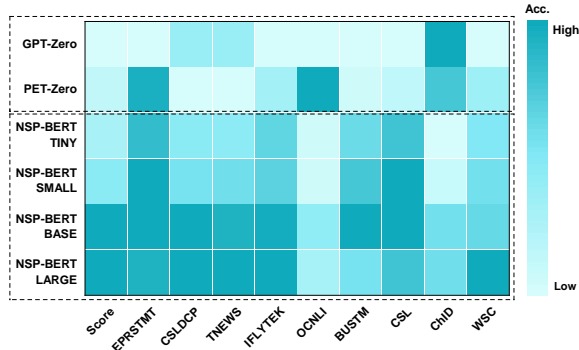


Figure 8: Sketch of accuracy for different scales of models. X-axis represents the tasks in FewCLUE and the y-axis represents the baselines (GPT-ZERO and PET-ZERO) and NSP-BERT at different model scales (tiny, small, base and large).

**Size of Models** Shown in Figure 8, we compared the impact of the models' scale on FewCLUE. The average accuracy of tiny, small, base and large BERT models are 47.35, 49.69, 56.95 and 57.0 respectively, when the baselines GPT-ZERO and PER-ZERO are 43.40 and 45.10.

**Influence of Prompt's Logic and Fluency** The biggest difference between NSP-BERT and contrast learning is that the prompts in NSP-BERT need to be close to natural language habits. As shown in Figure 9, based on the 3 prompt

templates, according to the logic,  $T_3 > T_2 > T_1$ , the accuracy increased significantly, on 4 datasets (EPRSTMT, TNEWS, CSLDCP and IFLYTEK).

## 5 Conclusion

In this paper, we introduce NSP-BERT, which uses an unexpected pre-training task called Next Sentence Prediction (NSP) of BERT to perform various NLP tasks using prompts. As a sentence-level prompt-learning method, NSP-BERT not only can achieve SOTA results on multiple tasks, but it also has an impressive improvement over prior zero-shot methods (GPT and PET). NSP-BERT can accomplish non-fixed length tasks that are difficult to be solved by token-level methods, such as entity linking tasks with variable-length entity descriptions. Although it is based on sentence-level, our method is different from the traditional sentence embedding similarity contrast learning since it must be prompted by natural language. The model's performance improves as the prompt becomes more logical and fluent. Our NSP-BERT is inspiring for prompt-based learning owing to our experiments show that a simple pre-training task can efficiently solve various downstream tasks without any task-specific training data. In future work, it is essential to extend NSP-BERT to the few-shot scenario.

## References

- Adolphs, L.; Dhuliawala, S.; and Hofmann, T. 2021. How to Query Language Models? *arXiv:2108.01928*.
- Bao, H.; Dong, L.; Wei, F.; Wang, W.; Yang, N.; Liu, X.; Wang, Y.; Piao, S.; Gao, J.; Zhou, M.; and Hon, H.-W. 2020. UniLMv2: Pseudo-Masked Language Models for Unified Language Model Pre-Training. *arXiv preprint arXiv:2002.12804*.
- Brown, T. B.; Mann, B.; Ryder, N.; Subbiah, M.; Kaplan, J.; Dhariwal, P.; Neelakantan, A.; Shyam, P.; Sastry, G.; Askell, A.; Agarwal, S.; Herbert-Voss, A.; Krueger, G.; Henighan, T.; Child, R.; Ramesh, A.; Ziegler, D. M.; Wu, J.; Winter, C.; Hesse, C.; Chen, M.; Sigler, E.; Litwin, M.; Gray, S.; Chess, B.; Clark, J.; Berner, C.; McCandlish, S.; Radford, A.; Sutskever, I.; and Amodei, D. 2020. Language Models are Few-Shot Learners. In *Advances in Neural Information Processing Systems*, volume 33, 1877–1901.
- Conneau, A.; and Lample, G. 2019. Cross-lingual Language Model Pretraining. In *Advances in Neural Information Processing Systems*, volume 32, 7057–7067.
- Cui, L.; Wu, Y.; Liu, J.; Yang, S.; and Zhang, Y. 2021. Template-Based Named Entity Recognition Using BART. In *ACL 2021: 59th annual meeting of the Association for Computational Linguistics*, 1835–1845.
- Cui, Y.; Che, W.; Liu, T.; Qin, B.; Wang, S.; and Hu, G. 2020. Revisiting Pre-Trained Models for Chinese Natural Language Processing. In *Findings of the Association for Computational Linguistics: EMNLP 2020*, 657–668.
- Cui, Y.; Che, W.; Liu, T.; Qin, B.; Yang, Z.; Wang, S.; and Hu, G. 2019. Pre-Training with Whole Word Masking for Chinese BERT. *arXiv preprint arXiv:1906.08101*.
- Devlin, J.; Chang, M.-W.; Lee, K.; and Toutanova, K. N. 2018. BERT: Pre-training of Deep Bidirectional Transformers for Language Understanding. In *Proceedings of the 2019 Conference of the North American Chapter of the Association for Computational Linguistics: Human Language Technologies, Volume 1 (Long and Short Papers)*, 4171–4186.
- Dong, L.; Yang, N.; Wang, W.; Wei, F.; Liu, X.; Wang, Y.; Gao, J.; Zhou, M.; and Hon, H.-W. 2019. Unified Language Model Pre-training for Natural Language Understanding and Generation. In *Advances in Neural Information Processing Systems*, volume 32, 13042–13054.
- Gao, T.; Fisch, A.; and Chen, D. 2021. Making Pre-trained Language Models Better Few-shot Learners. In *ACL 2021: 59th annual meeting of the Association for Computational Linguistics*, 3816–3830.
- Han, X.; Zhao, W.; Ding, N.; Liu, Z.; and Sun, M. 2021. PTR: Prompt Tuning with Rules for Text Classification. *arXiv preprint arXiv:2105.11259*.
- Hu, H.; Richardson, K.; Liang, X.; Lu, L.; Kübler, S.; and Moss, L. 2020. OCNLI: Original Chinese Natural Language Inference. In *Findings of Empirical Methods for Natural Language Processing (Findings of EMNLP)*.
- Hu, S.; Ding, N.; Wang, H.; Liu, Z.; Li, J.; and Sun, M. 2021. Knowledgeable Prompt-tuning: Incorporating Knowledge into Prompt Verbalizer for Text Classification. *arXiv:2108.02035*.
- Huang, L.; Sun, C.; Qiu, X.; and Huang, X. 2019. Gloss-BERT: BERT for Word Sense Disambiguation with Gloss Knowledge. In *Proceedings of the 2019 Conference on Empirical Methods in Natural Language Processing and the 9th International Joint Conference on Natural Language Processing (EMNLP-IJCNLP)*, 3507–3512.
- Jiang, Z.; Xu, F. F.; Araki, J.; and Neubig, G. 2020. How Can We Know What Language Models Know. In *The 2020 Conference On Empirical Methods In Natural Language Processing*.
- Joshi, M.; Chen, D.; Liu, Y.; Weld, D. S.; Zettlemoyer, L.; and Levy, O. 2020. SpanBERT: Improving Pre-training by Representing and Predicting Spans. *Transactions of the Association for Computational Linguistics*, 8: 64–77.
- Kassner, N.; and Schütze, H. 2020. Negated and Misprimed Probes for Pretrained Language Models: Birds Can Talk, But Cannot Fly. In *Proceedings of the 58th Annual Meeting of the Association for Computational Linguistics*, 7811–7818.
- Lewis, M.; Liu, Y.; Goyal, N.; Ghazvininejad, M.; Mohamed, A.; Levy, O.; Stoyanov, V.; and Zettlemoyer, L. 2020. BART: Denoising Sequence-to-Sequence Pre-training for Natural Language Generation, Translation, and Comprehension. In *Proceedings of the 58th Annual Meeting of the Association for Computational Linguistics*, 7871–7880.
- Liu, P.; Yuan, W.; Fu, J.; Jiang, Z.; Hayashi, H.; and Neubig, G. 2021. Pre-train, Prompt, and Predict: A Systematic Survey of Prompting Methods in Natural Language Processing. *arXiv:2107.13586*.
- Liu, W.; Zhou, P.; Zhao, Z.; Wang, Z.; Ju, Q.; Deng, H.; and Wang, P. 2020. K-BERT: Enabling Language Representation with Knowledge Graph. In *Proceedings of the AAAI Conference on Artificial Intelligence*, volume 34, 2901–2908.
- Liu, X.; Zheng, Y.; Du, Z.; Ding, M.; Qian, Y.; Yang, Z.; and Tang, J. 2021. GPT Understands, Too. *arXiv preprint arXiv:2103.10385*.
- Liu, Y.; Ott, M.; Goyal, N.; Du, J.; Joshi, M.; Chen, D.; Levy, O.; Lewis, M.; Zettlemoyer, L.; and Stoyanov, V. 2019. RoBERTa: A Robustly Optimized BERT Pretraining Approach. *arXiv preprint arXiv:1907.11692*.
- of OPPO XiaoBu, C.-A. C. 2021. BUSTM: OPPO XiaoBu Dialogue Short Text Matching Dataset. <https://github.com/xiaobu-coai/BUSTM>.
- Petroni, F.; Rocktäschel, T.; Lewis, P. S. H.; Bakhtin, A.; Wu, Y.; Miller, A. H.; and Riedel, S. 2019. Language Models as Knowledge Bases. In *In: Proceedings of the 2019 Conference on Empirical Methods in Natural Language Processing and the 9th International Joint Conference on Natural Language Processing*. (pp. pp. 2463–2473). *Association for Computational Linguistics: Hong Kong, China*. (2019), 2463–2473.
- Radford, A.; Narasimhan, K.; Salimans, T.; and Sutskever, I. 2018. Improving language understanding by generative pre-training (2018).



- Radford, A.; Wu, J.; Child, R.; Luan, D.; Amodei, D.; Sutskever, I.; et al. 2019. Language models are unsupervised multitask learners. *OpenAI blog*, 1(8): 9.
- Raffel, C.; Shazeer, N.; Roberts, A.; Lee, K.; Narang, S.; Matena, M.; Zhou, Y.; Li, W.; and Liu, P. J. 2019. Exploring the Limits of Transfer Learning with a Unified Text-to-Text Transformer. *Journal of Machine Learning Research*, 21(140): 1–67.
- Schick, T.; and Schütze, H. 2021a. Exploiting Cloze-Questions for Few-Shot Text Classification and Natural Language Inference. In *Proceedings of the 16th Conference of the European Chapter of the Association for Computational Linguistics: Main Volume*, 255–269.
- Schick, T.; and Schütze, H. 2021b. It’s Not Just Size That Matters: Small Language Models Are Also Few-Shot Learners. In *Proceedings of the 2021 Conference of the North American Chapter of the Association for Computational Linguistics: Human Language Technologies*, 2339–2352.
- Shin, T.; Razeghi, Y.; Logan, R. L.; Wallace, E.; and Singh, S. 2020. AutoPrompt: Eliciting Knowledge from Language Models with Automatically Generated Prompts. In *Proceedings of the 2020 Conference on Empirical Methods in Natural Language Processing (EMNLP)*, 4222–4235.
- Soares, L. B.; FitzGerald, N. A.; Ling, J.; and Kwiatkowski, T. 2019. Matching the Blanks: Distributional Similarity for Relation Learning. In *Proceedings of the 57th Annual Meeting of the Association for Computational Linguistics*, 2895–2905.
- Sun, T.; Shao, Y.; Qiu, X.; Guo, Q.; Hu, Y.; Huang, X.; and Zhang, Z. 2020. CoLAKE: Contextualized Language and Knowledge Embedding. In *Proceedings of the 28th International Conference on Computational Linguistics*, 3660–3670.
- Tam, D.; Menon, R. R.; Bansal, M.; Srivastava, S.; and Raffel, C. 2021. Improving and Simplifying Pattern Exploiting Training. *arXiv preprint arXiv:2103.11955*.
- Wang, S.; Fang, H.; Khabsa, M.; Mao, H.; and Ma, H. 2021. Entailment as Few-Shot Learner. *arXiv preprint arXiv:2104.14690*.
- Wei, J.; Ren, X.; Li, X.; Huang, W.; Liao, Y.; Wang, Y.; Lin, J.; Jiang, X.; Chen, X.; and Liu, Q. 2019. NEZHA: Neural Contextualized Representation for Chinese Language Understanding. *arXiv preprint arXiv:1909.00204*.
- Williams, A.; Nangia, N.; and Bowman, S. R. 2018. A Broad-Coverage Challenge Corpus for Sentence Understanding through Inference. In *Proceedings of the 2018 Conference of the North American Chapter of the Association for Computational Linguistics: Human Language Technologies, Volume 1 (Long Papers)*, volume 1, 1112–1122.
- Wu, S.; and He, Y. 2019. Enriching Pre-trained Language Model with Entity Information for Relation Classification. In *Proceedings of the 28th ACM International Conference on Information and Knowledge Management*, 2361–2364.
- Xu, L.; Hu, H.; Zhang, X.; Li, L.; Cao, C.; Li, Y.; Xu, Y.; Sun, K.; Yu, D.; Yu, C.; Tian, Y.; Dong, Q.; Liu, W.; Shi, B.; Cui, Y.; Li, J.; Zeng, J.; Wang, R.; Xie, W.; Li, Y.; Patterson, Y.; Tian, Z.; Zhang, Y.; Zhou, H.; Liu, S.; Zhao, Z.; Zhao, Q.; Yue, C.; Zhang, X.; Yang, Z.; Richardson, K.; and Lan, Z. 2020. CLUE: A Chinese Language Understanding Evaluation Benchmark. In *Proceedings of the 28th International Conference on Computational Linguistics*, 4762–4772. Barcelona, Spain (Online): International Committee on Computational Linguistics.
- Xu, L.; Lu, X.; Yuan, C.; Zhang, X.; Yuan, H.; Xu, H.; Wei, G.; Pan, X.; and Hu, H. 2021. FewCLUE: A Chinese Few-shot Learning Evaluation Benchmark. *arXiv:2107.07498*.
- Yang, Z.; Dai, Z.; Yang, Y.; Carbonell, J. G.; Salakhutdinov, R.; and Le, Q. V. 2019. XLNet: Generalized Autoregressive Pretraining for Language Understanding. In *Advances in Neural Information Processing Systems*, volume 32, 5753–5763.
- Zhao, T. Z.; Wallace, E.; Feng, S.; Klein, D.; and Singh, S. 2021. Calibrate Before Use: Improving Few-Shot Performance of Language Models. *arXiv:2102.09690*.
- Zhao, Z.; Chen, H.; Zhang, J.; Zhao, X.; Liu, T.; Lu, W.; Chen, X.; Deng, H.; Ju, Q.; and Du, X. 2019. UER: An Open-Source Toolkit for Pre-training Models. In *Proceedings of the 2019 Conference on Empirical Methods in Natural Language Processing and the 9th International Joint Conference on Natural Language Processing (EMNLP-IJCNLP): System Demonstrations*, 241–246.

## A Models

### A.1 Parameters of Models

Model	$L$	$H$	$A$	Total Parameters
<b>GPT</b>	12	768	12	102M
<b>RoBERTa</b>	12	768	12	102M
<b>BERT-TINY</b>	3	384	6	14M
<b>BERT-SMALL</b>	6	512	8	31M
<b>BERT-BASE</b>	12	768	12	102M
<b>BERT-LARGE</b>	24	1024	16	327M

Table 4: The parameters of different models used in our experiment. Denote the number of layers as  $L$ , the hidden size as  $H$ , and the number of self-attention heads as  $A$ .

### A.2 Probability Formula

**PET-ZERO** Denote the token in position  $i$  as  $t_i$ , the original text as  $t_{\leq l}$ , the prompt as  $t_{l:Z}$ , the label which will be predicted as  $t_{l:r}$ , and it will be replaced by  $[\text{MASK}]_{l:r}$ . When ignoring special tokens such as  $[\text{CLS}]$  and  $[\text{PAD}]$ , the input of PET-ZERO is:

$$\mathbf{x}_{input} = t_1, \dots, t_{l-1}, [\text{Mask}]_l, \dots, [\text{Mask}]_r, t_{r+1}, \dots, t_Z. \quad (10)$$

The output probability for label  $y_i^{(j)}$  is:

$$q(y_i^{(j)} | \mathbf{x}_i) = \text{softmax} \left( \prod_{1 \leq j \leq M} q_{\mathcal{M}_{\text{MLM}}}(t_v^{(j)} | \mathbf{x}_{input}) \right). \quad (11)$$

**GPT-ZERO** For Left-2-Right language model, the prompt is  $t_{l:r}$ , and tokens will input one by one, when the current token of prompt is  $t_v^{(j)}$ , the condition input is :

$$\mathbf{x}_{input} = t_1, \dots, t_{l-1}, [\text{SEP}], t_l^{(j)}, \dots, t_{v-1}^{(j)}. \quad (12)$$

The output probability for label  $y_i^{(j)}$  is:

$$q(y_i^{(j)} | \mathbf{x}_i) = \text{softmax} \left( \prod_{1 \leq j \leq M} q_{\mathcal{M}_{\text{L2R}}}(t_v^{(j)} | \mathbf{x}_{input}) \right). \quad (13)$$

**NSP-BERT** For our NSP-BERT, the prompt  $t_{l:r}^{(j)}$  will be inputted at once:

$$\mathbf{x}_{input} = t_1, \dots, t_{l-1}, [\text{SEP}], t_{l:r}^{(j)}, \dots, t_r^{(j)}. \quad (14)$$

The output probability for label  $y_i^{(j)}$  is:

$$q(y_i^{(j)} | \mathbf{x}_i) = \text{softmax}(q_{\mathcal{M}_{\text{NSP}}}(\mathbf{x}_{input})). \quad (15)$$

## B More Details

ORG	Models	Template 1 (Dev/Test)	Template 2 (Dev/Test)	Template 3 (Dev/Test)
<b>Go.</b>	BERT-Chinese	70.63/72.30	75.63/79.84	<b>76.88/83.11</b>
<b>HFL</b>	BERT-wwm	68.13/69.34	72.50/81.48	<b>76.25/81.97</b>
	BERT-wwm-ext	53.75/51.80	75.00/81.31	<b>81.88/83.61</b>
<b>UER</b>	BERT-TINY	68.13/76.56	75.00/80.82	<b>81.88/80.33</b>
	BERT-SMALL	85.00/87.70	82.50/87.70	<b>87.50/86.72</b>
	BERT-BASE	60.00/54.59	78.75/80.98	<b>88.13/86.89</b>
	BERT-LARGE	78.13/82.79	83.75/82.62	<b>84.38/84.43</b>

Table 5: Accuracy on EPRSTMT.

ORG	Models	Template 1 (Dev/Test)	Template 2 (Dev/Test)	Template 3 (Dev/Test)
<b>Go.</b>	BERT-Chinese	45.00/43.18	48.91/51.39	<b>51.73/52.38</b>
<b>HFL</b>	BERT-wwm	44.63/41.79	<b>51.00/50.75</b>	49.09/50.05
	BERT-wwm-ext	45.72/41.14	52.09/50.90	<b>52.10/51.94</b>
<b>UER</b>	BERT-TINY	38.80/36.62	39.25/36.37	<b>41.07/38.56</b>
	BERT-SMALL	38.98/38.81	39.80/40.35	<b>41.80/42.19</b>
	BERT-BASE	41.26/41.84	46.99/48.66	<b>50.64/51.00</b>
	BERT-LARGE	45.17/42.79	48.72/48.31	<b>54.28/53.83</b>

Table 6: Accuracy on TNEWS.

ORG	Models	Template 1 (Dev/Test)	Template 2 (Dev/Test)	Template 3 (Dev/Test)
<b>Go.</b>	BERT-Chinese	40.03/40.36	43.96/45.12	<b>43.96/46.02</b>
<b>HFL</b>	BERT-wwm	42.89/45.07	44.92/46.52	<b>45.60/47.31</b>
	BERT-wwm-ext	38.10/39.18	40.18/ <b>42.32</b>	<b>41.30/42.21</b>
<b>UER</b>	BERT-TINY	24.03/25.73	<b>27.37/29.60</b>	25.68/28.81
	BERT-SMALL	28.48/30.72	29.35/31.45	<b>29.78/31.78</b>
	BERT-BASE	39.80/40.53	44.87/45.80	45.26/ <b>47.59</b>
	BERT-LARGE	44.73/42.83	44.00/44.34	<b>45.89/46.92</b>

Table 7: Accuracy on CSLDCP.

ORG	Models	Template 1 (Dev/Test)	Template 2 (Dev/Test)	Template 3 (Dev/Test)
<b>Go.</b>	BERT-Chinese	31.97/31.33	39.18/34.53	<b>41.59/37.56</b>
<b>HFL</b>	BERT-wwm	31.25/29.96	38.02/34.19	<b>40.64/37.05</b>
	BERT-wwm-ext	29.86/28.30	36.20/33.16	<b>39.83/35.05</b>
<b>UER</b>	BERT-TINY	32.70/32.65	31.97/34.13	<b>33.65/34.59</b>
	BERT-SMALL	32.27/32.42	<b>35.54/34.65</b>	35.25/ <b>34.76</b>
	BERT-BASE	36.41/36.59	42.39/40.19	<b>43.12/41.62</b>
	BERT-LARGE	37.73/36.94	44.28/ <b>42.60</b>	<b>44.87/42.42</b>

Table 8: Accuracy on IFLYTEK.

Entity Linking	Ave. Entities	Entity Typing	Types
26586	5.37	6465	24

Table 9: Since the DuEL2.0’s test set is not public, we use the dev set to test our model. The the number of the original text lines is 10000. According to the predicted target (entities in knowledge base or upper types), we manually divide it into two parts, entity linking and entity typing.

Dataset	Dev	Test									
		$ B =1$	$ B =2$	$ B =4$	$ B =8$	$ B =16$	$ B =32$	$ B =64$	$ B =128$	$ B =All$	Threshold
OCNLI	37.50	33.33	33.33	35.75	36.51	36.90	37.26	<b>37.50</b>	36.83	36.90	37.38
BUSTM	62.50	50.00	56.09	67.79	59.59	59.93	61.06	61.40	61.85	<b>63.43</b>	<b>63.43</b>
CSL	64.38	50.00	58.91	62.09	62.79	62.86	62.79	63.07	63.00	63.85	<b>64.41</b>
CLUEWSC	57.23	50.00	53.69	54.30	54.51	54.71	55.53	56.56	56.56	58.61	<b>59.43</b>

Table 10: The performance of the samples-contrast answer mapping method under different preconditions on OCNLI, BUSTM, CSL and CLUEWSC. Batch size  $|B| \in \{1, 2, \dots, 128, ALL\}$ , when the batch size is 1 (1 and 2 for OCNLI), the result is a random guess, when the batch size is ALL, indicating that the entire test set is obtained at one time. **Thresholds** means that the thresholds are obtained through the dev set, and then used for the prediction of the test set.

Corpus	Train	Dev	Test Pub	Labels	Task	Metrics	Source
<b>Single Sentence Tasks</b>							
<b>EPRSTMT</b>	32	32	610	2	Sentiment Analysis	Acc.	E-commerce Review
<b>TNEWS</b>	240	240	2010	15	Short Text Classification	Acc.	News Title
<b>CSLDCP</b>	536	2068	1784	67	Long Text Classification	Acc.	Academic CNKI
<b>IFLYTEK</b>	928	690	1749	119	Long Text Classification	Acc.	App Description
<b>Sentence Pair Tasks</b>							
<b>OCNLI</b>	32	32	2520	3	Natural Language Inference	Acc.	5 genres
<b>BUSTM</b>	32	32	1772	2	Short Text Matching	Acc.	AI Virtual Assistant
<b>CSL</b>	32	32	2828	2	Keyword Recognition	Acc.	Academic CNKI
<b>Others</b>							
<b>ChID</b>	42	42	2002	7	Chinese Idiom Cloze Test	Acc.	Novel, Essay News
<b>CLUEWSC</b>	32	32	976	2	Coreference Resolution	Acc.	Chinese Fiction Books

Table 11: Task descriptions and statistics of FewCLUE, we omit the unlabeled dataset because it is not used. Test Pub indicates the number of samples in the public test set. The 5 text genres of OCNLI are government documents, news, literature, TV talk shows and telephone conversations.

Strategies		Single Sentence Task				Sentence Pair Task			Others		
		EPRSTMT	TNEWS	CSLDCP	IFLYTEK	OCNLI	BUSTM	CSL	ChID	CLUEWSC	DuEL
<b>Prompt</b>	Prefix	✓	✓	✓	✓	✓	✓				
	Suffix							✓	✓	✓	✓
<b>Answer</b>	C-C	✓	✓	✓	✓				✓		✓
<b>Mapping</b>	S-C					✓	✓	✓		✓	

Table 12: Strategies adopted on the 10 datasets in our experiment. The **prefix** means to put the prompt in front of the original text, and the **suffix** is the opposite. **C-C** means candidates-contrast answer mapping method, and **S-C** means samples-contrast answer mapping method.

Task	Prompt	Label Names
EPRSTMT	<p><b>Template 1:</b> The screen stopped working. [SEP] [label].</p> <p><b>Template 2:</b> The screen stopped working. [SEP] I am [label].</p> <p><b>Template 3:</b> The screen stopped working. [SEP] I am very [label] about this shopping.</p>	<p><b>2 labels:</b> Positive (Happy); Negative (Sad)</p>
TNEWS	<p><b>Template 1:</b> La Liga: Atletico Madrid VS Espanyol. [SEP] [label].</p> <p><b>Template 2:</b> La Liga: Atletico Madrid VS Espanyol. [SEP] [label] news.</p> <p><b>Template 3:</b> La Liga: Atletico Madrid VS Espanyol. [SEP] <u>This is a piece of [label] news.</u></p>	<p><b>15 labels:</b> Education; Finance; House; Travel; Technology; Sports; Game; Culture; Car; Story; Entertainment; Military; Agriculture; World; Stock.</p>
CSLDCP	<p><b>Template 1:</b> Grove Mountains (GRV) 020043 is a special chondrite. . . . [SEP] [label].</p> <p><b>Template 2:</b> Grove Mountains (GRV) 020043 is a special chondrite. . . . [SEP] [label] paper.</p> <p><b>Template 3:</b> Grove Mountains (GRV) 020043 is a special chondrite. . . . [SEP] <u>This is a paper about [label].</u></p>	<p><b>67 labels:</b> Materials Science and Engineering; Crop Science; Stomatology; Pharmacy; Pedagogy; Water Conserv-ancy Engineering; Theoretical Economics; Food Sci-ence and Engineering; Animal Science/Veterinary Science ; ...</p>
IFLYTEK	<p><b>Template 1:</b> GooglePlay is Google’s official application market. . . . [SEP] [label].</p> <p><b>Template 2:</b> GooglePlay is Google’s official application market. . . . [SEP] [label] app.</p> <p><b>Template 3:</b> GooglePlay is Google’s official application market. . . . [SEP] <u>It’s a [label] app.</u></p>	<p><b>119 labels:</b> Taxi; Map Navigation; Free WIFI; Car Rental; Same City Service; Express Logistics; Wedding; House-keeping; Public Transportation; Government Affairs; Community Services; Fleece; Magic; Xian Xia; Card; Flying Air Combat; Shooting Game; Leisure Puz; ...</p>
OCNLI	The two people came back from Japan the day before yesterday. [SEP] The two of them stayed in Japan for a week.	<p><b>3 labels:</b> Contradiction; Neutral; Entailment.</p>
BUSTM	Sing me a song. [SEP] Play a song for us.	<p><b>2 labels:</b> Matched; Unmatched.</p>
ChID	This means that in the near future, HJT heterojunction cells may usher in an explosion, and photovoltaic cells may also usher in a [BLANK] opportunity period from PERC to HJT. [SEP] <u>historically revolutionary.</u>	<p><b>7 candidates</b> (Each sample has different candidates): stand ready; historically revolutionary; absolutely irreconcilable; far away; return to the original owner; waves and clouds; strut.</p>
CLUEWSC	The phone on the desk rang. It hung up after two minutes. It means [SEP] phone.	<p><b>2 labels:</b> True; False.</p>
DuEL2.0 Entity Linking	Franklin drafted the Declaration of Independence. Franklin is [SEP] he is the founding Fathers of the <u>United States...</u>	<p><b>5.37 entities per sample:</b>  <b>Entity 1:</b> The founding Fathers of the United States. American politician, physicist and social activist.  <b>Entity 2:</b> American female swimmer, good at short backstroke and freestyle, nicknamed "female flying fish".  <b>Entity 3:</b> British captain and Arctic explorer, served on the Bellerophon in the early years and participated in the Battle of Trafalgar.</p>
DuEL2.0 Entity Typing	Franklin drafted the Declaration of Independence. <u>Franklin is [SEP] he is a person...</u>	<p><b>24 types:</b> Event; Person; Work; Location; Time and Calendar; Brand; Natural and Geography; Game; Biological; Medicine; Food; Software; Vehicle; Website; Disease and Symptom; Organization; Awards; Education; Culture; Constellation; Law and Regulation; Virtual-Things; Diagnosis and Treatment; Other.</p>

Table 13: The prompts used for all tasks. Since there are two options for the prompt, **prefix** and **suffix**, we select the most suitable one through the development set. The original datasets are all in Chinese, in order to facilitate understanding, we have performed a certain conversion. Especially for the ChID dataset, since idioms are a relatively specific linguistic phenomenon in Chinese, most idioms are composed of 4 tokens, so we only use the general cloze-style task to show its Prompt. For dataset with a lot of labels, due to space considerations, we have omitted some of them. The underlined part is the prompt template, otherwise it is the original text.