

NumGPT: Improving Numeracy Ability of Generative Pre-trained Models

Zhihua Jin,¹ Xin Jiang,² Xingbo Wang,¹ Qun Liu,² Yong Wang,³ Xiaozhe Ren,² Huamin Qu¹

¹ Department of Computer Science & Engineering, Hong Kong University of Science and Technology, Hong Kong

² Huawei Noah's Ark Lab

³ School of Computing and Information Systems, Singapore Management University, Singapore

{zjinak,xwangeg,huamin}@ust.hk, {Jiang.Xin,qun.liu,renxiaozhe}@huawei.com, yongwang@smu.edu.sg

Abstract

Existing generative pre-trained language models (e.g., GPT) focus on modeling the language structure and semantics of general texts. However, those models do not consider the numerical properties of numbers and cannot perform robustly on numerical reasoning tasks (e.g., math word problems and measurement estimation). In this paper, we propose NumGPT, a generative pre-trained model that explicitly models the numerical properties of numbers in texts. Specifically, it leverages a prototype-based numeral embedding to encode the *mantissa* of the number and an individual embedding to encode the *exponent* of the number. A numeral-aware loss function is designed to integrate numerals into the pre-training objective of NumGPT. We conduct extensive experiments on four different datasets to evaluate the numeracy ability of NumGPT. The experiment results show that NumGPT outperforms baseline models (e.g., GPT and GPT with DICE) on a range of numerical reasoning tasks such as measurement estimation, number comparison, math word problems, and magnitude classification. Ablation studies are also conducted to evaluate the impact of pre-training and model hyperparameters on the performance.

Introduction

Pre-trained models such as GPT (Radford et al. 2018, 2019; Brown et al. 2020) and BERT (Devlin et al. 2019; Liu et al. 2019; Lan et al. 2019) have made remarkable achievements in natural language processing. Through fully utilizing a large-scale unlabeled corpus, they have successfully gained state-of-the-art results in various kinds of natural language understanding tasks, such as GLUE (Wang et al. 2019b) and SuperGLUE (Wang et al. 2019a).

Despite their inspiring performance in natural language understanding, these pre-trained language models still cannot do consistently well with tasks involving numbers (Thawani et al. 2021). For example, as shown in Fig. 1, the confidence for GPT answering the questions related to the weight of an egg tends to oscillate with the changes of answers. It exposes that GPT does not fully learn the continuous property of the numbers regarding certain context. Some researchers (Wallace et al. 2019; Thawani et al. 2021) regard it as *numeracy ability*. Their research has also confirmed that the large pre-trained model still cannot handle numerical information very

Copyright © 2022, Association for the Advancement of Artificial Intelligence (www.aaai.org). All rights reserved.

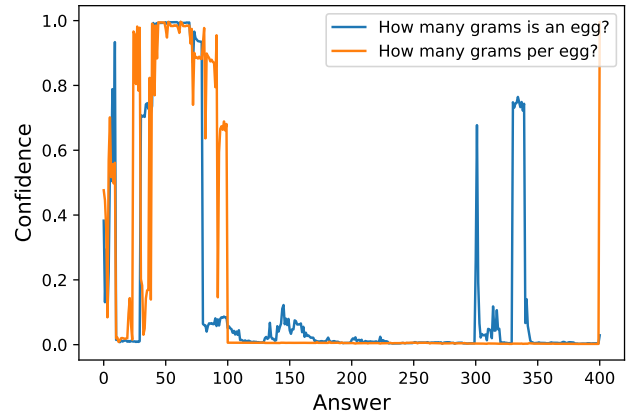


Figure 1: The confidence for GPT answering the questions related to the weight of an egg. The fluctuated curve reflects that GPT does not capture the continuous property of numbers.

well. The lacking of numeracy ability hinders those models from performing well on tasks requiring numeracy (Wallace et al. 2019), which is prevalent in real world problems.

A line of work has proposed methods to improve the numeracy ability of the neural model. For example, Geva, Gupta, and Berant (2020) improve the numeracy via generating more training data including numbers. Zhang et al. (2020) transform the number in the text into a scientific notation form. However, it does not guarantee that the models can learn numerical knowledge from the perspective of magnitude and mathematical notation. Other studies attempt to design a numeral embedding to improve the numeracy ability. They demonstrate that their designed embeddings can perform well in probing tasks on numeracy (Jiang et al. 2019; Sundararaman et al. 2020). However, none of them pre-trains their model with numeral embeddings on a large corpus in a self-supervised manner. Therefore, we want to seek suitable numeral embeddings and incorporate them in pre-training large-scale language models.

Inspired by previous work (Jiang et al. 2019; Sundararaman et al. 2020; Zhang et al. 2020), we propose NumGPT, a general autoregressive language model that uses a prototype-based embedding to encode the *mantissa* (or *significand*) of

the number and separate embeddings to encode the *exponent* of the number. We believe the inductive bias introduced by the numerical embedding will allow the model to present the precision and magnitude of numbers separately and generalize better on the numeric related tasks. We also design a numeral-aware loss function which enables the model to generate numbers as well as regular text tokens. To evaluate the performance of NumGPT, we synthesize several classification tasks such as measurement estimation, number comparison, and simple arithmetic problems. We also conduct experiments on a real dataset which focuses on magnitude classification, called Numeracy-600K (Chen et al. 2019) to evaluate the numeral predictive ability of our model. Experiments demonstrate that our methods outperform the baseline models including GPT and GPT with DICE (Sundararaman et al. 2020). We further evaluate the generated text of NumGPT on a subset of the math word problem dataset, showing that our methods can generate better numerals. Ablation studies on the effect of pre-training and model hyperparameters are conducted to test whether they have a large impact on the model performance.

Our contributions can be summarized as follows:

- We propose a novel NumGPT model, which integrates the specifically designed numeral representations and loss function into the GPT model.
- We evaluate the numeracy ability of models on a series of synthetic and real-world tasks, and NumGPT achieves superior performance among them.

Methods

We focus on improving the numeracy ability of GPT in the two stages of the training process, i.e., pre-training and fine-tuning. The workflow includes pre-processing the numerals in the corpus, pre-training NumGPT with a numeral-aware language modeling loss, and fine-tuning the model on the domain-specific dataset. In the following sections, we will introduce our methods including numeral parser, numeral embedding, the architecture of NumGPT, and numeral-aware loss function.

Numerical Parser

The first step is to pre-process the numerals in text. We design a simple numeral parser to transform the common numerals in the text to the required format. It will be marked and further encoded by numeral embeddings. In real-world data, there exist many kinds of numerals (Ravichander et al. 2019) and we mainly focus on three typical types: number, number with commas, and percentage. For example, "2300", "2,300" should be parsed to 2300. "23%" should be parsed to 0.23. Besides, we adopt Byte-Pair Encoding (BPE) (Sennrich, Haddow, and Birch 2016) to tokenize the regular text. After pre-processing the data, the output includes a binary label with each element indicating whether the corresponding element is a (textual) token or a numeral.

Prototype-based Numeral Embedding

For GPT, the token IDs will be transformed to embeddings through an embedding matrix. However, in terms of numerals,

regular embeddings would not suffice. The reason is that numbers are usually continuous and follow ordered relations, for example, they can be sorted based on their magnitude. In regular GPT, numerals are segmented into one or more independent subword units, which makes it cumbersome to learn the correct relation between numerals. Therefore, we need to design specific representations for the numerals so as to model them in an approximately continuous space.

Recent research has proposed using a deterministic approach (Sundararaman et al. 2020) or calculating the weighted average of prototype embedding to determine the embedding of numeral (Jiang et al. 2019). Another work transforms numbers into the form of scientific notation to improve the model capability of capturing scale information (Zhang et al. 2020). Inspired by these work, we design a hybrid approach to embed the numerals which can capture the scale as well as the precision in a continuous manner.

For a numeral n , we will first transform it into a scientific notation and determine its exponent $e(n) \in \mathbb{Z}$ and mantissa $f(n) \in (-10, 10)$, as shown in Equation 1.

$$n = 10^{e(n)} \times f(n). \quad (1)$$

For example, -123 can be transformed to -1.23×10^2 . Its exponent, denoted as $e(-123)$, is the 2, and its mantissa, denoted as $f(-123)$, is -1.23 . Based on the mantissa and exponent of the number, we calculate the numeral embedding $\text{NE}(n) \in \mathbb{R}^d$, where d is the dimension of numeral embedding. We encode the mantissa and exponent of the number separately, as shown in Equation 2 and Fig. 2(a).

$$\text{NE}(n) = [\text{NE}^e(e(n)), \text{NE}^f(f(n))], \quad (2)$$

where $\text{NE}^e(e(n)) \in \mathbb{R}^{d_e}$ is the exponent embedding, and $\text{NE}^f(f(n)) \in \mathbb{R}^{d_f}$ is the mantissa embedding. d_f and d_e are dimensions of mantissa and exponent embeddings respectively, and $d = d_e + d_f$. In the current implementation, we empirically set $d_e = d/4$, $d_f = 3d/4$. For the number -123 , its embedding is $\text{NE}(-123) = [\text{NE}^e(2), \text{NE}^f(-1.23)]$. We use different strategies to embed mantissa and exponent in the numeral embedding.

Considering that the exponent is an integer, we associate a learnable embedding vector $\text{NE}^e(e(n)) \in \mathbb{R}^{d_e}$ to each integer in the typical range of common numbers, that is $\{-8, -7, \dots, 11, 12\}$. For the exponent larger than 12 or less than -8 , we set it to $+\text{INF}$ and $-\text{INF}$ respectively, as the signs of overflow and underflow for the model.

Since the mantissa is a real number, we choose a different embedding function for it. Similar to previous work (Sundararaman et al. 2020; Jiang et al. 2019), we adopt the deterministic approach and the prototype-based method to define the mantissa embedding. We denote the prototypes as $\{q_i^f\}_{i=0}^{d_f-1}$ where $q_i^f \in [-10, 10]$. Each value of the mantissa embedding is calculated based on the distance between the mantissa and each individual prototype. The formula is shown in Equation 3.

$$\text{NE}_i^f(f(n)) = \exp\left(-\frac{\|f(n) - q_i^f\|^2}{\sigma^2}\right) \quad (3)$$

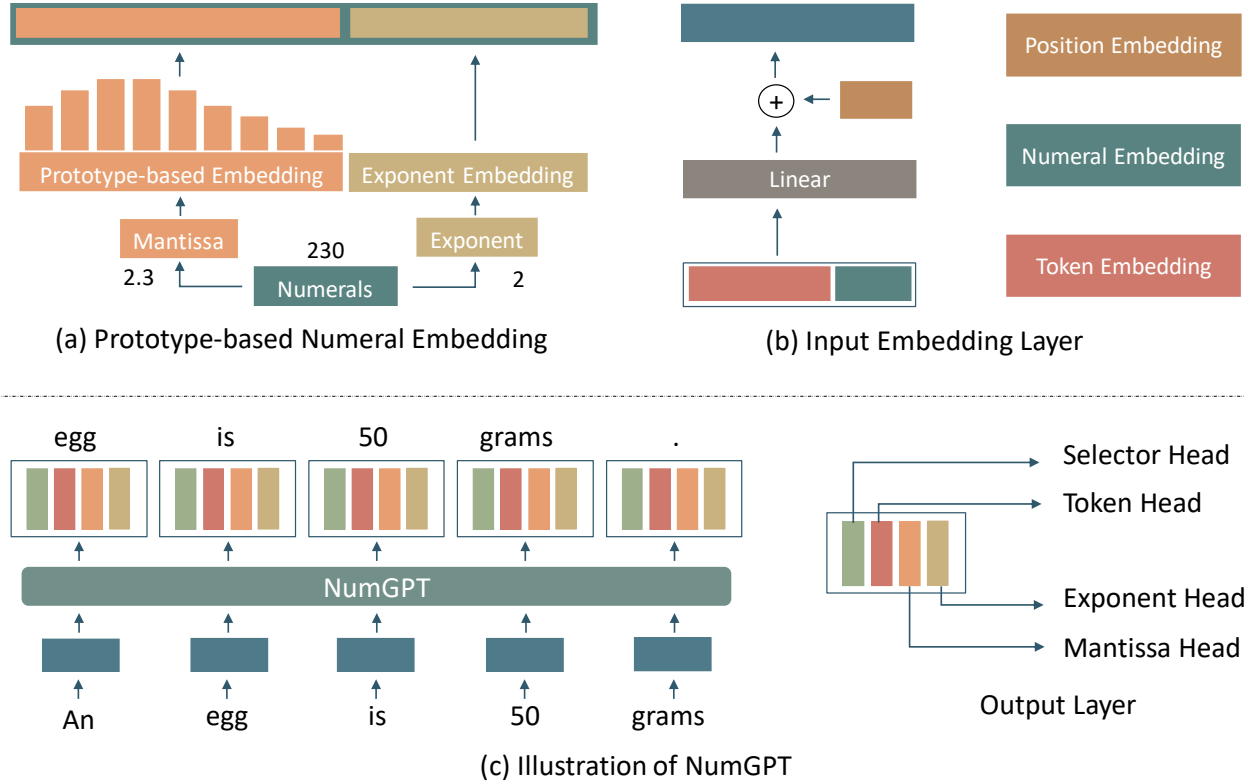


Figure 2: The model architecture of NumGPT: (a) We use prototype-based embedding to encode the mantissa of the numeral and use an individual embedding to encode the exponent of the numeral; (b) The numeral embedding and token embedding are fused in the input embedding layer; (c) NumGPT has four heads to control the output. If the Selector Head signals that it is a token, then it will use the Token Head to output a token. Otherwise, it will use Mantissa Head and Exponent Head to output a numeral.

where σ is a hyperparameter controlling the smoothness of the mantissa representation. In this work, we simply use prototypes uniformly distributed in $[-10, 10]$:

$$q_i^f = \frac{10 - (-10)}{df - 1} \times i + (-10) \quad (4)$$

NumGPT

After deriving the numeral embedding, we can incorporate it into the pre-trained language models, or more specifically, GPT in this work. The architecture of GPT is based on the Transformer decoder. It can be formulated as three modules, i.e., the embedding layer, Transformer layers, and the output layer. The major difference between NumGPT, which is our proposed model, and GPT lies in the input embedding layer and the design of the output layer, as shown in Fig. 2(b) and Fig. 2(c) respectively.

Input Embedding Layer. In the design of the original Transformer (Vaswani et al. 2017), it derives the input embedding through adding the token embedding and position embedding. Then it will be passed to the Transformer layer $h = \text{Transformer}(E(x_t)) \in \mathbb{R}^{d_h}$, where d_h is the hidden size and h is the hidden state. Consider the token embedding function as $\text{TE}(x_t) \in \mathbb{R}^{d_h}$ and the position embedding function as $\text{PE}(x_t) \in \mathbb{R}^{d_h}$, the output of input embedding layer

$E(x_t) \in \mathbb{R}^{d_h}$ is shown in Equation 5:

$$E(x_t) = \text{TE}(x_t) + \text{PE}(x_t), \quad (5)$$

where $t \in \{1, 2, \dots, T\}$ is the position in the sequence x and T is the length of sequence.

For NumGPT, we modify the input embedding layer to incorporate the numeral embedding for numbers. A paradigm is to concatenate the token embedding and the numeral embedding and then use a linear layer to transform it into the same size of hidden states. The formula is shown in Equation 6.

$$E(x_t) = [\text{TE}(x_t), \text{NE}(x_t)]W_b + \text{PE}(x_t), \quad (6)$$

where $W_b \in \mathbb{R}^{(d_h+d) \times d_h}$ denote parameters of the linear transformation. Since the token x_t in the sequence can be textual or numeral exclusively, when the token is textual, its numeral part $\text{NE}(x_t)$ becomes a learnable embedding shared among all the textual tokens. When the token is a numeral, the textual part $\text{TE}(x_t)$ for the token becomes a learnable embedding shared across all the numerals.

Output Layer. In general, the output probability of the next token follows a mixture model:

$$\begin{aligned} p(x_t|x_{1:t-1}) &= p(z_t = 1|x_{1:t-1})p(x_t|x_{1:t-1}, z_t = 1) \\ &\quad + p(z_t = 0|x_{1:t-1})p(x_t|x_{1:t-1}, z_t = 0), \end{aligned} \quad (7)$$

where $z_t = 0$ indicates a textual token and $z_t = 1$ represents a numeral token. In the output layer, we decouple each part and model them separately. First, we use Selector Head to output the probability of token types. It can be calculated as follows:

$$p(z_t|x_{1:t-1}) = \text{softmax}(h_t W_z). \quad (8)$$

where $h_t \in \mathbb{R}^{d_h}$ is output hidden state and $W_z \in \mathbb{R}^{d_h \times 2}$ is the parameter matrix.

Then, if the Selector Head predicts the next token as textual, the Token Head will output the probability of the next tokens $p(h) \in \mathbb{R}^{T \times |V|}$, as shown in Equation 9.

$$p(x_t|x_{1:t-1}, z = 0) = \text{softmax}(h_t W), \quad (9)$$

where $W \in \mathbb{R}^{d_h \times |V|}$ is the parameter matrix, and $|V|$ is the size of vocabulary.

For a numeral token x_t , we decompose it into two parts $[x_t^e, x_t^f]$, which correspond to exponent and mantissa. They are regarded as independent variables and their marginal probabilities are modeled as:

$$p(x_t^e|x_{1:t-1}, z_t = 1) = \text{softmax}(h_t W_e) \quad (10)$$

$$p(x_t^f|x_{1:t-1}, z_t = 1) = \frac{1}{\sqrt{\pi}} \exp(-(x_t^f - h_t W_f)^2) \quad (11)$$

where $W_e \in \mathbb{R}^{d_h \times |V_e|}$ and $W_f \in \mathbb{R}^{d_h \times 1}$ are parameter matrices, and $|V_e|$ is the size of exponent vocabulary. $h_t W_f$ can be regarded as the mantissa of the predicted numeral.

Numeral-aware Loss Function

Finally, we obtain a numeral-aware language modeling loss function to pre-train the model:

$$\begin{aligned} \mathcal{L} = & - \sum_{t=1}^T [\log p(z_t|x_{1:t-1}) \\ & + I(z_t = 0) \log p(x_t|x_{1:t-1}, z_t = 0) \\ & + I(z_t = 1) \log p(x_t^e|x_{1:t-1}, z_t = 1) \\ & + I(z_t = 1) \log p(x_t^f|x_{1:t-1}, z_t = 1)]. \quad (12) \end{aligned}$$

Experiments

To evaluate the effectiveness of NumGPT in understanding numeracy, we conduct the following experiments. Inspired by previous evaluation methods (Hosseini et al. 2014; Talmor et al. 2020; Zhang et al. 2020), we first synthesize three datasets as **Synthetic Tasks** to evaluate the numeracy ability of models. We further demonstrate the application of NumGPT in the generation task and magnitude classification task (Chen et al. 2019). Ablation studies are designed to investigate whether pre-training and the hyperparameters of NumGPT have a great impact on the performance of models.

Synthetic Tasks

We first compared NumGPT with baseline approaches, including GPT, GPT with DICE (Sundararaman et al. 2020), on three synthetic tasks: Multiple Measurement Estimation (MME) task, General Number Comparison (GNC) task, and

Math Word Problem Addition and Subtraction (MWPAS) task. We create tens of templates for the tasks and sample random numbers to fill in the template. We frame those tasks as a binary classification problem, which judges whether the question-answer pair or the sentence is "correct" or not. We evaluate the model by calculating accuracy in the test dataset. We illustrate them one by one in the following paragraphs.

Multiple Measurement Estimation. Inspired by the measurement estimation task proposed by Zhang et al. (2020), we design the MME task to verify whether models can learn to estimate objects' numerical attributes. We construct a question-answer pair and let the model judge whether the answer matches the question. One question template is "How many grams are [INT] [OBJ]?" and we will sample a random integer to fill in "[INT]" and an object, such as "egg", to fill in "[OBJ]". We assume that the range of "correct" answer is $[\text{ANS_MIN}, \text{ANS_MAX}]$. We limit the range of "incorrect" answers in $[0.01 \times \text{ANS_MIN}, \text{ANS_MIN}] \cup (\text{ANS_MAX}, 100 \times \text{ANS_MAX}]$. For example, a question is "How many grams are 2 eggs?" and the answer range for this question is $[70, 140]$. If we input this question with the answer "35" to the model, the model should classify this question-answer pair as "incorrect". If the input answer is changed to "80", the model should classify this question-answer pair as "correct". For the dataset of this task, we have crafted 20 objects and 4 question templates. When generating one sample, we randomly sample a question template from candidate question templates, use the logarithmic sampler to sample the multiplier, and sample a candidate answer. For each object, we construct 500 "correct" samples and 500 "incorrect" samples. Then we split the generated samples into 16000 training samples and 4000 test samples. We guarantee that the combination of multipliers, object, and answer is unique for all the samples in the dataset.

General Number Comparison. Inspired by the number comparison task proposed in oLMpics (Talmor et al. 2020), we augment it as general number comparison to evaluate whether the model can judge the quantitative comparison in the natural language context. A template for this problem is "A [NUMA] year old person is younger than a [NUMB] year old person", where "[NUMA]" and "[NUMB]" can be replaced with numbers in a range $[15, 104]$. The label is determined based on whether two numbers satisfy the semantics of the sentence. We have crafted 20 templates, which cover a large range of numbers and typical object numerical attributes (e.g., length and weight) comparison, and then according to each template, we generate 1000 positive samples and 1000 negative samples. In each sample, the number is randomly sampled using a logarithmic sampler to fill in the template. The dataset can be split into 32000 training samples and 8000 test samples.

Math Word Problem Addition and Subtraction. The MWPAS task assesses whether the model can handle the addition and subtraction task in the math word problem. Twenty templates are crafted from AI2 dataset (Hosseini et al. 2014). They cover the ability of addition and subtraction. For example, one template is "Joan found [NUMA] seashells on the beach. She gave Sam some of her seashells. She has [NUMB] seashells. How many seashells did she give to Sam?". Sim-

Model	MME	GNC	MWPAS
MAJ	50.48±0.00	50.93±0.00	50.93±0.00
<i>Train from scratch</i>			
GPT	78.99±1.81	95.16±0.28	49.85±0.63
GPT with DICE	73.68±0.43	75.09±1.21	49.17±1.04
NumGPT	97.16±0.55	95.45±0.57	88.05±0.99
<i>Pre-train and finetune</i>			
GPT	72.02±3.63	93.84±1.29	49.17±0.82
NumGPT	98.11±0.38	95.82±0.17	86.16±3.26

Table 1: Experiment results for synthetic tasks. The performance of NumGPT is better than baseline models in the three synthetic tasks ($p < 0.05$). The pre-training improves the performance of NumGPT on MME task ($p < 0.05$).

ilarly, the "[NUMA]" and "[NUMB]" can be replaced by random integers. If the answer equals the subtraction from Number A to Number B, then the label is "true". Otherwise, it is "false". For each template, 1000 positive samples and 1000 negative samples are created. In each sample, numbers are randomly sampled using a logarithmic sampler to fill in the template. The splitting strategy is the same as the GNC task.

Model Details. In this study, we investigate the model performance on synthetic tasks. Baseline models include majority baseline (MAJ), GPT, and GPT with DICE. The MAJ baseline simply selects the most frequent label in the test dataset as the output. GPT is a Transformer decoder with 12 layers, 12 heads, and the hidden size of 768. NumGPT has the same architecture as GPT. The numeral embedding dimension of NumGPT is 64 and σ is 0.5. For GPT with DICE, we replace the numeral embedding in NumGPT with DICE (Sundararaman et al. 2020). We train the models from scratch for 50 epochs on one Nvidia V100 GPU with batch size of 96. The optimizer we used is AdamW and the learning rate is 6.25×10^{-5} .

Results. The results of experiments on synthetic tasks are listed in Table 1. The mean and standard derivation of accuracy over 5 runs are reported. We also performed the Student's t -test to determine whether the average performance scores of two groups are significantly different. We assume that if the p -value is less than 0.05, the difference is statistically significant. NumGPT outperforms all the baseline methods in MME and MWPAS tasks ($p < 0.05$) and achieves the comparable results of GPT in GNC task. Those tasks focus on evaluating different aspects of the numeracy ability. For the MME task, we find that NumGPT can achieve a significant improvement compared to GPT and GPT with DICE ($p < 0.05$). It demonstrates that our numeral embedding captures the scale information more accurately, since it models the exponent individually. It further facilitates measurement estimation with multiplication, while GPT and GPT with DICE do not perform very well on it. For the GNC task, NumGPT has a slightly better performance than GPT. However, GPT with DICE cannot achieve a good performance on this task. One possible reason is that when integrating the DICE embedding into the model, the model cannot cap-

ture the tiny difference in the embedding if the numbers are very close. Therefore, it is hard for the model to distinguish similar numbers, which leads to a lower performance. For the MWPAS task, GPT and GPT with DICE have a similar performance as the MAJ baseline model. It demonstrates that they cannot model the addition and subtraction in the math word problems. NumGPT significantly outperforms other baseline models in this task ($p < 0.05$). It reflects that NumGPT has a more accurate arithmetic ability than other baseline models. A reason is that the numeral embedding of NumGPT eases the difficulty of modeling addition and subtraction.

Magnitude Classification

Magnitude classification on **Numeracy-600K** dataset (Chen et al. 2019) is a task requiring models to predict the magnitude of the masked numeral in the news titles. We conduct the experiments on this dataset and compare the performance of our proposed model with that of the baselines.

Model Details. GPT is a Transformer decoder with 12 layers, 12 heads, and the hidden size of 768. NumGPT has the same hyperparameter configuration as GPT. We include the results of GPT and NumGPT. They are trained from scratch on one Nvidia V100 GPU with a batch size of 96 for 5 epochs. The optimizer used in this experiment is AdamW and the learning rate is set as 6.25×10^{-5} .

Results. Table 2 shows the experiment results on magnitude classification. Average values and standard deviations of Micro-F1 and Macro-F1 over 5 runs for GPT and NumGPT are reported respectively. Compared to the baseline results provided by Sundararaman et al. (2020), we can observe that our approach outperforms all the baseline models. Also, our model achieves a comparable performance with GPT. It indicates that NumGPT has a similar numeracy ability for magnitude prediction with GPT when training from scratch. A possible reason is that many numerals are masked in the input and NumGPT cannot show its representation power of numerical embeddings by only learning from the task dataset. While after pre-training the NumGPT on a large unlabeled corpus, it can achieve better performance than GPT on this task ($p < 0.05$). It demonstrates that through fully learning numeral relations in pre-training dataset, the performance of NumGPT can be improved on the downstream tasks.

Generation Evaluation

To further evaluate the quality of generation task, we further conduct the generation evaluation based on the MWPAS task. We construct the input context based on the positive samples with answers larger than 10000 in the MWPAS task. For example, one input context is "Q: A ship is filled with 6518 tons of cargo. It stops in Bahamas, where sailors load 3542 tons of cargo onboard. How many tons of cargo does the ship hold now? A:" and the model will predict the next word, which is expected to "10060". We split the dataset into 5512 training samples and 1338 test samples. The model details, evaluation metrics, and results will be introduced in the following paragraphs.

Model Details. We train GPT and NumGPT using language modeling loss in this task. Similar to the architecture setting

Model	Micro-F1 \uparrow	Macro-F1 \uparrow
LR	62.49	30.81
CNN	69.27	35.96
GRU	70.92	38.43
BiGRU	71.49	39.94
CRNN	69.50	36.15
CNN-capsule	63.11	29.41
GRU-capsule	70.73	33.57
BiGRU-capsule	71.49	34.18
BiLSTM with DICE	75.56	46.80
<i>Train from scratch</i>		
GPT	79.45 \pm 0.45	53.86 \pm 0.84
NumGPT	78.97 \pm 0.24	53.30 \pm 1.12
<i>Pre-train and finetune</i>		
GPT	79.42 \pm 0.15	53.79 \pm 0.68
NumGPT	81.32\pm0.21	56.47\pm0.77

Table 2: Experiment results on Numeracy-600K dataset. NumGPT outperforms other baseline models ($p < 0.05$).

of Synthetic Tasks, GPT is a Transformer decoder with 12 layers, 12 heads, and the hidden size of 768. NumGPT has the same hyperparameter configuration as GPT. They are trained from scratch on one Nvidia V100 with batch size 96 for 50 epochs. The optimizer used in this experiment is AdamW and the learning rate is set as 6.25×10^{-5} .

Evaluation Metrics. We find that it is also possible for the model to predict a token other than a number. Therefore, we define several metrics to evaluate how well the model performs in this task. The first metric is the Number Generation Ratio (NGR), which is a value from 0 to 1. It measures how many percentages of samples will lead to the final numerical predictions by the model. We use the next two metrics log-MAE (LMAE) and exponent accuracy (E_ACC) with log base 10 (Berg-Kirkpatrick and Spokoiny 2020) to measure the correctness of generated numbers, which are defined as follows:

$$\text{LMAE} = \frac{1}{|\mathcal{D}|} \sum_{\mathcal{D}} |\log y - \log \hat{y}| \quad (13)$$

$$\text{E_ACC} = \frac{1}{|\mathcal{D}|} \sum_{\mathcal{D}} \mathbb{I}[\lfloor \log y \rfloor = \lfloor \log \hat{y} \rfloor] \quad (14)$$

where \mathcal{D} is the sample collection, y is the ground truth, and \hat{y} is the model prediction.

Results. The experiment results are shown in Table 3. The mean and standard deviation of performances over 5 runs are reported. Although the models have the ability to generate a token rather than a numeral, we find that the NGR for both models is 1, which means that both models can generate a number given the input context. We can also observe that NumGPT outperforms GPT in terms of LMAE and E_ACC. It demonstrates that NumGPT is more accurate in generating large numbers than GPT.

Ablation Study

We want to identify whether the hyperparameters σ used in the mantissa embedding will affect the model performance.

Model	NGR	LMAE \downarrow	E_Acc \uparrow
<i>Train from scratch</i>			
GPT	1 \pm 0	0.0957 \pm 0.0045	0.9221 \pm 0.0030
NumGPT	1 \pm 0	0.0312\pm0.0044	0.9749\pm0.0188
<i>Pre-train and finetune</i>			
GPT	1 \pm 0	0.0923 \pm 0.0084	0.9202 \pm 0.0117
NumGPT	1 \pm 0	0.0371 \pm 0.0099	0.9430 \pm 0.0728

Table 3: Experiment results on generation evaluation on a subset of the MWPAS dataset. NumGPT outperforms GPT in this task ($p < 0.05$).

Also, we would like to investigate whether the pre-training will have an impact on the model performance. We conduct both an ablation study regarding σ on the MME task and another ablation study regarding pre-training on the synthetic tasks, magnitude classification, and generation evaluation.

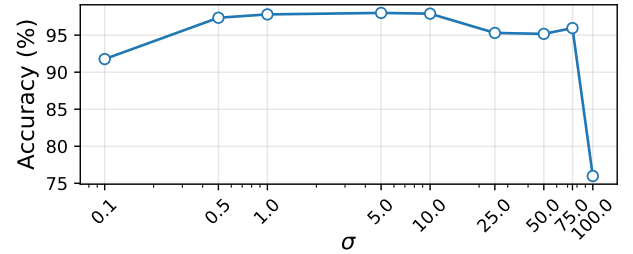


Figure 3: Experiment results for the ablation study on σ . The performance of NumGPT on the MME task will maintain in a small range except when σ is very small, such as 0.1, or σ is very large, such as 100.

Ablation on σ . We train NumGPT with σ varying from 0.1 to 100. Other training settings are the same as the previous experiments on MME tasks. As shown in Fig. 3, we can observe that as the σ increases, the performance is increasing and then decreasing after σ is larger than 10. It seems that a very small σ value, such as 0.1, or a very large σ value, such as 100, will have a significant bad effect on the model performance. The reason is that when the value of σ is very small, the numeral embedding will become sparse and then provide not enough detailed information to depict the numerals. When the value of σ is very large, the numeral embedding will become very smooth and will not be able to distinguish between two mantissas. Therefore, we should choose a suitable σ to help the model understand the mantissa of the numeral.

Ablation on Pre-training. For the pre-training, we pre-train GPT and NumGPT on the Wikipedia dataset, which contains 2,500M words, for one epoch on 8 Nvidia V100 GPUs with batch size 80. For the fine-tuning stage, we train the same epochs as training from scratch on the corresponding training dataset on one Nvidia V100 GPU with batch size 96. The experiment results are shown in Table 1, Table 2, and Table 3. We repeatedly run the finetuning given the pre-trained weight in 5 runs and report the average and standard deviations of performance scores. The pre-trained NumGPT will improve the performance on MME task, and magnitude

classification task ($p < 0.05$). After pre-training the models, in the magnitude classification task, NumGPT achieves more significant improvements than GPT ($p < 0.05$). It indicates that NumGPT can achieve better numeracy ability through pre-training on the large unlabeled corpus. While in GNC task, MWPAS task, and generation evaluation task, the performance improvements through pretraining on NumGPT are not significant. One possible reason is that the Wikipedia dataset does not have many samples requiring the arithmetic ability, such as numerical addition and subtraction required in the downstream tasks. We also find that pre-training cannot improve performance of GPT in synthetic tasks, magnitude classification, and generation evaluation. It reflects that it is hard for GPT to learn numeracy skills through pre-training in a large unlabeled corpus.

Related Work

We summarize related work into two categories: probing numeracy in NLP models and methods for improving numeracy ability of NLP models.

Probing Numeracy in NLP Models. Numeracy ability is mainly about reasoning with numbers in the text. The tasks for probing numeracy ability in NLP models can be further classified into two classes, approximate and exact, depending on the encoding of the numbers in text (Thawani et al. 2021). For example, "50" in the sentence "An egg weighs 50 grams." is an approximation of an egg weight, while the number "7" in the sentence "3 balls + 4 balls = 7 balls." is an exact answer. The probing tasks on numeracy for approximate numbers consist of numeration (Naik et al. 2019; Wallace et al. 2019), magnitude classification (Chen et al. 2019), and measurement estimation (Zhang et al. 2020). The probing tasks on numeracy for exact numbers include number comparison (Talmor et al. 2020) and math word problems (Ravichander et al. 2019). In this paper, similar to the previous tasks, we synthesize the measurement estimation task, the number comparison task, and math word problems. Besides, we adopt magnitude classification tasks (Chen et al. 2019) to comprehensively evaluate the numeracy ability of models.

Methods for Improving Numeracy Ability of NLP Models. Researchers have explored some methods to improve the numeracy ability of NLP models. A line of work focuses on developing a domain-specific problem solver integrated with neural networks and symbolic functions for math word problems (Zhang et al. 2019). Their methods are mainly based on expression tree (Roy and Roth 2015), sequence to sequence model (Wang, Liu, and Shi 2017), reinforcement learning (Huang et al. 2018; Wang et al. 2018), and hybrid model (Amini et al. 2019; Chiang and Chen 2019; Griffith and Kalita 2019). Another line of work focuses on improving numeracy in word embeddings or pre-trained models (Jiang et al. 2019; Sundararaman et al. 2020; Berg-Kirkpatrick and Spokoyny 2020), which can be generalized well across different tasks. Specifically, Jiang et al. (2019) proposed learning a weighted prototype numeral embedding and demonstrated that it can perform well on numeral prediction and sequence labeling tasks. However, the training process of the numeral embedding is not integrated into the training

process of the models, which leads to suboptimal and time-consuming. Sundararaman et al. (2020) designed a deterministic corpus-independent numeral embedding with excellent performance on probing tasks for numeracy (Naik et al. 2019; Wallace et al. 2019). However, when range of numbers becomes large, the embeddings for similar numbers will be very close and hard to distinguish. Moreover, in some tasks like math word problems, a subtle change in the number leads to totally different answers. While Berg-Kirkpatrick and Spokoyny (2020) conducted an empirical analysis of different loss functions in the task of contextualized numeral predictions in BERT, our work explores how GPT can benefit from numeral-aware loss function, similar to their designed loss function. Particularly, we propose a deterministic numeral embedding and further integrate it in the pre-trained model GPT. Such a deterministic embedding considering the scientific notation of the numbers is more robust than the numeral embedding proposed by Sundararaman et al. (2020) for it is more scalable to produce embeddings for large numbers.

Conclusion

To improve the numeracy ability of GPT, we have proposed NumGPT, which incorporates the numeral embedding into the input embedding. For the numeral embedding, we used scientific notation to decompose the number into mantissa and exponent and embed them into separate parts. Moreover, we designed a numeral-aware loss to handle the generation of numeral. We have conducted the experiments to demonstrate the effectiveness of our method in the synthetic tasks, magnitude classification, and generation evaluation. We also conduct a series of ablation studies to test whether the hyperparameters and pre-training have a large impact on model performance. From the experiment results, the performance improvement encourages us that integrating numeral embedding into the GPT is a promising direction to improve the numeracy ability of language models.

In the future, we plan to extend our methods to a larger size model and conduct quantitative experiments on more numerical reasoning tasks. Also, the explanation of numerical capabilities of large-scale language models are still less explored. It will be interesting and valuable to further conduct research in future work.

References

- Amini, A.; Gabriel, S.; Lin, P.; Koncel-Kedziorski, R.; Choi, Y.; and Hajishirzi, H. 2019. Mathqa: Towards interpretable math word problem solving with operation-based formalisms. In *Proceedings of the Conference of the North American Chapter of the Association for Computational Linguistics*, 2357–2367.
- Berg-Kirkpatrick, T.; and Spokoyny, D. 2020. An Empirical Investigation of Contextualized Number Prediction. In *Proceedings of the Conference on Empirical Methods in Natural Language Processing*, 4754–4764.
- Brown, T. B.; Mann, B.; Ryder, N.; Subbiah, M.; Kaplan, J.; Dhariwal, P.; Neelakantan, A.; Shyam, P.; Sastry, G.; Askell, A.; et al. 2020. Language models are few-shot learners. In *Advances in Neural Information Processing Systems*.

- Chen, C.-C.; Huang, H.-H.; Takamura, H.; and Chen, H.-H. 2019. Numeracy-600k: Learning numeracy for detecting exaggerated information in market comments. In *Proceedings of the 57th Annual Meeting of the Association for Computational Linguistics*, 6307–6313.
- Chiang, T.-R.; and Chen, Y.-N. 2019. Semantically-aligned equation generation for solving and reasoning math word problems. In *Proceedings of the Conference of the North American Chapter of the Association for Computational Linguistics*, 2656–2668.
- Devlin, J.; Chang, M.-W.; Lee, K.; and Toutanova, K. 2019. Bert: Pre-training of deep bidirectional transformers for language understanding. In *Proceedings of the Conference of the North American Chapter of the Association for Computational Linguistics*, 4171–4186.
- Geva, M.; Gupta, A.; and Berant, J. 2020. Injecting numerical reasoning skills into language models. In *Proceedings of the 58th Annual Meeting of the Association for Computational Linguistics*, 946–958.
- Griffith, K.; and Kalita, J. 2019. Solving arithmetic word problems automatically using transformer and unambiguous representations. In *International Conference on Computational Science and Computational Intelligence*, 526–532. IEEE.
- Hosseini, M. J.; Hajishirzi, H.; Etzioni, O.; and Kushman, N. 2014. Learning to solve arithmetic word problems with verb categorization. In *Proceedings of the Conference on Empirical Methods in Natural Language Processing*, 523–533.
- Huang, D.; Liu, J.; Lin, C.-Y.; and Yin, J. 2018. Neural math word problem solver with reinforcement learning. In *Proceedings of the 27th International Conference on Computational Linguistics*, 213–223.
- Jiang, C.; Nian, Z.; Guo, K.; Chu, S.; Zhao, Y.; Shen, L.; and Tu, K. 2019. Learning numeral embeddings. *arXiv preprint arXiv:2001.00003*.
- Lan, Z.; Chen, M.; Goodman, S.; Gimpel, K.; Sharma, P.; and Soricut, R. 2019. Albert: A lite bert for self-supervised learning of language representations. In *International Conference on Learning Representations*.
- Liu, Y.; Ott, M.; Goyal, N.; Du, J.; Joshi, M.; Chen, D.; Levy, O.; Lewis, M.; Zettlemoyer, L.; and Stoyanov, V. 2019. Roberta: A robustly optimized bert pretraining approach. *arXiv preprint arXiv:1907.11692*.
- Naik, A.; Ravichander, A.; Rose, C.; and Hovy, E. 2019. Exploring numeracy in word embeddings. In *Proceedings of the 57th Annual Meeting of the Association for Computational Linguistics*, 3374–3380.
- Radford, A.; Narasimhan, K.; Salimans, T.; and Sutskever, I. 2018. Improving language understanding by generative pre-training.
- Radford, A.; Wu, J.; Child, R.; Luan, D.; Amodei, D.; and Sutskever, I. 2019. Language models are unsupervised multi-task learners. *OpenAI blog*, 1(8): 9.
- Ravichander, A.; Naik, A.; Rose, C.; and Hovy, E. 2019. EQUATE: A benchmark evaluation framework for quantitative reasoning in natural language inference. In *Proceedings of the 23rd Conference on Computational Natural Language Learning*, 349–361.
- Roy, S.; and Roth, D. 2015. Solving general arithmetic word problems. In *Proceedings of the Conference on Empirical Methods in Natural Language Processing*, 1743–1752.
- Sennrich, R.; Haddow, B.; and Birch, A. 2016. Neural machine translation of rare words with subword units. In *Proceedings of the 54th Annual Meeting of the Association for Computational Linguistics*.
- Sundararaman, D.; Si, S.; Subramanian, V.; Wang, G.; Hazarika, D.; and Carin, L. 2020. Methods for Numeracy-Preserving Word Embeddings. In *Proceedings of the Conference on Empirical Methods in Natural Language Processing*, 4742–4753.
- Talmor, A.; Elazar, Y.; Goldberg, Y.; and Berant, J. 2020. oLMPics—On what Language Model Pre-training Captures. *Transactions of the Association for Computational Linguistics*, 8: 743–758.
- Thawani, A.; Pujara, J.; Szekely, P. A.; and Ilievski, F. 2021. Representing Numbers in NLP: a Survey and a Vision. *arXiv preprint arXiv:2103.13136*.
- Vaswani, A.; Shazeer, N.; Parmar, N.; Uszkoreit, J.; Jones, L.; Gomez, A. N.; Kaiser, L.; and Polosukhin, I. 2017. Attention is all you need. In *Advances in Neural Information Processing Systems*, 5998–6008.
- Wallace, E.; Wang, Y.; Li, S.; Singh, S.; and Gardner, M. 2019. Do nlp models know numbers? Probing numeracy in embeddings. In *Proceedings of the Conference on Empirical Methods in Natural Language Processing*, 5306–5314.
- Wang, A.; Pruksachatkun, Y.; Nangia, N.; Singh, A.; Michael, J.; Hill, F.; Levy, O.; and Bowman, S. R. 2019a. Superglue: A stickier benchmark for general-purpose language understanding systems. In *Advances in Neural Information Processing Systems*, 3261–3275.
- Wang, A.; Singh, A.; Michael, J.; Hill, F.; Levy, O.; and Bowman, S. R. 2019b. GLUE: A multi-task benchmark and analysis platform for natural language understanding. In *International Conference on Learning Representations*.
- Wang, L.; Zhang, D.; Gao, L.; Song, J.; Guo, L.; and Shen, H. T. 2018. Mathdqn: Solving arithmetic word problems via deep reinforcement learning. In *Proceedings of the AAAI Conference on Artificial Intelligence*, volume 32, 5545–5552.
- Wang, Y.; Liu, X.; and Shi, S. 2017. Deep neural solver for math word problems. In *Proceedings of the Conference on Empirical Methods in Natural Language Processing*, 845–854.
- Zhang, D.; Wang, L.; Zhang, L.; Dai, B. T.; and Shen, H. T. 2019. The gap of semantic parsing: A survey on automatic math word problem solvers. *IEEE Transactions on Pattern Analysis and Machine Intelligence*, 42(9): 2287–2305.
- Zhang, X.; Ramachandran, D.; Tenney, I.; Elazar, Y.; and Roth, D. 2020. Do Language Embeddings capture Scales? In *Proceedings of the Conference on Empirical Methods in Natural Language Processing*, 4889–4896.