

Seam Carving Detection and Localization using Two-Stage Deep Neural Networks

Lakshmanan Nataraj, Chandrakanth Gudavalli, Tajuddin Manhar Mohammed, Shivkumar Chandrasekaran, and B.S. Manjunath

Mayachitra Inc., Santa Barbara, CA, USA,
<https://mayachitra.com/>

Abstract. Seam carving is a method to resize an image in a content aware fashion. However, this method can also be used to carve out objects from images. In this paper, we propose a two-step method to detect and localize seam carved images. First, we build a detector to detect small patches in an image that has been seam carved. Next, we compute a heatmap on an image based on the patch detector’s output. Using these heatmaps, we build another detector to detect if a whole image is seam carved or not. Our experimental results show that our approach is effective in detecting and localizing seam carved images.

Keywords: image forensics, seam carving detection, fake images, object removal

1 Introduction

With new cameras, mobile phones and digital tablets, the amount of digital images has had an exponential increase. Social media platforms have also contributed to their increased distribution. At the same time, software for manipulating these digital images have also significantly evolved. These software tools make it trivial for people to manipulate these digital images. The objective of Media Forensics is to identify these manipulations and detect these doctored images. Over the years, many techniques have been proposed to identify image manipulations. These include digital artifacts based on camera forensics, resampling characteristics, compression, and others. A common operation in image tampering is removing certain image regions in a “content-aware” way. In this regard, seam carving is a popular technique for “content-aware” image resizing [1,39]. In seam carving, the “important content” in an image is left unaffected when the image is resized and it is generally assumed that the “important content” is not characterized by the low energy pixels. Since seam carving based object removal involves non-traditional ways of removing objects, it is a challenge to detect doctored images that have been seam carved. In this paper, we propose a novel method to detect and localize seam carved images using two stages of convolutional neural networks (CNNs): one for detection and one for localization. First, we train a CNN to identify patches that have been seam carved. For every pixel in an image, we then compute the detection score which



Fig. 1: Illustration of seam carving detection and localization: (a) Original image, (b) Object marked in red to be removed and Object marked in green to be preserved, (c) Seam carved image with object removed, (d) Seam carving detection heatmap using proposed approach (red pixels are areas where seams were likely removed).

results in a heatmap for the whole image, that can be used for localization. Finally, we train another CNN on the heatmaps which gives a score at the image level to determine if an image has been seam carved or not. Fig. 1 illustrates the proposed approach.

The rest of the paper is organized as follows. Sec. 2 presents the related work in this area and Sec. 3 introduces seam carving and seam insertion on images. The methodology to detect seam carving is presented in Sec. 4 while the experiments are detailed in Sec. 5. Finally, the conclusion is presented in Sec. 6.

2 Related Work

There have been several works proposed to detect digital image manipulations. These include detection of splicing, morphing, resampling artifacts, copy-move, seam carving, computer-generated (CG) images, JPEG artifacts, inpainting, compression artifacts, to name a few. Many methods have been proposed to detect copy-move [21,11], resampling [34,29,20,33,36,15,6,8], splicing [18,2,37], and inpainting based object removal [44,23]. Other approaches exploit JPEG compression artifacts [13,24,28,7] or artifacts arising from artificial intelligence (AI) generated images [30,48,16,3]. In recent years, deep learning based methods have shown better performance in detecting image manipulations [5,4,35,8].

Several methods have been proposed over the past decade to detect seam carving based manipulations [38,27,26,9,43,25,42,14,40,46,41,19,17,47,22]. These include methods using steganalysis [38], hashing [27,14], local binary pattern [46,47], and deep learning based methods [45,10,31,32]. In this paper, our approach to detect seam carving based manipulations is also based on deep learning.

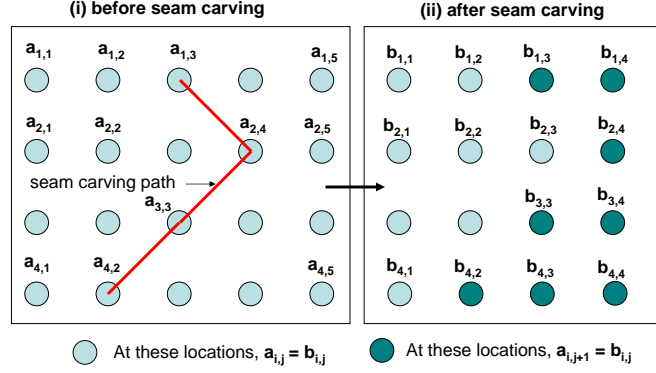


Fig. 2: Example of Seam Carving when a 4×5 matrix \mathbf{a} is seam carved and a 4×4 matrix \mathbf{b} results due to the removal of a single seam.

3 Seam Carving and Seam Insertion

A seam is defined as an optimal 8-connected path of pixels on an image either from top-to-bottom or left-to-right. In seam carving, the seams are removed and the image dimension is reduced by a column or a row. In seam insertion, a seam is first removed and two pixels are inserted at the position where the seam was removed. Fig. 2 and 3 illustrates the processes of seam carving and seam insertion. An energy function computed for all points along a seam is considered for the optimality criterion for seam selection. This choice of seams helps in maintaining the image quality during the resizing process. *We consider the seam carved/inserted image as a tampered image because the image dimensions and its content are altered..* Hence, the problem of detecting seam carving/insertion is important from an image forensics perspective. Interpolation kernel based methods for re-sampling detection will fail when the resizing in the doctored image is done using seam carving/insertion. Though it was initially proposed for automatic image resizing while maintaining a good perceptual quality of

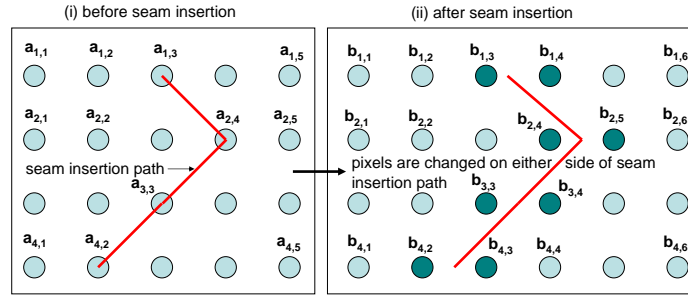
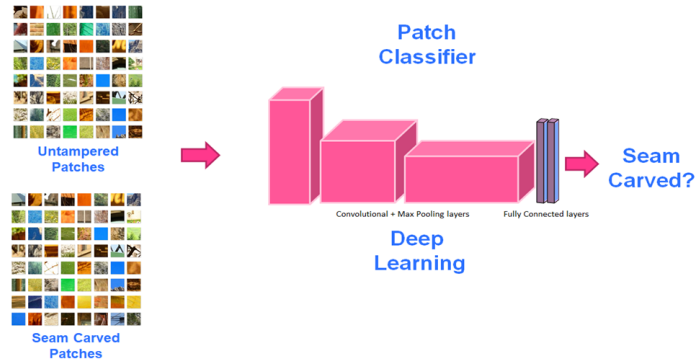
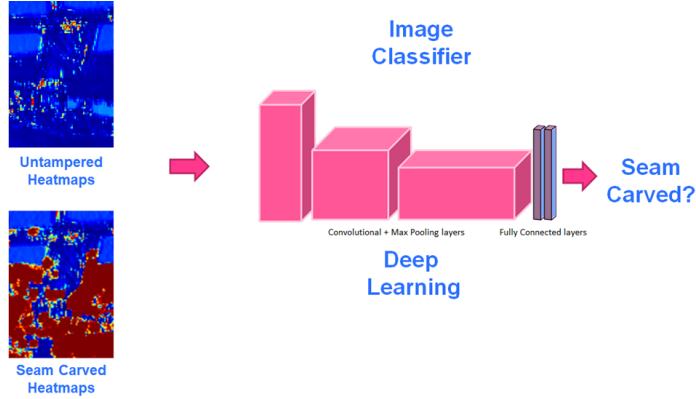


Fig. 3: Example of Seam Insertion: (i) \mathbf{a} and (ii) \mathbf{b} are the 4×5 and the 4×6 image matrices before and after seam insertion, respectively. For points along the seam, the values are modified as shown for the first row: $b_{1,1} = a_{1,1}$, $b_{1,2} = a_{1,2}$, $b_{1,3} = \text{round}(\frac{a_{1,2} + a_{1,3}}{2})$, $b_{1,4} = \text{round}(\frac{a_{1,3} + a_{1,4}}{2})$, $b_{1,5} = a_{1,4}$, $b_{1,6} = a_{1,5}$.



(a) Stage 1



(b) Stage 2

Fig. 4: Two-stage approach

the resized image, seam carving has also been used for removal of certain image regions. *It is to be noted that seam carving can discard and retain certain regions, depending on the weight we assign to certain regions.* E.g. for an object removal problem, we may need to ensure that certain image regions are left unaffected as distorting them may cause significant perceptual distortion. We first explain how seam carving is used for object removal and then discuss the interesting problems involved.

4 Detection of Seam Carving

In order to detect and localize seam carving in images, we propose a two-stage detection approach: one for detection of seam carved patches and the other for localizing seam carving in an image by generating a heatmap. First, we train a deep neural network to identify whether patches in an image have been seam carved or not. We then divide an image into patches and for every patch, we




Fig. 5: Screenshot of: (a) Non-seam carved patches, (b) Seam carved patches

compute the detection score which results in a heatmap for the whole image. This heatmap can be used for localization of seam carving. Finally, we train another deep neural network with the heatmaps as input which gives a score at the image level to determine whether an image has been seam carved or not. The entire block schematic is shown in Fig. 4

5 Experiments

5.1 Experimental Setup

We first extract 64×128 patches from images belonging to RAISE dataset [12]. From these patches, we form two classes of image patches: first class where the patches are further cropped to 64×64 , and the second class where the patches are seam carved horizontally by 50% to obtain 64×64 seam carved patches. In this way we obtained 16,000 patches from the RAISE dataset (8000 in each class) and 40,000 patches from the Dresden dataset (20,000 in each class). These were further randomly divided into 80% training, 10% testing and 10% validation.

5.2 Learning

The patches are trained using a multi layer deep convolutional neural network which consists of convolution layer with 32 3×3 convs, followed by ReLu layer, convolution layer with 32 5×5 convs followed by max pooling layer, convolution layer with 64 3×3 convs followed by ReLu layer, convolution layer with 64 5×5 convs followed by max pooling layer, convolution layer with 128 3×3 convs followed by ReLu layer, convolution layer with 128 5×5 convs followed by max pooling layer, and finally a 256 dense layer followed by a 256 dense layer and a sigmoid layer. We train this model till a high training accuracy and validation accuracy are obtained.

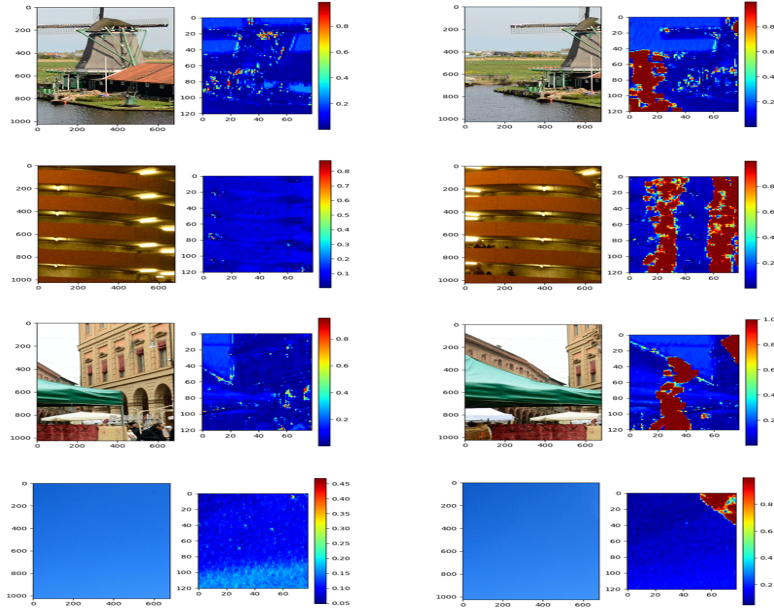


Fig. 6: Detection heatmaps on images that have (a) not been seam carved, and (b) seam carved

5.3 Detection Heatmaps

Using the trained model on the patches, the probability of a pixel being seam carved or not is computed on overlapping patches in an image. Fig. 6 show the heatmaps on non-seam carved and seam carved images. As we can see, the heatmaps on the seam carved images have more red regions than the images on non-seam carved images. Even for an image that has the blue sky, the heatmaps can be clearly identified for seam carved image and the non-seam carved image. This motivated us to train the heatmaps with another CNN which takes the heatmaps as input (Fig. 4(b)) and outputs the probability whether an image has been seam carved or not. As we can see from Fig. 7, we obtained high accuracy when trained on the heatmaps.

5.4 Robustness to Percentage of seams removed

In this experiment, we varied the percentage of seams removed in the testing set and evaluated the model which was trained with 50% seams removed, in order to check the robustness of the model for different amounts of seams removed. The Area Under the Curve (AUC) is the evaluation metric for varying percentage of seams removed. The results are tabulated in Tab. 1. We observe that the AUC is very high for percentages around 50% and decreases for lower percentages of seams removed. This shows that the model is generalizable for most percentages of seams removed. In future, we will train another model for lower percentages.

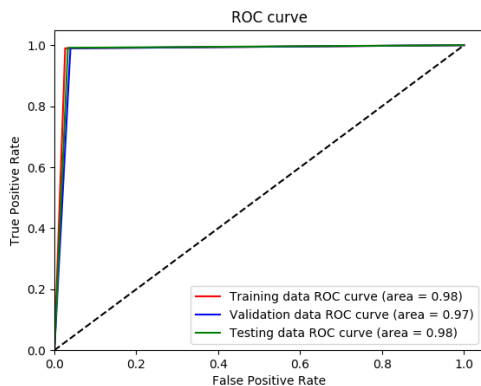


Fig.7: ROC curve of seam carving detection on the model trained on the heatmaps

Table 1: Robustness to Percentage of Seams Removed

Percentage	Area under the curve (AUC)
1	0.6464
2	0.7838
5	0.9274
8	0.9540
10	0.9724
20	0.9866
30	0.9919
40	0.9937
50	0.9916
60	0.9502
70	0.9150
80	0.8670
90	0.8223

5.5 Robustness to JPEG compression

In this experiment, we evaluated the robustness of our proposed against JPEG compression. We varied the JPEG Quality Factors (QFs) of test images from 100 to 50. The model was trained on seam carved and non-seam carved patches and images, which were also JPEG compressed between the Quality Factors of 70-100. The Area Under the Curve (AUC) is chosen as the evaluation metric. The results are tabulated in Tab. 2. We observe that the AUC is high when the QF is high (compression is low) and the AUC reduces as the QF decreases (compression increases). However, even at a QF of 50, the AUC is still reasonably high.

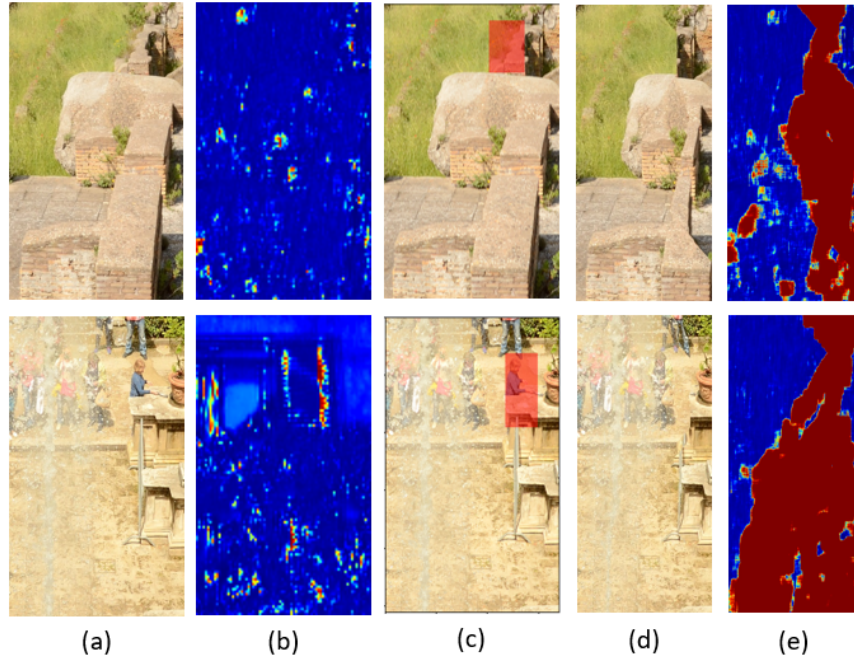


Fig. 8: Detection heatmaps on images where objects have been removed using seam carving: (a) original image, (b) heatmap computed on original image, (c) object marked for removal in red, (d) image with object removed using seam carving, (e) heatmap computed on object removed image showing the possible seam paths

5.6 Explainability on Object Removed Images

Here, we evaluate our approach in a practical scenario where objects are removed in images using seam carving. We chose an object or a region in an image that has to be removed. The weights of this region are set to a low value such that the seam carving algorithm is forced to pass through this region, thus removing the object from the image. When our approach was evaluated on these images, we observe that our model is able to localize the region that was removed as well as the paths taken by the seam carving algorithm as shown in Fig. 8.

The detection heatmaps also exhibit explainability as shown in Fig. 9 where an object is marked for removal in red. While this object is removed successfully, a person's leg in the foreground also gets removed (top row). To prevent this, another area is marked in green (bottom row) by giving high weights so that the person's legs are not removed. As we can see from the heatmaps computed on the seam carved images (top and bottom row), the path showing the possible seams also changes near the person's legs, thus exhibiting explainability.




Fig. 9: Explainability in the heatmaps: (a) original image, (b) heatmap computed on original image, (c) object marked for removal in red and area preserved in green (bottom row) (d) image with object removed using seam carving (in the top row - person's leg is removed while preserved in the bottom row), (e) heatmap computed on object removed image showing the possible seam paths with explainability. The seam paths change on the top row and bottom row near the person's leg.

5.7 Extension to Seam Insertion Detection

Finally, we also extend the seam carving detection approach to detecting seam insertion. We first extract 64×64 patches from images belonging to RAISE dataset [12]. From these patches, we form two classes of image patches: first class where the patches are further cropped to 64×64 , and the second class where the patches are seam inserted from 64×32 dimensions to 64×64 seam dimensions. In this way we obtained 16,000 patches from the RAISE dataset (8000 in each class). These were further randomly divided into 80% training, 10% testing and 10% validation. The patches are trained using a multi layer convolutional neural network as explained in Sec. 5.2. We train this model till a high training accuracy and validation accuracy are obtained. Using the trained model on the patches, the probability of a pixel being seam inserted or not is computed on overlapping patches in an image to produce a heatmap. Another model is trained on the heatmaps to determine if an image has seam insertions or not. As we can see from Fig. 10, we obtained high accuracy when trained on the heatmaps.

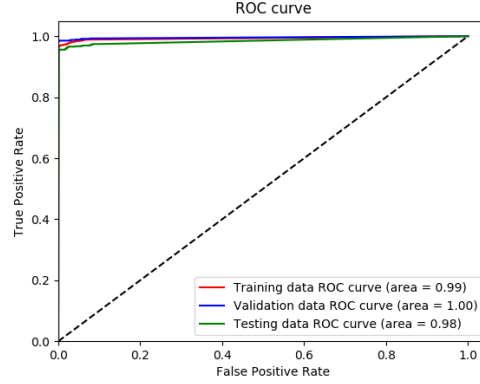


Fig. 10: ROC curves at image level to detect seam inserted images

6 Conclusion and Future Work

In this paper, we presented an approach to detect seam carved images. Using two stages of CNNs, we detect and localize areas in an image that have been seam carved. In future, we will focus on making our detections more robust, combining seam carving and insertions, and also extend to other object removal methods such as inpainting.

7 Acknowledgements

This research was developed with funding from the Defense Advanced Research Projects Agency (DARPA). The views, opinions and/or findings expressed are those of the author and should not be interpreted as representing the official views or policies of the Department of Defense or the U.S. Government. The paper is approved for public release, distribution unlimited.

Table 2: Robustness to JPEG Compression

JPEG Quality Factor (QF)	Area under the curve (AUC)
100	0.9376
90	0.9160
80	0.8578
70	0.8027
60	0.7658
50	0.7332

References

1. Avidan, S., Shamir, A.: Seam carving for content-aware image resizing. *ACM Trans. Graph.* 26(3), 10 (2007)
2. Bappy, J.H., Simons, C., Nataraj, L., Manjunath, B., Roy-Chowdhury, A.K.: Hybrid lstm and encoder-decoder architecture for detection of image forgeries. *IEEE Transactions on Image Processing* 28(7), 3286–3300 (2019)
3. Barni, M., Kallas, K., Nowroozi, E., Tondi, B.: Cnn detection of gan-generated face images based on cross-band co-occurrences analysis. *arXiv preprint arXiv:2007.12909* (2020)
4. Bayar, B., Stamm, M.C.: Design principles of convolutional neural networks for multimedia forensics. In: *The 2017 IS&T International Symposium on Electronic Imaging: Media Watermarking, Security, and Forensics*. IS&T Electronic Imaging
5. Bayar, B., Stamm, M.C.: A deep learning approach to universal image manipulation detection using a new convolutional layer. In: *Proceedings of the 4th ACM Workshop on Information Hiding and Multimedia Security*. pp. 5–10 (2016)
6. Bayar, B., Stamm, M.C.: On the robustness of constrained convolutional neural networks to jpeg post-compression for image resampling detection. In: *The 42nd IEEE International Conference on Acoustics, Speech and Signal Processing* (2017)
7. Bianchi, T., De Rosa, A., Piva, A.: Improved dct coefficient analysis for forgery localization in jpeg images. In: *Acoustics, Speech and Signal Processing (ICASSP), 2011 IEEE International Conference on*. pp. 2444–2447. IEEE (2011)
8. Bunk, J., Bappy, J.H., Mohammed, T.M., Nataraj, L., Flenner, A., Manjunath, B., Chandrasekaran, S., Roy-Chowdhury, A.K., Peterson, L.: Detection and localization of image forgeries using resampling features and deep learning. In: *Computer Vision and Pattern Recognition Workshops (CVPRW), 2017 IEEE Conference on*. pp. 1881–1889 (2017)
9. Chang, W.L., Shih, T.K., Hsu, H.H.: Detection of seam carving in jpeg images. In: *2013 International Joint Conference on Awareness Science and Technology & Ubi-Media Computing (iCAST 2013 & UMEDIA 2013)*. pp. 632–638. IEEE (2013)
10. Cieslak, L.F.S., Da Costa, K.A., PauloPapa, J.: Seam carving detection using convolutional neural networks. In: *2018 IEEE 12th International Symposium on Applied Computational Intelligence and Informatics (SACI)*. pp. 000195–000200. Ieee (2018)
11. Cozzolino, D., Poggi, G., Verdoliva, L.: Efficient dense-field copy-move forgery detection. *IEEE Transactions on Information Forensics and Security* 10(11), 2284–2297 (2015)
12. Dang-Nguyen, D.T., Pasquini, C., Conotter, V., Boato, G.: Raise: a raw images dataset for digital image forensics. In: *Proceedings of the 6th ACM Multimedia Systems Conference*. pp. 219–224. ACM (2015)
13. Farid, H.: Exposing digital forgeries from jpeg ghosts. *IEEE transactions on information forensics and security* 4(1), 154–160 (2009)
14. Fei, W., Gaobo, Y., Leida, L., Ming, X., Dengyong, Z.: Detection of seam carving-based video retargeting using forensics hash. *Security and Communication Networks* 8(12), 2102–2113 (2015)
15. Feng, X., Cox, I.J., Doerr, G.: Normalized energy density-based forensic detection of resampled images. *IEEE Transactions on Multimedia* 14(3), 536–545 (2012)
16. Goebel, M., Nataraj, L., Nanjundaswamy, T., Mohammed, T.M., Chandrasekaran, S., Manjunath, B.: Detection, attribution and localization of gan generated images. *arXiv preprint arXiv:2007.10466* (2020)

17. Gong, Q., Shan, Q., Ke, Y., Guo, J.: Detecting the location of seam and recovering image for seam inserted image. *Journal of Computational Methods in Sciences and Engineering* 18(2), 499–509 (2018)
18. Guillemot, C., Le Meur, O.: Image inpainting: Overview and recent advances. *Signal processing magazine* 31(1), 127–144 (2014)
19. Han, R., Ke, Y., Du, L., Qin, F., Guo, J.: Exploring the location of object deleted by seam-carving. *Expert Systems with Applications* 95, 162–171 (2018)
20. Kirchner, M.: On the detectability of local resampling in digital images. *Security, Forensics, Steganography, and Watermarking of Multimedia Contents X* 6819(1), 68190F (2008), <http://link.aip.org/link/?PSI/6819/68190F/1>
21. Li, J., Li, X., Yang, B., Sun, X.: Segmentation-based image copy-move forgery detection scheme. *IEEE Transactions on Information Forensics and Security* 10(3), 507–518 (2015)
22. Li, Y., Xia, M., Liu, X., Yang, G.: Identification of various image retargeting techniques using hybrid features. *Journal of Information Security and Applications* 51, 102459 (2020)
23. Liang, Z., Yang, G., Ding, X., Li, L.: An efficient forgery detection algorithm for object removal by exemplar-based image inpainting. *Journal of Visual Communication and Image Representation* 30, 75–85 (2015)
24. Lin, Z., He, J., Tang, X., Tang, C.K.: Fast, automatic and fine-grained tampered jpeg image detection via dct coefficient analysis. *Pattern Recognition* 42(11), 2492–2501 (2009)
25. Liu, Q., Chen, Z.: Improved approaches with calibrated neighboring joint density to steganalysis and seam-carved forgery detection in jpeg images. *ACM Transactions on Intelligent Systems and Technology (TIST)* 5(4), 1–30 (2014)
26. Liu, Q., Cooper, P.A., Zhou, B.: An improved approach to detecting content-aware scaling-based tampering in jpeg images. In: *2013 IEEE China Summit and International Conference on Signal and Information Processing*. pp. 432–436. IEEE (2013)
27. Lu, W., Wu, M.: Seam carving estimation using forensic hash. In: *Proceedings of the thirteenth ACM multimedia workshop on Multimedia and security*. pp. 9–14 (2011)
28. Luo, W., Huang, J., Qiu, G.: Jpeg error analysis and its applications to digital image forensics. *IEEE Transactions on Information Forensics and Security* 5(3), 480–491 (2010)
29. Mahdian, B., Saic, S.: Blind authentication using periodic properties of interpolation. *Information Forensics and Security, IEEE Transactions on* 3(3), 529–538 (Sept 2008)
30. Marra, F., Gragnaniello, D., Cozzolino, D., Verdoliva, L.: Detection of gan-generated fake images over social networks. In: *2018 IEEE Conference on Multimedia Information Processing and Retrieval (MIPR)*. pp. 384–389. IEEE (2018)
31. Nam, S.H., Ahn, W., Mun, S.M., Park, J., Kim, D., Yu, I.J., Lee, H.K.: Content-aware image resizing detection using deep neural network. In: *2019 IEEE International Conference on Image Processing (ICIP)*. pp. 106–110. IEEE (2019)
32. Nam, S.H., Ahn, W., Yu, I.J., Kwon, M.J., Son, M., Lee, H.K.: Deep convolutional neural network for identifying seam-carving forgery. *arXiv preprint arXiv:2007.02393* (2020)
33. Nataraj, L., Sarkar, A., Manjunath, B.S.: Improving re-sampling detection by adding noise. In: *SPIE, Media Forensics and Security*. vol. 7541 (2010), http://vision.ece.ucsb.edu/publications/lakshman_spie_2010.pdf

34. Popescu, A.C., Farid, H.: Exposing digital forgeries by detecting traces of resampling. *IEEE Transactions on signal processing* 53(2), 758–767 (2005)
35. Rao, Y., Ni, J.: A deep learning approach to detection of splicing and copy-move forgeries in images. In: *Information Forensics and Security (WIFS)*, 2016 IEEE International Workshop on. pp. 1–6. IEEE (2016)
36. Ryu, S.J., Lee, H.K.: Estimation of linear transformation by analyzing the periodicity of interpolation. *Pattern Recognition Letters* 36, 89–99 (2014)
37. Salloum, R., Ren, Y., Kuo, C.C.J.: Image splicing localization using a multi-task fully convolutional network (mfcn). *Journal of Visual Communication and Image Representation* 51, 201–209 (2018)
38. Sarkar, A., Nataraj, L., Manjunath, B.S.: Detection of seam carving and localization of seam insertions in digital images. In: *Proceedings of the 11th ACM workshop on Multimedia and security*. pp. 107–116. ACM (2009)
39. Shamir, A., Avidan, S.: Seam carving for media retargeting. *Communications of the ACM* 52(1), 77–85 (2009)
40. Sheng, G., Gao, T.: Detection of seam-carving image based on benford’s law for forensic applications. *International Journal of Digital Crime and Forensics (IJDCF)* 8(1), 51–61 (2016)
41. Sheng, G., Li, T., Su, Q., Chen, B., Tang, Y.: Detection of content-aware image resizing based on benford’s law. *Soft Computing* 21(19), 5693–5701 (2017)
42. Wattanachote, K., Shih, T.K., Chang, W.L., Chang, H.H.: Tamper detection of jpeg image due to seam modifications. *IEEE transactions on information forensics and security* 10(12), 2477–2491 (2015)
43. Wei, J.D., Lin, Y.J., Wu, Y.J., Kang, L.W.: A patch analysis approach for seam-carved image detection. In: *ACM SIGGRAPH 2013 Posters*, pp. 1–1 (2013)
44. Wu, Q., Sun, S.J., Zhu, W., Li, G.H., Tu, D.: Detection of digital doctoring in exemplar-based inpainted images. In: *Machine Learning and Cybernetics, 2008 International Conference on*. vol. 3, pp. 1222–1226. IEEE (2008)
45. Ye, J., Shi, Y., Xu, G., Shi, Y.Q.: A convolutional neural network based seam carving detection scheme for uncompressed digital images. In: *International Workshop on Digital Watermarking*. pp. 3–13. Springer (2018)
46. Zhang, D., Li, Q., Yang, G., Li, L., Sun, X.: Detection of image seam carving by using weber local descriptor and local binary patterns. *Journal of information security and applications* 36, 135–144 (2017)
47. Zhang, D., Yang, G., Li, F., Wang, J., Sangaiah, A.K.: Detecting seam carved images using uniform local binary patterns. *Multimedia Tools and Applications* 79(13), 8415–8430 (2020)
48. Zhang, X., Karaman, S., Chang, S.F.: Detecting and simulating artifacts in gan fake images. In: *2019 IEEE International Workshop on Information Forensics and Security (WIFS)*. pp. 1–6. IEEE (2019)