

Neural PathSim for Inductive Similarity Search in Heterogeneous Information Networks

Wenyi Xiao

Department of CSE, HKUST, Hong Kong, China
wxiaoae@cse.ust.hk

Vincent W. Zheng

WeBank, Shenzhen, China
vincentz@webank.com

Huan Zhao*

4Paradigm Inc., Beijing, China
zhaohuan@4paradigm.com

Yangqiu Song

Department of CSE, HKUST, Hong Kong, China
Peng Cheng Laboratory, Shenzhen, China
yqsong@cse.ust.hk

ABSTRACT

PathSim is a widely used meta-path-based similarity in heterogeneous information networks. Numerous applications rely on the computation of PathSim, including similarity search and clustering. Computing PathSim scores on large graphs is computationally challenging due to its high time and storage complexity. In this paper, we propose to transform the problem of approximating the ground truth PathSim scores into a learning problem. We design an encoder-decoder based framework, NeuPath, where the algorithmic structure of PathSim is considered. Specifically, the encoder module identifies Top T optimized path instances, which can approximate the ground truth PathSim, and maps each path instance to an embedding vector. The decoder transforms each embedding vector into a scalar respectively, which identifies the similarity score. We perform extensive experiments on two real-world datasets in different domains, ACM and IMDB. Our results demonstrate that NeuPath performs better than state-of-the-art baselines in the PathSim approximation task and similarity search task.

CCS CONCEPTS

• Mathematics of computing → Graph algorithms; • Information systems → Similarity measures; Top-k retrieval in databases.

KEYWORDS

Heterogeneous Information Networks, Graph Neural Networks, Similarity Search

ACM Reference Format:

Wenyi Xiao, Huan Zhao, Vincent W. Zheng, and Yangqiu Song. 2021. Neural PathSim for Inductive Similarity Search in Heterogeneous Information Networks. In *Proceedings of the 30th ACM International Conference on Information and Knowledge Management (CIKM '21)*, November 1–5, 2021.

*Huan Zhao is the corresponding author.

Permission to make digital or hard copies of all or part of this work for personal or classroom use is granted without fee provided that copies are not made or distributed for profit or commercial advantage and that copies bear this notice and the full citation on the first page. Copyrights for components of this work owned by others than ACM must be honored. Abstracting with credit is permitted. To copy otherwise, or republish, to post on servers or to redistribute to lists, requires prior specific permission and/or a fee. Request permissions from permissions@acm.org.
CIKM '21, November 1–5, 2021, Virtual Event, QLD, Australia

© 2021 Association for Computing Machinery.
ACM ISBN 978-1-4503-8446-9/21/11...\$15.00
<https://doi.org/10.1145/3459637.3482454>

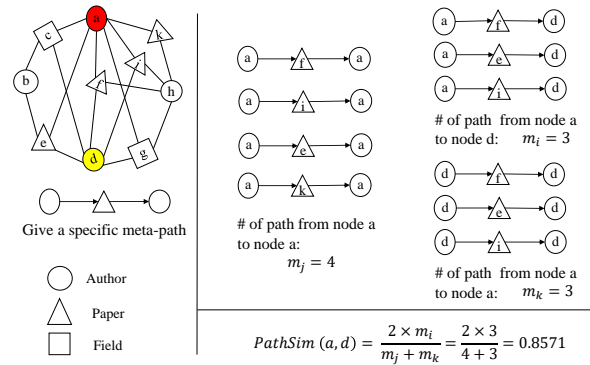


Figure 1: An example of calculating the PathSim score between “a” and “d” under specific meta-path \mathcal{P} . We need to enumerate all the path instances between node “a” and “d”, and count those with meta-path \mathcal{P} . Meanwhile, we do the same process between “a” and “a”, “b” and “b”. Finally, we compute the PathSim(a,d) by Definition 3.4.

Virtual Event, QLD, Australia. ACM, New York, NY, USA, 10 pages. <https://doi.org/10.1145/3459637.3482454>

1 INTRODUCTION

Heterogeneous information networks (HINs) have been widely used for representing complex real-world applications, such as social networks link prediction [5], recommendation [30, 43, 45], clustering [32, 37], classification [33, 38], malware detection [12], and medical diagnosis [11], in which multiple typed objects are linked with each other under various relations. One of the key principles of the HIN-based mining technique is to use meta-paths, sequences of relations, to guide the processes of similarity search between pairwise nodes in the HIN [3, 31]. A useful similarity measure should consider both the retrieval accuracy to find most related objects and the generalization ability to handle a growing size of the graph when adding new nodes to it.

PathSim [31] and its extensions [2, 24] are considered as fundamental metrics for meta-path-based Top-K similarity search. PathSim relies on the number of path instances between nodes following the same meta-path. When dealing with large HINs, the computation usually involves big matrix multiplication and huge storage of the similarity results. Moreover, when the network topology

changes by adding or deleting nodes or edges, many of the similarity scores should be re-computed. Thus, an inductive measure is more preferable for meta-path-based Top- K similarity search.

To address this issue, we propose to transform the problem of calculating the PathSim scores into a learning problem. A learning based model can summarize its seen examples and has the generalization ability to all other unseen similarities. In this way, the learning model can be applied to large-scaled HINs and their potential changes.

The straightforward way to use deep learning to approximate PathSim is to make it into a deep learning based method, which uses the ground-truth solutions (PathSim scores) to drive learning, giving the model complete freedom to find a mapping from raw inputs to such solution [40]. Previous works on deep learning for HINs, e.g., HAN [39], usually consider node classification and link prediction problems on HINs, where they map the objects, regarded as nodes in HIN, into a low-dimensional space where the graph structure and relational information are captured. The node representations in these algorithms are relying on local structural information or obtained by recursively aggregating all neighborhood information. Then the node representations are used as features for calculating the scores by certain similarity functions, e.g., cosine score. However, such deep learning algorithms may not be effective to compute PathSim. As shown in Figure 1, to compute the PathSim score between node “a” and node “d” given specific meta-path \mathcal{P} , the main algorithmic process is to first enumerate all the path instances between “a” and “d”, and then select and count the path instances following \mathcal{P} . Existing deep learning architectures for HINs based on neighborhood information aggregation ignore the intrinsic algorithmic structure of PathSim, which are based on selected paths, thus failing to find a proper *inductive bias* [1]¹ for PathSim. Thus, it would be more effective to design a path-based deep model of which the algorithmic structure of PathSim is considered.

In this paper, to handle the similarity search task, which is to retrieve nodes based on Top- K PathSim scores, we propose Neural PathSim (NeuPath), an encoder-decoder framework to approximate PathSim and automatically inferring the underlying meta-path given a set of node pairs with PathSim scores. In the encoding stage, NeuPath identifies a fixed number of path instances that can best infer the same meta-path(s) given in the ground truth PathSim and then maps each path instance to an embedding vector. More specifically, the encoder part is designed based on graph neural networks (GNN). The features of nodes are denoted as a similarity between the target item and the query item. In each iteration, these embeddings of the features will be updated if the hidden similarity is closer to the ground truth value. In this way, NeuPath tends to search a path instance of which the sequence of relations formulates the same meta-path as in the ground truth PathSim. In the decoding stage, it leverages these path embeddings and uses a multi-layer perceptron (MLP) to make the embedding be able to approximate the final scores.

The original PathSim process needs to involve all meta-path instances to compute the final similarity scores. Existing GNN based architectures only record one path instance since at each

¹Inductive bias: a neural network which is more related to the original algorithmic structure can more easily prioritize one solution or interpretation than a neural network that does not.

Table 1: Notations and Explanations.

Notation	Explanations
G	A Heterogeneous Information Network
V	Node set of V , with each node v , where $v \in V$
E	Edge set of G with each link e_{uv} connecting nodes u, v , where $e_{uv} \in E$
T	The number of path instances identified to represent meta-path in PathSim
L	The number of GNN based iterations with step l , where $l \in L$
d	The dimension of hidden vectors
$\tau(v)$	Node type for node v
$\phi(e)$	Edge type for edge e
c	The query node for similarity search
K	The number of most similar nodes

iteration, it only chooses the neighbor tended to make the most approximate score. Only one path instance would be not enough to approximate PathSim well while the model might suffer from memory explosion to record all the path instances. Therefore, we record T path instances with the Top- T closest values to the final score. T is a hyper-parameter for tuning to make feasible results closer to the results by considering all the path instances. The parameters are trained in an end-to-end manner, where the model learns the strategy to find the optimized path between two nodes. Therefore, it can effectively generalize the embeddings of similarity on unseen objects by following the learned strategy in NeuPath without training the whole model on the new data again.

The main contributions of this paper are summarized as follows:

- We transform the PathSim computation to a learning problem, where an inductive deep learning model is learned to search the most suitable meta-paths in HIN. It releases the restriction of calculating very large graph in traditional PathSim.
- We develop a graph neural network based model, NeuPath. It is a novel approach that represents the path instances rather than the nodes embeddings for the similarity calculation.
- We perform extensive experiments on real-world datasets in different domains. Our results demonstrate that NeuPath performs better than state-of-the-art baselines in the similarity search task. Besides, NeuPath can achieve good performance with a small number of training samples.

The rest of the paper is organized as follows. We systematically review related work in Section 2. After that, we introduce the architecture of NeuPath in details in Section 3. Section 4 presents the evaluation of our model on two real-world datasets. Finally, we conclude the paper in Section 5. The notations in the remaining sections and their descriptions are shown in Table 1. The code and data are available at <https://github.com/HKUST-KnowComp/NeuPath>.

2 RELATED WORKS

In this section, we briefly summarize the related work in similarity search and graph neural networks for graphs, especially for HINs.

2.1 Similarity Search in HIN

Similarity search is an important task in a wide range of real-world applications, such as search engine [25] and recommendation [18]. The key part of similarity search is the measure to compute the similarity of entity pairs. Similarity search in networks have been explored in the past two decades, which aims to compute node similarity based on the structural information. Representative methods are Personalized PageRank [16], SimRank [15], SCAN [42], and random walk based ones [6, 10, 19, 20, 34].

Recently, similarity measure focus more on HIN [29, 31] since real-world data contains multi-type entities and relations. Currently, several works are based on metapaths, which show sequences of node classes and edge types along the paths between two nodes. Path Count (PC) [31], PathSim [31], and HeteSim [28] are some representative meta-path-based measures. However, these methods only suitable for small-scaled graphs or meta-paths with short lengths, while suffering from huge computational challenges when handling large-scale graphs or longer meta-paths. Some path constraint random walk based models, like Path-Constrained Random Walk (PCRW) [20] or metapath2vec [3], could solve the scalability problem. PCRW computes the similarity based on the probability that a walker starting from one node constrained on a particular meta-path reaches the target node. Metapath2vec develops the meta-path-guided random walk strategy in HIN and then leverages a heterogeneous skip-gram model to perform node embeddings. For similarity search, metapath2vec selects those entities of which embeddings are most similar to the target entity. However, PCRW and metapath2vec cannot be inductive, i.e., handling unseen nodes, thus failing to be applied to dynamic graphs.

2.2 Graph Neural Networks

In recent years, graph neural networks (GNNs) have been state-of-the-art models in graph-based tasks, and representative methods are: GCN [17], GraphSAGE [9], GAT [35], and GIN [41]. Most of these works rely on neighborhood aggregation mechanisms [7], which is that the representation of a node is learned by iteratively aggregating the embeddings of its neighbors, and thus are inductive to unseen nodes. Since all of these methods are working with homogeneous graphs, they fail to process HIN, where nodes and edges are of different types, which is more common in reality. Then another line of works extend GNN models to HIN, like RGCN [27], HAN [39], GTN [44], and HGT [13]. These methods obtain node representations by aggregating neighbors' embeddings implicitly or explicitly defined by meta-path, and then node similarities can be computed by similarity functions like dot production or cosine similarity, the algorithm process shown in Figure 2. While PathSim is a path-based similarity measure, thus, they cannot approximate PathSim in nature.

In [1], GNN were shown to provide better inductive bias for relational data, and motivated by this inspiring works, several works propose to use GNN to approximate conventional graph algorithms, like shortest path computation [21, 36, 40], subgraph counting [22] or matching [23], and betweenness centrality computation [4]. Based on a learning paradigm, these methods are scalable to large graphs and inductive to unseen nodes. In this work, we propose a novel framework NeuPath to approximate PathSim by

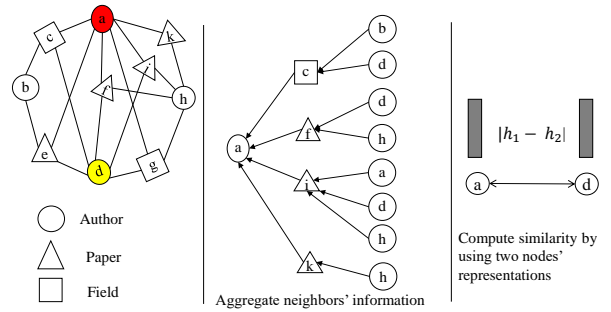


Figure 2: The basic process of previous works to learn PathSim. We learn the latent representations of each node first. Then we use similarity function to calculate the scores.

considering the computation process of PathSim as an inductive bias to design an effective GNN architecture. To the best of our knowledge, this is the first neural method to learn PathSim [31], which addresses the aforementioned challenges, i.e., the computational cost and inductive ability, facing conventional methods to compute PathSim in HIN. Compared to shortest path learning [36, 40], PathSim requires multiple paths to obtain the similarity, so a mechanism to approximate many path instances should be considered. Compared to subgraph counting [22] or matching [23], our training signal does not contain an explicit pattern (or the meta-path) but asks the learning algorithm to automatically learn the strategy to select nodes along the paths, while for subgraph count or matching, they assume the pattern to count is given.

3 METHODOLOGY: NEUPATH

In this section, we present the Neural PathSim (NeuPath) to learn the PathSim scores between the query node and other nodes with the same type in the graph. Its idea is to identify several path instances between two nodes by a GNN-based encoder and use these path embeddings to approximate final scores. We first give some definitions in Section 3.1 and introduce the whole model in Section 3.2, 3.3 and 3.6. Finally, we present our complexity analysis and the whole algorithm process in Section 3.7.

3.1 Preliminary

We first briefly introduce some definitions used in the paper.

Definition 3.1 (HIN). A **heterogeneous information network** (HIN) [31] is a graph $G = (V, E)$ with an node type mapping $\tau: V \rightarrow \mathcal{A}$ and a relation type mapping $\phi: E \rightarrow \mathcal{R}$, where V denotes the node set, E denotes the edge set, \mathcal{A} denotes the node type set, and \mathcal{R} denotes the relation type set. Each node $v \in V$ belongs to one particular node type $\tau(v) \in \mathcal{A}$, and each edge $e \in E$ belongs to a particular relation $\phi(e) \in \mathcal{R}$. The number of node types $|\mathcal{A}| > 1$ or the number of relation types $|\mathcal{R}| > 1$.

Definition 3.2 (Network Schema). Given a HIN $G = (V, E)$ with the node type mapping $\tau: V \rightarrow \mathcal{A}$ and the relation type mapping $\phi: E \rightarrow \mathcal{R}$, the **network schema** for network G , denoted by $\mathcal{T}_G = (\mathcal{A}, \mathcal{R})$, is a graph, in which nodes are node types from \mathcal{A} and edges are relation types from \mathcal{R} .

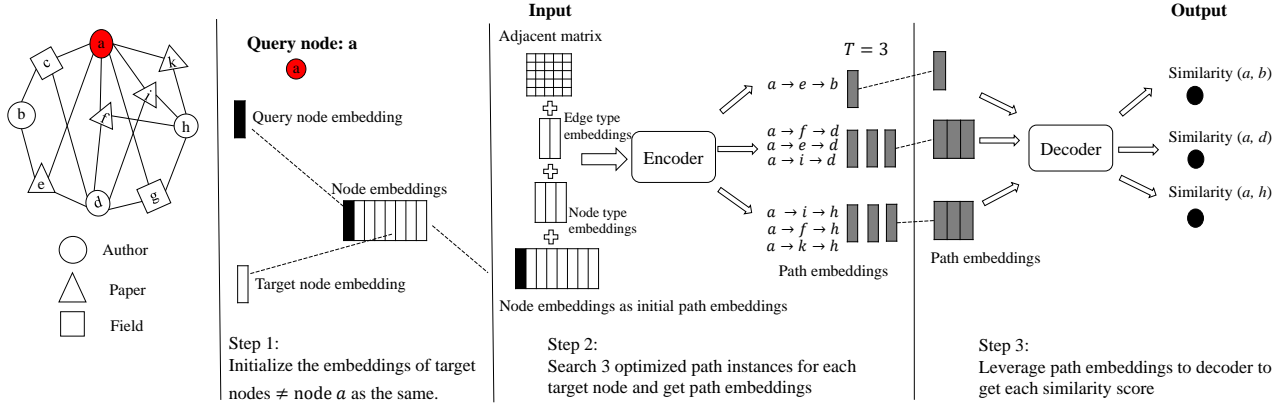


Figure 3: The process of NeuPath to get the PathSim similarity for node “b”, “d”, “h” to the query node “a”. It contains three steps. At step 1, we construct our node features, which consists of the initial similarity from each node to the query node “a”. At step 2, we input the adjacent matrix and the matrix of node features from step 1 to the encoder. Encoder identifies 1 optimized path instances “a–e–b” for node “b”, 3 path instances “a–f–d”, “a–e–d”, “a–i–d” for node “d” and 3 path instances “a–i–h”, “a–f–h”, “a–k–h” for node “h”. We map each path instance to an embedding vector. At Step 3, it leverages these path embeddings to two MLP layers to learn PathSim scores for Similarity(a,b), Similarity(a,b), Similarity(a,b) and Similarity(a,h).

Definition 3.3 (Meta-path). A meta-path [31] is a path consisting of a sequence of relations defined between different object types (i.e., structural paths at the meta level). A meta-path \mathcal{P} is a path in the form of $A_1 \xrightarrow{R_1} A_2 \xrightarrow{R_2} \dots \xrightarrow{R_l} A_{l+1}$, which describes a composite relation $R = R_1 \circ R_2 \circ \dots \circ R_l$ between objects A_1 and A_{l+1} , where \circ denotes the composition operator on relations.

Definition 3.4 (PathSim). PathSim is a meta-path-based similarity measure that captures high-order similarity between two objects. Given a symmetric meta-path \mathcal{P} , PathSim between two objects of the same type x and y is:

$$s(x, y) = \frac{2 \times |\{p_{x \sim y} : p_{x \sim y} \in \mathcal{P}\}|}{|\{p_{x \sim x} : p_{x \sim x} \in \mathcal{P}\}| + |\{p_{y \sim y} : p_{y \sim y} \in \mathcal{P}\}|}, \quad (1)$$

where $p_{x \sim y}$ is a path instance between x and y , $p_{x \sim x}$ is that between x and x , and $p_{y \sim y}$ is that between y and y .

This shows that given a meta-path \mathcal{P} , $s(x, y)$ is defined in terms of two parts: (1) their connectivity defined by the number of paths between them following \mathcal{P} ; and (2) the balance of their visibility, where the visibility is defined as the number of path instances between themselves.

Definition 3.5 (Top-K similarity search under PathSim). Given an information network G and the network schema \mathcal{T}_G , given a meta-path $\mathcal{P} = (\mathcal{P}_l \mathcal{P}_l^{-1})$, where $\mathcal{P}_l = (A_1 A_2 \dots A_l)$, the Top-K similarity search for a node $x_i \in A_1$ is to find sorted k nodes in the same type A_1 , such that $s(x_i, x_j) \geq s(x_i, x')$ for any x' not in the returning list and x_j in the returning list, where $s(x_i, x_j)$ is defined as the PathSim score.

3.2 Problem Definition

Given an information network G and any query node c in type $\tau(c) \in \mathcal{A}$, the similarity search task is to find the Top-K most

similar nodes in type $\tau(c)$ by using the metric of PathSim. We manually compute the PathSim score b_{ct} between node c and t , where $\tau(t) = \tau(c)$ by Equation (1) under a meta-path \mathcal{P} . The goal is to learn the strategy of computing similarity score y_{ct} such that $y_{ct} = b_{ct}$.

In this way, we only need to calculate the PathSim scores as the ground truth data for a small number of nodes in the graph and use these samples to train NeuPath and learn the strategy of computing PathSim. Then the trained NeuPath can automatically compute PathSim scores for the rest of nodes in the graph in parallel.

3.3 Basic Framework

We consider an HIN $G = (V, E)$ where V is the set of nodes and E is the set of edges, where each node $v \in V$ has associated node feature x_v and node type feature $\tau(v)$. Similarly, each edge $e \in E$ has associated edge type features $\phi(e)$.

Give a query node c , we set the initial node feature embedding $x_t \in \mathbb{R}^d$ of node t with the same node type shown as follows:

$$x_t = \begin{cases} [1, 0, 0, \dots, 0] & t = c, \\ [0, 1, 0, \dots, 0] & t \neq c. \end{cases} \quad (2)$$

We set all the initial vectors for nodes as the same except for the query node c itself.

We use $h_l^t[i] \in \mathbb{R}^d$ to denote the i -th embedding of node t at the l -th layer of the Encoder, regarding as the path embedding for the PathSim score between target node t and query node c in l -th iteration of Encoder. Here, d is the dimension of hidden embeddings, which we assume to be the same across different layers for the sake of simplicity, $l \in \mathcal{L}$, $\mathcal{L} = \{1, 2, \dots, L\}$ and $i \in \mathcal{T}$, $\mathcal{T} = \{1, 2, \dots, T\}$. Let $h_l^0[i] = x_t$, where $\forall i \in \mathcal{T}$.

Then, we input node features, node type information, edge type information, graph adjacent matrix into an Encoder introduced in Section 3.4. The goal of it is to search T path instances that could

best represent the meta-path \mathcal{P} for each node i , respectively, Finally, the decoder module is designed as a multi-layer perceptron (MLP) to make the embedding be able to approximate the final scores, introduced in Section 3.5.

We give a concrete example of NeuPath for approximating PathSim scores among the query node “a” and node “b”, “d”, “h” with the same node type in Figure 3.

3.4 Encoder

As is indicated in Figure 1, computing a node’s PathSim score needs to iteratively aggregate its neighbors’ information, which is similar to the neighbor aggregation in graph neural networks. For the specific design, we consider three components: **Extract**, **Compare**, and **Update**. We introduce them in details in the following parts. Besides, we give an example of search $T = 3$ path instances between node a and node d by a 2-layer encoder, shown in Figure 4.

3.4.1 Extract. We extract the message by using the neighbor node s and the edge e_{st} . We first design the node type-specific transformation matrix $W_\tau \in \mathbb{R}^{d \times d}$ to project the features of different types of nodes into the same feature space. The projection process can be shown as follows:

$$\begin{aligned} \tilde{h}_s^{(l-1)}[i] &= W_{\tau(s)} \left(h_s^{(l-1)}[i] \right), \\ \tilde{h}_t^{(l-1)}[i] &= W_{\tau(t)} \left(h_t^{(l-1)}[i] \right). \end{aligned} \quad (3)$$

Then, information is passed from node s to t through edge e_{st} by the following equation:

$$p_s^{(l)}[i] = W_m \left(\tilde{h}_s^{(l-1)}[i] \parallel e_{\phi(e)} \parallel \tilde{h}_t^{(l-1)}[i] \right), \quad (4)$$

where $e_{\phi(e)}$ is a trainable vector to represent edge type $\phi(e)$, $W_m \in \mathbb{R}^{d \times 3d}$ is a matrix. \parallel is an operator for concatenation.

3.4.2 Compare. We compare the values of $(T \times |\mathcal{N}(t)|)$ path instances and select T path instances with Top- T closest scores to the ground truth PathSim score. The equations is as follows:

$$q_t^{(l)}[i] = \bigoplus_{(s,t) \in E, i \in \mathcal{T}} p_s^{(l)}[i], \quad (5)$$

where \bigoplus is an element-wise aggregation operator. To get T path instances, we use T -max pooling as \bigoplus .

3.4.3 Update. We compare the values of T path instance embeddings with the three previous values at $l - 1$ step and update the path embeddings.

$$h_t^{(l)}[i] = W_u \left(h_t^{(l-1)}[i] \parallel q_t^{(l)}[i] \right), \quad (6)$$

where $W_u \in \mathbb{R}^{d \times 2d}$ is a trainable matrix used to combine the message from the last layer and this layer.

3.5 Decoder

The decoder is implemented with a two layered MLP which maps the embedding $h_t^{(l)}[i]$ to the approximate PathSim score y_{ct} :

$$y_{ct} = W_1 \left(RELU W_2 \left(\parallel_{i \in \mathcal{T}} h_t^{(L)}[i] \right) \right), \quad (7)$$

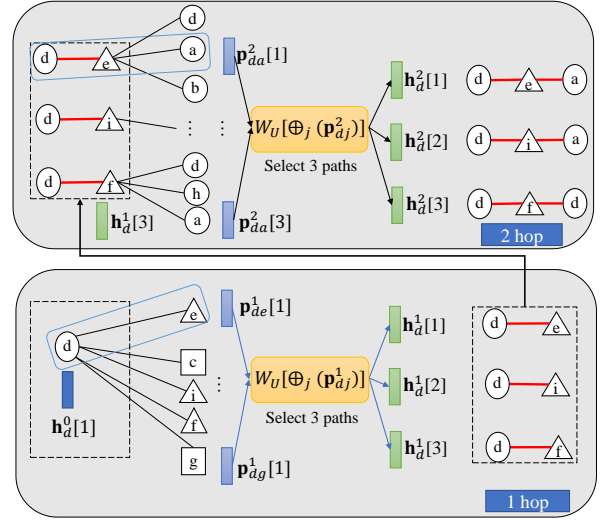


Figure 4: The process of Multi-Path Encoder to identify 3 path instance between node “a” and “d”. By first iteration of GNN layer, the encoder generates 3 path instances with length of 2, shown as “d-e”, “d-i”, “d-f”. By second iteration, the encoder generates 3 path instances with length of 3, shown as “d-e-a”, “d-i-a”, “d-f-a”.

where $W_2 \in \mathbb{R}^{d \times dT}$ is a weight trainable matrix, $W_1 \in \mathbb{R}^{1 \times d}$ is a trainable vector to predict final score, $RELU$ is the activation function.

3.6 Training Algorithm

There are two sets of parameters to be learned, including those in encoder and decoder. We use the following mean squared error (MSE) loss to update these parameters. Given a node pair (c, t) , suppose the ground truth PathSim value is b_{ct} , our model learn to infer y_{ct} . The training loss is defined as:

$$\text{Loss} = \frac{1}{M} \sum_{t \in V} (y_{ct} - b_{ct})^2, \quad (8)$$

where M is the number of training pairs for the query node c .

With the guide of labeled data, we can optimize the proposed model via backpropagation and learn the embeddings of nodes.

3.7 Complexity Analysis and Algorithm

During training, the time complexity is proportional to the training iterations L and the number of query nodes. Since NeuPath is trained to learn the strategy of identifying proper path instances which are helpful to approximate the final PathSim scores, the training phase is performed only once here, and we can utilize the trained model for any input network with a certain query node in the application phase.

In the similarity search task to infer the ranking results from the trained model, the time complexity consists of two parts. The first is from the encoding phase. The encoder complexity takes $O(L|V|N(\cdot))$, where L is the number of iterations, V is the number of nodes, $N(\cdot)$ is the average number of node neighbors. The second is from the decoder and top- K values’ retrieval. Once the

Algorithm 1 NeuPath.

Input: A graph $G = (V, E)$, query node c , node features $\{x_v, \forall v \in V\}$
Output: PathSim scores y_{ct} for each node t with the same node type as query node c

```
1: /* Encoding Path Embeddings */
2: for  $i = 1$  to  $T$  do
3:    $h_v^{(i)}[i] \leftarrow x_v$ 
4: end for
5: for  $l = 1$  to  $L$  do
6:   for  $v \in V$  do
7:     Update  $h_v^{(l)}[i]$  according to Eqs. (3), (4), (5), (6)
8:   end for
9: end for
10: /* Decoding for PathSim scores */
11: for  $t \in V$  where  $\tau(t) = \tau(c)$  do
12:   Get Pathsims scores  $y_{ct}$  according to Eq. (7)
13: end for
```

nodes are encoded, we can compute their respective PathSim score, and return the top- k highest nodes. The time complexity of this process mainly comes from the sorting operation, which takes $O(|V|\log(|V|))$. Therefore, the total time complexity for the similarity search should be $O(L|V|N(\cdot) + |V|\log(|V|))$.

We give the algorithm on how NeuPath process to make approximation in Algorithm 1.

4 EXPERIMENT

In the section, we conduct experiments to answer the following questions:

- Q1: Given PathSim based ranking lists of some nodes under a certain meta-path \mathcal{P} , whether NeuPath can get appropriate ranking lists of other nodes?
- Q2: How do the components of NeuPath, such as aggregating operator, and different parameter values affect its estimation?
- Q3: Whether NeuPath has generalization ability?

We give the experimental settings including evaluation metrics, dataset description, baselines description as well as the implementation details of NeuPath in Section 4.1, 4.2, 4.3 and 4.4, respectively. We conduct the experiment on PathSim approximation and similarity search, mentioned in Section 4.5, 4.6 to answer Q1. In addition, we do ablation study in Section 4.7 and 4.8 to answer Q2. Finally, we answer Q3 by analyzing the influence of the scale of training samples on approximating effectiveness, indicated in Section 4.9 and Section 4.10.

4.1 Evaluation Metric

4.1.1 RMSE for PathSim Approximation. We choose Root Mean Square Error (RMSE) to evaluate the quality of NeuPath’s approximating the ground truth PathSim scores since it is a frequently used measure of the differences between values predicted by a model and the values observed. It is defined as:

$$\text{RMSE} = \sqrt{\frac{1}{|\bar{\Omega}|} \sum_{(i,j) \in \bar{\Omega}} (O_{ij} - R_{ij})^2}, \quad (9)$$

where $\bar{\Omega}$ is the set of all user-item pairs (i, j) in the test set, O_{ij} is the value observed, and R_{ij} is the corresponding value predicted by the model.

4.1.2 nDCG for Similarity Search. we use the measure nDCG (Normalized Discounted Cumulative Gain) [14] to evaluate the power of similarity search by comparing its output ranking results with the labeled ones. Given a list of nodes ranked by predicted scores, and their graded relevance values, discounted cumulative gain at position k (DCG@ k) is defined as:

$$\text{DCG @}k = \sum_{i=1}^k \frac{r_i}{\log_2(i+1)}, \quad (10)$$

where r_i denotes the graded relevance of the node at position i . Consider an ideal DCG at rank position k (IDCG@ k) which is obtained by an ideal ordering of nodes based on their relevance scores. Normalized DCG at position k (nDCG@ k) is then computed as:

$$\text{nDCG @}k = \frac{\text{DCG @}k}{\text{IDCG @}k}. \quad (11)$$

Our motivation for using nDCG@ k is to test the quality of ranking for the top k entities. In this paper, we set $k = 20$.

For RMSE, the lower the better, and for nDCG, the higher the better.

4.2 Dataset Description

In this section, we present the statistics of the two datasets (ACM and IMDB) and show how to gain the samples for training, validation, and testing.

4.2.1 Statistics of dataset. For ACM dataset, it contains 31,847 nodes from four node types, including papers (P), authors, conferences (C), and fields (F). Also, it has 79,987 edges from three relations/edge types, including Author-Paper (A-P), Author-Field (A-F), and Paper-Conference (P-C). For IMDB dataset, it contains 12,890 nodes from four node types, including papers (P), authors, conferences (C), and fields (F). Besides, it has 19,120 edges from two relations/edge types, including Movie-Actor (M-A), Movie-Director (M-D). The detailed sizes of each item and each relation are shown in Table 2.

4.2.2 Ground truth discussion. We build PathSim scores as the ground truth between each query node and other nodes to evaluate models’ power of PathSim approximation and similarity search, respectively. For both two datasets, the sizes of the training nodes, validation nodes and the testing nodes are 400, 100, 400 respectively for each meta-path. The number of triplets for training pairwise similarity under is 4000 under each meta-path setting. The experiments in the paper compare the power of predicting a large number of PathSim scores with only manually constructing a small number of the training data.

For ACM, the number of triplets for testing paper similarity is 4,999,600 (the number of testing node multiples the number of paper in HIN). Also, the number of triplets for testing author similarity is 6,972,400. For IMDB, the number of triplets for testing movie similarity is 1,912,000. Also, the number of triplets for testing director similarity is 907,600.

Table 2: Statistics of dataset ACM and IMDB. The table presents the size of each item and relation in two datasets.

ACM	Author (A)	Paper (P)	Conference (C)	Field (F)
	17,431	12,499	14	1,903
	A-P	A-F	P-C	
	37,055	30,424	12,499	
IMDB	Movie (M)	Actor (A)	Director (D)	
	4,780	5,841	2,269	
	M-A	M-D		
	14,340	4,780		

Table 3: Different meta-paths constructed by expert knowledge for two Datasets, applied to HAN. Since PathSim is confined merely on the symmetric meta-paths, we just construct round trip meta-paths.

	Candidate	Ground Truth
ACM	APA, AFA, AFAFA, APCPA, APAPA	APA, APCPA
	PCP, PAP, PCPCP, PAFAP, PAPAP	PCP, PAFAP
IMDB	MDM, MAM, MDMDM, MAMAM	MAM, MAMAM
	DMD, DMDMD, DMAMD	DMD, DMAMD

4.3 Baselines

To evaluate the approximation performance of NeuPath, we compare it with three kinds of deep learning based methods: neural network based method ignoring the graph structure (MLP), GNN based models on homogeneous graph (GCN, GAT), and HIN based methods utilizing all the heterogeneous information (RGCN, HAN, HGT, GTN). We ignore those unsupervised graph-related methods such as node2vec [8] and metapath2vec [3] because there are supervised signals (ground truth data) in the experiments. All these methods learn the node representations and then calculate PathSim scores by similarity functions. Since we only have the graph structure in the experiments, the original node features and edge features used by baselines are initialized randomly.

The details of baselines are as follows.

MLP[26] This function follows a general paradigm: simply concatenate the node feature embeddings as well as the related edge features embeddings together and feed them into MLP layers.

GCN [17]. It is a semi-supervised graph convolutional network designed for homogeneous graphs. Since GCN does not consider the exact relations, we only input the adjacent matrix and node features matrix for training while ignoring the node types and edge types.

GAT [35]. It is a semi-supervised neural network that considers the attention mechanism on homogeneous graphs. The inputs for training are similar to GCN, we just input the adjacent matrix and node features matrix for training and do not use the node types and edge types.

HAN [39]. It is a meta-path based heterogeneous graph neural network based on hierarchical attention. Since HAN needs expert knowledge to design some candidate meta-paths to make the heterogeneous graph into several homogeneous graphs, we enumerate

all the possible meta-paths for training. The candidate meta-paths are shown in Table 3.

RGCN [27]. It sets a different weight for each relationship, i.e., a relation triplet. We apply the original RGCN which uses an adjacent matrix, node features matrix as well as relations between nodes (edge types). We use the implementation provided in DGL.

HGT [13]. It uses the meta relations of heterogeneous graphs to parameterize weight matrices for the heterogeneous mutual attention, message passing, and propagation steps.

GTN [44]. Graph Transformer Layer (GTL) in GTN softly selects adjacency matrices (edge types) from the set of adjacency matrices and generates a new meta-path graph via the matrix multiplication of two selected adjacency matrices.

NeuPath. If without any clarification, it is the model using T -max pooling operator and all node types, edge types features.

4.4 Implementation Details

We use $d = 256$ as the hidden dimension throughout the neural networks for all baselines. For the NeuPath Encoder, we set the path instance number T as 3 for the training samples with meta-path ‘‘APCPA’’, ‘‘PAFAP’’, and set $T = 2$ for other training. We try $L = 2$ and $L = 4$ layers of GNN based Encoder for training NeuPath, since the meta-path in PathSim is defined to be symmetric. All baselines are optimized via the AdamW optimizer with the Cosine Annealing Learning Rate Scheduler. For NeuPath, we train it for 10 epochs and select the one with the lowest validation loss as the reported model.

4.5 PathSim Approximation

In this section, we evaluate the power of NeuPath to approximate the ground truth PathSim under different meta-paths.

From Table 4, we compare the exact values predicted by baselines with the ground truth PathSim scores by using RMSE results. It shows that NeuPath could get the highest RMSE results compared to other baselines except for meta-path ‘‘PCP’’. It proves that a model of which architecture is more related to the PathSim process can better approximate the PathSim scores. Moreover, the reason that HGT achieves the lowest RMSE on meta-path ‘‘PCP’’ might be that HGT is the state-of-art GNN based model for learning node representation in HIN and it can incorporate information from high-order neighbors of different types through message passing across layers, which can be regarded as ‘‘soft’’ meta-paths. Therefore, it also searches appropriate meta-path similar to the ground truth meta-paths. Besides, there is a less obvious difference on RMSE among the simplest model (MLP) and complex GNN based model (HGT), which indicates a model could not improve the performance a lot even though the model has a more complex architecture.

4.6 Similarity Search

Since PathSim is a commonly used measure for similarity search, in this section, we evaluate the effectiveness of different models to conduct the similarity search task.

Table 5 shows that NeuPath gains the highest nDCG@10 results compared to other baselines. Moreover, we find that the three HIN-based methods achieve comparable performances, all worse than NeuPath. It indicates that even though HIN-based methods can capture the structural information for nodes in the graph, the

Table 4: Comparison of different methods on approximating PathSim scores. We use RMSE for evaluation, the lower, the better.

Models	ACM				IMDB			
	APA	APCPA	PCP	PAFAP	MAM	MAMAM	DMD	DMAMD
MLP	0.2835	0.0439	0.0314	0.2408	0.3790	0.3354	0.1708	0.2949
GAT	0.2519	0.0381	0.0963	0.2378	0.4023	0.3567	0.1121	0.2991
GCN	0.2400	0.0374	0.0818	0.2036	0.3887	0.3320	0.1266	0.3072
HAN	0.3301	0.0321	0.0012	0.3091	0.4444	0.4167	0.1236	0.2881
RGCN	0.2289	0.0319	0.0042	0.3267	0.3844	0.3676	0.1273	0.3065
HGT	0.3428	0.0311	0.0003	0.3354	0.4561	0.3919	0.1247	0.3018
GTN	0.2232	0.0329	0.0007	0.3219	0.3236	0.3456	0.1257	0.3321
NeuPath	0.1902	0.0210	0.0005	0.1955	0.3001	0.3111	0.1101	0.2506

Table 5: Comparison of different methods on similarity search task. We use nDCG for evaluation, the higher, the better.

Models	ACM				IMDB			
	APA	APCPA	PCP	PAFAP	MAM	MAMAM	DMD	DMAMD
MLP	0.5472	0.1665	0.1657	0.1969	0.5497	0.3462	0.1690	0.5471
GAT	0.4905	0.1700	0.1721	0.2117	0.4133	0.3132	0.1779	0.5335
GCN	0.5150	0.1725	0.1716	0.2208	0.4546	0.3486	0.1725	0.5321
RGCN	0.4717	0.1737	0.1699	0.2149	0.4265	0.3287	0.1722	0.5498
HAN	0.5777	0.1605	0.1923	0.2232	0.5329	0.3932	0.1770	0.5674
HGT	0.5632	0.1663	0.1816	0.2151	0.5467	0.3433	0.1791	0.5358
GTN	0.5812	0.1722	0.2001	0.2341	0.5605	0.4032	0.1801	0.5534
NeuPath	0.6115	0.2301	0.2441	0.2405	0.5832	0.4309	0.1821	0.5998

models still could not prioritize others significantly if their architectures do not consider the original process of PathSim. In other words, all these GNN based methods (GAT, GCN, RGCN, HAN, HGT, GTN) do not find a proper inductive bias to learning PathSim. Therefore, they could not consistently outperform MLP, the basic neural network.

For meta-path “DMD” since the node would link to itself with meta-path “DMD”, it is meaningless to compute the similarity between directors under this meta-path. RMSE and nDCG results on meta-path “DMD” are relatively smaller than others since only two scores (1 for similarity to query node itself, 0 for others) are used as ground truth PathSim scores.

4.7 Ablation Study

We further compare a variant of our NeuPath model in terms of the following aspects to demonstrate the effectiveness of the framework design: the use of T -max pooling operator, the use of node type features, and the use of edge type features. The results shown in Table 6 and Table 7. We can conclude as follows.

- Without using T -max pooling operator to identify T path instances, the operator can be replaced by mean-pooling, max-pooling, or sum-pooling, outputting only one path instance. This will increase RMSE scores and decrease nDCG consistently on four meta-path based data, which indicates the efficacy to use more than one path to approximate PathSim.

Table 6: Performance of PathSim approximation by different variants of NeuPath on ACM dataset. We give RMSE results.

Variants	APA	APCPA	PCP	PAFAP
mean-pooling	0.2013	0.0274	0.0006	0.2104
max-pooling	0.1991	0.0300	0.0005	0.2023
sum-pooling	0.1956	0.0288	0.0005	0.2066
w/o node type	0.2001	0.0212	0.0005	0.2027
w/o edge type	0.2239	0.0475	0.0007	0.2299
w/o node & edge type	0.2247	0.0490	0.0007	0.2302
NeuPath	0.1902	0.0210	0.0005	0.1955

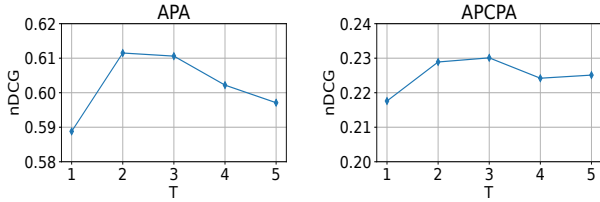
- The ignoring considering node type features also make the performance worse than NeuPath, which proves the importance of projecting nodes into the same feature space.
- We test how edge type affects the performance. The influence of edge type on the final results is larger than others. The reason is that the model needs to use edge type (edge information) to construct path instances.

4.8 Hyper-parameter Sensitivity

In this section, we evaluate how different choices of T , the number of selected path instances, affect the performance of NeuPath on similarity search. We test the influence of T with $T = \{1, 2, 3, 4, 5\}$.

Table 7: Performance of similarity search by different variants of NeuPath on ACM dataset. We give nDCG results.

Variants	APA	APCPA	PCP	PAFAP
mean-pooling	0.5901	0.2009	0.2089	0.2016
max-pooling	0.5888	0.2176	0.2227	0.2224
sum-pooling	0.5833	0.2143	0.2199	0.2126
w/o node type	0.6002	0.2121	0.2339	0.2327
w/o edge type	0.5306	0.1764	0.1887	0.2249
w/o node & edge type	0.5106	0.1735	0.1701	0.2148
NeuPath	0.6115	0.2301	0.2441	0.2405



(a) # of path instance T under “APA”. (b) # of path instance T under “APCPA”.

Figure 5: Performance of NeuPath on varying the T under “APA” and “APCPA”.

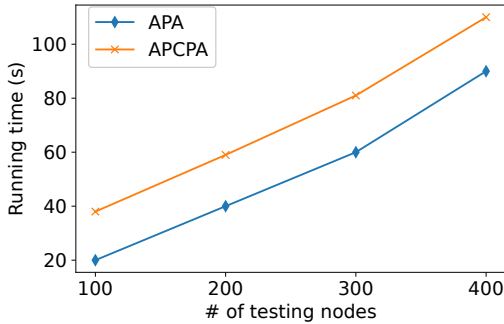


Figure 6: Running time with the number of testing nodes growing on testing.

The results are shown in Figure 5. We get the best results when $T = 2$ on PathSim under meta-path “APA” and $T = 3$ under meta-path “APCPA”. When $T = 1$, it is much worse which proves that using only one path instance is not enough for approximating PathSim. Besides, when $T = 4$ or $T = 5$, the performance becomes worse, which shows that the model might select some path instances that do not follow the meta-path in the ground truth PathSim.

4.9 Analysis of Running Time

As shown in Figure 6, the running time of NeuPath to compute PathSim scores for testing nodes is linear to the number of testing nodes with one GPU device. It is because that NeuPath gains the ability to approximate PathSim for any node in the graph after training the model for one time.

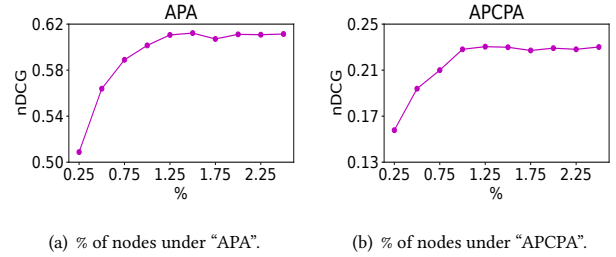


Figure 7: Performance of NeuPath on varying the percentage of nodes for training under “APA” and “APCPA”.

4.10 Generalization Analysis

In this section, we evaluate whether NeuPath could coverage and get the best performance with only a small number of training samples. When applying NeuPath to real-world industry, we manually calculate PathSim scores and get the ranking lists for some query nodes. Then we use these pairwise PathSim scores as the ground truth to train the model, making it be able to learn the strategy of approximating PathSim for any pair of nodes, regarded as inductive ability. Therefore, if the model could learn to approximate with a few training samples, it will have a better inductive ability and be more feasible to datasets with very large scale graphs in real-world applications. We perform NeuPath on varying the percentage of training samples on ACM under meta-path “APA” and “APCPA”, shown in Figure 7. NeuPath could get relatively good results with only 1.25% training samples. It indicates that NeuPath has good generalization ability and can save a lot of manual labeling for training the model.

5 CONCLUSION AND FUTURE WORK

In this paper, we transform the traditional PathSim process for similarity search to a neural version, which handles the problem that previous works suffer from computational challenges for the huge graph. Our model, NeuPath is a novel approach that represents the path instances rather than the nodes embeddings for the PathSim approximation. Extensive experiments on two real-world datasets demonstrate that NeuPath performs better than baselines in the similarity search task and could approximate the ground truth PathSim scores better. In addition, NeuPath could achieve good performance with only a small number of training samples, which proves that NeuPath has a powerful generalization ability and is feasible to large scaled datasets in real-wold industries. In the future work, we will analyze on how to infer the semantics rules between two nodes since NeuPath identifies several helpful path instances.

6 ACKNOWLEDGEMENTS

The authors of this paper were supported the NSFC Fund (U20B2053) from the NSFC of China, the RIF (R6020-19 and R6021-20) and the GRF (16211520) from RGC of Hong Kong, the MHKJFS (MHP/001/19) from ITC of Hong Kong, with special thanks to the HKUST-WeBank Joint Lab at HKUST and their support from the National Key Research and Development Program of China (208AAA0101100).

REFERENCES

- [1] Peter W Battaglia, Jessica B Hamrick, Victor Bapst, Alvaro Sanchez-Gonzalez, Vinicius Zambaldi, Mateusz Malinowski, Andrea Tacchetti, David Raposo, Adam Santoro, Ryan Faulkner, et al. Relational inductive biases, deep learning, and graph networks. *arXiv preprint arXiv:1806.01261*, 2018.
- [2] Phuc Do and Phu Pham. Dw-pathsim: a distributed computing model for topic-driven weighted meta-path-based similarity measure in a large-scale content-based heterogeneous information network. *Journal of Information and Telecommunication*, 3(1):19–38, 2019.
- [3] Yuxiao Dong, Nitesh V Chawla, and Ananthram Swami. metapath2vec: Scalable representation learning for heterogeneous networks. In *SIGKDD*, pages 135–144, 2017.
- [4] Changjun Fan, Li Zeng, Yuhui Ding, Muhao Chen, Yizhou Sun, and Zhong Liu. Learning to identify high betweenness centrality nodes from scratch: A novel graph neural network approach. In *CIKM*, pages 559–568, 2019.
- [5] Yuan Fang, Wenqing Lin, Vincent W Zheng, Min Wu, Kevin Chen-Chuan Chang, and Xiao-Li Li. Semantic proximity search on graphs with metagraph-based learning. In *ICDE*, pages 277–288, 2016.
- [6] Francois Fouss, Alain Pirotte, Jean-Michel Renders, and Marco Saerens. Random-walk computation of similarities between nodes of a graph with application to collaborative recommendation. *IEEE Transactions on knowledge and data engineering*, 19(3):355–369, 2007.
- [7] Justin Gilmer, Samuel S Schoenholz, Patrick F Riley, Oriol Vinyals, and George E Dahl. Neural message passing for quantum chemistry. *ICML*, 2017.
- [8] Aditya Grover and Jure Leskovec. node2vec: Scalable feature learning for networks. In *SIGKDD*, pages 855–864, 2016.
- [9] William L Hamilton, Rex Ying, and Jure Leskovec. Inductive representation learning on large graphs. In *NeurIPS*, pages 1025–1035, 2017.
- [10] Yu He, Yangqiu Song, Jianxin Li, Cheng Ji, Jian Peng, and Hao Peng. Heteospacewalk: A heterogeneous spacey random walk for heterogeneous information network embedding. In *CIKM*, pages 639–648, 2019.
- [11] Anahita Hosseini, Ting Chen, Wenjun Wu, Yizhou Sun, and Majid Sarrafzadeh. Heteromed: Heterogeneous information network for medical diagnosis. In *CIKM*, pages 763–772, 2018.
- [12] Shifu Hou, Yanfang Ye, Yangqiu Song, and Melih Abdulhayoglu. Hindroid: An intelligent android malware detection system based on structured heterogeneous information network. In *SIGKDD*, pages 1507–1515, 2017.
- [13] Ziniu Hu, Yuxiao Dong, Kuansan Wang, and Yizhou Sun. Heterogeneous graph transformer. In *WWW*, pages 2704–2710, 2020.
- [14] Kalervo Järvelin and Jaana Kekäläinen. Cumulated gain-based evaluation of ir techniques. *ACM Transactions on Information Systems (TOIS)*, 20(4):422–446, 2002.
- [15] Glen Jeh and Jennifer Widom. Simrank: a measure of structural-context similarity. In *Proceedings of the eighth ACM SIGKDD international conference on Knowledge discovery and data mining*, pages 538–543, 2002.
- [16] Glen Jeh and Jennifer Widom. Scaling personalized web search. In *WWW*, pages 271–279, 2003.
- [17] Thomas N Kipf and Max Welling. Semi-supervised classification with graph convolutional networks. *ICLR*, 2017.
- [18] Yehuda Koren. Factorization meets the neighborhood: a multifaceted collaborative filtering model. In *SIGKDD*, pages 426–434, 2008.
- [19] Ni Lao and William W Cohen. Fast query execution for retrieval models based on path-constrained random walks. In *SIGKDD*, pages 881–888, 2010.
- [20] Ni Lao and William W Cohen. Relational retrieval using a combination of path-constrained random walks. *Machine learning*, 81(1):53–67, 2010.
- [21] Pan Li, Yanbang Wang, Hongwei Wang, and Jure Leskovec. Distance encoding: Design provably more powerful neural networks for graph representation learning. In *NeurIPS*, 2020.
- [22] Xin Liu, Haojie Pan, Mutian He, Yangqiu Song, Xin Jiang, and Lifeng Shang. Neural subgraph isomorphism counting. In *SIGKDD*, pages 1959–1969, 2020.
- [23] Zhaoyu Lou, Jiaxuan You, Chengtao Wen, Arquimedes Canedo, Jure Leskovec, et al. Neural subgraph matching. *arXiv preprint arXiv:2007.03092*, 2020.
- [24] Changping Meng, Reynold Cheng, Silviu Maniu, Pierre Senellart, and Wangda Zhang. Discovering meta-paths in large heterogeneous information networks. In *WWW*, pages 754–764, 2015.
- [25] Lawrence Page, Sergey Brin, Rajeev Motwani, and Terry Winograd. The pagerank citation ranking: Bringing order to the web. Technical report, Stanford InfoLab, 1999.
- [26] Adam Santoro, David Raposo, David G Barrett, Mateusz Malinowski, Razvan Pascanu, Peter Battaglia, and Timothy Lillicrap. A simple neural network module for relational reasoning. In *NeurIPS*, pages 4967–4976, 2017.
- [27] Michael Schlichtkrull, Thomas N Kipf, Peter Bloem, Rianne Van Den Berg, Ivan Titov, and Max Welling. Modeling relational data with graph convolutional networks. In *ESWC*, pages 593–607, 2018.
- [28] Chuan Shi, Xiangnan Kong, Yue Huang, S Yu Philip, and Bin Wu. Hetesim: A general framework for relevance measure in heterogeneous networks. *IEEE Transactions on Knowledge and Data Engineering*, 26(10):2479–2492, 2014.
- [29] Chuan Shi, Yitong Li, Jiawei Zhang, Yizhou Sun, and S Yu Philip. A survey of heterogeneous information network analysis. *IEEE Transactions on Knowledge and Data Engineering*, 29(1):17–37, 2016.
- [30] Chuan Shi, Binbin Hu, Wayne Xin Zhao, and S Yu Philip. Heterogeneous information network embedding for recommendation. *IEEE Transactions on Knowledge and Data Engineering (TKDE)*, 31(2):357–370, 2018.
- [31] Yizhou Sun, Jiawei Han, Xifeng Yan, Philip S Yu, and Tianyi Wu. Pathsim: Meta path-based top-k similarity search in heterogeneous information networks. *VLDB*, pages 992–1003, 2011.
- [32] Yizhou Sun, Brandon Norick, Jiawei Han, Xifeng Yan, Philip S Yu, and Xiao Yu. Integrating meta-path selection with user-guided object clustering in heterogeneous information networks. In *SIGKDD*, pages 1348–1356, 2012.
- [33] Jian Tang, Meng Qu, and Qiaozhu Mei. Pte: Predictive text embedding through large-scale heterogeneous text networks. In *SIGKDD*, pages 1165–1174, 2015.
- [34] Hanghang Tong, Christos Faloutsos, and Jia-Yu Pan. Fast random walk with restart and its applications. In *ICDM*, pages 613–622. IEEE, 2006.
- [35] Petar Veličković, Guillem Cucurull, Arantxa Casanova, Adriana Romero, Pietro Lio, and Yoshua Bengio. Graph attention networks. *ICLR*, 2018.
- [36] Petar Veličković, Rex Ying, Matilde Padovano, Raia Hadsell, and Charles Blundell. Neural execution of graph algorithms. In *ICLR*, 2020.
- [37] Chenguang Wang, Yangqiu Song, Haoran Li, Ming Zhang, and Jiawei Han. Knowsim: A document similarity measure on structured heterogeneous information networks. In *ICDM*, pages 1015–1020, 2015.
- [38] Chenguang Wang, Yangqiu Song, Haoran Li, Ming Zhang, and Jiawei Han. Text classification with heterogeneous information network kernels. In *AAAI*, volume 30, 2016.
- [39] Xiao Wang, Houye Ji, Chuan Shi, Bai Wang, Yanfang Ye, Peng Cui, and Philip S Yu. Heterogeneous graph attention network. In *WWW*, pages 2022–2032, 2019.
- [40] Keylu Xu, Jingling Li, Mozhi Zhang, Simon S Du, Ken-ichi Kawarabayashi, and Stefanie Jegelka. What can neural networks reason about? *ICLR*, 2020.
- [41] Keyulu Xu, Weihua Hu, Jure Leskovec, and Stefanie Jegelka. How powerful are graph neural networks? In *ICLR*, 2019.
- [42] Xiaowei Xu, Nurcan Yuruk, Zhidan Feng, and Thomas AJ Schweiger. Scan: a structural clustering algorithm for networks. In *SIGKDD*, pages 824–833, 2007.
- [43] Xiao Yu, Xiang Ren, Yizhou Sun, Quanquan Gu, Bradley Sturt, Urvashi Khandelwal, Brandon Norick, and Jiawei Han. Personalized entity recommendation: A heterogeneous information network approach. In *WSDM*, pages 283–292, 2014.
- [44] Seongjun Yun, Minbyul Jeong, Raehyun Kim, Jaewoo Kang, and Hyunwoo J Kim. Graph transformer networks. In *NeurIPS*, pages 11960–11970, 2019.
- [45] Huan Zhao, Quanming Yao, Jianda Li, Yangqiu Song, and Dik Lun Lee. Meta-graph based recommendation fusion over heterogeneous information networks. In *SIGKDD*, pages 635–644, 2017.