

---

# EFFICIENT ALGORITHMS FOR FAIR CLUSTERING WITH A NEW FAIRNESS NOTION

---

A PREPRINT

 **Shivam Gupta** \*

Department of Computer Science  
Indian Institute of Technology (IIT)  
Ropar, India  
shivam.20csz0004@iitrpr.ac.in

 **Ganesh Ghalme**

Technion Israel Institute of Technology,  
Haifa, Israel  
ganeshhg@campus.technion.ac.il

**Narayanan C. Krishnan**

Indian Institute of Technology (IIT)  
Ropar, India  
ckn@iitrpr.ac.in

 **Shweta Jain**

Indian Institute of Technology (IIT)  
Ropar, India  
shwetajain@iitrpr.ac.in

September 7, 2021

## ABSTRACT

We revisit the problem of fair clustering, first introduced by Chierichetti et al. (2017), that requires each protected attribute to have approximately equal representation in every cluster; i.e., a **Balance** property. Existing solutions to fair clustering are either not scalable or do not achieve an optimal trade-off between clustering objective and fairness. In this paper, we propose a new notion of fairness, which we call  $\tau$ -ratio fairness, that strictly generalizes the **Balance** property and enables a fine-grained efficiency vs. fairness trade-off. Furthermore, we show that simple greedy round-robin based algorithms achieve this trade-off efficiently. Under a more general setting of multi-valued protected attributes, we rigorously analyze the theoretical properties of our algorithms. Our experimental results suggest that the proposed solution outperforms all the state-of-the-art algorithms and works exceptionally well even for a large number of clusters.

## 1 Introduction

The advances in machine learning have resulted in the development of increasingly accurate models, leading to the wide adoption of these algorithms in applications ranging from self-driving cars, approving home loan applications, criminal risk prediction, college admissions, and health risk prediction. While improving the accuracy is the primary objective of these algorithms, their use to

---

\*Corresponding Author

allocate social goods and opportunities such as access to healthcare, job opportunities, and education warrants a closer look at the societal impacts of their outcomes. Recent studies have exposed the discriminatory outlook in the effects of these algorithms based on protected attributes such as gender and race used in real-world applications like automated resume processing (Dastin, 2018), loan application screening, and criminal risk prediction (Julia et al., 2016). Designing fair and accurate machine learning models is thus an essential and immediate requirement for these algorithms to make a meaningful real-world impact.

While fairness in supervised learning is well studied (Correa et al., 2021; Li et al., 2021a; Lee et al., 2021), the fairness in unsupervised learning is still in its formative stages. To emphasize the importance of fairness in unsupervised learning, we consider the following hypothetical scenario: An employee-friendly company is looking to open branches at multiple locations across the city and distribute its workforce in these branches to improve work efficiency and minimize overall travel time to work. The company has employees with diverse backgrounds (race and gender) and does not prefer any group of employees over other groups based on these attributes. The company’s diversity policy dictates hiring a minimum fraction of employees from each group in every branch. Thus, the natural question is: where should the branches be set up to maximize work efficiency, minimize travel time, and maintain diversity. In other words, the problem is to devise an unsupervised learning algorithm for identifying branch locations with the fairness (diversity) constraints applied to each branch. This problem can be naturally formulated as a clustering problem with additional fairness constraints on allocating the data points to the cluster centers. Clustering, along with classification, forms the core of powerful machine learning algorithms with significant societal impact through applications such as automated assessment of job suitability (Padmanabhan, 2020) and facial recognition (Li et al., 2020). These constraints arise naturally in applications where data points correspond to individuals, and cluster association signifies the partitioning of individuals based on features.

Typically, fairness in supervised learning is measured by the algorithm’s performance over different groups based on protected(sensitive) attributes such as gender, race, and ethnicity. Similar fairness notion for clustering was first given by Chierichetti et al. (2017), wherein each cluster is required to exhibit a **Balance** defined as the ratio of protected attribute and non-protected attribute in each cluster, to the level of its ratio in the entire dataset. Their methodology— apart from having significant computational complexity—applies only to binary-valued protected attributes and does not allow for trade-offs between the clustering objective and fairness guarantees. The subsequent literature Backurs et al. (2019); Schmidt et al. (2019); Schmidt and Wargalla (2021); Huang et al. (2019) improve efficiency; however, do not facilitate explicit trade-off between the clustering objective cost and the fairness guarantee.

We remark here that the original fairness guarantee requires a balance (up to a constant) in the fraction of data points from the protected and non-protected groups assigned to each cluster. Towards this, we adopt the solution approach first proposed by Bera et al. (2019) which transforms the fair clustering into a fair assignment problem. However, the linear programming approach of Bera et al. (2019) and subsequent papers do not scale with the instance size due to the requirement that the fairness notion requires the balance property for each cluster. We define a new notion of fairness which we call  $\tau$ -ratio fairness guarantee. It ensures a certain fraction of data points for each given protected attribute allocated to each cluster. We show that this simple notion of

fairness has several advantages. First, the definition of  $\tau$ -ratio naturally transforms to multi-valued protected attributes; second  $\tau$ -ratio fairness implies the balance property for an appropriate constant; third, it admits an intuitive and computationally efficient round-robin approach to fair allocation. Through rigorous theoretical analysis, we show that the proposed algorithm  $\text{FRAC}_{OE}$  provides a  $2(\alpha + 2)$ -approximate guarantee on the objective cost with  $\tau$ -ratio fairness guarantee up to three clusters. Here,  $\alpha$  is the approximation factor achieved by the vanilla clustering algorithm. We further experimentally demonstrate that our approach can achieve better clustering objectives than any state-of-the-art (SOTA) approach on real-world data sets, even for a large number of clusters. Overall, the following are the contributions of our work.

## 1.1 Our Contribution

**Conceptual Contribution** We introduce a new notion of fairness which we call  $\tau$ -ratio and show that any algorithm satisfying  $\tau$ -ratio fairness also satisfies **Balance** (Theorem 4). We propose simple and efficient round-robin-based algorithms for the  $\tau$ -ratio fair allocation problem (see, Section 4). Our algorithms use the clustering algorithm as a black-box implementation and modify its output to ensure fairness. The fairness guarantee is deterministic and verifiable, i.e., holds for every run of the algorithm, and can be verified from the outcome without explicit knowledge of the underlying clustering algorithm. The guarantee on objective cost, however, depends on the approximation guarantee of the clustering algorithm.

Our algorithms can handle multi-valued protected attributes, allow user-specified bounds on **Balance**, are computationally efficient, and incur only an additional time complexity of  $O(kn \log(n))$ , best in the current literature. Here,  $n$  is the size of the dataset, and  $k$  is the number of clusters.

**Theoretical Contributions** First, we show that our algorithm achieves  $2(\alpha + 2)$ -approximate fairness for upto three-clustering (Theorem 5 and Lemma 9); here  $\alpha$  is a clustering algorithm specific constant. We further show that this guarantee is tight (Proposition 10). We also show  $2^{k-1}(\alpha + 2)$ -approximation guarantee for  $k > 3$ . Finally, we conjecture that the exponential dependence of the approximation guarantee on  $k$  can be reduced to a constant.

**Experimental Contributions** Through extensive experiments on four datasets (Adult, Bank, Diabetes, and Census II), we show that the proposed algorithm outperforms all the existing algorithms on fairness and objective costs. Perhaps the most important insight from our experiments is that the performance of our proposed algorithms does not deteriorate with increasing  $k$ . We compare our algorithms with SOTA algorithms for their fairness guarantee, objective cost, and runtime analysis. We also note that our algorithms do not require hyper-parameter tuning, making our method easy to train and scalable.

## 2 Related Work

While there is abundant literature on fairness in supervised learning (Chikahara et al. (2021); Gong et al. (2021); Zhang et al. (2021); Ranzato et al. (2021); Lohaus et al. (2020); Cho et al. (2020); Baumann and Rumberger (2018);), research on fair clustering is still in infancy and is rapidly gathering attention (Chierichetti et al. (2017); Kleindessner et al. (2019); Ziko et al. (2021)). These studies include extending the existing fairness notions such as group and individual fairness to

clustering (Bera et al. (2019); Kleindessner et al. (2020); Chen et al. (2019)), proposing new problem-specific fairness notions such as social fairness (Abbasi et al. (2021); Makarychev and Vakilian (2021)), characterizing the fairness and efficiency trade-off (Ziko et al. (2021); Abraham et al. (2020) ) and developing and analyzing fair and efficient algorithms (Bandyapadhyay et al. (2020); Schmidt et al. (2019)).

Following a disparate impact doctrine (Barocas and Selbst (2016)), Chierichetti et al. (2017), in their pioneering work, defines fairness in clustering through a **Balance** property. **Balance** is the ratio of data points with different protected attribute values in a cluster. A balanced clustering ensures **Balance** in all the clusters equal to the **Balance** in the original dataset. Chierichetti et al. (2017) achieve balanced clustering through the partitioning of the data into balanced sets called fairlets, followed by merging of the partitions. Subsequently, Backurs et al. (2019) proposes an efficient algorithm to compute the fairlets. Both the approaches have two major drawbacks: first, they are limited to the datasets having only binary-valued protected attributes, and second, they can only create clusters exhibiting the exact **Balance** present in the original dataset, thereby not being flexible in achieving an optimal trade-off between **Balance** and accuracy. Schmidt et al. (2019) extend the notion of coresets to fair clustering and provide an efficient and scalable algorithm using *composable* fair coresets (see also Huang et al. (2019); Schmidt and Wargalla (2021); Bandyapadhyay et al. (2020); Feng et al. (2021)). A coreset is a set of points approximating the optimal clustering objective value for any  $k$  cluster centers. Though the coreset construction can be performed in a single pass over the data as opposed to the fairlets construction, storing coresets takes exponential space in terms of the dimension of the dataset. Bandyapadhyay et al. (2020) though reduces this exponential size requirement to linear in terms of space; the algorithm still has the running complexity that is exponential in the number of clusters. Our proposed approach is efficient because we do not need any additional space. Simultaneously, the running complexity is linear in the number of clusters and near-linear in the number of data points.

Böhm et al. (2020) propose an  $(\alpha+2)$ -approximate algorithm for fair clustering using minimum cost-perfect matching algorithm. While the approach works with a multi-valued protected attribute, it has  $O(n^3)$  time complexity and is not scalable. Ziko et al. (2021) propose a variational framework for fair clustering. Apart from being applicable on datasets with multi-valued protected attributes, the approach works for both prototype-based ( $k$ -mean/ $k$ -median) and graph-based clustering problems ( $N$ -cut or Ratio-cut). However, the sensitivity of the hyper-parameter to various datasets and the number of clusters necessitates extensive tuning rendering the approach computationally expensive. Further, the clustering objective also deteriorates significantly under strict fairness constraints when dealing with many clusters. Along the same lines, Abraham et al. (2020) devise an optimization-based approach for fair clustering with multiple multi-valued protected attributes with a trade-off hyper-parameter similar to Ziko et al. (2021).

The proposed approach takes a similar route to convert the fair clustering problem into a fair allocation problem. However, we give a simple polynomial-time algorithm which, in  $O(nk \log n)$  additional computations, guarantees a more general notion of fairness which we call  $\tau$ -ratio fairness. Our allocation algorithms have following main advantages over the current state of the art:

1. They are computationally efficient.
2. They work for multi-valued protected attributes.

3. No hyperparameter tuning is required.
4. They are simple and more interpretable.

While we focus on the fairness notion of **Balance** based on the protected attribute value, other perspectives on fairness are defined in the literature. Kleindessner et al. (2020) define individual fairness: every data point on average is closer to the points in its cluster than to the points in any other cluster, while Chen et al. (2019) uses a radii-based approach to characterize fairness. Mahabadi and Vakilian (2020); Ghadiri et al. (2021); Abbasi et al. (2021); P and Abraham (2020); Makarychev and Vakilian (2021) study social fairness inspired by equitable representation. This body of work mainly seeks to equalize the objective cost across all groups. While existing works tightly integrate achieving fairness with the clustering algorithms, Chhabra et al. (2021) recently devised the idea to use a pre-processing technique by addition of a small number of extra data points called antidotes. Vanilla clustering techniques applied to this augmented dataset result in fair clusters with respect to the original data. The pre-processing technique to add antidotes requires solving a bi-level optimization problem. While the pre-processing routine makes fair clustering algorithms irrelevant, its high running time limits its usability.

Another line of related works studying fairness in clustering revolves around hierarchical clustering, spectral clustering algorithms for graphs, and hypergraph clustering. Jones et al. (2020) define fairness on the cluster centers, wherein each center comes from a demographic group. Clustering has also been used for solving fair facility location problems (Jung et al. (2020); Micha and Shah (2020); Chen et al. (2019)). Recently, Li et al. (2021b) propose a new fairness notion of core fairness that is motivated by both group and individual fairness. Elzayn et al. (2019) use fair clustering for resource allocation problems. Kleindessner et al. (2019) use fair clustering for data summarization. Fair clustering is also being studied in dynamic (Chan et al. (2018)), capacitated (Quy et al. (2021)), and distributed environments (Anderson et al. (2020)). Finally, our fairness notion ( $\tau$ -ratio), resembles to that of balanced (in terms of number of points in each cluster) clustering studied by Banerjee and Ghosh (2006) without fairness constraint. However, their proposed sampling technique is not designed to guarantee  $\tau$ -ratio fairness and does not analyze loss incurred due to having these fairness constraint.

### 3 Preliminaries

Let  $X \subseteq \mathbb{R}^d$  be a finite set of points that needs to be partitioned into  $k$  clusters. Each data point  $x_i \in X$  is a feature vector described using  $d$  real valued features. A  $k$ -clustering<sup>2</sup> algorithm  $\mathcal{C} = (C, \phi)$  produces a partition of  $X$  into  $k$  subsets ( $[k]$ ) with centers  $C = \{c_j\}_{j=1}^k$  using an assignment function  $\phi : X \rightarrow C$  which maps each point to corresponding cluster center. Throughout this paper we consider that each point  $x_i \in X$  is associated with a *single* protected attribute  $\rho_i$  which takes values from the set  $m$  values denoted by  $[m]$ . The number of distinct protected attribute values is finite and much smaller than the size of set  $X$ <sup>3</sup>. Furthermore, let  $d : X \times X \rightarrow \mathbb{R}_+$  be a distance metric defined on  $X$  and measures the dissimilarity between features. Additionally, we are also given a vector  $\tau = \{\tau_\ell\}_{\ell=1}^m$  where each component  $\tau_\ell$  satisfies  $0 \leq \tau_\ell \leq \frac{1}{k}$  and denotes

<sup>2</sup>Throughout the paper, for simplicity, we call a  $k$ -clustering algorithm as a clustering algorithm.

<sup>3</sup>Otherwise, the problem is uninteresting as the balanced clustering may not be feasible.

the fraction of data points from the protected attribute value  $\ell$  required to be present in each cluster. A vanilla (an unconstrained) clustering algorithm determines the cluster centers so as to minimize the cumulative sum of distances between points and corresponding cluster centers i.e.

$$\min_{\{c_i\}_{i \in [k]}, \phi} \sum_{x \in X} \sum_{j \in [k]} \mathbb{I}(\phi(x) = j) d(x, c_j).$$

We begin with first defining,  $\tau$ -ratio, a fairness notion that ensures that each cluster has a predefined fraction of points for each protected attribute value.

**Definition 1** ( $\tau$ -ratio Fairness). *An assignment function  $\phi$  satisfies  $\tau$ -ratio fairness if*

$$\sum_{x \in X: \phi(x)=j} \mathbb{I}(\rho_i = \ell) \geq \tau_\ell \sum_{x \in X} \mathbb{I}(\rho_i = \ell) \text{ for all } j \in [k] \text{ and for all } \ell \in [m]. \quad (1)$$

where  $\mathbb{I}$  is the indicator function.

The  $\tau$ -ratio fairness is different from the balanced fairness of Chierichetti et al. (2017) that tries to Balance the ratio of points for any pair of values corresponding to the protected attribute in each cluster. The balanced fairness notion is defined as follows.

**Definition 2** (Balance). *The Balance of an assignment function  $\phi$  is defined as*

$$\text{Balance}(\phi) = \min_{j \in [k]} \left( \min \left( \frac{\sum_{x \in X: \phi(x)=j} \mathbb{I}(\rho_i = a)}{\sum_{x \in X: \phi(x)=j} \mathbb{I}(\rho_i = b)} \right) \right) \text{ for all } a, b \in [m]. \quad (2)$$

Any fair clustering algorithm using Balance as a measure of fairness would produce clusters that maximize the Balance. Note that the maximum Balance achieved by an algorithm is equal to the ratio of points available in the dataset having  $a$  and  $b$  as the protected attribute values. Further, the clusters maximizing the Balance are not unique. Our first theorem (Theorem 4) shows that an algorithm satisfying  $\tau$ -ratio fairness notion produces one set of clusters that maximizes the Balance. In particular, when  $\tau_\ell = \frac{1}{k}$ , then  $\tau$ -ratio fairness achieve the Balance equal to the dataset ratio. Besides fairness, the quality of the clusters is equally important. We define the quality of the clusters in terms of the cluster objective cost.

**Definition 3** (Objective Cost). *Given  $p$ , the cluster objective cost with respect to the metric space  $(X, d)$  is defined as:*

$$L_p(X, C, \phi) = \left( \sum_{x \in X} \sum_{j \in [k]} \mathbb{I}(\phi(x) = j) d(x, c_j)^p \right)^{\frac{1}{p}}$$

Different values of  $p$ , will result in different objective cost:  $p = 1$  for  $k$ -medians,  $p = 2$  for  $k$ -means, and  $p = \infty$  for  $k$ -centers. Our aim is to develop an algorithm that minimizes the objective cost irrespective of  $p$  subjected to  $\tau$ -ratio fairness constraint. Formally,

**Definition 4** ( $\tau$ -ratio Fair Clustering Problem). *The objective of a  $\tau$ -ratio fair clustering problem  $\mathcal{I}$  is to estimate  $\mathcal{C} = (C, \phi)$  that minimizes the objective cost  $L_p(X, C, \phi)$  subject to the  $\tau$ -ratio fairness guarantee. The optimal objective cost of a  $\tau$ -ratio fair clustering problem is denoted by  $\text{OPT}_{\text{clust}}(\mathcal{I})$ .*

A solution to this problem is to rearrange the points (learn a new  $\phi$ ) with respect to the cluster centers obtained after a traditional clustering algorithm to guarantee  $\tau$ -ratio fairness. The problem of rearrangement of points with respect to the fixed centers is known as the fair assignment problem, which we define below:

**Definition 5** ( $\tau$ -ratio Fair Assignment Problem). *Given  $X$  and  $C = \{c_j\}_{j=1}^k$ , the solution to the fair assignment problem  $\mathcal{T}$  produces an assignment  $\phi : X \rightarrow C$  that ensures  $\tau$ -ratio fairness and minimizes  $L_p(X, C, \phi)$ . The optimal objective function value to a  $\tau$ -ratio fair assignment problem is denoted by  $\text{OPT}_{\text{assign}}(\mathcal{T})$ .*

However, this transformation of the fair clustering problem  $\mathcal{I}$  into a fair assignment problem  $\mathcal{T}$  should ensure that  $\text{OPT}_{\text{assign}}(\mathcal{T})$  is not too far from  $\text{OPT}_{\text{clust}}(\mathcal{I})$ . The connection between fair clustering and fair assignment problem is established through the following lemma.

**Lemma 1.** *Let  $\mathcal{I}$  be an instance to fair clustering problem and  $\mathcal{T}$  is an instance to  $\tau$ -ratio fair assignment problem after applying  $\alpha$ -approximate algorithm to the vanilla clustering problem, then  $\text{OPT}_{\text{assign}}(\mathcal{T}) \leq (\alpha + 2)\text{OPT}_{\text{clust}}(\mathcal{I})$ .*

*Proof.* Let  $C$  the cluster centers obtained by running a vanilla clustering algorithm on instance  $\mathcal{I}$ . The proof of the Lemma depends on the existence of an assignment  $\phi'$  satisfying  $\tau$ -ratio fairness such that  $L_p(X, C, \phi') \leq (\alpha + 2)\text{OPT}_{\text{clust}}(\mathcal{I})$ . As  $\text{OPT}_{\text{assign}}(\mathcal{T}) \leq L_p(X, C, \phi') \leq (\alpha + 2)\text{OPT}_{\text{clust}}(\mathcal{I})$ . Let  $(C^*, \phi^*)$  denote the optimal solution to  $\mathcal{I}$ . Define  $\phi'$  as follows: for every  $c^* \in C^*$ , let  $\text{nrst}(c^*) = \arg\min_{c \in C} d(c, c^*)$  be the nearest center to  $c^*$ . Then, for every  $x \in X$ , define  $\phi'(x) = \text{nrst}(\phi^*(x))$ . Then we have the following two claims:

**Claim 2.**  $\phi'$  satisfies  $\tau$ -ratio fairness

*Proof.* Let number of points having protected attribute value  $\ell$  in cluster  $c^* \in C^*$  be  $n_\ell(c^*)$ . Since  $(C^*, \phi^*)$  satisfy  $\tau$ -ratio fairness we have  $n_\ell(c^*) \geq \tau_\ell n_\ell$ . For any center  $c \in C$ , let  $N(c) = \{c^* \in C^* : \phi'(x) = c\}$  be all the centers in  $C^*$  for which  $c$  is the nearest center. Then:  $|\{x \in X_\ell : \phi'(x) = c\}| = |\cup_{c^* \in N(c)} n_\ell(c^*)| \geq n_\ell \tau_\ell$ .  $\square$

**Claim 3.**  $L_p(X, C, \phi') \leq (\alpha + 2)\text{OPT}_{\text{clust}}(\mathcal{I})$ .

The proof of this claim uses triangle inequality and is exactly same as claim 5 of Bera et al. (2019).  $\square$

A similar technique of converting fair clustering to a fair assignment problem was proposed by Bera et al. (2019). However, Bera et al. (2019) proposed a linear programming based solution to obtain the Balance fair assignment. Although, the solution is theoretically strong, there are two issues with the algorithm. Firstly, the time complexity is high (as can be seen from the experiments) and secondly, the solution obtained is not easily interpretable due to the use of the complicated linear program. Our paper proposes a simple round-robin algorithm for fair assignment problem with a time complexity of  $O(kn \log(n))$ .

**Algorithm 1:**  $\tau$ -FRAC<sub>OE</sub>

**Input:** set of datapoints  $X$ , number of clusters  $k$ , fairness requirement vector  $\tau$ , range of protected attribute values  $m$ , clustering objective norm  $p$

**Output:** cluster centers  $C$  and assignment function  $\phi$

```

1 Solve the vanilla  $(k, p)$ -clustering problem and let  $(C, \phi)$  be the solution for the same.;
2 if  $\tau$ -ratio fairness is met then
3   | return  $(C, \phi)$ 
4   else
5   |    $(\hat{C}, \hat{\phi}) = \text{FAIRASSIGNMENT}(C, X, k, \tau, m, p, \phi)$ 
6   |   return  $(\hat{C}, \hat{\phi})$ 
7   end
8 end

```

**Algorithm 2:** FAIRASSIGNMENT

**Input:** Cluster centers  $C$ , Set of datapoints  $X$ , Number of clusters  $k$ , Fairness requirement vector  $\tau$ , Range of protected attribute  $m$ , clustering objective norm  $p$ , Assignment function  $\phi$

**Output:** Cluster centers  $\hat{C}$  and assignment function  $\hat{\phi}$

```

1 Fix a random ordering on centers and let the centers are numbered with respect to this random ordering.
2 Initialize  $\hat{\phi}(x) \leftarrow 0 \forall x \in X$ .
3 for  $\ell \leftarrow 1$  to  $m$  do
4   |  $n_\ell \leftarrow$  number of datapoints having value of protected attribute  $\ell$ .
5   |  $X_\ell \leftarrow$  set of datapoints having value of protected attribute  $\ell$ .
6   | for  $t \leftarrow 1$  to  $\tau_\ell n_\ell$  do
7   |   | for  $j \leftarrow 1$  to  $k$  do
8   |   |   |  $x_{\min} \leftarrow \operatorname{argmin}_{x \in X_\ell: \hat{\phi}(x)=0} d(x, c_j)$ 
9   |   |   |  $\hat{\phi}(x_{\min}) = j$ 
10  |   | end
11  | end
12  | For all  $x \in X_\ell$  such that  $\hat{\phi}(x) = 0$ , set  $\hat{\phi}(x) = \phi(x)$ 
13 end
14 Recompute the centers  $\hat{C}$  with respect to the new allocation function  $\hat{\phi}$ .
15 Return  $(\hat{C}, \hat{\phi})$ .

```

**4 Fair Round Robin Algorithm for Clustering**

Fair Round-Robin Algorithm for Clustering Over End (FRAC<sub>OE</sub>) algorithm first runs a vanilla clustering algorithm to produce the initial clusters  $\mathcal{C} = (C, \phi)$  and then *make corrections* as follows. The algorithm first checks if  $\tau$ -ratio fairness is met with the current allocation  $\phi$ , in which case it returns  $\hat{\phi} = \phi$ . If the assignment  $\phi$  violates the  $\tau$ -ratio fairness constraint then the new assignment function  $\hat{\phi}$  is computed according to FairAssignment procedure in Algorithm 2.



**Algorithm 3:**  $\tau$ -FRAC

**Input:** Set of datapoints  $X$ , Number of clusters  $k$ , Fairness requirement vector  $\tau$ , Range of protected attribute  $m$ , clustering objective norm  $p$

**Output:** Cluster centers  $C$  and assignment function  $\phi$

```

1 Choose the random centers as  $C$ 
2 while UntilConvergence do
3   for each  $x_i \in X$  do
4      $\phi(x_i) = \operatorname{argmin}_m d(x_i, c_m)$ 
5   end
6    $(C, \phi) = \text{FAIRASSIGNMENT}(C, X, \tau, m, p, \phi)$ 
7 end
```

Algorithm 2 iteratively allocates the data points with respect to each protected attribute value. Let  $X_\ell$  and  $n_\ell$  denote the set of data points and the number of data points having  $\ell$  as the protected attribute value. The algorithm allocates  $\lfloor \tau_\ell \cdot n_\ell \rfloor$  number of points<sup>4</sup> to each cluster in a round-robin fashion as follows. Let  $\{c_1, c_2, \dots, c_k\}$  be a random ordering of the cluster centers. At each round  $t$ , each center  $c_j$  picks the point  $x$  of its preferred choice from  $X_\ell$  i.e.  $\hat{\phi}(x) = j$ . Once the  $\tau_\ell$  fraction of points are assigned to the centers, i.e., after  $\tau_\ell \cdot n_\ell$  number of rounds, the allocation of remaining data points is set to its original assignment  $\phi$ . Note that this algorithm will certainly satisfy  $\tau$ -ratio fairness as, in the end, the algorithm assures that at least  $\tau_\ell$  fraction of points are allotted to each cluster for a protected attribute value  $\ell$ . We defer to theoretical results to assert the quality of the clusters.

FRAC<sub>OE</sub> ensures fairness at the last step. We now propose a general version of FRAC<sub>OE</sub> where the fairness constraints are satisfied at each allocation round: Fair Round-Robin Algorithm for Clustering FRAC(described in Algorithm 3). We experimentally show that FRAC achieves the best objective cost amongst all the available algorithms in the literature. FRAC runs a fair assignment problem at each iteration of a vanilla clustering algorithm.

Both FRAC<sub>OE</sub> and FRAC solves the fair assignment problem on the top of vanilla clustering problem. The run time complexity of Algorithm 2 is  $O(kn \log(n))$  as step 4 requires the data points to be sorted in the increasing order of their distances with the cluster centers.

## 5 Theoretical Results

Our first result provides the relationship between the two notions of fairness, namely  $\tau$ -ratio fairness and the Balance fairness.

**Theorem 4.** *Suppose a clustering algorithm satisfies  $\tau$ -ratio fairness. In that case, the Balance concerning each pair of values of protected attribute,  $a$  and  $b$  is at least  $\frac{\tau_a}{1-k\tau_b+\tau_b}$  times the ratio of the number of data points with values  $a$  and  $b$  in the dataset.*

*Proof.* Let  $n_a$  denote the number of data points having the protected attribute value  $a$  in the dataset. Suppose an algorithm satisfies  $\tau$ -ratio fairness then for any cluster  $C_j$  and protected attribute value

<sup>4</sup>For the sake of simplicity we assume  $\tau_\ell \cdot n_\ell \in \mathbb{N}$  and ignore the floor notation.

$a$ , we have:

$$\tau_a n_a \leq \sum_{x_i: \phi(x_i)=j} \mathbb{I}(\rho_i = a) \leq n_a(1 - k\tau_a + \tau_a)$$

Here, the lower bound comes directly from the fairness definition and upper bound is derived from the fact that all the clusters together will be allocated at least  $k\tau_a n_a$  number of points. The extra points that a particular cluster can take is upper bounded by  $n_a - kn_a\tau_a$ . Thus, the **Balance** of the cluster with respect to the two values  $a$  and  $b$  should follow

$$\frac{\sum_{\phi(x_i)=j} \mathbb{I}(\rho_i = a)}{\sum_{\phi(x_i)=j} \mathbb{I}(\rho_i = b)} \geq \frac{\tau_a n_a}{n_b(1 - k\tau_b + \tau_b)}.$$

□

Note that when  $\tau_a = \tau_b = \frac{1}{k}$ ,  $\tau$ -ratio fairness guarantee ensures the perfect **Balance** across all the clusters. We now provide the theoretical guarantees of  $\text{FRAC}_{OE}$  with respect to  $\tau$ -ratio fairness.

**Theorem 5.** *For  $k = 2$  and  $\tau_\ell = \frac{1}{k}$  for all  $\ell \in [m]$ , an allocation returned by  $\text{FRAC}_{OE}$  guarantees  $\tau$ -ratio fairness and satisfies 2-approximation guarantee with respect to an optimal fair assignment upto an instance-dependent additive constant.*

*Proof.* We will prove 2-approximation with respect to each value  $\ell$  of protected attribute separately. Let  $n_\ell$  be the number of data points corresponding the value  $\ell$ . Let  $c_1$  and  $c_2$  be the cluster centers and  $\mathcal{C}_1, \mathcal{C}_2$  be the optimal fair assignment of data points with respect to these centers.<sup>5</sup>

**Proof of Correctness and Fairness:** Clear from the construction of the algorithm.

**Proof of (approximate) Optimality:** We now show that  $\text{FRAC}_{OE} \leq 2 \text{OPT}_{\text{assign}} + \beta$ , where  $\text{OPT}_{\text{assign}}$  is the objective value of optimal solution to the fair assignment problem and  $\beta := 2 \sup_{x, y \in X} d(x, y)$  be the diameter of the feature space. We begin with the following useful definition.

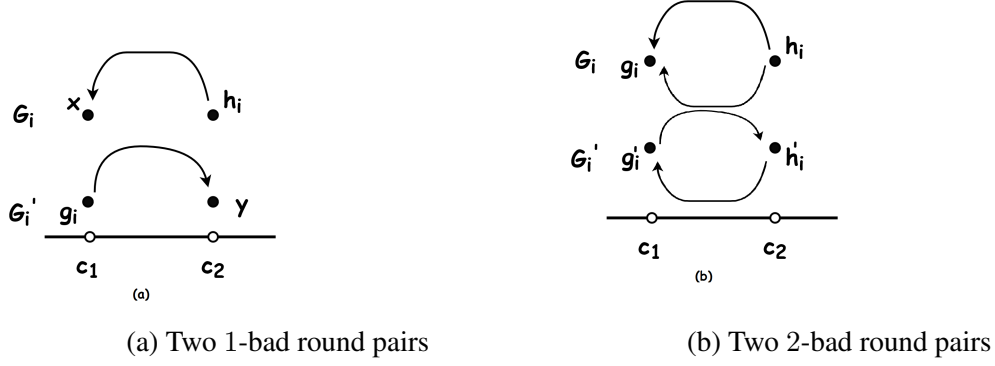
**Definition 6.** *Let  $\mathcal{C}_1$  and  $\mathcal{C}_2$  represent the optimal set of points assigned to  $c_1$  and  $c_2$ . The  $i^{\text{th}}$  round (i.e. assignments  $g_i^1$  to  $c_1$  and  $g_i^2$  to  $c_2$ ) of  $\text{FRAC}_{OE}$  is called*

- 1-bad if exactly one of 1)  $g_i^1 \notin \mathcal{C}_1$  and 2)  $g_i^2 \notin \mathcal{C}_2$  is true, and
- 2-bad if both 1) and 2) above are true.

Furthermore, a round is called bad if it is either 1-bad or 2-bad and called good otherwise.

Let all incorrectly assigned points in a bad round be called bad assignments. We use following convention to distinguish between different bad assignments. If  $g_i^1 \notin \mathcal{C}_1$  holds we refer to it as type 1 bad assignment and similarly if  $g_i^2 \notin \mathcal{C}_2$  holds it is a type 2 bad assignment. Hence a 2-bad round results in 2 bad assignments one of each type. Finally let  $B$  be the set of all bad rounds.

<sup>5</sup>Note that an optimal fair allocation need not be unique. Our result holds for any optimal fair allocation

Figure 1: Different cases for  $k = 2$ 

**Definition 7. (Complementary Bad Pair)** A pair of points  $w, z \in B$  such that  $w$  is a bad point of type  $t$  and  $z$  is a bad point of type  $|3 - t|$  is called a complimentary bad pair if,

- 1)  $w$  and  $z$  are allocated in same round (i.e. a 2-bad round) or
- 2) if they are allocated in  $i^{th}$  and  $j^{th}$  1-bad rounds respectively with  $i < j$ , then  $z$  is the first bad point of type  $|3 - t|$  which has not been assigned a complementary point.

**Lemma 6.** If  $n_\ell$  is even, every bad point in the allocation returned by  $\text{FRAC}_{OE}$  has a complementary point. If  $n_\ell$  is odd, at most one bad point will be left without a complementary point.

*Proof.* Let  $B = B_1 \cup B_2$ , where  $B_t$  is a set of  $t$ -bad rounds. Note that the claim is trivially true if  $B_1 = \emptyset$ . Hence, let  $|B_1| > 0$  and write  $B_1 = B_{1,1} \cup B_{1,2}$ . Here  $B_{1,t}$  is a 1-bad round of type  $t$ . Let  $H_{1,t}$  be the set of good points of type  $t$  (i.e. correctly assigned to the center  $c_t$ ) allocated in 1-bad rounds. When  $n_\ell$  is even,  $|X| = |Y|$  we have  $|B_{1,1}| + |H_{1,2}| = |B_{1,2}| + |H_{1,1}|$ . This is true because one can ignore good rounds and 2-bad rounds as every 2-bad round can be converted into a good round by switching the assignments. Further observe that, as  $\text{FRAC}_{OE}$  distributes two points per round and each round assigns exactly one bad point, each round must assign exactly one good point i.e.  $|H_{1,t}| = |B_{1,(3-t)}|$ . Together, we have  $|B_{1,1}| = \frac{|B_{1,1}| + |H_{1,2}|}{2} = \frac{|B_{1,2}| + |H_{1,1}|}{2} = |B_{1,2}|$ . When  $n_\ell$  is odd, we might have one additional point left that is not being assigned any complementary point. This completes the proof of the lemma.  $\square$

We will bound the optimality of 1-bad rounds and 2-bad rounds separately.

**Bounding 1-bad rounds:** When  $n_\ell$  is even, from Lemma 6, there are even number of 1-bad rounds; two for each complimentary bad pair. Let the 4 points of corresponding two 1-bad rounds be  $G_i : (x, h_i)$  and  $G'_i : (g_i, y)$  as shown in Fig. 1a. Note that  $x \in \mathcal{C}_1$  and  $y \in \mathcal{C}_2$ . We have,  $\text{OPT}_{\text{assign}}(G_i, G'_i) = d(x, c_1) + d(h_i, c_1) + d(g_i, c_2) + d(y, c_2)$ . We consider, without loss of generality, that the assignment  $G_i$  takes place before  $G'_i$  in the execution of  $\text{FRAC}_{OE}$ . The proof is similar for the other case. First note that since  $\text{FRAC}_{OE}$  allocated the point  $h_i$  to cluster 2 while both the points  $g_i$  and  $y$  were available, we have

$$d(h_i, c_2) \leq d(g_i, c_2) \text{ and } d(h_i, c_2) \leq d(y, c_2) \quad (3)$$

We have,

$$\begin{aligned}
& \text{FRAC}_{OE}(G_i, G'_i) \\
&= d(x, c_1) + d(h_i, c_2) + d(g_i, c_1) + d(y, c_2) \\
&\leq d(x, c_1) + d(h_i, c_2) + d(g_i, c_2) + d(c_1, c_2) + d(y, c_2) \quad (\text{triangle inequality}) \\
&\leq d(x, c_1) + d(h_i, c_2) + d(g_i, c_2) + d(h_i, c_2) + d(h_i, c_1) + d(y, c_2) \\
&\leq d(x, c_1) + d(y, c_2) + d(g_i, c_2) + d(g_i, c_2) + d(h_i, c_1) + d(y, c_2) \quad (\text{Eqn. 3}) \\
&\leq 2 \mathcal{OPT}_{assign}(G_i, G'_i).
\end{aligned}$$

If  $n_\ell$  is odd, then all the other rounds can be bounded using the above cases except one extra 1-bad round. Let the two points corresponding to this round  $G_i$  be  $(g_i, h_i)$ . Thus,  $\text{FRAC}_{OE}(G_i) \leq 2\mathcal{OPT}_{assign}(G_i) + \beta$

**Bounding 2-bad rounds:** First assume that there are even number of 2-bad rounds. In this case consider the pairs of consecutive 2-bad rounds as  $G_i : (g_i, h_i)$  and  $G'_i = (g'_i, h'_i)$  with  $G'_i$  bad round followed by  $G_i$  (Fig. 1b). Note that  $g_i, g'_i \in \mathcal{C}_2$  and  $h_i, h'_i \in \mathcal{C}_1$ . This gives,  $\mathcal{OPT}_{assign}(G_i, G'_i) = d(h_i, c_1) + d(h'_i, c_1) + d(g_i, c_2) + d(g'_i, c_2)$ . As a consequence of allocation rule used by  $\text{FRAC}_{OE}$  we have

$$d(g_i, c_1) \leq d(h_i, c_1), \quad d(g'_i, c_1) \leq d(h'_i, c_1) \text{ and } d(h_i, c_2) \leq d(h'_i, c_2). \quad (4)$$

Furthermore,

$$\begin{aligned}
\text{FRAC}_{OE}(G_i, G'_i) &= d(g_i, c_1) + d(g'_i, c_1) + d(h_i, c_2) + d(h'_i, c_2) \\
&\leq d(h_i, c_1) + d(h'_i, c_1) + d(g'_i, c_2) + d(h'_i, c_2) \quad (\text{using Eqn. 4}) \\
&\leq d(h_i, c_1) + d(h'_i, c_1) + d(g'_i, c_2) + d(h'_i, c_1) + d(c_1, c_2) \quad (\text{triangle inequality}) \\
&\leq d(h_i, c_1) + d(h'_i, c_1) + d(g'_i, c_2) + d(h'_i, c_1) + d(g_i, c_1) \\
&\quad + d(g_i, c_2) \quad (\text{triangle inequality}) \\
&\leq d(h_i, c_1) + d(h'_i, c_1) + d(g'_i, c_2) + d(h'_i, c_1) + d(h_i, c_1) \\
&\quad + d(g_i, c_2) \quad (\text{Using Eqn. 4}) \\
&\leq 2d(h_i, c_1) + 2d(h'_i, c_1) + d(g_i, c_2) + d(g'_i, c_2) \\
&\leq 2\mathcal{OPT}_{assign}(G_i, G'_i)
\end{aligned}$$

If there are odd number of 2-bad rounds then, let  $G = (g, h)$  be the last 2-bad round. It is easy to see that  $\text{FRAC}_{OE}(G) - \mathcal{OPT}_{assign}(G) = d(g, c_1) + d(h, c_2) - d(g, c_2) - d(h, c_1) \leq d(g, c_1) + d(h, c_2) \leq \beta$ . Thus,

$$\begin{aligned}
\text{FRAC}_{OE} &= \begin{cases} \sum_{i=1}^{r/2} \text{FRAC}_{OE}(G_i, G'_i) & \text{if even no. of 2-bad rounds} \\ \sum_{i=1}^{\lfloor r/2 \rfloor} \text{FRAC}_{OE}(G_i, G'_i) + \beta & \text{Otherwise} \end{cases} \\
&\leq 2 \sum_{i=1}^{\lfloor r/2 \rfloor} \mathcal{OPT}_{assign}(G_i, G'_i) + \beta = 2\mathcal{OPT}_{assign} + \beta
\end{aligned}$$

Here,  $r$  is the number of 2-bad rounds. □

**Corollary 7.** For  $k = 2$  and  $\tau_\ell = \frac{1}{k}$  for all  $\ell \in [m]$ ,  $\text{FRAC}_{OE}$  produces a  $(2(\alpha + 2)\text{OPT}_{clust} + \beta)$ -approximate solution with respect to fair clustering problem where  $\alpha$  is approximation factor for vanilla clustering problem.

The above corollary is a direct consequence of Lemma 1. The result can easily be extended for  $k$  clusters to directly obtain  $2^{k-1}$ -approximate solution with respect to  $\tau$ -ratio fair assignment problem.

**Theorem 8.** For any  $k$  and  $\tau_\ell = \frac{1}{k}$  for all  $\ell \in [m]$ , an allocation returned by  $\text{FRAC}_{OE}$  is  $\tau$ -ratio fair and satisfies  $2^{k-1}$ -approximation guarantee with respect to an optimal  $\tau$ -ratio fair assignment problem up to an instance-dependent additive constant.

*Proof.* In the previous proof we basically considered two length cycles. Two 1-bad allocations resulted in 1 cycles and one 2-bad allocations resulted in another type of cycles. When the number of clusters are greater than two, then any  $2 \leq q \leq k$  length cycles can be formed. Without loss of generality, let us denote  $\{c_1, c_2, \dots, c_q\}$  as the centers that are involved in forming such cycles. Further denote by set  $X_i^j$  to be the set of points that are allotted to cluster  $i$  by  $\text{FRAC}_{OE}$  but should have been allotted to cluster  $j$  in an optimal fair clustering. The  $q$  length cycle can then be visualized in the Fig. 2. Since the cycle is formed with respect to these points, we have  $|X_1^q| = |X_2^1| = \dots = |X_q^{q-1}|$ . The cost by  $\text{FRAC}_{OE}$  algorithm is then given as:

$$\begin{aligned}
& \sum_{i=2}^q \sum_{x \in X_i^{i-1}} d(x, c_i) + \sum_{x \in X_1^q} d(x, c_1) \\
& \leq 2 \left( \sum_{x \in X_2^1} d(x, c_1) + \sum_{x \in X_1^q} d(x, c_2) + \beta \right) + \sum_{i=3}^q \sum_{x \in X_i^{i-1}} d(x, c_i) \\
& \leq 2 \left( \sum_{x \in X_2^1} d(x, c_1) + \beta \right) + 2^2 \left( \sum_{x \in X_3^2} d(x, c_2) + \sum_{x \in X_1^q} d(x, c_3) + \beta \right) + \sum_{i=4}^q \sum_{x \in X_i^{i-1}} d(x, c_i) \\
& \leq 2^{q-1} \left( \sum_{i=2}^q \sum_{x \in X_i^{i-1}} d(x, c_{i-1}) + \sum_{x \in X_1^q} d(x, c_q) \right) + 2^q \beta
\end{aligned}$$

Here, the first inequality follows by exchanging the points in  $X_2^1$  and  $X_1^q$  using Theorem 5. Since the maximum length cycle possible is  $k$ , we straight away get the proof of  $2^{k-1}$ - approximation.  $\square$

Next, in contrast with Theorem 8 which guarantees a 4-approximation for  $k = 3$ , we show that one can achieve a 2-approximation guarantee. The proof of this result relies on explicit case analysis and, as the number of cases to be solved increase exponentially with  $k$ , one needs a better proof technique for larger values of  $k$ . We leave this analysis as an interesting future work.

**Theorem 9.** For  $k=3$  and  $\tau_\ell = \frac{1}{k}$  allocation returned by  $\text{FRAC}_{OE}$  is 2-approximate with respect to optimal  $\tau$ -ratio fair assignment.

*Proof.* We will here find the approximation for  $k = 3$  using number of possible cases where one can have cycle of three length. Let the centers involved in three cycles be denoted by  $c_i, c_j$ , and  $c_k$ .

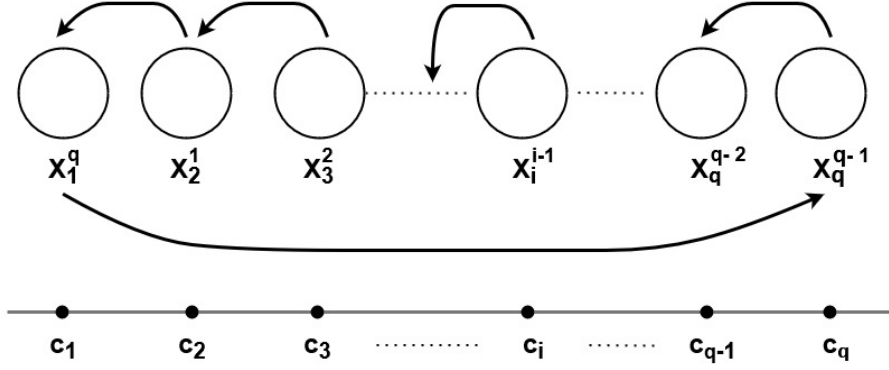


Figure 2: Visual representation of set  $X_i^j$  and cycle of length  $\ell$  for Theorem 8.

Note that if there is only one cycle involving these three centers, then it will lead to only constant factor approximation. The challenge is when multiple such cycles are involved. Unlike  $k = 2$  proof, here we bound the cost corresponding to each cycle with respect to the cost of another cycle. The three cases shown in Fig. 3 depicts multiple rounds when the two 3-length cycles can be formed. In the figure, if  $c_i$  is taking a point from  $c_j$  it is denoted using an arrow from  $c_i$  to  $c_j$ . It can further be shown that it is enough to consider these three cases. **Case 1:** In this case we bound the rounds

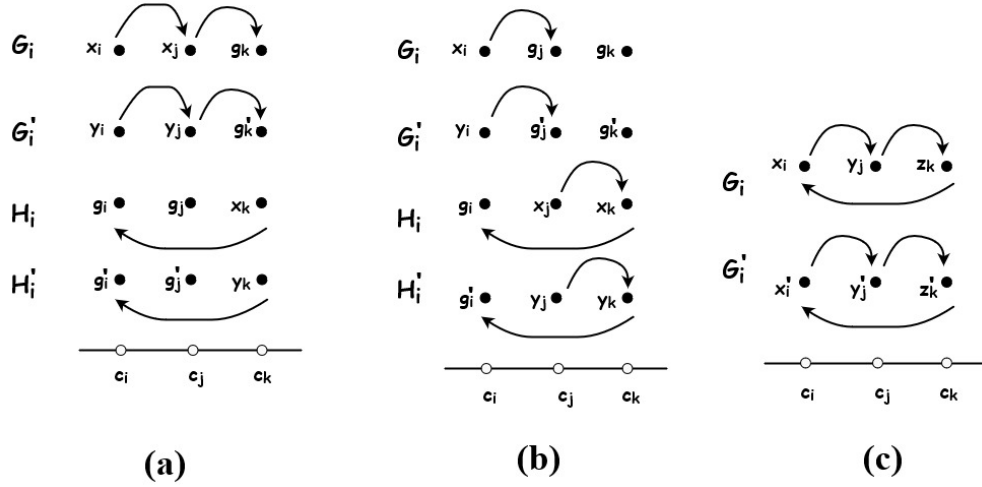


Figure 3: Different use cases for  $k=3$  (a) Case 1 (b) Case 2 (c) Case 3

shown in Fig. 3(a). Let, one cycle completes in rounds  $G_i, H_i$  and another cycle completes in rounds  $G'_i, H'_i$ . Then,

$$\begin{aligned} \mathcal{OPT}_{assign}(G_i, H_i) &= d(x_i, c_j) + d(x_j, c_k) + d(g_k, c_k) + d(g_i, c_i) + d(g_j, c_j) + d(x_k, c_i) \\ \mathcal{OPT}_{assign}(G'_i, H'_i) &= d(y_i, c_j) + d(y_j, c_k) + d(g'_k, c_k) + d(g'_i, c_i) + d(g'_j, c_j) + d(y_k, c_i) \end{aligned}$$

Further,

$$\begin{aligned} \text{FRAC}_{OE}(G_i, H_i) &= d(x_i, c_i) + d(x_j, c_j) + d(g_k, c_k) + d(g_i, c_i) + d(g_j, c_j) + d(x_k, c_k) \\ &\leq d(g'_i, c_i) + d(g'_j, c_j) + d(g_k, c_k) + d(g_i, c_i) + d(g_j, c_j) + d(x_k, c_k) \end{aligned}$$

Now,

$$\begin{aligned}
d(x_k, c_k) &\leq d(x_k, c_i) + d(c_i, c_k) \leq d(x_k, c_i) + d(c_i, c_j) + d(c_j, c_k) \\
&\leq d(x_k, c_i) + d(x_i, c_i) + d(x_i, c_j) + d(x_j, c_j) + d(x_j, c_k) \\
&\leq d(x_k, c_i) + d(y_k, c_i) + d(x_i, c_j) + d(y_i, c_j) + d(x_j, c_k)
\end{aligned}$$

Combining the above two, we get:

$$\text{FRAC}_{OE}(G_i, H_i) \leq \mathcal{OPT}_{\text{assign}}(G_i, H_i) + \mathcal{OPT}_{\text{assign}}(G'_i, H'_i)$$

Thus, the cost of each cycle can be bounded by the sum of optimal cost of its own and the optimal cost of the next cycle. If we take sum over all such cycles, we will get 2-approximation result plus a constant due to the last remaining cycle.

**Case 2:** In this case we bound the rounds shown in Fig. 3(b). The optimal assignments in this case will be

$$\begin{aligned}
\mathcal{OPT}_{\text{assign}}(G_i, H_i) &= d(x_i, c_j) + d(g_j, c_j) + d(g_k, c_k) + d(g_i, c_i) + d(x_j, c_k) + d(x_k, c_i) \\
\mathcal{OPT}_{\text{assign}}(G'_i, H'_i) &= d(y_i, c_j) + d(g'_j, c_j) + d(g'_k, c_k) + d(g'_i, c_i) + d(y_j, c_k) + d(y_k, c_i)
\end{aligned}$$

Also, we know that

$$\begin{aligned}
\text{FRAC}_{OE}(G_i, H_i) &= d(x_i, c_i) + d(g_j, c_j) + d(g_k, c_k) + d(g_i, c_i) + d(x_j, c_j) + d(x_k, c_k) \\
&\leq d(g'_i, c_i) + d(g_j, c_j) + d(g_k, c_k) + d(g_i, c_i) + d(y_k, c_i) + d(c_i, c_j) + \\
&\quad d(y_j, c_k) \\
&\leq d(g'_i, c_i) + d(g_j, c_j) + d(g_k, c_k) + d(g_i, c_i) + d(y_k, c_i) + d(x_k, c_i) + \\
&\quad d(x_i, c_j) + d(y_j, c_k)
\end{aligned}$$

Combining the above two, we get:

$$\text{FRAC}_{OE}(G_i, H_i) \leq \mathcal{OPT}_{\text{assign}}(G_i, H_i) + \mathcal{OPT}_{\text{assign}}(G'_i, H'_i)$$

**Case 3:** Here again we will have two allocation rounds namely  $G_i, G'_i$  as shown in Fig. 3 (c). It is easy to see that for this case,

$$\text{FRAC}_{OE}(G_i) \leq \mathcal{OPT}_{\text{assign}}(G'_i)$$

This completes the proof for  $k = 3$ . □

The following proposition proves that 2-approximation guarantee is tight with respect to  $\text{FRAC}_{OE}$  algorithm.

**Proposition 10.** *There is a fair clustering instance on which  $\text{FRAC}_{OE}$  achieves 2-approximation.*

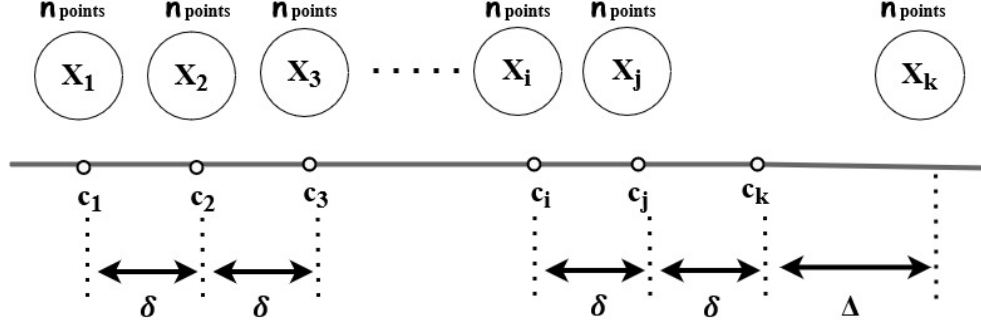


Figure 4: The worst case example for fair clustering instance.

*Proof.* The worst case for any fair clustering instance can be the situation wherein rather than choosing the points from the center's own set of optimal points, it prefers points from other centers. One such example is depicted in Fig. 4. In this example we consider  $k$  centers, and for each of these centers we have set of  $n$  optimal points that are at a negligible distance (say zero) and these set are denoted by  $X_i$  for center  $c_i$  except the last center  $c_k$ . The set of optimal points for center  $c_k$  is located at a distance  $\Delta$  such that  $\Delta > k\delta$  where  $\delta$  is the distance between all the centers. Now we will try to approximate the tightest bound on cost that one can achieve. In optimal assignment each cluster center will take points from its optimal set of points. Thus optimal cost can be summed up as

$$\begin{aligned} OPT_{assign} &= \sum_{x_i \in X_1} d(x_i, c_1) + \sum_{x_i \in X_2} d(x_i, c_2) + \dots + \sum_{x_i \in X_k} d(x_i, c_k) \\ &= 0 + 0 + 0 + n\Delta \end{aligned}$$

If one uses round-robin based  $FRAC_{OE}$  to solve assignment problem then at the start of  $t = 0^{th}$  round, each of the set  $X_i$  has  $n$  points. Now since  $\Delta$  is quite large as compared to  $\delta$  so  $c_k$  will prefer to chose points from the set of previous center  $c_{k-1}$ . Rest all centers will take points from their respective set of optimal points as those points will be at the least cost of zero. This type of assignment will continue until all the points in set  $X_{k-1}$  gets exhausted. Thus the cost after  $n/2$  rounds will be

$$\begin{aligned} Cost_1 &= \sum_{x_i \in X_1} d(x_i, c_1) + \dots + \sum_{x_i \in X_{k-1}} d(x_i, c_{k-1}) + \sum_{x_i \in X_{k-1}} d(x_i, c_k) \\ &= 0 + 0 + 0 + \frac{n\delta}{2} \end{aligned}$$

Now since all the points in set  $X_{k-1}$  are exhausted, both  $c_{k-1}$  and  $c_k$  will prefer to choose the points from set  $X_{k-2}$ . Other centers will still continue to choose the points from their respective optimal sets. It should be noted that now  $\frac{n}{2}$  points are left with the center  $X_{k-2}$  that are being distributed amongst 3 clusters. Such assignments will be take place for next  $\frac{n}{6}$  rounds and after that the set



$X_{k-2}$  will get exhausted. The cost incurred to different centers in such assignment will be

$$\begin{aligned}
Cost_2 &= \sum_{x_i \in X_1} d(x_i, c_1) + \dots + \sum_{x_i \in X_{k-2}} d(x_i, c_{k-2}) + \sum_{x_i \in X_{k-2}} d(x_i, c_{k-1}) \\
&\quad + \sum_{x_i \in X_{k-2}} d(x_i, c_k) \\
&= \frac{n\delta}{6} + \frac{2n\delta}{6} \\
&= \frac{3n\delta}{6} = \frac{n\delta}{2}
\end{aligned}$$

It is easy to see that the additional cost that is incurred at each phase will be  $\frac{n\delta}{2}$  until the only left out points are from  $X_k$ . The total number of such phases will be  $k - 1$ . Thus, exhibiting a cost of  $\frac{n(k-1)\delta}{2}$ . Further, at the last round all the points from  $X_k$  need to be equally distributed amongst  $X_1, X_2, \dots, X_k$ , thus incurring the total cost of  $((k-1)\delta + \Delta + (k-2)\delta + \Delta + \dots + \delta + \Delta + \Delta)\frac{n}{k}$ . Thus, the total cost by  $FRAC_{OE}$  is given as:

$$\begin{aligned}
Cost_{FRAC_{OE}} &= \frac{n(k-1)\delta}{2} + ((k-1)\delta + \Delta + (k-2)\delta + \Delta + \dots + \delta + \Delta + \Delta)\frac{n}{k} \\
&= \frac{n(k-1)\delta}{2} + \frac{nk(k-1)\delta}{2k} + \frac{nk\Delta}{k} \\
&= n(k-1)\delta + n\Delta \\
&\leq 2n\Delta
\end{aligned}$$

□

**Research gap:** Theorem 8 suggests that the approximation ratio with respect to the number of clusters  $k$  can be exponentially bad. However, our experiments show—agreeing with our finding on small values of  $k(\leq 3)$ —that the performance of  $FRAC_{OE}$  does not degrade with  $k$ . To assert a 2-approximation bound for general  $k$  a novel proof technique is needed and we leave this analysis as an interesting future work. Here, we provide the following conjecture.

**Conjecture 11.**  *$FRAC_{OE}$  is 2-approximate with respect to optimal  $\tau$ -ratio fair assignment problem for any value of  $k$ .*

## 6 Experimental Result and Discussion

We validate the performance of our algorithm across many bench marking datasets and compare it against the SOTA approaches. It can be seen from Section 6.2.1 that the performance of FRAC is better than  $FRAC_{OE}$  in terms of objective cost. It is also evident that FRAC applies the fairness constraints after each round. Thus, we consider FRAC for comparison purposes with SOTA approaches.

The bench marking datasets used in the study are

- **Adult**<sup>6</sup> (**Census**)- The data set contains information of 32562 individuals from the 1994 census, of which 21790 are males and 10771 are females. We choose five attributes as feature set: age, fnlwgt, education\_num, capital\_gain, hours\_per\_week; the binary-valued protected attribute is sex, which is consistent with prior literature. The **Balance** in the dataset is 0.49.
- **Bank**<sup>7</sup>- The dataset consists of marketing campaign data of portuguese bank. It has data of 41108 individuals, of which 24928 are married, 11568 are single, and 4612 are divorced. We choose six attributes as the feature set: age, duration, campaign, cons.price.idx, euribor3m, nr.employed; the ternary-valued feature marital status is chosen as the protected attribute to be consistent with prior literature, resulting in a **Balance** of 0.18.
- **Diabetes**<sup>8</sup>- The dataset contains clinical records of 130 US hospitals over ten years. There are 54708 and 47055 hospital records of males and females, respectively. Consistent with the prior literature, only two features: age, time\_in\_hospital are used for the study. Gender is treated as the binary-valued protected attribute yielding a **Balance** of 0.86.
- **Census II**<sup>9</sup>- It is the largest dataset used in this study containing 2458285 records from of US 1990 census, out of which 1191601 are males, and 1266684 are females. We choose 24 attributes commonly used in prior literature for this study. Sex is the binary-valued protected attribute. The **Balance** in the dataset is 0.94.

We compare the application of FRAC to  $k$ -means and  $k$ -median against the following baseline and SOTA approaches

- **Vanilla  $k$ -means**: A Euclidean distance-based  $k$ -means algorithm that does not incorporate fairness constraints
- **Vanilla  $k$ -median**: A Euclidean distance-based  $k$ -median algorithm that does not incorporate fairness constraints.
- **Bera et al. (2019)**: The approach solves the fair clustering problem through an LP formulation with respect to an arbitrary fairness parameter. Due to the high computational complexity of the  $k$ -median version of the approach, we restrict the comparison to the  $k$ -means version. Furthermore, the algorithm fails to converge in reasonable time when the number of clusters is greater than 10 for larger datasets.
- **Ziko et al. (2021)**: This approach formulates a regularized optimization function incorporating clustering objective and fairness error. It does not allow the user to give an arbitrary fairness guarantee but computes the optimal trade-off by tuning a hyper-parameter  $\lambda$ . We compare against both the  $k$ -means and  $k$ -median version of the algorithm. We observed that the hyper-parameter  $\lambda$  is extremely sensitive to the datasets and the number of clusters. Tuning this hyper-parameter is computationally expensive. We were able to tune value of  $\lambda$

<sup>6</sup><https://archive.ics.uci.edu/ml/datasets/Adult>

<sup>7</sup><https://archive.ics.uci.edu/ml/datasets/Bank+Marketing>

<sup>8</sup><https://archive.ics.uci.edu/ml/datasets/Diabetes+130-US+hospitals+for+years+1999-2008>

<sup>9</sup><https://archive.ics.uci.edu/ml/datasets/US+Census+Data+%281990%29>

in a reasonable amount of time only for adult and bank datasets for  $k$ -means clustering for varying number of clusters. Due to the added complexity of  $k$ -medians, we were able to fine tune  $\lambda$  only for the adult dataset. For the other cases, we have used the hyper-parameter value reported by Ziko et al.. We have used the same value across varying number of cluster centers. The paper does not report any results for diabetes dataset; we have chosen the best  $\lambda$  value over a single run of fine-tuning. This value is used across all experiments related to diabetes dataset.

- **Backurs et al. (2019):** This approach computes the fair clusters using fairlets in an efficient manner and is the extension to that of Chierichetti et al. (2017). This approach could only be integrated with  $k$ -median clustering. Further, we could not compare against  $k$ -median version of Chierichetti et al. (2017) due to high computational ( $O(n^2)$ ) and space complexities. We offset this comparison using Backurs et al. (2019) that has shown to result in better performance than Chierichetti et al. (2017).

We use the following popular metrics in the literature for measuring the performance of the different approaches.

- **Objective Cost:** We use the squared euclidean distance as the objective cost to estimate the cluster's compactness.

$$L_p(X, C, \phi) = \left( \sum_{x \in X} \sum_{j \in [k]} \mathbb{I}(\phi(x) = j) d(x, c_j)^2 \right)^{\frac{1}{2}} \quad (5)$$

where  $\mathcal{C} = \{C_1, C_2, \dots, C_k\}$  denotes clusters with centers  $C = \{c_j\}_{j=1}^k$ , and  $d(\cdot)$  is euclidean distance metric.

- **Balance:** The Balance is calculated in terms of ratio of number of points assigned to a cluster from each protected group. It

$$\text{Balance}(\phi) = \min_{j \in \mathcal{C}} \left( \min \left( \frac{\sum_{x \in X: \phi(x)=j} \mathbb{I}(\rho_i = a)}{\sum_{x \in X: \phi(x)=j} \mathbb{I}(\rho_i = b)} \right) \right) \text{ for all } a, b \in [m]. \quad (6)$$

where  $\mathcal{C}$  is set of clusters formed.

- **Fairness Error** This notion of fairness constraints is introduced by Ziko et al. (2021). It is the Kullback-Leibler (KL) divergence between the required protected group proportion  $\tau$  and achieved proportion within the clusters :

$$FE(\mathcal{C}) = \sum_{C \in \mathcal{C}} \sum_{\ell \in [m]} \left( -\tau_\ell \log \left( \frac{q_\ell}{\tau_\ell} \right) \right) \text{ where } q_\ell = \left( \frac{\sum_{x_i \in C} \mathbb{I}(\rho_i = \ell)}{\sum_{x_i \in X} \mathbb{I}(\rho_i = \ell)} \right), \quad (7)$$

We report the average and standard deviation of the performance measures across 10 independent trials for every approach. The code for all the experiments is publicly available<sup>10</sup>.

We begin the empirical analysis of various approaches under both  $k$ -means and  $k$ -median settings for a fixed value of  $k$  ( $=10$ ) in line with the previous literature. The top and bottom row in Fig. 5 summarize the results obtained for the  $k$ -means and  $k$ -median settings respectively. The plots for  $k$ -means clustering clearly reveal the ability of FRAC to maintain the perfect Balance and zero fairness error. While Bera et al. (2019) is also able to achieve similar fairness performance, FRAC has significantly lower objective cost. Though Ziko et al. (2021) returns tighter clusters i.e., the objective cost is lower than FRAC and Bera et al. (2019), the lower objective comes at the cost of poor performance on both the fairness measures.

In the  $k$ -median setting, it can be observed from the plots that Backurs et al. (2019) results in fair clusters with high objective cost. On the other hand Ziko et al. achieves better objective costs trading off for fairness. The  $k$ -median version of FRAC obtains the least fairness error and a Balance that is equal to the required dataset ratio ( $\tau_\ell = \frac{1}{k}$ ) while having comparable objective cost.

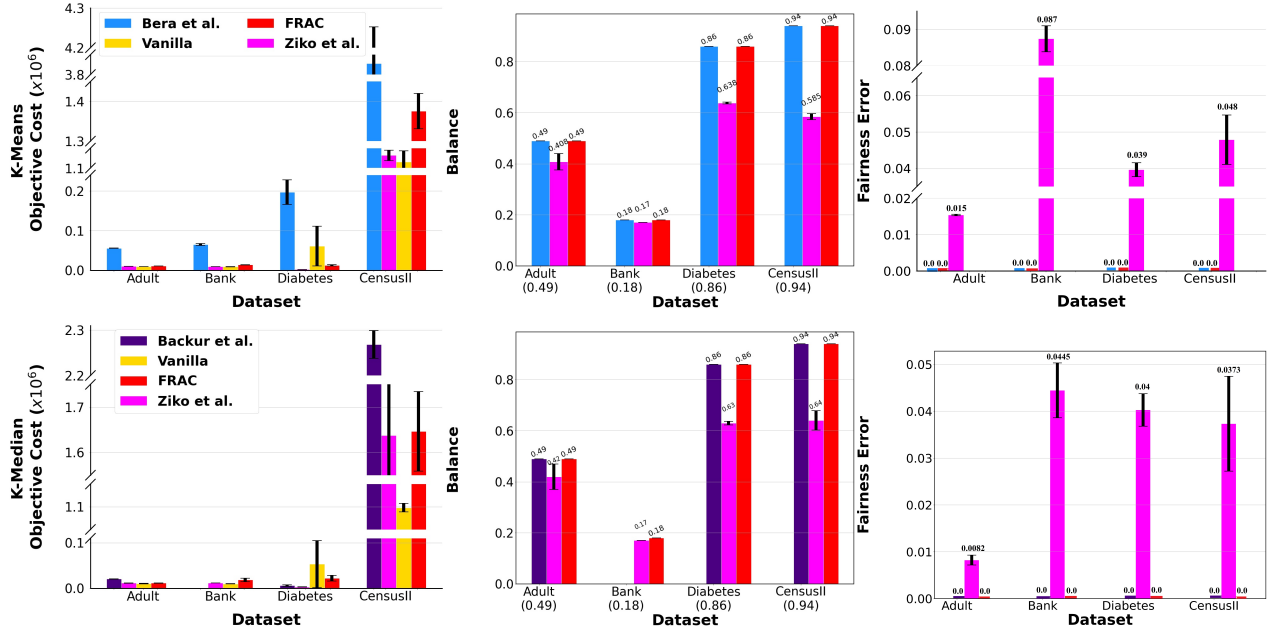


Figure 5: The plot in the first row shows the variation in evaluation metrics for  $k=10$  clusters. For Ziko et al. the  $\lambda$  values for  $k$ -means and  $k$ -median are taken to be same as in their paper. The second row comprises of plots for  $k$ -median setting on same  $k$  value. It should be noted that Backur et al. does not work for bank dataset which has ternary valued protected group. The target Balance of each dataset is evident from the axes of the plot. (Best viewed in color)

## 6.1 Comparison across varying number of clusters( $k$ )

In this experiment, we measure the performance of the  $k$ -means version of the different approaches across all the datasets as the number of clusters increased from 2 to 40. Fig. 6 summarises the

<sup>10</sup><https://github.com/shivi98g/Fair-k-means-Clustering-via-Algorithmic-Fairness>

results obtained for 2, 5, 10, 15, 20, 30, and 40 number of clusters on all datasets. It can be observed for all datasets that Bera et al. (2019) maintain fairness constraints but with a much higher objective cost and standard deviation. For the largest dataset, Census-II, results are obtained for only  $k = 5$  and  $k = 10$  due to the large time complexity of solving the LP problem. Another interesting observation is that the LP-solver fails to return any solution for  $k = 2$ . When we allow fine tuning of hyperparameter  $\lambda$ , it can be observed that the trend in the objective cost value for Ziko et al. with increasing the number of clusters follows closely to that of the vanilla  $k$ -means objective cost on the Adult and Bank datasets. However, there is a significant deterioration in the Balance and fairness error measures. The results of Ziko et al. when using the  $\lambda$  value reported in the paper for a particular  $k$  for all the number of clusters show higher objective costs as well as fairness error. This indicates the sensitivity of the approach to the hyper-parameter  $\lambda$ . The proposed approach FRAC gives the best result maintaining a relatively low objective cost without compromising fairness.

## 6.2 Ablations on FRAC

In this section we perform ablations on FRAC to illustrate its effectiveness.

### 6.2.1 FRAC vs FRAC<sub>OE</sub>

While FRAC uses round-robin allocation after every clustering iteration, FRAC<sub>OE</sub> applies the round-robin allocation only at the end of clustering. Both the approaches will result in a fair allocation, but might exhibit different objective costs. We conduct an experiment under the  $k$ -means setting with  $k = 10$  to study the difference in the objective costs for the two approaches. The plots in Fig. 7 indicates that FRAC has lower objective cost at convergence than FRAC<sub>OE</sub>. The plot for FRAC<sub>OE</sub> follows same cost variation as that of vanilla  $k$ -means in the initial phase but at the end there is sudden jump that overshoots the cost of FRAC. Thus, applying fairness constraints after every iteration is better than applying it only once at the end.

### 6.2.2 Impact of order in which the centers pick the data points

FRAC assumes an arbitrary order of the centers for allocating data points at every iteration. We verify if the order in which the centers pick the data points impacts the clustering objective cost. We vary the order of the centers picking the data points for the  $k$ -mean clustering version with  $k = 10$ . We report the objective cost variance computed across 100 permutations of the ten centers. Applying the permutations at every iteration in FRAC is an expensive proposition. Hence we restrict the experiment to the FRAC<sub>OE</sub> version. The variance of the 100 final converged clustering objective costs (averaged over ten trials) is presented in Fig. 8 (a). It is evident from the plot that the variance is consistently extremely small for all datasets. Thus, we conclude that FRAC<sub>OE</sub> (and FRAC by extension) is invariant to the order in which the centers pick the data points.

### 6.2.3 Comparison for $\tau$ -ratio on fixed number of clusters( $k$ )

All the experiments till now considered the Balance to be same as the dataset ratio ( $\tau_\ell = \frac{1}{k}$ ). But FRAC and FRAC<sub>OE</sub> can be used to obtain any desired  $\tau$ -ratio fairness constraints. The results for other  $\tau$  values are reported in Table 1. We compare the performance of the proposed approach against Bera et al. that also allows for a desired  $\tau$ -ratio fairness in a restrictive manner. Bera et al. reduces the degree of freedom of  $\delta$  parameter that controls the lower bound on number of points

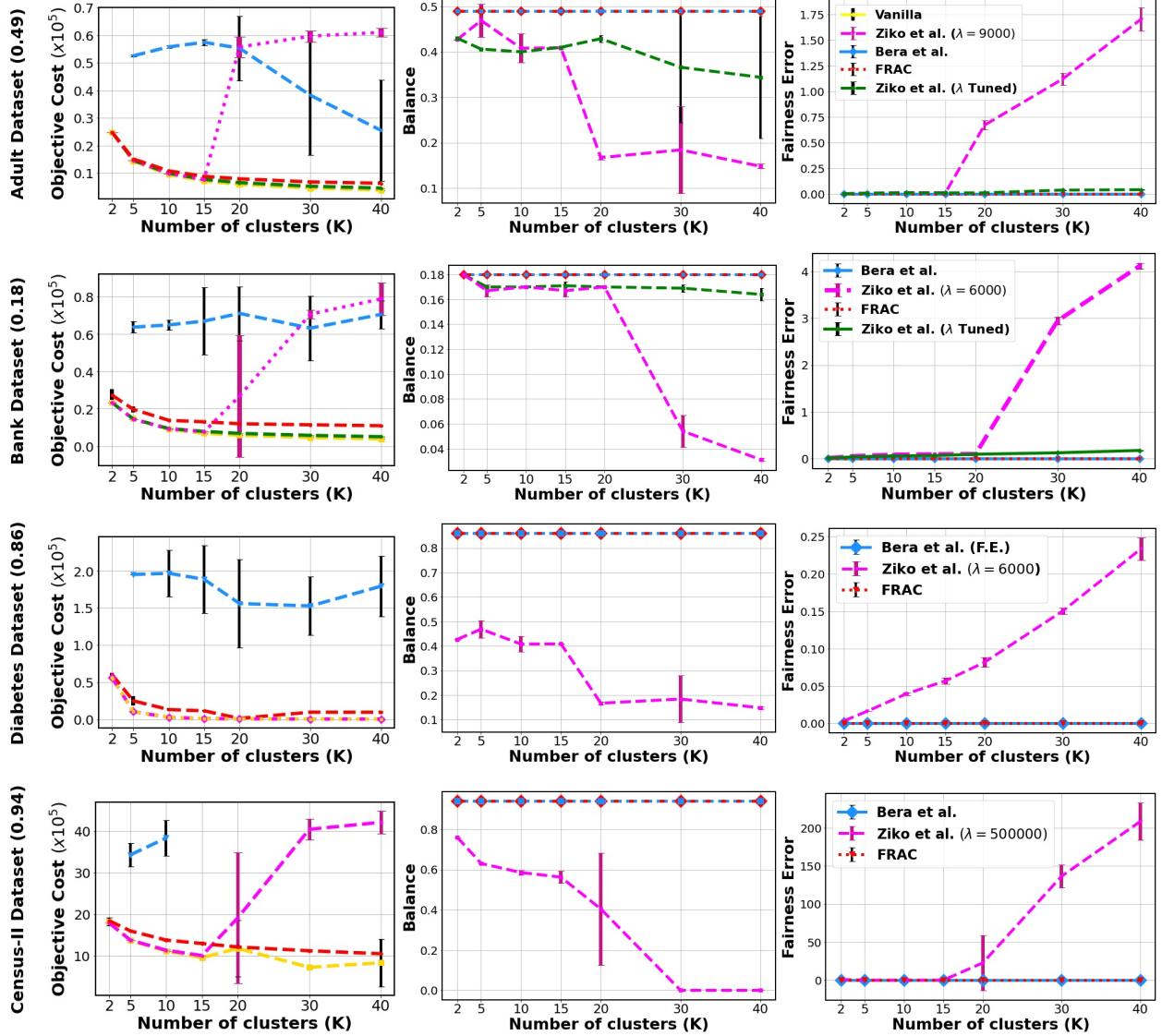


Figure 6: The line plot shows variation of evaluation metrics over varying number of cluster center for  $k$ -means setting. The hyper-tuned variation of Ziko et al. is available only for adult and bank dataset due to expensive computational requirements. For other datasets the hyper-parameter  $\lambda$  is taken same as that is reported in Ziko et al. paper. On the similar reasons Bera et al. results for Census-II are evaluated for  $k=5$  and  $k=10$ . (Best viewed in color)

needed in each cluster. Experimentally  $\delta$  needs to be same across all the protected groups making it infeasible to achieve different lower bound for each protected group. Thus Bera et al. cannot be used to have any general fairness constraints for each protected group and can act as baseline only for certain  $\tau_\ell$  values.

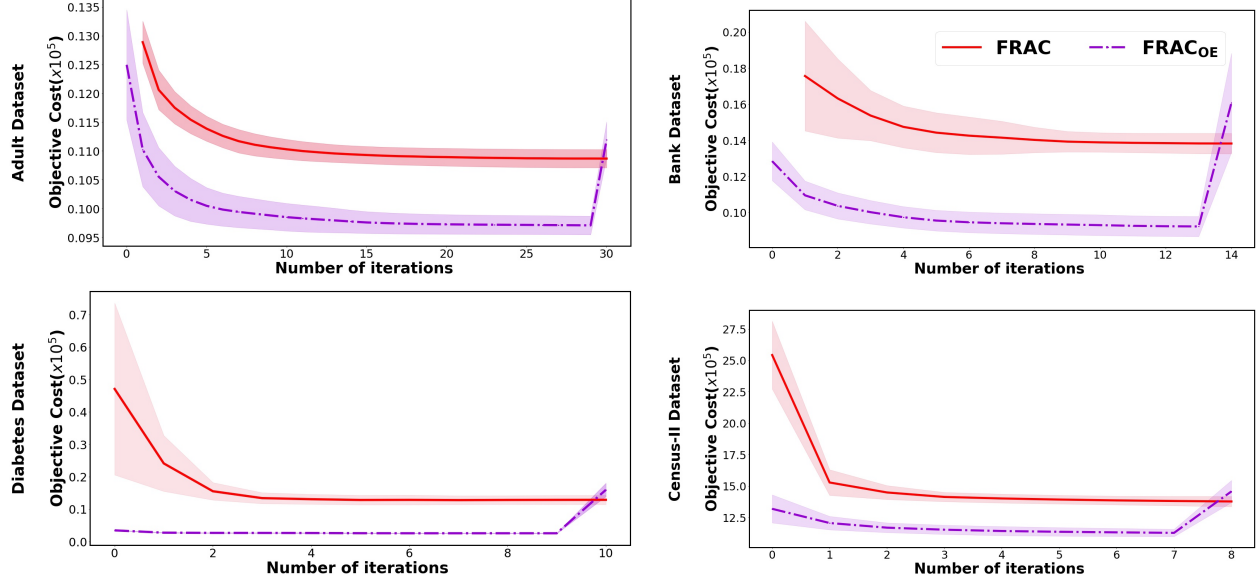


Figure 7: The cost variation over the iterations for different approaches in  $k$ -mean setting is plotted for  $k=10$ .

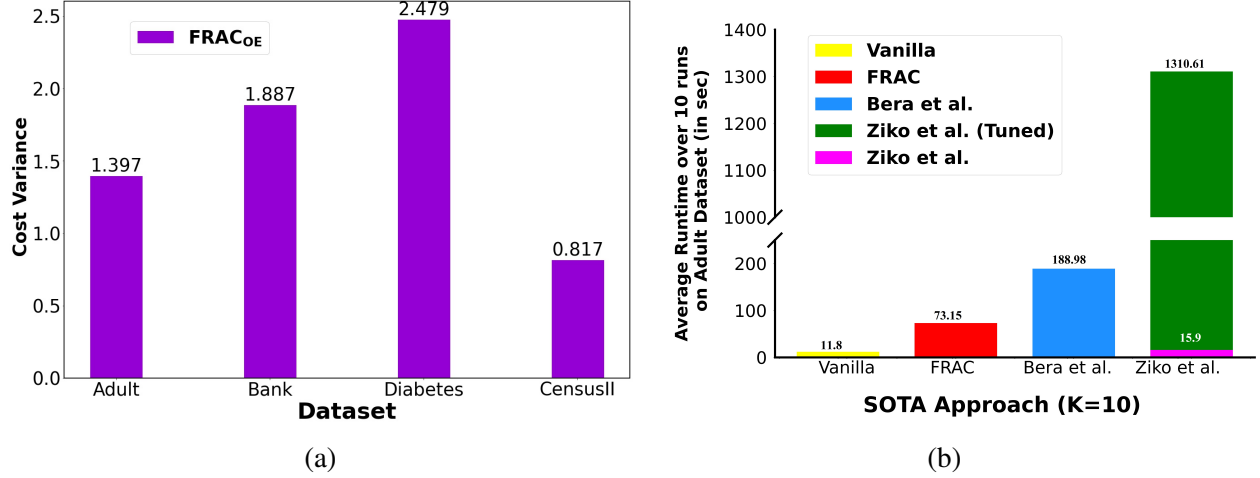


Figure 8: (a) Bar plot shows the variance in objective cost over different 100 random permutations of converged centers returned by standard unfair  $k$ -means clustering in FRAC<sub>OE</sub>. (b)  $k$ -means runtime analysis of different SOTA approaches on Adult dataset for  $k=10$ .

### 6.3 Run-time Analysis

Finally, we compare the run-time of the different approaches for the  $k(=10)$ -means clustering versions on the Adult dataset. The average run-time over 10 different runs is reported in Fig. 8 (b). It can be clearly seen that the run-time of FRAC is significantly better than the fair SOTA approaches. The run-time of Ziko et al. is quite high due to hyper-parameter tuning required to find the best suited  $\lambda$  value. The run-time of Ziko et al. without hyper-parameter tuning is comparable to vanilla clustering. However, without hyper-tuning it has been observed from previous sections that Ziko et al.’s performance can deteriorate significantly on the fairness constraints. Bera et al. requires

Dataset	$\tau$ - vector	FRAC	FRAC <sub>OE</sub>	Bera et al.	
		Objective Cost	Objective Cost	$\delta$ Value	Objective Cost
Adult	<0.133, 0.066 >	9804.65 $\pm$ 221.05	9616.51 $\pm$ 111.49	0.8	9515.30 $\pm$ 19.94
	<0.535, 0.264 >	10010.39 $\pm$ 211.27	10011.78 $\pm$ 239.73	0.2	9788.73 $\pm$ 23.32
	<0.25, 0.12 >	9870.93 $\pm$ 261.24	9714.06 $\pm$ 157.45	Cannot be computed	
Bank	<0.121, 0.056, 0.022 >	9210.38 $\pm$ 640.76	9043.51 $\pm$ 461.23	0.2	9588.30 $\pm$ 48.82
	<0.485, 0.225, 0.089 >	10982.63 $\pm$ 1228.28	11317.61 $\pm$ 1310.32	0.8	8472.65 $\pm$ 37.30
	<0.25, 0.10, 0.04 >	9548.68 $\pm$ 540.86	9465.35 $\pm$ 476.88	Cannot be computed	

Table 1:  $k$ -means objective cost for  $\tau$ -ratio for adult and bank dataset.

double the time of FRAC. In general, LP formulations to fair clustering are observed to have higher complexities. In contrast, FRAC is able to achieve better objective costs and comparable fairness measures with significantly less complexity.

## 7 Discussion

We proposed a novel  $\tau$ -ratio fairness notion. The new notion generalizes the existing **Balance** notion and admits an efficient round-robin algorithm to the corresponding fair assignment problem. We also showed that our proposed algorithm, FRAC<sub>OE</sub>, (i) achieves  $2(\alpha + 2)$ -approximate solution up to three clusters, and (ii) achieves  $2^{k-1}(\alpha + 2)$ -approximate guarantees to general  $k$ . Current proof techniques for  $k \leq 3$  requires intricate case analysis which becomes intractable for larger  $k$ . However, our experiments show that FRAC outperforms SOTA approaches in terms of objective cost and fairness measures even for  $k > 3$ . An immediate future direction is to analytically prove  $2(\alpha + 2)$ -approximation guarantee for general  $k$ . It is worth noting here that the  $\tau$ -ratio fairness ensures the **Balance** property. However, if one is to use **Balance** as a constraint, one could get a better approximation guarantee. Surprisingly, we observe from our experiments that this is not the case. We leave the theoretical and experimental analysis of these two notions of fairness in the presence of large data as an interesting future work.

Apart from above mentioned immediate future directions, extending the current work to multi-valued multiple protected attributes similar to the one proposed by Bera et al. (2019), achieving the notion of individual fairness along while maintaining group fairness are also interesting research problems.

## Declaration

**Funding:** The research is funded by Department of Science & Technology, India under grant number SRG/2020/001138 (Recipient name- Dr. Shweta Jain).

**Conflicts of interest/Competing interests:** No potential competing interest was reported by the authors.



**Availability of data and material:** All datasets used in the experiments are publicly available on UCI repository.

**Code availability:** The code has been made publicly available at <https://github.com/shivi98g/Fair-k-means-Clustering-via-Algorithmic-Fairness>

**Ethics approval:** Not applicable

**Consent for publication :** The paper is the authors’ own original work, which has not been previously published elsewhere. The paper is not currently being considered for publication elsewhere. The paper reflects the authors’ own research and analysis in a truthful and complete manner. The paper properly credits the meaningful contributions of co-authors and co-researchers.

## References

- Abbasi, M., A. Bhaskara, and S. Venkatasubramanian (2021). Fair clustering via equitable group representations. In *Proceedings of the 2021 ACM Conference on Fairness, Accountability, and Transparency*, pp. 504–514.
- Abraham, S. S., D. Padmanabhan, and S. S. Sundaram (2020). Fairness in clustering with multiple sensitive attributes. In *EDBT/ICDT 2020 Joint Conference*, pp. 287–298.
- Anderson, N., S. K. Bera, S. Das, and Y. Liu (2020). Distributional individual fairness in clustering. *arXiv preprint arXiv:2006.12589*.
- Backurs, A., P. Indyk, K. Onak, B. Schieber, A. Vakilian, and T. Wagner (2019). Scalable fair clustering. In *International Conference on Machine Learning*, pp. 405–413. PMLR.
- Bandyapadhyay, S., F. V. Fomin, and K. Simonov (2020). On coresets for fair clustering in metric and euclidean spaces and their applications. *arXiv preprint arXiv:2007.10137*.
- Banerjee, A. and J. Ghosh (2006). Scalable clustering algorithms with balancing constraints. *Data Mining and Knowledge Discovery* 13(3), 365–395.
- Barocas, S. and A. D. Selbst (2016). Big data’s disparate impact. *CALIFORNIA LAW REVIEW*, 671–732.
- Baumann, E. and J. L. Rumberger (2018). State of the art in fair ML: from moral philosophy and legislation to fair classifiers. *CoRR abs/1811.09539*.
- Bera, S., D. Chakrabarty, N. Flores, and M. Negahbani (2019). Fair algorithms for clustering. *Advances in Neural Information Processing Systems* 32, 4954–4965.
- Böhm, M., A. Fazzone, S. Leonardi, and C. Schwiegelshohn (2020). Fair clustering with multiple colors. *arXiv preprint arXiv:2002.07892*.

- Chan, T. H., A. Guerin, and M. Sozio (2018). Fully dynamic k-center clustering. In *Proceedings of the 2018 World Wide Web Conference*, pp. 579–587.
- Chen, X., B. Fain, L. Lyu, and K. Munagala (2019). Proportionally fair clustering. In *International Conference on Machine Learning*, pp. 1032–1041. PMLR.
- Chhabra, A., A. Singla, and P. Mohapatra (2021). Fair clustering using antidote data. *arXiv preprint arXiv:2106.00600*.
- Chierichetti, F., R. Kumar, S. Lattanzi, and S. Vassilvitskii (2017). Fair clustering through fairlets. In *Proceedings of the 31st International Conference on Neural Information Processing Systems*, pp. 5036–5044.
- Chikahara, Y., S. Sakaue, A. Fujino, and H. Kashima (2021). Learning individually fair classifier with path-specific causal-effect constraint. In *International Conference on Artificial Intelligence and Statistics*, pp. 145–153. PMLR.
- Cho, J., G. Hwang, and C. Suh (2020). A fair classifier using mutual information. In *2020 IEEE International Symposium on Information Theory (ISIT)*, pp. 2521–2526.
- Correa, J., A. Cristi, P. Duetting, and A. Norouzi-Fard (2021, 18–24 Jul). Fairness and bias in online selection. In M. Meila and T. Zhang (Eds.), *Proceedings of the 38th International Conference on Machine Learning*, Volume 139 of *Proceedings of Machine Learning Research*, pp. 2112–2121. PMLR.
- Dastin, J. (2018). Amazon scraps secret ai recruiting tool that showed bias against women. <https://www.reuters.com/article/us-amazon-com-jobs-automation-insight-idUSKCN1MK08G>. [Online; accessed 15-August-2021].
- Elzayn, H., S. Jabbari, C. Jung, M. Kearns, S. Neel, A. Roth, and Z. Schutzman (2019). Fair algorithms for learning in allocation problems. In *Proceedings of the Conference on Fairness, Accountability, and Transparency*, pp. 170–179.
- Feng, Z., P. Kacham, and D. Woodruff (2021). Dimensionality reduction for the sum-of-distances metric. In *International Conference on Machine Learning*, pp. 3220–3229. PMLR.
- Ghadiri, M., S. Samadi, and S. Vempala (2021). Socially fair k-means clustering. In *Proceedings of the 2021 ACM Conference on Fairness, Accountability, and Transparency*, pp. 438–448.
- Gong, S., X. Liu, and A. K. Jain (2021). Mitigating face recognition bias via group adaptive classifier. In *Proceedings of the IEEE/CVF Conference on Computer Vision and Pattern Recognition*, pp. 3414–3424.
- Huang, L., S. Jiang, and N. Vishnoi (2019). Coresets for clustering with fairness constraints. *Advances in Neural Information Processing Systems* 32, 7589–7600.
- Jones, M., H. Nguyen, and T. Nguyen (2020). Fair k-centers via maximum matching. In *International Conference on Machine Learning*, pp. 4940–4949. PMLR.

- Julia, A., J. Larson, S. Mattu, and L. Kirchner (2016). Propublica-machine bias. <https://www.propublica.org/article/machine-bias-risk-assessments-in-criminal-sentencing>. [Online; accessed 13-August-2021].
- Jung, C., S. Kannan, and N. Lutz (2020). Service in your neighborhood: Fairness in center location. *Foundations of Responsible Computing (FORC)*.
- Kleindessner, M., P. Awasthi, and J. Morgenstern (2019). Fair k-center clustering for data summarization. In *International Conference on Machine Learning*, pp. 3448–3457. PMLR.
- Kleindessner, M., P. Awasthi, and J. Morgenstern (2020). A notion of individual fairness for clustering. *arXiv preprint arXiv:2006.04960*.
- Lee, J. K., Y. Bu, D. Rajan, P. Sattigeri, R. Panda, S. Das, and G. W. Wornell (2021). Fair selective classification via sufficiency. In *International Conference on Machine Learning*, pp. 6076–6086. PMLR.
- Li, B., L. Li, A. Sun, C. Wang, and Y. Wang (2021a, 18–24 Jul). Approximate group fairness for clustering. In M. Meila and T. Zhang (Eds.), *Proceedings of the 38th International Conference on Machine Learning*, Volume 139 of *Proceedings of Machine Learning Research*, pp. 6381–6391. PMLR.
- Li, B., L. Li, A. Sun, C. Wang, and Y. Wang (2021b). Approximate group fairness for clustering. In *International Conference on Machine Learning*, pp. 6381–6391. PMLR.
- Li, P., H. Zhao, and H. Liu (2020, June). Deep fair clustering for visual learning. In *Proceedings of the IEEE/CVF Conference on Computer Vision and Pattern Recognition (CVPR)*.
- Lohaus, M., M. Perrot, and U. V. Luxburg (2020, 13–18 Jul). Too relaxed to be fair. In H. D. III and A. Singh (Eds.), *Proceedings of the 37th International Conference on Machine Learning*, Volume 119 of *Proceedings of Machine Learning Research*, pp. 6360–6369. PMLR.
- Mahabadi, S. and A. Vakilian (2020). Individual fairness for k-clustering. In *International Conference on Machine Learning*, pp. 6586–6596. PMLR.
- Makarychev, Y. and A. Vakilian (2021). Approximation algorithms for socially fair clustering. *arXiv preprint arXiv:2103.02512*.
- Micha, E. and N. Shah (2020). Proportionally fair clustering revisited. In *47th International Colloquium on Automata, Languages, and Programming (ICALP 2020)*. Schloss Dagstuhl-Leibniz-Zentrum für Informatik.
- P, D. and S. S. Abraham (2020, Jun). Representativity fairness in clustering. *12th ACM Conference on Web Science*.
- Padmanabhan, D. (2020). Whither fair clustering? In *AI for Social Good: Harvard CRCS Workshop*.
- Quy, T. L., A. Roy, G. Friege, and E. Ntoutsis (2021). Fair-capacitated clustering. *arXiv preprint arXiv:2104.12116*.

- Ranzato, F., C. Urban, and M. Zanella (2021). Fair training of decision tree classifiers. *arXiv preprint arXiv:2101.00909*.
- Schmidt, M., C. Schwiegelshohn, and C. Sohler (2019). Fair coresets and streaming algorithms for fair k-means. In *International Workshop on Approximation and Online Algorithms*, pp. 232–251. Springer.
- Schmidt, M. and J. Wargalla (2021). Coresets for constrained k-median and k-means clustering in low dimensional euclidean space. *arXiv preprint arXiv:2106.07319*.
- Zhang, W., A. Bifet, X. Zhang, J. C. Weiss, and W. Nejdl (2021). Farf: A fair and adaptive random forests classifier. In *Advances in Knowledge Discovery and Data Mining*, pp. 245–256. Springer International Publishing.
- Ziko, I. M., J. Yuan, E. Granger, and I. B. Ayed (2021). Variational fair clustering. In *Proceedings of the AAAI Conference on Artificial Intelligence*, Volume 35, pp. 11202–11209.