

Evaluating Predictive Uncertainty under Distributional Shift on Dialogue Dataset

Nyoungwoo Lee, ChaeHun Park, and Ho-Jin Choi

KAIST, Daejeon, South Korea

{leenw2, ddehun, hojinc}@kaist.ac.kr

Abstract

In open-domain dialogues, predictive uncertainties are mainly evaluated in a domain shift setting to cope with out-of-distribution inputs. However, in real-world conversations, there could be more extensive distributional shifted inputs than the out-of-distribution. To evaluate this, we first propose two methods, Unknown Word (*UW*) and Insufficient Context (*IC*), enabling gradual distributional shifts by corruption on the dialogue dataset. We then investigate the effect of distributional shifts on accuracy and calibration. Our experiments show that the performance of existing uncertainty estimation methods consistently degrades with intensifying the shift. The results suggest that the proposed methods could be useful for evaluating the calibration of dialogue systems under distributional shifts.

1 Introduction

Uncertainty estimation in open-domain dialogues has been widely studied (Kontogiorgos et al., 2019; Feng et al., 2020; van Niekerk et al., 2020; Penha and Hauff, 2021), but the predictive uncertainty is primarily evaluated in the domain shift setting (Penha and Hauff, 2021). This setting has an extreme distributional shift to assess the quality of uncertainty of the model under the out-of-distribution inputs. However, real-world conversations might have more extensive distributional shifted inputs than only the out-of-distribution (Ovadia et al., 2019). Indeed, safe deployment of models requires robustness in extensive distributional shifts (Amodei et al., 2016). Such capability is also essential for the dialogue systems participating in human conversations.

There has not previously been a rigorous empirical comparison of uncertainty estimation following the gradual distribution shifts of dialogue datasets. Just as making distributional shifts of the image dataset with corruption or perturbation of

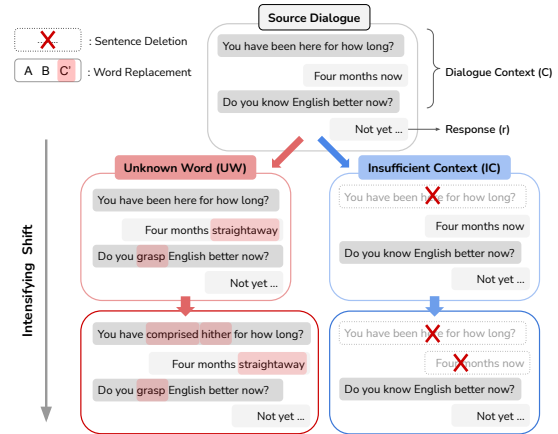


Figure 1: Examples of distributional shifted dialogue dataset using Unknown Word (*UW*) and Insufficient Context (*IC*).

the source image (Hendrycks and Dietterich, 2019), the dialogue dataset can also have gradual distributional shifts through the corruption of the source dialogue. For example, causes of uncertainty, such as incompleteness, ambiguity, and inaccuracy, may be inherent in the dialogues due to insufficient context or unknown words.

In this paper, we investigate the effect of distributional shifts on the accuracy and calibration of existing uncertainty estimation methods in the dialogue response ranking task. To study this work, we propose two methods, Unknown Word (*UW*) and Insufficient Context (*IC*), to make distributional shifts from the dialogue dataset. Each approach enables gradual changes in the distribution of dialogue data with information corruption in word-level and sentence-level, as shown in Figure 1.

Experimental results show that the accuracy and calibration of the model downgrade as intensifying the distributional shifts. Such results suggest that well-calibration on the validation and training datasets does not guarantee calibration for distributional shifts. Nonetheless, we find that the ensembles (Lakshminarayanan et al., 2017) outperforms

other methods in terms of accuracy and calibration. Besides, the post-hoc calibration method, temperature scaling (Guo et al., 2017) could be an efficient solution to maintain robustness under distributional shift.

2 Method

We shift the existing open-domain dialogue dataset using two methods, Unknown Word (*UW*) and Insufficient Context (*IC*), which make word-level and sentence-level changes (see Figure 1). In this section, we refer to the existing dialogue dataset as the source dataset.

2.1 UW: Unknown Word

The first method is to replace target words in the dialogue context with unknown words, making gradual distributional shifts with word-level changes. Just as it is hard to answer clearly when a human faces unknown words in a conversation, the appearance of unknown words can increase the uncertainty. We predict that shifting data in the direction of growing uncertainty will affect the calibration and accuracy of dialogue systems. Since pre-trained language models can build relational knowledge of words during the training phase (Petroni et al., 2019), we assume words that did not appear in the training phase are unknown words.

Word Replacement We aim to maintain the meaning of source dialogues as seamless. Thus, we use a synonym dictionary of Wordnet (Fellbaum, 1998) to replace the target words with synonyms. Since the synonym dictionary may return multiple synonyms, we choose one unknown synonym according to the following rules. If the rule could not find an alternative synonym, we look for another target word.

1. Exclude the synonyms of numbers (e.g., 2 → two, Two)
2. Exclude the synonyms consisting of two or more syllables (e.g., computer → data-processor, computing-machine)
3. Exclude the synonyms that appear in the training dataset
4. Select the one synonym with the farthest Levenshtein distance among the remaining synonyms (Yujian and Bo, 2007)

Select Target Words to Replace We consider the following two conditions when selecting the target words to replace.

- **Replacement Ratio:** The ratio of the target words to the total words in the dialogue context.
- **Word Importance:** The higher it is, the more important word for understanding the dialogue context.

To measure the importance of words, we use pre-trained BERT (Devlin et al., 2019), which fine-tunes as a training dataset of the source dataset. The attention weight of the target word(= token) for the given dialogue context is called the word importance. We shift the source dataset by controlling the two conditions.

2.2 IC: Insufficient Context

We then consider sentence-level changes, which deletes sentences in the source dialogue context. We predict that the more sentences are deleted from the dialogue context, the higher the uncertainty of the dialogues, which will affect the calibration and accuracy of the dialogue system.

Sentence Deletion We delete the initial sentences except those close to the dialogue’s response to keep semantic connections between sentences.

Select Target Sentences to Delete We consider the following condition when deleting sentences.

- **Deletion Ratio:** The ratio of the target sentences to the total sentences in the dialogue context.

Let’s suppose there is a dialogue instance, $D = \{C, r\}$ consisting of $C = \{u_1, u_2, u_3, u_4, u_5\}$ and a response r . If the deletion ratio is set to 20%, we delete the first two sentences from the original context C . Then we use the remaining context $C' = \{u_3, u_4, u_5\}$ and the r as the shifted dialogue instance $D' = \{C', r\}$. We shift the source dataset by controlling the sentence deletion ratio.

3 Experimental Setup

3.1 Dialogue Response Ranking

We consider the dialogue response ranking task (Wu et al., 2017; Qu et al., 2018; Gu et al., 2020; Penha and Hauff, 2020), which is mainly used for evaluating predictive uncertainty of the

dialogue systems. This task concerns retrieving the best response for the given dialogue context, by the ranking model training the relationship between dialogue context and its response.

3.2 Models

BERT-based Ranker We design a BERT-based ranker (Vig and Ramea, 2019) for learning the relationship between dialogue context and response. The input for BERT is the concatenation of the context C and the response r , separated by $[SEP]$ tokens. We then make predictions as follows: $f(C, r) = FFN(BERT_{CLS}(concat(C, r)))$.

w/Dropout For the dropout (Gal and Ghahramani, 2016), we use an the BERT-based ranker and employ dropout at the testing time. For predictions, we generate predictions of relevance by conducting $N(=5)$ forward passes. At this time, we assume that the mean and variance of N predictions are predictive probability and uncertainty.

w/Ensembles For the deep ensembles (Lakshminarayanan et al., 2017), we train $M(=5)$ BERT-based rankers using different random seeds on the same training dataset. We also assume that the mean and variance of the M predictions are predictive probability and uncertainty.

w/Temperature Scaling We also use a post-hoc calibration by temperature scaling (Guo et al., 2017) using a validation set.

3.3 Evaluation Metrics

Accuracy (Recall@1) \uparrow To evaluate the retrieval accuracy, we use the recall at 1 out of 10 candidates consisting of 9 candidates randomly chosen from the test set and 1 ground-truth response, called $R@1/10$.

Brier Score \downarrow The Brier score is a proper scoring rule for measuring the accuracy of predicted probabilities (Brier, 1950; Bröcker, 2009). It is computed as the squared error between a predicted probability vector and the one-hot encoded true response label. It is mainly used for classification tasks, but the response ranking task can also be assumed to be a classification task that determines whether a given candidate is correct or not.

Empirical Calibration Error (ECE) \downarrow To evaluate the calibration of neural rankers we use the Empirical Calibration Error (ECE) (Naeini et al., 2015). It can measure the correspondence between

predicted probabilities and accuracy. It is computed by the average gap between within bucket accuracy and within bucket predicted probability for C buckets (Penha and Hauff, 2021).

3.4 Dataset

We use DailyDialog (Li et al., 2017), which is widely used in open-domain dialogue research. The dataset contains 11,118 training and 1000 validation and test dialogue instances. We conduct a series of experiments under dataset distributional shifts, using the test dialogue instances.

3.5 Implementation Details

We fine-tune the pre-trained BERT (*bert-base-cased*) of the *huggingface-transformers* (Wolf et al., 2020) with the DailyDialog training dataset. In the training phase, we configure the training instances so that all turns except the first turn can be a response. We use a cross-entropy loss for 10 candidates consisting of 9 random negative samples and 1 ground-truth response. We then use the Adam optimizer (Kingma and Ba, 2015) with $lr = 2e^{-5}$, and we train with a batch size of 12 and fine-tune the model for 1 epoch.

4 Experiments and Results

4.1 Calibration and accuracy of neural rankers under distributional shifts

We first verify the calibration and accuracy of neural rankers under the gradual distributional shifts of the source dialogue dataset. Figure 2 shows the results for experiments that are intensifying the distributional shift by increasing the word replacement ratio of UW and sentence deletion ratio of IC , respectively. Experimental details are provided in Appendix A.

We can confirm that the accuracy decreases as the shift intensifies for both methods in Figures 2a and 2d¹. However, as accuracy decreases, the Brier score and ECE gradually increase (see Figures 2b and 2e). Such results suggest that calibration for validation and training distributions does not guarantee calibration for distributional shifts. Overall, we show that the ensembles have higher robustness under distributional shifts, and that it is useful to find answers using collective predictions in dialogues. In addition, a post-hoc calibration method,

¹The vanilla model and the model with temperature scaling have the same accuracy, and have subtle differences in the Brier Score.

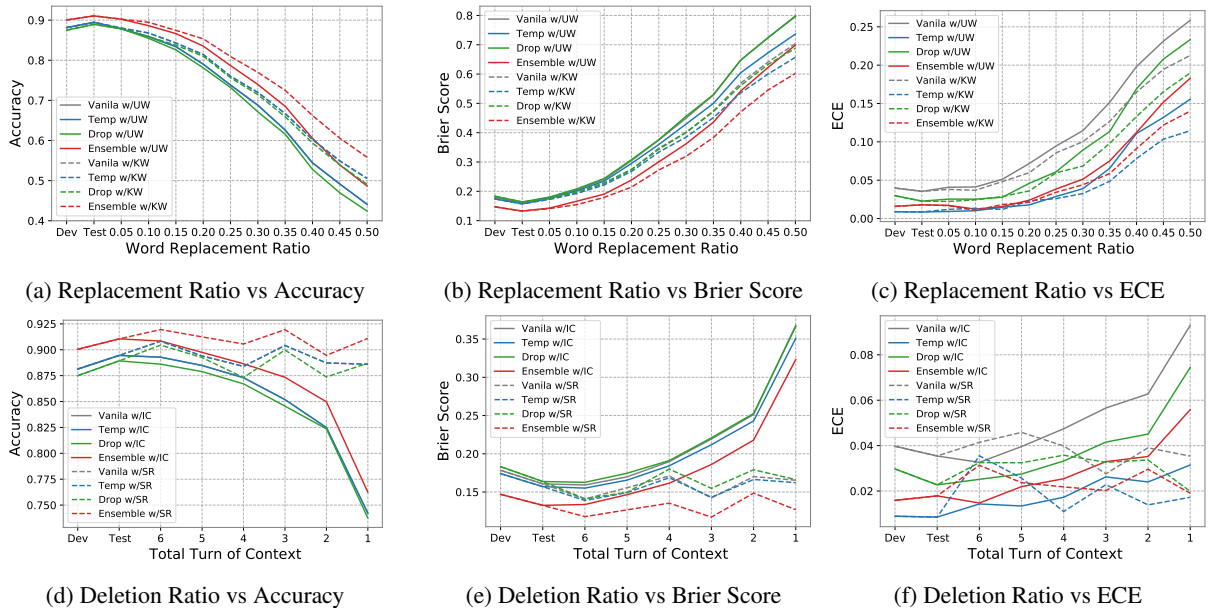


Figure 2: Results on the Accuracy (R@1/10), Brier score, and ECE of neural rankers under the distributional shifts with two methods and 2 comparisons, *UW*, *KW* (top) and *IC*, *SR* (bottom). Tables for numerical comparisons are provided in Appendix B and C.

the temperature scaling can be an efficient solution for maintaining calibration under distributional shifts (see Figures 2c and 2f).

We also evaluate the accuracy and calibration of neural rankers according to the importance of replacement words in the *UW* (see Appendix A and D). The more important words are replaced in the dialogue context, the downgrade accuracy the rankers are. Significant observations are that the ensembles and the temperature scaling do not significantly decrease the ECE even if the target words become more important, indicating that both methods effectively calibrate neural rankers.

4.2 Validity of distributional shift methods

We analyze the validity of proposed distributional shift methods. A comparison group for the *UW*, Known Word (*KW*)² is a method for replacing target words with known words that frequently occurred in the training dataset. We also set a Source (*SR*), which is a comparison group for the *IC* to verify whether the calibration of neural rankers is affected by the number of turns in the dialogue context. Detailed explanations are provided in Appendix A.

We confirm that *KW* showed better performance than *UW* as shown in Figures 2a, 2b, and 2c. The reason why *KW* tends to be similar to *UW*

²We assume the unknown word is a word that has appeared more than 5000 times in the training dataset.

even though the target word has been replaced with the known words is that the meaning of the context has often been corrupted by incorrect word replacements. Experiments on *SR* show that accuracy and calibration were maintained even when the source dataset became shorter, indicating that the calibration of the neural rankers was irrelevant to the length of the dialogue as shown in Figures 2d, 2e, and 2f. Consequently, methods for deleting sentences or replacing words could shift data distribution toward interfering with the calibration.

5 Conclusion

We presented evaluations of the accuracy and calibration of various uncertainty estimation methods under the gradual distributional shifts of the DailyDialog dataset. Despite performance degradation under distributional shift, the ensembles seem to achieve the best across overall metrics and are more robust to distributional shift. Besides, the post-hoc calibration method, temperature scaling could be an efficient solution for robustness under the shift. We proved that replacing essential words or deleting sentences are valid methods to make the distributional shifts in the dialogue dataset. The dialogue systems should be evaluated under the extensive dataset shift, and we hope our proposed methods useful for evaluating the systems.

References

- Dario Amodei, Chris Olah, Jacob Steinhardt, Paul Christiano, John Schulman, and Dan Mané. 2016. Concrete problems in ai safety. *arXiv preprint arXiv:1606.06565*.
- Glenn W Brier. 1950. Verification of forecasts expressed in terms of probability. *Monthly weather review*, 78(1):1–3.
- Jochen Bröcker. 2009. Reliability, sufficiency, and the decomposition of proper scores. *Quarterly Journal of the Royal Meteorological Society: A journal of the atmospheric sciences, applied meteorology and physical oceanography*, 135(643):1512–1519.
- Jacob Devlin, Ming-Wei Chang, Kenton Lee, and Kristina Toutanova. 2019. **BERT: Pre-training of deep bidirectional transformers for language understanding**. In *Proceedings of the 2019 Conference of the North American Chapter of the Association for Computational Linguistics: Human Language Technologies, Volume 1 (Long and Short Papers)*, pages 4171–4186, Minneapolis, Minnesota. Association for Computational Linguistics.
- Christiane Fellbaum. 1998. *WordNet: An Electronic Lexical Database*. Bradford Books.
- Yulan Feng, Shikib Mehri, Maxine Eskenazi, and Tiancheng Zhao. 2020. “none of the above”: **Measure uncertainty in dialog response retrieval**. In *Proceedings of the 58th Annual Meeting of the Association for Computational Linguistics*, pages 2013–2020, Online. Association for Computational Linguistics.
- Yarin Gal and Zoubin Ghahramani. 2016. Dropout as a bayesian approximation: Representing model uncertainty in deep learning. In *international conference on machine learning*, pages 1050–1059. PMLR.
- Jia-Chen Gu, Zhen-Hua Ling, and Quan Liu. 2020. Utterance-to-utterance interactive matching network for multi-turn response selection in retrieval-based chatbots. *IEEE/ACM Transactions on Audio, Speech, and Language Processing*, 28:369–379.
- Chuan Guo, Geoff Pleiss, Yu Sun, and Kilian Q Weinberger. 2017. On calibration of modern neural networks. In *International Conference on Machine Learning*, pages 1321–1330. PMLR.
- Dan Hendrycks and Thomas G. Dietterich. 2019. **Benchmarking neural network robustness to common corruptions and perturbations**. In *7th International Conference on Learning Representations, ICLR 2019, New Orleans, LA, USA, May 6-9, 2019*. OpenReview.net.
- Diederik P. Kingma and Jimmy Ba. 2015. **Adam: A method for stochastic optimization**. In *3rd International Conference on Learning Representations, ICLR 2015, San Diego, CA, USA, May 7-9, 2015, Conference Track Proceedings*.
- Dimosthenis Kontogiorgos, Andre Pereira, and Joakim Gustafson. 2019. **Estimating uncertainty in task-oriented dialogue**. In *2019 International Conference on Multimodal Interaction, ICMI ’19*, page 414–418, New York, NY, USA. Association for Computing Machinery.
- Balaji Lakshminarayanan, Alexander Pritzel, and Charles Blundell. 2017. **Simple and scalable predictive uncertainty estimation using deep ensembles**. In *Advances in Neural Information Processing Systems 30: Annual Conference on Neural Information Processing Systems 2017, December 4-9, 2017, Long Beach, CA, USA*, pages 6402–6413.
- Yanran Li, Hui Su, Xiaoyu Shen, Wenjie Li, Ziqiang Cao, and Shuzi Niu. 2017. **DailyDialog: A manually labelled multi-turn dialogue dataset**. In *Proceedings of the Eighth International Joint Conference on Natural Language Processing (Volume 1: Long Papers)*, pages 986–995, Taipei, Taiwan. Asian Federation of Natural Language Processing.
- Mahdi Pakdaman Naeini, Gregory Cooper, and Milos Hauskrecht. 2015. Obtaining well calibrated probabilities using bayesian binning. In *Proceedings of the AAAI Conference on Artificial Intelligence*, volume 29.
- Yaniv Ovadia, Emily Fertig, Jie Ren, Zachary Nado, D Sculley, Sebastian Nowozin, Joshua Dillon, Balaji Lakshminarayanan, and Jasper Snoek. 2019. **Can you trust your model’s uncertainty? Evaluating predictive uncertainty under dataset shift**. In *Advances in Neural Information Processing Systems*, volume 32. Curran Associates, Inc.
- Gustavo Penha and Claudia Hauff. 2020. Curriculum learning strategies for ir. In *European Conference on Information Retrieval*, pages 699–713. Springer.
- Gustavo Penha and Claudia Hauff. 2021. On the calibration and uncertainty of neural learning to rank models for conversational search. In *Proceedings of the 16th Conference of the European Chapter of the Association for Computational Linguistics: Main Volume*, pages 160–170.
- Fabio Petroni, Tim Rocktäschel, Sebastian Riedel, Patrick Lewis, Anton Bakhtin, Yuxiang Wu, and Alexander Miller. 2019. **Language models as knowledge bases?** In *Proceedings of the 2019 Conference on Empirical Methods in Natural Language Processing and the 9th International Joint Conference on Natural Language Processing (EMNLP-IJCNLP)*, pages 2463–2473, Hong Kong, China. Association for Computational Linguistics.
- Chen Qu, Liu Yang, W Bruce Croft, Johanne R Trippas, Yongfeng Zhang, and Minghui Qiu. 2018. Analyzing and characterizing user intent in information-seeking conversations. In *The 41st international acm sigir conference on research & development in information retrieval*, pages 989–992.

- Carel van Niekerc, Michael Heck, Christian Geischauser, Hsien-chin Lin, Nurul Lubis, Marco Moresi, and Milica Gasic. 2020. [Knowing what you know: Calibrating dialogue belief state distributions via ensembles](#). In *Findings of the Association for Computational Linguistics: EMNLP 2020*, pages 3096–3102, Online. Association for Computational Linguistics.
- Jesse Vig and Kalai Ramea. 2019. Comparison of transfer-learning approaches for response selection in multi-turn conversations.
- Thomas Wolf, Lysandre Debut, Victor Sanh, Julien Chaumond, Clement Delangue, Anthony Moi, Pierric Cistac, Tim Rault, Rémi Louf, Morgan Funtowicz, Joe Davison, Sam Shleifer, Patrick von Platen, Clara Ma, Yacine Jernite, Julien Plu, Canwen Xu, Teven Le Scao, Sylvain Gugger, Mariama Drame, Quentin Lhoest, and Alexander M. Rush. 2020. [Transformers: State-of-the-art natural language processing](#). In *Proceedings of the 2020 Conference on Empirical Methods in Natural Language Processing: System Demonstrations*, pages 38–45, Online. Association for Computational Linguistics.
- Yu Wu, Wei Wu, Chen Xing, Ming Zhou, and Zhoujun Li. 2017. Sequential matching network: A new architecture for multi-turn response selection in retrieval-based chatbots. In *Proceedings of the 55th Annual Meeting of the Association for Computational Linguistics (Volume 1: Long Papers)*, pages 496–505.
- Li Yujian and Liu Bo. 2007. A normalized levenshtein distance metric. *IEEE transactions on pattern analysis and machine intelligence*, 29(6):1091–1095.

A Experiment Details

In this section, we present distributional shift methods and shifted data statistics following each method. We extend 1000 test instances of the DailyDialog dataset, constructing each turn of the dialogues as a response. The total number of extended test instances is 6639, and we use this dataset as the source dataset. We describe detailed experimental procedures as necessary. Our implementation is using a GeForce RT 3090 for training, and each epoch takes about 115 minutes. Our BERT-based ranker model has 110M parameters.

A.1 UW: Word Replacement Ratio

ratio	Unknown Word (<i>UW</i>)		Known Word (<i>KW</i>)	
	# of dataset	targets	# of dataset	targets
0.05	5481	3.82	5481	3.82
0.10	6229	7.26	6229	7.26
0.15	6513	10.63	6512	10.64
0.20	6609	14.20	6611	14.20
0.25	6604	17.88	6618	17.85
0.30	6550	21.57	6561	21.54
0.35	6354	25.50	6456	25.38
0.40	5831	30.02	6060	29.65
0.45	4746	33.30	5137	33.41
0.50	2787	32.99	3130	33.92

Table 1: The total number of the dataset and the average number of replacement words, on the changes of the word replacement ratio.

We follow the *UW* method introduced in Section 2.1. We shift the source dataset by increasing the ratio of replacement words in the dialogue context. The statistics in the shifted test dataset on the changes of the word replacement ratio are as shown in Table 1. We compare the accuracy and calibration performance of Vanilla, Temperature Scaling, Dropout, and Ensemble models on the 10 conditions.

A.2 IC: Sentence Deletion Ratio

We follow the *IC* method introduced in Section 2.2. We shift the source dataset by increasing the sentence deletion ratio in the dialogue context. For the rigorous experiment, we filter and use only the source data with a context length of 6 turns. The total number of data is 2370, and the sentences are deleted one by one from the beginning, in order to construct the test dataset on each condition. We compare the accuracy and calibration performance of Vanilla, Temperature Scaling, Dropout, and Ensemble models on the 6 conditions.

A.3 KW: Word Replacement Ratio

In this experiment, we replace the target word with Known Word instead of Unknown Word for validation of the *UW* method. We assume the Known Word is a word that has occurred more than 5000 times in the training dataset. The data statistics are shown in Table 1. Other experimental methods are the same as Section A.1.

A.4 SR: Total Turn of Dialogue Context

In this experiment, we use source dataset with a real context length of 6 turn to 1 turn for validation of the *IC* method. Other experimental methods are the same as in Section A.2.

A.5 UW: Word Importance

importance	interval	# of dataset	targets
1	[0, 20)	5925	6.58
2	[20, 40)	5925	6.98
3	[40, 60)	5925	6.98
4	[60, 80)	5925	6.98
5	[80, 100)	5925	7.39

Table 2: The attention interval, the total number of the dataset, and the average number of replacement words, on the changes of the word importance.

In this experiment, we investigate the impact of the importance of replacement words on the accuracy and calibration of the model. We first fix the word replacement ratio at 20%. We then sort the words(= token) in the dialogue context in order of each attention weight, and divide them into five buckets to rank their importance. For example, word importance 1 corresponds to the lower 20% words in sorted words in the dialogue context. The data statistics are shown in Table 2. We compare the accuracy and calibration performance of Vanilla, Temperature Scaling, Dropout, and Ensemble models on the 5 conditions (see Appendix D).

B Tables of Metrics (UW, IC)

The tables below report the Accuracy (R@1/10), Brier score, and ECE for each model and dataset are computed over *UW* and *IC* distributional shifts of the dataset.

B.1 UW: Word Replacement Ratio

Method	Vanilla			Temp. Scaling			Dropout			Ensemble		
	Acc	Brier	ECE	Acc	Brier	ECE	Acc	Brier	ECE	Acc	Brier	ECE
dev	0.881	0.178	0.040	0.881	0.174	0.009	0.875	0.183	0.030	0.900	0.147	0.016
test	0.895	0.161	0.035	0.895	0.157	0.009	0.889	0.164	0.023	0.911	0.133	0.018
0.05	0.878	0.180	0.041	0.878	0.175	0.009	0.878	0.180	0.025	0.902	0.142	0.017
0.10	0.859	0.206	0.041	0.859	0.202	0.010	0.855	0.208	0.025	0.886	0.166	0.012
0.15	0.834	0.240	0.051	0.834	0.235	0.015	0.826	0.244	0.028	0.866	0.190	0.016
0.20	0.790	0.305	0.072	0.790	0.295	0.018	0.781	0.308	0.046	0.835	0.238	0.024
0.25	0.738	0.375	0.095	0.738	0.360	0.029	0.732	0.376	0.061	0.787	0.300	0.038
0.30	0.688	0.450	0.115	0.688	0.429	0.039	0.671	0.456	0.089	0.740	0.362	0.051
0.35	0.626	0.528	0.152	0.626	0.500	0.066	0.616	0.530	0.113	0.685	0.436	0.075
0.40	0.544	0.647	0.198	0.544	0.605	0.111	0.528	0.648	0.169	0.605	0.542	0.112
0.45	0.492	0.725	0.231	0.492	0.673	0.132	0.470	0.724	0.208	0.539	0.623	0.152
0.50	0.441	0.796	0.259	0.441	0.737	0.156	0.424	0.798	0.233	0.487	0.699	0.183

Table 3: Numerical results in the Accuracy, Brier Score, and ECE of each model on the changes of the word replacement ratio in the dialogue context. The ratio of word replacement changes from 0.05 to 0.50 in 0.05 units.

B.2 IC: Sentence Deletion Ratio

Method	Vanilla			Temp. Scaling			Dropout			Ensemble		
	Acc	Brier	ECE	Acc	Brier	ECE	Acc	Brier	ECE	Acc	Brier	ECE
dev	0.881	0.178	0.040	0.881	0.174	0.009	0.875	0.183	0.030	0.900	0.147	0.016
test	0.895	0.161	0.035	0.895	0.157	0.009	0.889	0.164	0.023	0.911	0.133	0.018
0/6	0.893	0.159	0.033	0.893	0.155	0.014	0.886	0.163	0.025	0.908	0.134	0.015
1/6	0.885	0.170	0.040	0.885	0.166	0.013	0.879	0.175	0.028	0.897	0.147	0.022
2/6	0.873	0.190	0.047	0.873	0.184	0.017	0.867	0.191	0.033	0.886	0.162	0.025
3/6	0.852	0.219	0.057	0.852	0.212	0.026	0.846	0.221	0.042	0.873	0.186	0.033
4/6	0.825	0.251	0.063	0.825	0.243	0.024	0.824	0.253	0.045	0.850	0.218	0.035
5/6	0.742	0.368	0.093	0.742	0.351	0.031	0.738	0.366	0.074	0.762	0.323	0.056

Table 4: Numerical results in the Accuracy, Brier Score, and ECE of each model on the changes of the sentence deletion ratio in the dialogue context. The ratio of sentence deletion changes from 0 to 5/6 in 1/6 units.

C Tables of Metrics (KW, SR)

The tables below report the Accuracy (R@1/10), Brier score, and ECE for each model and dataset are computed over *KW* and *SR* distributional shifts of the dataset.

C.1 KW: Word Replacement Ratio

Method	Vanilla			Temp. Scaling			Dropout			Ensemble		
	Acc	Brier	ECE	Acc	Brier	ECE	Acc	Brier	ECE	Acc	Brier	ECE
dev	0.881	0.178	0.040	0.881	0.174	0.009	0.875	0.183	0.030	0.900	0.147	0.016
test	0.895	0.161	0.035	0.895	0.157	0.009	0.889	0.164	0.023	0.911	0.133	0.018
0.05	0.880	0.176	0.038	0.880	0.172	0.012	0.879	0.176	0.022	0.903	0.141	0.017
0.10	0.868	0.196	0.037	0.868	0.193	0.013	0.859	0.198	0.024	0.895	0.154	0.011
0.15	0.843	0.227	0.048	0.843	0.222	0.012	0.838	0.229	0.029	0.875	0.179	0.018
0.20	0.814	0.274	0.060	0.814	0.268	0.023	0.810	0.275	0.036	0.853	0.214	0.021
0.25	0.760	0.347	0.086	0.760	0.334	0.026	0.757	0.343	0.060	0.809	0.273	0.034
0.30	0.720	0.401	0.100	0.720	0.385	0.033	0.714	0.401	0.068	0.770	0.320	0.044
0.35	0.667	0.474	0.127	0.667	0.452	0.049	0.659	0.472	0.098	0.725	0.384	0.059
0.40	0.603	0.569	0.165	0.603	0.536	0.078	0.594	0.561	0.133	0.662	0.471	0.091
0.45	0.549	0.641	0.194	0.549	0.600	0.103	0.539	0.633	0.165	0.606	0.545	0.122
0.50	0.505	0.704	0.213	0.505	0.657	0.114	0.491	0.688	0.190	0.558	0.602	0.140

Table 5: Numerical results in the Accuracy, Brier Score, and ECE of each model on the changes of the word replacement ratio in the dialogue context. The ratio of word replacement changes from 0.05 to 0.50 in 0.05 units.

C.2 SR: Total Turn of Dialogue Context

Method	Vanilla			Temp. Scaling			Dropout			Ensemble		
	Acc	Brier	ECE	Acc	Brier	ECE	Acc	Brier	ECE	Acc	Brier	ECE
dev	0.881	0.178	0.040	0.881	0.174	0.009	0.875	0.183	0.030	0.900	0.147	0.016
test	0.895	0.161	0.035	0.895	0.157	0.009	0.889	0.164	0.023	0.911	0.133	0.018
6	0.908	0.141	0.041	0.908	0.139	0.036	0.904	0.141	0.033	0.919	0.118	0.031
5	0.894	0.156	0.046	0.894	0.149	0.026	0.892	0.150	0.032	0.912	0.127	0.024
4	0.884	0.171	0.040	0.884	0.169	0.011	0.873	0.180	0.036	0.906	0.135	0.022
3	0.904	0.142	0.028	0.904	0.143	0.023	0.900	0.155	0.033	0.919	0.117	0.020
2	0.887	0.170	0.039	0.887	0.166	0.014	0.874	0.179	0.034	0.895	0.149	0.030
1	0.886	0.165	0.035	0.886	0.162	0.017	0.887	0.166	0.020	0.911	0.127	0.019

Table 6: Numerical results in the Accuracy, Brier Score, and ECE of each model on the changes of the length (turn) of the dialogue context. The length changes from 6 turn to 1 turn.

D Figure and Table of Metrics (UW: Word Importance)

The figure and table below report the Accuracy (R@1/10), Brier score, and ECE for each model and dataset are computed over UW distributional shifts on changes of word importance.

D.1 Figure

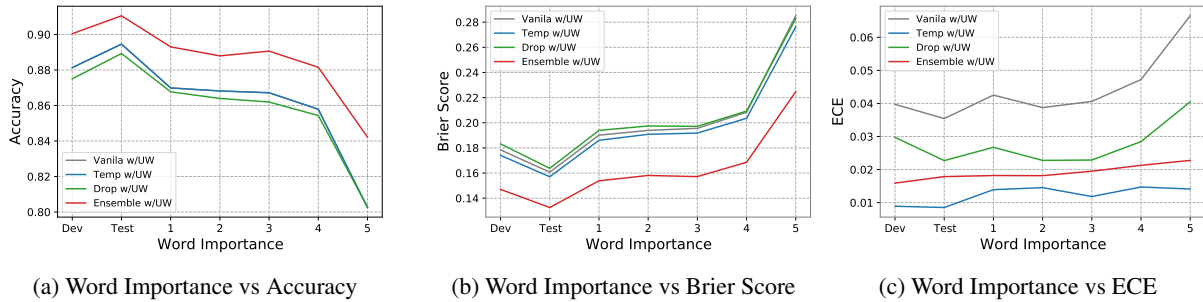


Figure 3: Results on the Accuracy, Brier score, and ECE of models under the distributional shifts with UW strategy on the changes of the word importance.

D.2 Table of Metrics

Method	Vanilla			Temp. Scaling			Dropout			Ensemble		
	Acc	Brier	ECE	Acc	Brier	ECE	Acc	Brier	ECE	Acc	Brier	ECE
dev	0.881	0.178	0.040	0.881	0.174	0.009	0.875	0.183	0.030	0.900	0.147	0.016
test	0.895	0.161	0.035	0.895	0.157	0.009	0.889	0.164	0.023	0.911	0.133	0.018
1	0.870	0.190	0.043	0.870	0.186	0.014	0.868	0.194	0.027	0.893	0.154	0.018
2	0.868	0.194	0.039	0.868	0.191	0.015	0.864	0.197	0.023	0.888	0.158	0.018
3	0.867	0.196	0.041	0.867	0.192	0.012	0.862	0.197	0.023	0.891	0.157	0.019
4	0.858	0.208	0.047	0.858	0.204	0.015	0.854	0.209	0.028	0.882	0.169	0.021
5	0.803	0.285	0.067	0.803	0.276	0.014	0.803	0.283	0.040	0.842	0.225	0.023

Table 7: Numerical results in the Accuracy, Brier Score, and ECE of each model on the changes of the word importance. The word importance changes from 1 to 5.