

Deep DNA Storage: Scalable and Robust DNA Storage via Coding Theory and Deep Learning

Daniella Bar-Lev^{1,*}, Itai Orr^{2,3,*}, Omer Sabary, Tuvi Etzion¹ and Eitan Yaakobi¹

¹Department of Computer Science, Technion – Israel Institute of Technology, Haifa, Israel

²Faculty of Engineering and the Institute for Nanotechnology and Advanced Materials, Bar Ilan University, Ramat-Gan, Israel

³Wisense Technologies Ltd., Tel Aviv, Israel

***These authors contributed equally**

Abstract

The concept of DNA storage was first suggested in 1959 by Richard Feynman¹ who shared his vision regarding nanotechnology in the talk “*There is plenty of room at the bottom*”. Later, towards the end of the 20-th century, the interest in storage solutions based on DNA molecules was increased as a result of the human genome project which in turn led to a significant progress in sequencing and assembly methods. DNA storage enjoys major advantages over the well-established magnetic and optical storage solutions. As opposed to magnetic solutions, DNA storage does not require electrical supply to maintain data integrity. In addition, DNA storage is superior to other storage solutions in both density and durability. Given the trends in cost decreases of DNA synthesis and sequencing, it is now acknowledged that within the next 10 – 15 years DNA storage may become a highly competitive archiving technology and probably later the main such technology. With that said, the current implementations of DNA based storage systems are very limited and are not fully optimized to address the unique pattern of errors which characterize the synthesis and sequencing processes. In this work, we propose a robust, efficient and scalable solution to implement DNA-based storage systems. Our method deploys Deep Neural Networks (DNN) which reconstruct a sequence of letters based on imperfect cluster of copies generated by the synthesis and sequencing processes. A tailor-made Error-Correcting Code (ECC) is utilized to combat patterns of errors which occur during this process. Since our reconstruction method is adapted to imperfect clusters, our method overcomes the time bottleneck of the noisy DNA copies clustering process by allowing the use of a rapid and scalable pseudo-clustering instead. Our architecture combines between convolutions and transformers blocks and is trained using synthetic data modelled after real data statistics.

1. Introduction

A DNA molecule consists of four building blocks called *nucleotides*: Adenine(*A*), Cytosine(*C*), Guanine(*G*) and Thymine(*T*). A single DNA strand, also called *oligonucleotide*, is an ordered sequence of some combination of these nucleotides and can be abstracted as a string over the alphabet $\{A, C, G, T\}$. The ability to chemically synthesize almost any possible nucleotides sequence makes it possible to store digital data on DNA strands. A DNA storage system is composed of three important entities (see Figure 1):

1. DNA synthesizer - the synthesizer produces the strands that encode the data to be stored in DNA. It should be note that, the current synthesis technologies cannot produce one single copy per strands, but only multiple copies. Moreover, the length of the strands produced by the synthesizer is typically bounded by roughly 200-300 nucleotides in order to sustain acceptable error rate.
2. Storage container - a container with compartments that stores the DNA strands in an unordered manner.
3. DNA sequencer - the sequencer reads back the strands and transfers them back to digital data.

DNA as a storage system has several attributes that differentiate it from any other storage system. The first is the inherent redundancy obtained by the synthesis and the sequencing processes, where each synthesized DNA strand has several copies. The second is that the strands are not ordered in the memory and thus it is not possible to know the order in which they were stored. The third attribute is the unique error behavior. Both the synthesis and the sequencing processes introduce errors to the synthesized DNA strands. The errors are mostly of three types, insertion, deletion, and substitution, where the error rates and their behavior depend on the synthesis and sequencing technologies². Since the synthesis and the sequencing processes are both error-prone, the conversion of the binary user data into strands of DNA could affect the data integrity. Therefore, to guarantee the ability to revert back to the original binary data of the user, ECC must be utilized.

The first large scale experiments that demonstrated the potential of *in vitro* DNA storage were reported by Church et al.³ who recovered 643KB of data and Goldman et al.⁴ who accomplished the same task for a 739KB message. However, both groups did not recover the entire message successfully due to the lack of usage in an appropriate coding solution to correct errors. Later, Grass et al.⁵ used a Reed Solomon based coding solution in their DNA storage experiment, where they stored and recovered successfully 81KB message. In 2017, Erlich and Zielenski⁶ presented *DNA Fountain*, a coding scheme that is based on Luby transform. In their experiment they stored and recovered 2.11 MB of data. Additionally, in 2017 Organick et al.⁷ developed and demonstrated a scheme that allows random

access using DNA strands, where they stored 200 MB of data. Also In 2017, Yazdi et al.⁸ presented a new coding scheme that was designed to correct errors from Nanpore sequencers, which is a faster and cheaper sequencing technology that allows longer strands but has higher error rate. In their experiment they encoded 3.633KB of data which was successfully recovered. Recently, Anavy et al.⁹ discovered that the capacity of the DNA storage can be increased using composite letters.

In a DNA storage system, all the noisy copies of the designed DNA sequences which contain the encoded data, are all being stored together, unordered, in one DNA tube. Hence, to retrieve the encoded data, a *clustering* algorithm should be applied on the data. In this clustering step, the unordered set of noisy copies from the tube is partitioned into clusters, where the goal is to partition the noisy copies into clusters such that all the copies in each cluster are originated from the same original designed DNA strand. Then, a *reconstruction* algorithm should be applied on each cluster to estimate the original designed strand from its noisy copies. The use of a clustering algorithm and then a reconstruction algorithm utilizes the inherent redundancy of DNA synthesis and sequencing to correct most of the errors. Then, if an ECC is applied on the designed DNA strands, the remaining errors can be corrected using a decoding procedure for the ECC.

In the *DNA reconstruction problem*¹⁰⁻¹², the goal is to estimate a sequence (with zero or small error probability in the estimation), from a set of its noisy copies. One of the challenges in the DNA storage channel is that we do not necessarily have control on the size of a cluster, and it is very likely that this size is significantly smaller than the required minimum size that guarantees a unique decoding of the designed DNA strand. Under this setup, a sequence x (the designed DNA strand) is transmitted t times over the deletion-insertion-substitution channel and generates t noisy copies (the cluster). A DNA reconstruction algorithm is a mapping which receives the t noisy copies as an input and produces \hat{x} , an estimation of x , and the target is to minimize the distance between x and \hat{x} .

In most of the previous DNA storage experiments the DNA reconstruction problem was not tackled directly from the following three reasons. First, the errors in DNA include deletions and insertions, which are known to be a challenging type of errors that are yet far from being solved optimally¹³⁻¹⁹. Second, the clustering problem, which precedes the reconstruction problem is a challenging problem by itself²⁰. This is especially challenging when applied to DNA storage where the number of clusters can be extremely large. Third, most of the theoretical reconstruction algorithms, which were designed to address deletion and insertion errors, assumed that the clusters were partitioned (almost) perfectly^{10,21,22}, or were designed to work on a large block-length^{21,23-26}. Instead, in most of these previous experiments^{5,6,27}, the coding technique used redundant symbols which were added to each designed DNA strand (inner coding), or redundant DNA strands that were added (outer coding) in order to detect and correct the deletions and insertions errors. In these techniques, the clustering and

the reconstruction steps can be avoided. However, the inherent redundancy of the DNA synthesis and sequencing was not utilized and hence the system has some wasted redundancy. In a parallel work, Nahum et al.²⁸ proposed a single-strand reconstruction method, which is suitable for text files and image files and is based on an encoder-decoder transformers architecture.

In the current work, we present an end-to-end practical solution to the DNA reconstruction problem, which is resilient to clustering errors, and therefore allows us to use a simple and efficient pseudo-clustering algorithm effectively making our method a scalable solution for DNA storage. Our results on the noisy clusters are competitive to state-of-the-art reconstruction algorithms when the latter are evaluated on perfect clusters. In addition, our solution demonstrates a significant improvement in runtime performance, compared to previously published algorithms.

Our solution is based on DNN trained with synthetic data to overcome errors originating from the synthesis and sequencing processes as well as the clustering step. The model, termed DNAformer, uses a combination of convolutions and transformers to reconstruct a sequence of letters based on a non-fixed number of varying lengths of noisy copies generated in the synthesis and sequencing processes. Our training methodology uses a small amount of real data to model the errors during the synthesis and sequencing processes. The error rates analysis and characterization were done using the SOLQC tool²⁹ and once these errors are modeled, synthetic data can be generated to train a DNN in any quantity required. The Synthetic Data Generator (SDG) is based on the DNA storage simulator³⁰ where the error injection module was adapted to increase the performance of the DNN. An important distinguishing property of this methodology is that the errors need to be modeled only once for each synthesis and sequencing processes, which makes our method scalable and cost effective.

2. Results

A comparison of our method to current state-of-the-art results is provided in Table 1, where DNAformer achieves competitive results in comparison to previous reported methods. This performance is achieved even though our results are reported for imperfect clusters, based on our pseudo clustering method, while previous methods utilize near-perfect clustering, unattainable in a real-world data-storing application. Another three promising reconstruction algorithms were presented by Yazdi et al.⁸ and by Srinivasavaradhan et al.¹¹. The first was designed by Yazdi et al.⁸ for their coding scheme to correct errors caused by Nanopore sequencers, therefore it relies on some coding constraints (such as exactly 50% of GC-content). It should be noted that these constraints are not satisfied in our tested datasets. In the second work by Srinivasavaradhan et al.¹¹, two algorithms were presented, both of them are based on trellises that model the noisy copies and their probabilities and allow efficient method to compute and return the sequence that maximizes the posterior

probability. To the best of our knowledge there is no available implementation of these two algorithms. A future research should compare our method with these algorithms. A Similar approach to one presented by Srinivasavaradhan et al.¹¹ was also studied by Lenz et al.¹².

The results show that our method achieves a failure rate of 0.02%, 1.3%, and 0.23% on the datasets provided by Erlich et al.⁶, Grass et al.⁵, and Organick et al.⁷, respectively. In all the datasets DNAformer achieves an inference time of about 10ms per batch of 128 clusters, each containing up to 32 noisy copies; making it a highly scalable method for real-world applications of DNA storage.

Our method utilized synthetic data only during training, meaning, we did not use real-data during the training of the models. The models were separately trained until convergence, on each dataset errors distribution. Training took 10 epochs with 1.5M clusters in each epoch with the same initial conditions, fixed seed, loss function, and hyper-parameters. Further details on the data modelling and generation, model architecture and training can be found in the ‘Methods’ section.

Table 1 | Performance comparison to state-of-the-art methods. Our method achieves a failure rate of 0.02%, 1.3%, and 0.23% on Erlich et al.⁶, Grass et al.⁵, and Organick et al.⁷ datasets, respectively, with an inference time of 10 ms per batch of clusters.

		Clustering	Erlich et al. ⁶	Grass et al. ⁵	Organick et al. ⁷
Failure rate	DNAformer (our)	Pseudo	0.02%	1.3%	0.23%
	Iterative Recon. ¹⁰	Near-perfect	0.019%	0.8%	0.26%
	BMA Look Ahead ³¹	Near-perfect	0.02%	1%	0.233%
	Divider BMA ¹⁰	Near-perfect	0.02%	1.75%	0.24%
Inference time	DNAformer (our)	Pseudo	0.01 s/batch		
	Iterative Recon. ¹⁰	Near-perfect	270 s/batch		
	BMA Look Ahead ³¹	Near-perfect	0.75 s/batch		
	Divider BMA ¹⁰	Near-perfect	0.7 s/batch		

Our DNAformer can run on a CPU (Central Processing Unit) as well as on a GPU (Graphics Processing Unit), while the other algorithms were designed to work only on a CPU. Additionally, the results of our algorithm represent the evaluation of DNN reconstruction on noisy clusters that were obtained using our pseudo-clustering algorithm (see Section 6.1). The results of the other algorithms represent evaluation of the given algorithms on almost perfect clusters, which were obtained by matching each noisy copy to the closest designed sequence. It should be noted that this is not a realistic scenario since in actual storage systems the designed sequences are not given. Future research should compare

the algorithms on the same input clusters, for perfect clusters, for clusters obtained by existing clustering algorithms²⁰, and for noisy clusters obtained by our pseudo-clustering.

Since our data generation method used the publicly available datasets⁵⁻⁷ to model the synthesis and sequencing errors, it is important to verify that there is no case of overfitting when reporting the results on these datasets. To verify this issue, we randomly split each dataset in half. One half of each dataset was used to generate the error statistics for our SDG and the other half was used for evaluation. In other words, the evaluation was performed on un-modelled data.

The results of this examination are presented in Table 2, where we report a good fit between the evaluation on the full and split datasets, thereby supporting the results reported in Table 1.

Table 2| Performance comparison between full and split datasets. The results show a good fit between the full and split dataset cases. The split dataset case uses half of the data to generate error statistics for the SDG and evaluates on the other half of un-modelled data.

Dataset	Erlich et al. ⁶		Grass et al. ⁵		Organick et al. ⁷	
	Full	Split	Full	Split	Full	Split
Synthesis	Twist Bioscience		CustomArray		Twist Bioscience	
Sequencing	Illumina miSeq		Illumina miSeq		Illumina NextSeq	
Dataset size	72,000	36,001	4,989	2,495	596,499	298,249
Number of wrong predictions*	16	7	64	31	1,373	630
Error percentage	0.02%	0.019%	1.3%	1.25%	0.23%	0.21%

*Wrong prediction is defined as having at least one wrong character out of the entire predicted sequence.

Assessing the quality of our SDG was performed using the dataset provided by Organick et al.⁷ due to its relatively large size. The results are provided in Table 3 where we examined four data configurations. All configurations used the same model, hyperparameters, training settings and were trained for 10 epochs until convergence. To create the evaluation, the dataset was split into 425,006 frames for validation and 141,668 frames were used to model the error statistics and were also used to train the ‘Real data’ configuration. The ‘SDG’ configuration used 1.5M clusters per epoch. The ‘label + SDG’ configuration used real DNA designed strands as labels and generated synthetic copies at each iteration. The ‘mixed real and synthetic data’ configuration utilized a linearly, progressive blending between the two data sources, which started with synthetic data only in the first epoch and ended with real data only in the last epoch. The results show that utilizing our SDG can not only replace real data, which is expensive and time consuming to acquire, but also improve performance, largely due

to the un-limited amount of synthetic data that can be generated. Furthermore, the results show a small improvement when combining between a small amount of real data and a large amount (x10) of synthetic data.

Table 3 | Comparison between real and synthetic data performance. The results show the proposed SDG achieves better performance than real data-based training. The combination of real and synthetic data achieved best performance.

	SDG	Labels + SDG	Real data	Mixed real and synthetic data
Number of wrong predictions*	988	1155	1460	948
Failure rate	0.23%	0.27%	0.34%	0.22%

*Wrong prediction is defined as having at least one wrong character out of the entire predicted sequence.

When considering the whole data recovery process, we can distinguish between two types of errors in the sequence level (consider whether the prediction is correct or not for each cluster):

1. Missing clusters – when we do not sample noisy copies of some cluster or when we do sample noisy copies but misclassified them during our pseudo clustering step.
2. Wrong predictions – when the DNN prediction is not equal to the (original) designed DNA strand.

Table 4 | Missing clusters and wrong prediction analysis. The evaluation was performed on the split datasets, where the training configuration was ‘SDG’.

	Erlich et al. ⁶	Grass et al. ⁵	Organick et al. ⁷
Number of tested clusters	35,999	2,495	298,249
Missing clusters*	0	1	5,325
Number of empty clusters due to wrong pseudo-clustering	10	20	127
Wrong predictions	7	31	606
Success rate from existing clusters	99.95%	97.95%	99.75%
Total success rate	99.95%	97.91%	97.97%

* The tested clusters were drawn randomly from the set of non-empty clusters such that half of them is selected. Therefore, the number of missing clusters is estimated to be half of the number of missing clusters in the entire data set.

Lastly, for each divided dataset we analyzed the errors within any wrong prediction (see Figures 3-6). For each wrong prediction we considered the Hamming distance and the edit distance between the prediction and the corresponding designed DNA strand. The Hamming distance between two sequences with the same length is defined to be the number of locations where the two sequences are different, i.e., the sequences have different letters on these locations. The edit distance between two sequences is defined to be the required minimum number of insertions, deletions, and letter substitutions operations to transform one sequence to the other. We also considered the difference between the Hamming and the edit distances for each wrong prediction.

3. Discussion

The conventional way to address missing clusters is by applying an outer ECC (for substitutions or erasures) on the clusters, that is, adding some redundant clusters in order to retrieve the missing ones. In addition, since deletions and insertions are hard to handle, in most of the previous works, there was no effort to correct the wrong predictions. Instead, these were considered as substitutions in the outer code; codes with enough redundant clusters were used in order to overcome both, missing clusters and wrong predictions.

Nevertheless, when considering the errors within wrong predictions obtained by our solution and presented in Figures 3-6, we see that most of the wrong predictions suffer only a small number of substitution errors (and no insertion or deletion errors). Hence, an inner ECC, that can correct up to e substitutions (for some parameter e) can be used within each cluster in order to correct these substitutions. Using such an inner code, the majority of the correct designed DNA strands can be retrieved from the corresponding wrong predictions. Future research should design new coding schemes that can utilize this error behavior to use less redundancy symbols while maintaining the same data integrity. A promising candidate for such schemes is the family of tensor-product codes³². The results in Figures 3-6 suggest that in each of the tested datasets, even when the output of the reconstruction method is not accurate, in the majority of the wrong predictions we have only Hamming errors (in this case the Hamming and the edit distances are equal) and their number is significantly small.

Our solution is centered around a DNN to perform the DNA reconstruction. However, current cost of producing a large volume of real data for training such a model is high. In addition, since there is a need to employ an ECC, each change in the design of the code will require to generate a new dataset. For these reasons, we turn to synthetic data to train our model.

Our training methodology uses a small amount of data from real experiments to model the errors and create an SDG from which we can create an unlimited amount of training data. In the current design,

the coding scheme is decoupled from the model. This allows to easily adapt the model to any coding scheme. Future experiments should examine combining the two to create an end-to-end process. Whenever using simulated data for real-world applications, it is important to verify that the domain transfer (i.e., from simulated to real data) works well, as our experiments evidently show.

To overcome the runtime limitations of current DNA storage pipelines, while using the inherent redundancy of the DNA storage channel, our design uses a naïve and very efficient method for pseudo-clustering. However, this comes at a cost of noise within each cluster. Therefore, the DNA reconstruction algorithm needs to be able to handle this type of noise. DNN are a good fit for these requirements due to their parallel computational nature and GPU implementations, which allowed us to achieve inference time an order of magnitude faster than previous solutions.

The data embedding method used is adapted to fit a communication channel where the major source of errors is substitution. More specifically, we adapt the notion of ‘Non-Coherent Integration’ and use elementwise summation to increase the model confidence towards a specific letter at each index.

We suspect that in cases where the dominant errors are deletion or insertion the model architecture and data embedding should be adapted to better handle these types of errors.

Our model architecture combines between a convolution-based, Xception styled encoder and a transformers backbone with an output length of the entire sequence. Further experiments should be conducted to examine the relationship between these parts and compared to additional baseline architectures.

4. Conclusion

In this work we present a scalable method for DNA storage which overcomes a main bottleneck in current solutions for balancing failure rate and run-time. Our method is centered around a DNN to reconstruct a sequence of letters based on imperfect but highly efficient and fast pseudo-clustering method using a clever ECC. Our results showed that DNN can significantly improve the decoding process in DNA storage system, effectively shortening a DNA storage system response time by several orders of magnitude. From a broader perspective, our DNN-based approach allows to abstract the whole end-to-end solution as a simple substitution channel and neglect the original deletion and insertion types of errors. In future work, it will be interesting to understand how similar methods can be exploited to other and communication channels, and in particular, other synchronization channels.

References

1. Feynman, R. There's Plenty of Room at the Bottom. *Eng. Sci. Calif. Inst. Technol.* **23**, 22–36 (1960).
2. Heckel, R., Mikutis, G. & Grass, R. N. A Characterization of the DNA Data Storage Channel. *Sci. Rep.* **9**, (2019).
3. Church, G. M., Gao, Y. & Kosuri, S. Next-generation digital information storage in DNA. *Science (80-.)*. **337**, 1628 (2012).
4. Goldman, N. *et al.* Towards practical, high-capacity, low-maintenance information storage in synthesized DNA. *Nature* **494**, (2013).
5. Grass, R. N., Heckel, R., Puddu, M., Paunescu, D. & Stark, W. J. Robust chemical preservation of digital information on DNA in silica with error-correcting codes. *Angew. Chemie - Int. Ed.* **54**, (2015).
6. Erlich, Y. & Zielinski, D. DNA Fountain enables a robust and efficient storage architecture. *Science (80-.)*. **355**, (2017).
7. Organick, L. *et al.* Scaling up DNA data storage and random access retrieval. *bioRxiv* (2017). doi:10.1101/114553
8. Hossein TabatabaeiYazdi, S. M., Gabrys, R. & Milenkovic, O. Portable and Error-Free DNA-Based Data Storage. *Sci. Rep.* **7**, (2017).
9. Anavy, L., Vaknin, I., Atar, O., Amit, R. & Yakhini, Z. Data storage in DNA with fewer synthesis cycles using composite DNA letters. *Nat. Biotechnol.* **37**, (2019).
10. Sabary, O., Yucovich, A., Shapira, G. & Yaakobi, E. Reconstruction Algorithms for DNA-Storage Systems. *bioRxiv* (2020).
11. Srinivasavaradhan, S. R., Gopi, S., Pfister, H. D. & Yekhanin, S. Trellis BMA: Coded Trace Reconstruction on IDS Channels for DNA Storage. *arXiv* (2021).
12. Lenz, A. *et al.* Concatenated Codes for Recovery From Multiple Reads of DNA Sequences. *arXiv* (2020).
13. Bukh, B., Guruswami, V. & Hastad, J. An improved bound on the fraction of correctable deletions. *IEEE Trans. Inf. Theory* **63**, 93–103 (2017).
14. Mitzenmacher, M. & Drinea, E. A simple lower bound for the capacity of the deletion channel. *IEEE Trans. Inf. Theory* **52**, (2006).
15. Rahmati, M. & Duman, T. M. Upper Bounds on the Capacity of Deletion Channels Using Channel Fragmentation. *IEEE Trans. Inf. Theory* **61**, (2015).
16. Dalai, M. A new bound on the capacity of the binary deletion channel with high deletion probabilities. in *IEEE International Symposium on Information Theory - Proceedings* (2011). doi:10.1109/ISIT.2011.6034177
17. Mitzenmacher, M. A survey of results for deletion channels and related synchronization channels. *Probab. Surv.* **6**, 1–33 (2009).
18. Castiglione, J. & Kavcic, A. Trellis based lower bounds on capacities of channels with synchronization errors. in *ITW 2015 - 2015 IEEE Information Theory Workshop* (2015). doi:10.1109/ITWF.2015.7360727
19. Cheraghchi, M. Capacity upper bounds for deletion-Type channels. *Proc. Annu. ACM Symp. Theory Comput.* 1234–1240 (2018). doi:10.1145/3188745.3188768
20. Rashtchian, C. *et al.* Clustering billions of reads for DNA Data storage. in *Advances in Neural Information Processing Systems 2017-Decem*, (2017).
21. Viswanathan, K. & Swaminathan, R. Improved string reconstruction over insertion-deletion channels. *Proc. Annu. ACM-SIAM Symp. Discret. Algorithms* 399–408 (2008).
22. Batu, T., Kannan, S., Khanna, S. & McGregor, A. Reconstructing Strings from Random Traces. *Proc. Annu. ACM-SIAM Symp. Discret. Algorithms* **15**, 903–911 (2004).
23. Holden, N., Pemantle, R., Peres, Y. & Zhai, A. Subpolynomial trace reconstruction for random strings and arbitrary deletion probability. *Math. Stat. Learn.* **2**, 275–309 (2020).
24. Holenstein, T., Mitzenmacher, M., Panigrahy, R. & Wieder, U. Trace reconstruction with

- constant deletion probability and related results. *Proc. Annu. ACM-SIAM Symp. Discret. Algorithms* 389–398 (2008).
25. Nazarov, F. & Peres, Y. Trace Reconstruction with $\exp(O(n^{1/3}))$ Samples. in *Proceedings of the Annual ACM Symposium on Theory of Computing Part F1284*, (2017).
 26. Peres, Y. & Zhai, A. Average-case reconstruction for the deletion channel: Subpolynomially many traces suffice. in *Annual Symposium on Foundations of Computer Science - Proceedings 2017-October*, (2017).
 27. Blawat, M. *et al.* Forward error correction for DNA data storage. in *Procedia Computer Science* **80**, (2016).
 28. Nahum, Yotam, Ben-Tolila, Eyar, Anavy, L. Single Read Reconstruction for DNA Data Storage Using Transformers. in *Abstract submitted to AAAI* (2021).
 29. Sabary, O. *et al.* SOLQC: Synthetic Oligo Library Quality Control tool. *Bioinformatics* **37**, 720–722 (2021).
 30. Chaykin, G., Furman, N., Sabary, O. & Yaakobi, E. DNA Storage Simulator. <https://github.com/gadihh/DNASimulator> (2021).
 31. Parikshit S. Gopalan, Sergey Yekhanin, Siena Dumas ANG, Nebojsa Jojic, Miklos Racz, Karin Strauss, L. C. Trace reconstruction from noisy polynucleotide sequencer reads. US Patent application : US 2018 / 0211001 A1 (2018).
 32. Wolf, J. K. On Codes Derivable from the Tensor Product of Check Matrices. *IEEE Trans. Inf. Theory* **11**, 281–284 (1965).
 33. Ping, Z. *et al.* Towards practical and robust DNA-based data archiving by codec system named ‘Yin-Yang’. *bioRxiv* (2019). doi:10.1101/829721
 34. Xiao, T. *et al.* Early Convolutions Help Transformers See Better. 1–15 (2021).
 35. Chollet, F. Xception: Deep learning with depthwise separable convolutions. *Proc. - 30th IEEE Conf. Comput. Vis. Pattern Recognition, CVPR 2017 2017-Janua*, 1800–1807 (2017).
 36. Vaswani, A. *et al.* Attention Is All You Need. *NIPS* (2017).

5. Figures and legends

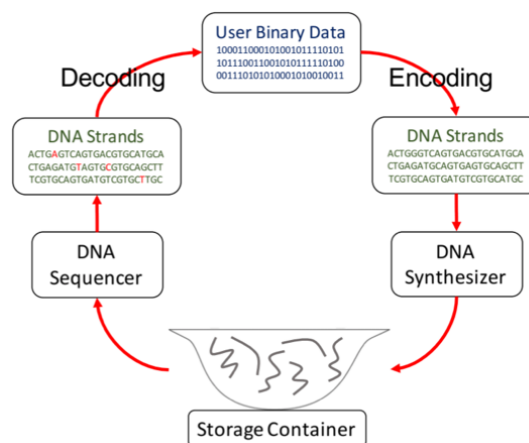


Figure 1 | A schematic representation of DNA storage systems.

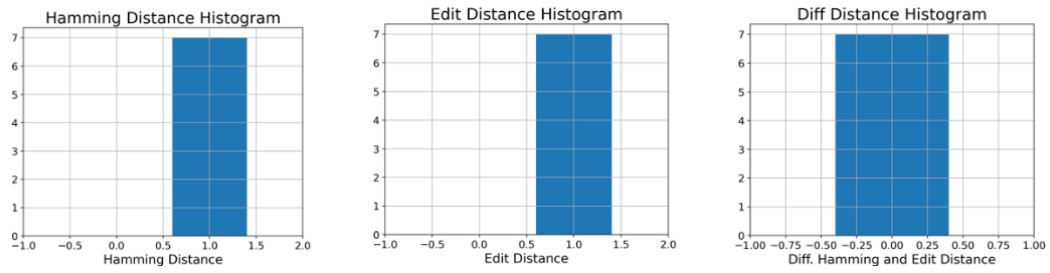


Figure 2 | Wrong prediction analysis - Erlich et al.⁶ dataset. The figure presents histograms of the Hamming and edit distances, and their difference between the DNN’s wrong predictions and the original designed sequences. The evaluation was done on the wrong predictions from the split dataset and the training configuration was ‘SDG’.

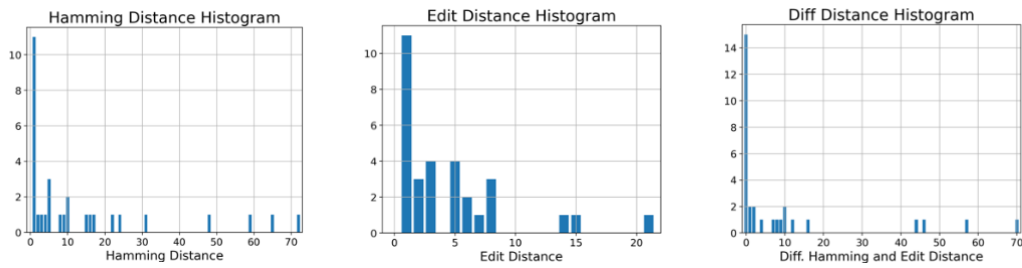


Figure 3 | Wrong prediction analysis - Grass et al.⁵ dataset. The figure presents histograms of the Hamming and edit distances, and their difference between the DNN’s wrong predictions and the original designed sequences. The evaluation was done on the wrong predictions from the split dataset and the training configuration was ‘SDG’.

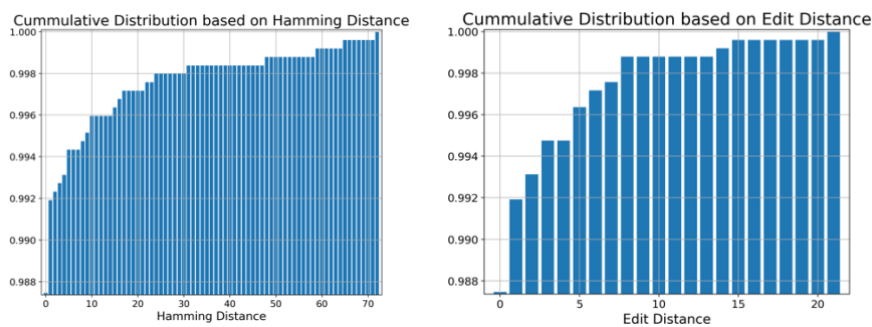


Figure 4 | Prediction analysis - Grass et al.⁵ dataset. The figure presents cumulative histograms of the Hamming and edit distances between the DNN’s wrong predictions and the original designed sequences. The evaluation was done on the split dataset and the training configuration was ‘SDG’.

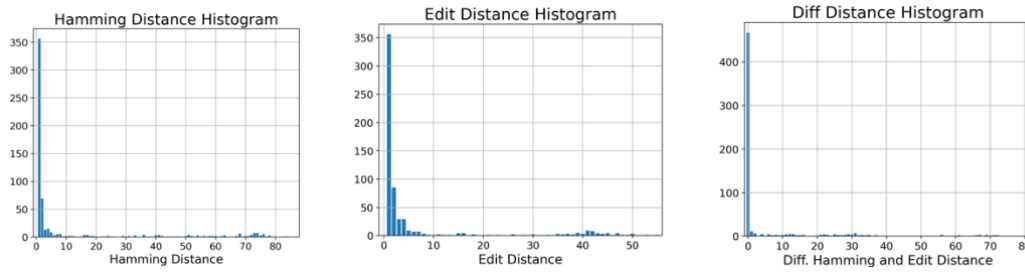


Figure 5 | Wrong prediction analysis - Organick et al.⁷ dataset. The figure presents histograms of the Hamming and edit distances, and their difference between the DNN’s wrong predictions and the original designed sequences. The evaluation was done on the wrong predictions from the split dataset and the training configuration was ‘SDG’.

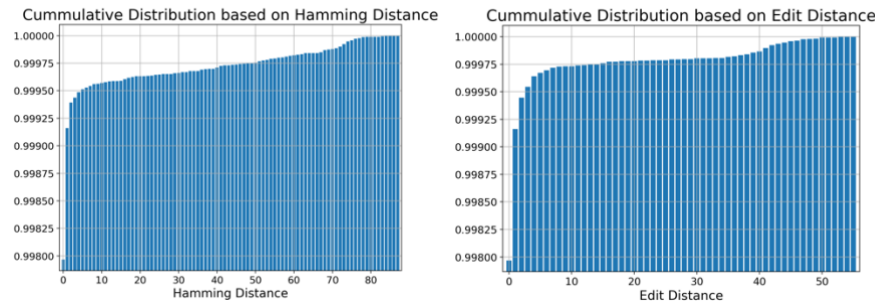


Figure 6 | Prediction analysis - Organick et al.⁷ dataset. The figure presents cumulative histograms of the Hamming and edit distances between the DNN’s wrong predictions and the original designed sequences. The evaluation was done on the split dataset and the training configuration was ‘SDG’.

6. Methods

One of the merits of DNA-based storage is high data density, meaning a scalable storage system needs to be able to quickly handle arbitrary large files. In order to create a scale-invariant method, our method does not require the entire file to be processed simultaneously and is designed to process data in smaller batches. Hence, our solution can be adapted to random access purposes. In addition, our method can be easily implemented on a GPU for fast processing.

6.1. Clustering

Since the synthesized DNA strands are stored together unordered, the first step of our method is clustering. As mentioned above, one of the greatest advantages of our method, is that our reconstruction procedure does not require perfect clustering. When the error rates of the synthesis and sequencing technologies are relatively small (less than 10% in total), we use a method termed ‘noisy prefix clustering’. Meaning, each noisy copy is clustered based on its prefix of length L which is of order $\log n$ where n is the number of clusters.

6.2. Reconstruction

Our reconstruction algorithm uses a DNN which predicts a single label sequence from a cluster of noisy copies. Since the data is randomly sampled, each cluster can vary in size and each copy can vary in length as a result of the synthesis and sequencing processes. Moreover, some clusters can suffer from higher error rates compared to others.

6.2.1. Training and synthetic data generation

Designing a method which combines a DNN and ECC requires the ability to iterate between the two parts during the design phase. Meaning, the coding scheme and DNN are coupled together in order to guarantee a specific set of success metrics. However, creating a different dataset to be used for training for each coding scheme modification is a costly and resource intensive process. For example, using previous DNA storage systems such as^{6,33}, the estimated cost of synthesizing 1GB of data is roughly \$3-5 million.

Due to this fact, we turn to synthetic data generation. The main challenge when using synthetic data for training is the generalization on real-world data after the model is trained. To overcome this issue, we construct a data generator based on statistics from real-world experiments^{29,30}. These statistics contain the error probabilities which are used to generate the noisy copies of each label. Pseudo code for each iteration of training:

1. Draw a random sequence of letters (ACGT).
2. Encode the sequence using some error-correcting scheme (optional).
3. Draw a random number of noisy copies and a random number of false copies.
4. Draw random deviation from modeled error probabilities.
5. Inject simulated errors for each copy.
6. Batch several clusters.
7. Train DNN: forward pass, loss calculation, backward pass and weights update.

6.2.2. Model

6.2.2.1. Data embedding

Data embedding was designed to take advantage of the dominant errors present in the dataset. In the case of the examined processes, the dominant error type is substitution and not deletion or insertion^{2,29}. Meaning, in the case of multiple noisy copies, we can increase the signal to noise ratio of the entire cluster by using a simple summation per index. Performing the summation of the noisy copies can be viewed as a form of 'non-coherent' integration of a multi-channel noisy signal. Meaning, if there is an agreement between different copies at some index, its overall value will be larger. However, if there are different values at some index, all values will be recorded which will represent the noise and uncertainty at that index. The data embedding includes several steps:

1. Filtering long or short copies beyond a specified parameter.
2. One hot encoding

3. Padding of short copies to the label length + corrupt deviation length
4. Summing of the noisy copies

During our experiments, a normalization step was also examined after the summation. However, this did not prove beneficial, suggesting the model utilizes the absolute number at each summed index as a measure of confidence at that location. Fig. 7 illustrates the main steps involved in the data embedding scheme.

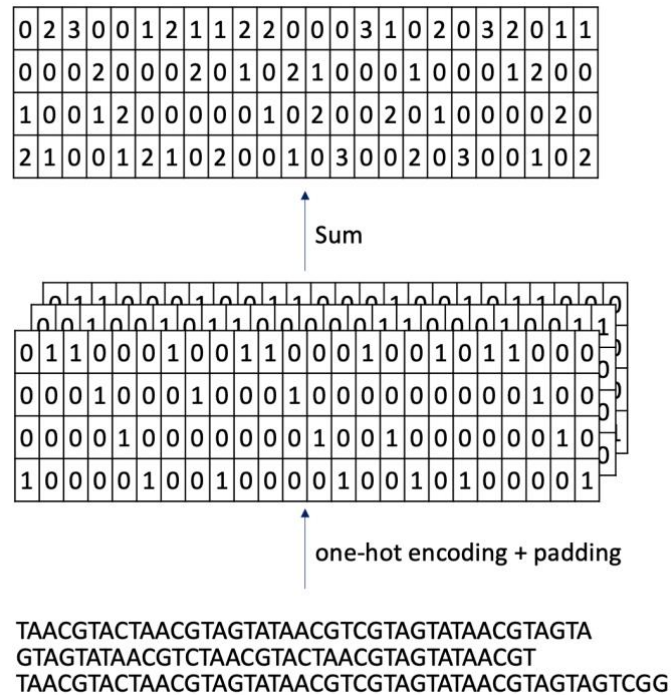


Figure 7 | Data embedding scheme. Each noisy copy is padded to a fixed length and represented by one-hot encoding. Then an element wise sum is applied to increase the effective signal to noise ratio at each index location. The resulting data structure is used as an input to a convolution-transformer based DNN.

6.2.2.2. Architecture

Our model, termed DNAformer, uses a combination of convolutions and transformers. We adopt the concept of early convolutions before a transformer block to improve training stability and performance³⁴. The embedding module uses an Xception³⁵ inspired architecture with depthwise separable convolutions and multiple kernel heads. The purpose of using multiple kernels in the embedding layer is to allow the model to capture different shifts caused by deletion or insertion errors. Note that due to the convolutions in the embedding module, there is no need for position embedding.

In addition, the embedding module outputs a sequence with the required output length and larger feature space. After the embedding module, a multi-head transformer³⁶ architecture is used with Multi-Layer Perceptron (MLP) as feedforward layers. After the last transformer block, a linear module is used to reduce the number of features to 4 which represent one-hot encoding for DNA

representation and a softmax to transform this representation to probabilities. The model architecture is illustrated in Fig. 8.

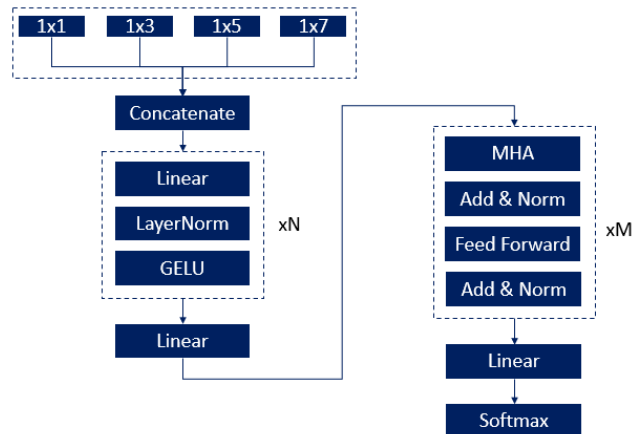


Figure 8 | DNAformer architecture

6.2.3. Loss function

To train our model a combination of cross entropy and Hamming loss was used and are shown in Eq. (1), (2), and (3):

$$\mathcal{L} = \lambda_{ce} \mathcal{L}_{ce} + \lambda_{Hamming} \mathcal{L}_{Hamming} \quad (1)$$

$$\mathcal{L}_{ce} = -\frac{1}{n} \sum_n y_n \log(x_n) \quad (2)$$

$$\mathcal{L}_{Hamming} = \frac{1}{n} \sum_n 1(x_n \neq y_n) \quad (3)$$

Where λ_{ce} , $\lambda_{Hamming}$ are hyperparameters.

6.2.4. Implementation details

Data generation and training was implemented in Pytorch, optimizer used was Adam with $\beta_1 = 0.9$, $\beta_2 = 0.999$, batch size 128 and learning rate utilized cosine decay from $3.141 \cdot 10^{-5}$ to $3.141 \cdot 10^{-7}$. A single 2080Ti GPU was used during training and inference.