

# Adversarial Example Devastation and Detection on Speech Recognition System by Adding Random Noise

Mingyu Dong · Diqun Yan · Yongkang Gong · Rangding Wang

Received: date / Accepted: date

**Abstract** The automatic speech recognition (ASR) system based on deep neural network is easy to be attacked by an adversarial example due to the vulnerability of neural network, which has been a hot topic in recent years. The adversarial example does harm to the ASR system, especially if the common-dependent ASR goes wrong, it will lead to serious consequences. To improve the robustness and security of the ASR system, the defense method against adversarial examples must be proposed. Based on this idea, we propose an algorithm of devastation and detection on adversarial examples which can attack the current advanced ASR system. We choose advanced text-dependent and command-dependent ASR system as our target system. Generating adversarial examples by the OPT on text-dependent ASR and the GA-based algorithm on command-dependent ASR. The main idea of our method is input transformation of the adversarial examples. Different random intensities and kinds of noise are added to the adversarial examples to devastate the perturbation previously added to the normal examples. From the experimental results, the method performs well. For the devastation of examples, the original speech similarity before and after adding noise can reach 99.68%, the similarity of the adversarial examples can reach 0%, and the detection rate of the adversarial examples can reach 94%.

**Keywords** Automatic speech recognition (ASR) · Devastation on adversarial example · Detection on adversarial example · Random noise

---

✉ Diqun Yan  
E-mail: yandiqun@nbu.edu.cn

College of Information Science and Engineering, Ningbo University, Ningbo Zhejiang 315211, China

## 1 Introduction

In recent years, deep neural network (DNN) technology has been widely used in many fields [1, 2]. As a result, many security problems related to deep neural networks have become increasingly prominent, among which the adversarial example [4] is one of the most concerned issues in academia and industry. In 2014, Szegedy et al. [5] found that the deep neural network showed high vulnerability to image examples with specific perturbation, and called such examples with adversarial perturbation as adversarial examples. The study of adversarial examples is of great significance for explaining the principle of deep learning, and also greatly promotes the development of security attack and defense based on deep learning.

Automatic speech recognition (ASR) system [3] has been used in many daily situations, such as intelligent speech assistance and vehicle speech control system and so on. These systems are designed to help users control and connect services through simple speech. Such technology makes the ASR system more efficient. However, these mainstream speech recognition systems also have security problems under the attack of adversarial examples. Vaidya et al. [6] first proposed a method to generate speech adversarial examples. The ASR system recognized errors when it adjusted the parameters extracted by MFCC [7]. Carlini et al. [8] extended the work of Vaidya et al., hiding malicious commands in speech, which also gave a more detailed description and analysis of the scene of speech adversarial examples, and gave the methods of white-box attack and black-box attack. Alzantot et al. [9] successfully applied genetic algorithms on black-box attacks and successfully attacked command-dependent ASR systems. Yuan et al. [10] used music as a carrier to hide speech commands in music. Cisse et al. [11] proposed a more flexible attack method, which can be applied to different models. To attack the end-to-end ASR model, this method needed to obtain the loss of the target command and the current prediction result, and then find the adversarial example through optimization. Iter et al. [12] generated adversarial examples based on the trained WaveNet [13] model. This method is mainly based on the fast gradient sign algorithm (FGSM) [14].

Some work [8, 9] are aimed at command-dependent ASR systems, causing speech to be misclassified. However, in the most practical scenes, the application is mainly text-based ASR system. Because the generated text is indefinite in length, there will be some problems in calculating the loss between the output text and the target text. Carlini [15] introduced CTC Loss [16] into the adversarial example of speech recognition to solve this problem. The problem of speech adversarial example research has also extended from command-dependent to text-dependent speech, and the following work is mainly based on this research. Carlini [15] solved the problem of gradient back propagation in the MFCC computing process, because many ASR systems do not directly accept the original speech, but need to extract the MFCC coefficients of the speech. Their method can also use any speech as the original speech to achieve the generation of adversarial examples. And the attack success rate for white-box attacks is close to 100%. However, this method has several problems: (1)

It does not take the situation of playback in the real scene into account, and the efficiency of generating speech is low. (2) It takes nearly 1h to generate adversarial examples every time. (3) The perturbation is large. (4) The method can not be applied to the black-box. (5) The adversarial examples generated by optimization of a model are only effective for itself.

The following work has been done more in-depth work in view of the shortcomings [15]. The large perturbation is mainly related to the measurement of the difference between the generated example and the original example. Qin et al. [17] adopted the psychoacoustic model to redesign the loss function, so that the adversarial example was closer to the original example in hearing. Carlini's algorithm was difficult to converge, resulting in low attack efficiency. Schonherr et al. [18] improved the algorithm to increase the efficiency of adversarial example generation to the minute level. Liu et al. [19] also improved the efficiency of adversarial example generation. Taori et al. [20] combined genetic algorithm with gradient estimation method to solve the adversarial examples problem of text-based speech recognition system in black-box scene, but only got 35% of the accuracy.

The defense of adversarial examples is to help researchers find and fix the security loopholes that may occur in the existing ASR system based on deep learning. The existing defense methods mainly include devastation and detection on adversarial examples. The purpose of the devastation strategy is to make the adversarial example lose its attack ability without affecting the context of normal example. The purpose of the detection strategy is to determine whether the example is an adversarial one. Once the example is judged as an adversarial example, it will be discarded.

For the devastation strategy, Latif et al. [21] used the GAN to denoise the input examples, which made the adversarial examples lose the attack ability to complete the destructive defense. Yang et al. [22] used U-Net to enhance the input data to invalidate the adversarial examples. Sun et al. [23] took the adversarial examples generated by various adversarial algorithms as extended data sets to retrain the network. The experimental results showed that the network model after adversarial training could better resist the adversarial examples. For the detection strategy, Samizade et al. [24] designed a convolution neural network (CNN) based method to detect adversarial examples. Rajaratnam et al. [25] detected adversarial examples by adding random noise to different frequency bands of speech. Rajaratnam et al. [26] also proposed a method to detect adversarial speech examples by comparing the differences between adversarial examples and normal examples in feature space.

There is also a simple and effective method that can simultaneously devastate and detection, which only needs to modify the input speech examples. In addition to using time-dependence to detect adversarial examples, Yang et al. [27] found some effective modification methods to defend adversarial examples from the defense methods in the image field, which include local smoothing, downsampling and re-quantization. Kwon et al. [28] also used a number of speech modification methods, including low-pass filtering, 8-bit re-quantization and mute processing. Existing methods based on speech modifi-

cation will cause the loss of the information of normal speech examples, which is usually unacceptable.

This work mainly researches the adversarial examples defense of ASR, improving the security and robustness of ASR. Under the condition of ensuring the recognition accuracy of normal examples, the attack success rate of adversarial examples should be reduced as much as possible. To this end, we propose a speech adversarial example defense algorithm based on adding random noise. Through a large number of experiments, we find that after adding a specific random noise to the adversarial example, the perturbation of the adversarial example will be transformed into the summary of the original perturbation and random noise. Due to the influence of random noise, the original perturbation will be devastated and lose its particularity, and the adversarial example will also lose the attack ability. The experimental results show that this method can effectively defend the adversarial examples of the two kinds of ASR systems, and the defense effect is better than other methods.

The next few sections of the article will be described in the following order. Sec.2 will introduce the work related to the classic adversarial example generation at present. Sec.3 is the devastation and detection method for adversarial examples proposed in this paper. The setting of the experiment, the devastation of the adversarial example and the detection of the experimental results will be placed in the Sec.4. The last section will summarize our work.

## 2 Related work

The ASR system can be divided into two types: text-dependent and command-dependent. The text-dependent system recognizes the input speech as a text sequence, while the command-dependent system recognizes the input speech as a command tag. There are different attack methods for different ASR systems, this section we will introduce the two typical speech adversarial example attack methods. One is OPT, which is an adversarial example attack method based for gradient optimization [15] on text-based ASR system, and the other is a attack method based on genetic algorithm (GA) [9] for command-dependent system.

### 2.1 OPT method

Given any speech example  $x$ , the perturbation  $\delta$  can be constructed, which is almost imperceptible to the human hearing, but the example after adding perturbation  $x + \delta$  can be recognized as any desired text. Meanwhile, this method is an end-to-end white-box attack, assuming that the attacker can obtain the structure and parameters of the identification system. The attack mode of this method is to send the speech directly into the ASR system, but cannot attack in the air.

Given an original example  $x$ , as well as the target text  $t$ . The optimization object of this method is as follows:

$$\text{Minimize } |x|_2^2 + c * l(x + \delta, t), \text{ such that } dB_x(\delta) \leq \tau \quad (1)$$

where  $c$  is used to weigh whether to make the adversarial example closer to the original example or to make it easier to attack successfully,  $l(\cdot, \cdot)$  is the loss function, and  $dB_x(\delta) \leq \tau$  is used to ensure that the perturbation generated is not too large. To calculate the loss function, you need to choose a definite alignment  $\pi$ . The attack algorithm is divided into two steps. First, an initial adversarial example is generated by CTC loss. Meanwhile the CTC loss defines the current  $\pi$ . Fixing the current  $\pi$ , then generate a adversarial example with less perturbation.

DeepSpeech is an end-to-end text-dependent ASR system based on deep neural network [29] which has higher recognition performance than traditional method, and the effect is also excellent in a noisy environment. The experimental results of reference [14] show that the adversarial examples generated by OPT method can enable DeepSpeech to output specified text content with 100% attack success rate. The average disturbance size of the generated adversarial example is  $-31dB$ . The longer the length of specified text, the more difficult it will be to generate. The perturbation of the generation will also increase, on average, each extra character will increase the perturbation by  $0.1dB$ . However, if the text of the original example is longer, it will be less difficult to generate.

## 2.2 GA based method

In this method, a genetic algorithm based on free gradient is used to generate adversarial examples on command-dependent ASR systems. The algorithm flow is shown in Alg.1. Firstly, the algorithm uses a normal speech and a target command as its input, and then creates a group of candidate adversarial examples by adding random noise to the subset examples in a given speech segment. In order to minimize the impact of noise on human hearing perception, noise is only added to the least significant bit (LSB) of the speech. The deterministic score of each population member is calculated according to the predicted score of the target label. Through the application of selection, crossover and mutation, the next generation adversarial examples are generated from the current generation. Members of the population with higher scores are more likely to be part of the next generation. Crossover is to mix pairs of population members to generate a new example and add to the new population. Finally, the mutation adds random noise to the offspring with minimal probability before passing on the offspring to the next generation. The algorithm will be repeated in this process until the preset value is reached or the attack is successful.

SpeechCommand [32] is a command-dependent ASR system. SpeechCommand recognizes a command label from speech, which is essentially a multi

classification network. The experimental results in literature show that the success rate of attack on speechcommand can reach 87%.

---

**Algorithm 1** Genetic Algorithm based Adversarial Example Generation
 

---

**Inputs :** Original example  $x$ ; target label  $t$   
**Output:** Targeted adversarial example  $x_{adv}$

```

 $pop := InitializePopulation(x)$ 
 $k_{iter} = 0$ 
while ( $k_{iter} < k_{max}$ ) do
   $scores := ComputeFitness(pop)$ 
   $x_{adv} := pop[argmax(scores)]$ 
  if  $argmax f(x_{adv}) = t$  then
    break
  end if
   $probs := softmax(\frac{scores}{temp})$ 
   $pop_{next} := \{\}$ 
  for  $i := 1$  to  $size$  do
     $parent_1, parent_2 = randomChoice(pop, probs)$ 
     $child = Crossover(parent_1, parent_2)$ 
     $pop_{next} := pop_{next} \cup \{child\}$ 
  end for
  for all  $child$  of next  $pop$  do  $Mutate(child)$ 
   $pop := pop_{next}$ 
   $k_{iter} := k_{iter} + 1$ 
end for
end while
return  $x_{adv}$ 

```

---

### 3 Devastation and detection on adversarial examples

This section mainly introduces the devastation and detection on the examples generated by attack methods. Present methods for the defense of speech adversarial examples is generally necessary to modify the training process, change the structure of the network model, or add additional models. However these operations often require a lot of computation and training overhead. In this section, we proposed the devastation and detection of speech adversarial examples based on adding random noise. We discuss the influence of random noise on adversarial examples first, and then give specific adversarial examples devastation and detection methods.

#### 3.1 Devastation on adversarial examples

Given the speech signal  $x$ , the attackers use the adversarial examples generation algorithm to generate a local gradient in the input layer of the network structure which is consistent with the size of the input signal  $x$ , we name it perturbation  $\delta^*$ , then will disturb  $\delta^*$  add to the signal  $x$  to generate the adversarial example  $x^*$ , which can make the classification model misclassify:

$$x^* = x + \delta^* \quad (2)$$

The random noise  $\hat{\delta}$  is added to the adversarial example, in which the size of noise is consistent with the normal distribution noise, Gaussian noise, and the modified adversarial example  $\hat{x}^*$  is generated. The mixed noise  $\hat{\delta}^*$  is the summary of the addition of disturbance  $\delta^*$  and Gaussian noise  $\hat{\delta}$  :

$$\hat{x}^* = x^* + \hat{\delta}, \hat{\delta}(x, \mu, \sigma) = \frac{1}{\sqrt{2\pi}\sigma} \exp\left(-\frac{(x - \mu)^2}{2\sigma^2}\right), \hat{\delta}^* = \delta^* + \hat{\delta} \quad (3)$$

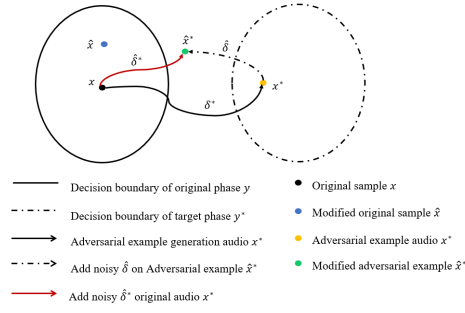
where  $\mu$  is the average value and  $\sigma$  is the standard deviation, these two parameters can represent the intensity of noise added to the speech signal. Finally, the modified adversarial example can be equivalent to adding mixed noise  $\hat{\delta}^*$  to the original speech, as shown in Equation (4). Because there is a certain direction when adding adversarial example perturbation, which is equivalent to adding purposeful disturbance to make the example close to the target class, these small perturbations play a great role in the discrimination of the model. Even if the input data changed slightly, the final calculated value is closer to the distribution of the target class after a series of calculations. When the intensity of  $\delta^*$  is similar to that of  $\hat{\delta}$ , or the strength of  $\delta^*$  is greater than that of  $\hat{\delta}$ . The superimposed noise  $\hat{\delta}^*$  will lose the particularity of  $\delta^*$ , and  $\hat{\delta}^*$  will become ordinary noise, which will affect the purpose of adversarial perturbation, that is, the adversarial example  $\hat{x}^*$  will not be adversarial, and the devastation strategy works.

$$\hat{x}^* = x + \hat{\delta}^* \quad (4)$$

For the normal speech signal  $x$ , after adding random noise  $\hat{\delta}$  to it, we can get the modified normal speech, that is, some useless values are added to the normal speech signal, if the intensity of noise is slight, the speech just sounds like the original one. Even if the modified normal speech is put into the classifier, the result will not be greatly changed. When the intensity of  $\hat{\delta}$  is small, the result similar to the normal one. In other words, the addition of small random noise has little effect on the recognition of normal examples, the noise does not have a direction. As shown in Fig.1,

$$\hat{x} = x + \hat{\delta} \quad (5)$$

adding random noise to the normal example, the result will not be changed, but the adversarial example will lose the effect of the attack. Due to the adversarial perturbation is devastated by the noise, the model discriminate the speech is affected by the input signal. The adversarial examples which carry a purposeful value can make model misclassify the signal.



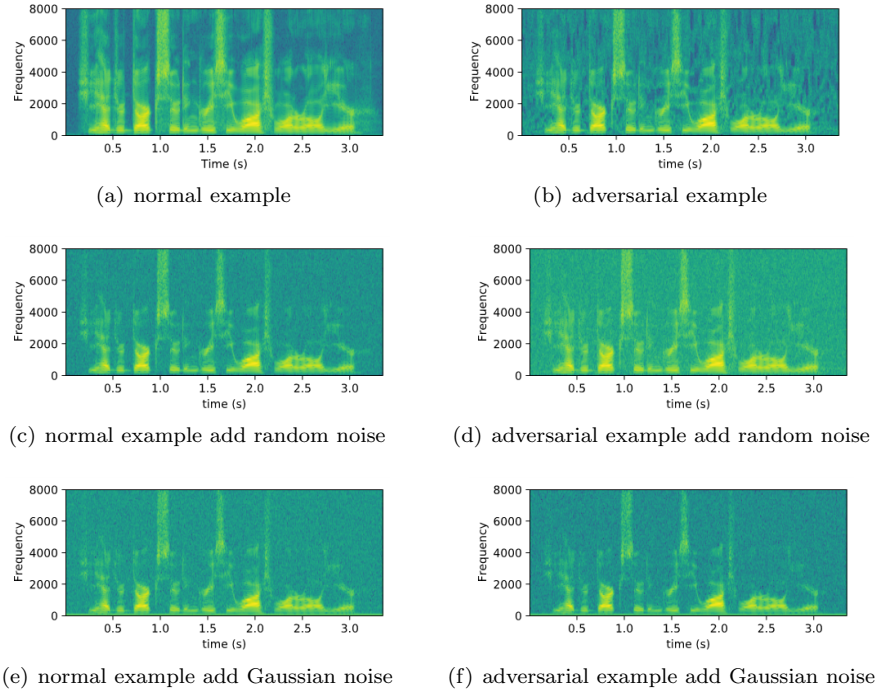
**Fig. 1** One single normal example  $x$  adds perturbation and different noise can change the recognition result of the ASR system. Example  $x$  add perturbation  $\delta^*$  will change into adversarial example  $x^*$  and adversarial example  $\delta^*$  add random noise  $\hat{\delta}$  will change into an unknown example  $\hat{x}^*$

Using a normal example of TIMIT, and generating an adversarial example by OPT algorithm. Then, random noise and Gaussian noise are added to the normal example and the adversarial example. Fig.2 shows the spectrogram of example. Table 1 shows the recognition results of examples in the DeepSpeech system. It can be concluded that after adding noise to the normal examples, the recognition results do not change much. However, the recognition result of the adversarial example has changed greatly, and is close to that of the normal example. This shows that the slight random noise will not affect the recognition result of the normal example, but it can invalidate the adversarial example and be closer to the normal example. Therefore, we can use random noise to devastate the adversarial example, and the addition of random noise will not seriously affect the normal example. According to these results in the experiment, we can further propose the detection method of adversarial example.

**Table 1** Result of DeepSpeech of examples which contain normal example and adversarial example and examples add ordinary random noise and Gaussian noise

Example	Recognition result
(a) normal example	she had her dark suiting greacy wash water all year
(b) adversarial example	this is an adversarial example
(c) normal example with random noise	she had yedark sutin greacy wash water all year
(d) adversarial example with random noise	he had regark suting greacy watch water all yer
(e) normal example with Gaussian noise	she had redark sutin greacy watch water all yer
(f) adversarial example with Gaussian noise	he had redark suvin greacy watch water all year

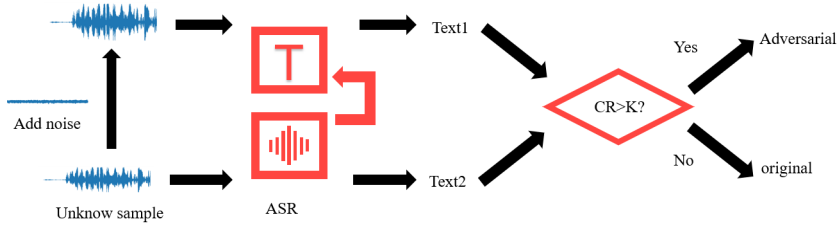




**Fig. 2** The spectrogram of normal example and adversarial example add ordinary noise and Gaussian noise

### 3.2 Detection on adversarial examples

The algorithm based on the devastation of the adversarial example can extend the detection algorithm. Given a speech sample  $x$  (normal example or adversarial example), we only need to add noise to it before inputting into the ASR system. For the normal example, because the low-intensity random noise will not affect the content of the speech, the recognition result of the ASR system will not change much. For the adversarial example, because the perturbation is added to the current speech, the newly added random noise will devastate the particularity of the perturbation, and the recognition result of the ASR system will be totally different from the original. Therefore, according to the recognition results before and after adding noise, we can determine whether the example is adversarial or not.



**Fig. 3** Flowchat of the detection of adversarial examples by  $CR$  of before and after adding noise, if  $CR$  bigger than a threshold  $K$ , the example is an adversarial example

The purpose of the detection strategy is to detect whether an unknown speech is an adversarial example. Because the recognition result of adversarial example is more likely to be affected by random noise, We can use the change rate ( $CR$ ) of the recognition result before and after adding random noise to detect the unknown example. According to the previous recognition results provided in Table 1, the variation of the adversarial example is very largely relative to the normal sample. As shown in Fig.3, we can detect the adversarial example following with the process of detecting adversarial examples with random-noise adding. The specific operation steps are in Alg.2:

---

**Algorithm 2** Detection of the Adversarial Example

---

**Inputs :** Unknown example  $x$ ;

**Output:** Result of the detection

/\* Add the noise  $\hat{\delta}$  on the sample \*/

$\hat{x} = x + \hat{\delta}$

$D = Dist(a, b)$

/\* Calculate the Change Rate ( $CR$ ) between  $x$  and  $\hat{x}$ ,  $g(a)$  is recognition system \*/

$L = g(x)$

$CR = \frac{\min(D(g(\hat{x}), g(x)), L)}{L}$

**if**  $CR > K$  **then**

    Example  $x$  is an adversarial example

**else**

    Example  $x$  is a normal example

**end if**

---

According to the above steps, whether an unknown example is an adversarial example can be detected on the basis of not seriously devastating on the example. In terms of the previous change in the recognition rate of the example after adding noise. For a certain example, the change beyond a certain threshold can be judged as an adversarial example. According to the previous experiments, it can be concluded that the random noise will not have much impact on the normal example. Therefore, an example with recognition changes beyond a certain threshold is an adversarial example.

## 4 Experiment result

### 4.1 Database

Our experimental database is mainly composed of text-dependent speech and command-dependent speech databases. The text-based speech database is made up of TIMIT and LibriSpeech. TIMIT is an acoustics-phoneme continuous speech corpus built by Texas Instruments, Massachusetts Institute of Technology and SRI International. The sample frequency of TIMIT data set is 16kHz and the bit depth is 16bit. The database consists of 630 people from different parts of the United States, of which 70% of the speakers are male and most of the speakers are the adult white. Each of the participants speaks 10 different sentences, and a total of 6,300 examples were obtained, all of which were manually tagged at the phoneme level. We use the first 100 as experimental examples. LibriSpeech [30] is a corpus of about 1000 hours of English pronunciation, in which the data are audiobooks from the LibriVox project. The sampling rate of the data is 16kHz and the bit depth is 16bit. In our experiments, we download a test-clean dataset from the website and use the first 100 examples as experimental examples.

SpeechCommand Dataset (SpeechCommands), is a speech data set initiated and organized by Google. SpeechCommands contains 105829 speech files, which are composed of 35 different words. The sampling frequency of the speech is 16kHz, the bit depth is 16bit, the duration is near 1 second, and the format is WAV. The dataset consists of 2618 different participants who are asked to say 35 given words, and each participant participated only once. They have 1.5 seconds to read out the given words, and read the next one after a one-second interval until to the end. Finally, every single audio is deleted where have no sound content or whose speech content is different from the words, in order to ensure the quality of the data set. Google carried out the following processing on the collected data set. First, each segment of the speech is checked manually to delete the speech content that is different from the given words. Secondly, the format of the recording is OGG format, the speech file whose file size is smaller than 5KB is deleted. Thirdly, the speech signal converted to WAV format is normalized in  $[-1.0, 1.0]$ , and the speech file whose average value of the normalized speech signal is less than 0.004 is deleted which may have no content. Finally, to avoid data set errors, each speech file is manually checked to confirm if it is consistent with its words, and inconsistent speech files will be deleted.

### 4.2 Experiment setup

Here we use GA and OPT attack methods mentioned in Section 3.2 to generate the adversarial example. For the text-dependent ASR system, we choose classical DeepSpeech[29] as our target system, OPT is selected to generate adversarial examples to attack the system. TIMIT, LibriSpeech and Command-

Voice are the speech databases. And for command-dependent ASR system, SpeechCommand is the target system, then the GA based method is chosen to generate adversarial examples, SpeechCommands is the database. For the added noise, the value range of  $\mu$  is (10, 30, 50, 70, 100, 200, 500), and the value of  $\sigma$  is -(10, 30, 50, 70, 100, 200, 500). The noise intensity is selected within the above range.

Due to the difference between text-dependent and command-dependent ASR systems is obvious, the evaluation of defense methods on adversarial examples is also different. For the defense method of text-dependent adversarial examples, its defense effect is illustrated from two aspects: (1) The effect on the adversarial examples should be as large as possible, and we use the similarity of the recognition results of the adversarial examples before and after adding noise  $SR_{adv}$  to measure it. (2) The impact on normal examples should be as small as possible. We also use the similarity of recognition results of normal examples before and after adding noise  $SR_{benign}$  to measure it. Similarity is the matching ratio between the initial recognition result of the sample which is before adding noise and the recognition result after adding noise. The calculation formulas of  $SR_{benign}$  and  $SR_{adv}$  are as follows:

$$SR_{benign} = \frac{D(T(x_{benign}), y)}{D(g(x_{benign}), y)}, SR_{adv} = \frac{D(T(x_{adv}), y)}{D(g(x_{adv}), y)}, \quad (6)$$

$x_{benign}$  is a normal example,  $x_{adv}$  is an adversarial example,  $y$  is the real text,  $D(\cdot, \cdot)$  represents the distance function, the work uses the editing distance proposed by Levenshtein et al. [31] to represent the input transformation function (i.e. downsampling, quantization, local smoothing, compression, etc.).

For the defense method of command-dependent ASR system adversarial examples, the defense effect is also illustrated from two aspects: (1) The impact on the adversarial example should be large, which is measured by the change of the average attack success rate  $ASR_{avg}$  of the adversarial example before and after adding noise. (2) The impact on the normal example should be small, and we measure it by the change of the recognition accuracy  $ACC$  of the normal example before and after adding noise.

In the experiment, we calculate the attack success rate  $ASR_{avg}$ , the formula for calculating the average attack success rate  $ASR_{avg}$  is as follows:

$$ASR_{avg} = \frac{\sum_{x^*} (g(M(x^*)) == y^*)}{n^*} \quad (7)$$

in which  $X^*$  is the adversarial example set generated from original example set  $X$ ,  $n^*$  is the number of examples in  $x^*$ ,  $x^*$  is a single example in  $X^*$ , and  $y^*$  is a label for attacking  $x^*$ . After using the defense method, the lower  $ASR_{avg}$  on adversarial examples, the better performance of the method.

The recognition accuracy is the ratio of the correct number of speech recognized to the number of all the speech involved in the recognition. The formula for calculating the recognition accuracy  $ACC$  is:

$$ACC = \frac{\sum_x (g(M(x)) == y_0)}{n} \quad (8)$$

where  $X$  is the dataset,  $n$  is the number of examples in the dataset  $X$ ,  $x$  is an example in the dataset  $X$ , and  $y_0$  is the real label of the example  $x$ . The closer the ACC of the normal example before and after adding noise, the smaller the influence of the defense method on the normal example, the better the defense performance will be.

### 4.3 Results and discussion

Here we show the effect of the devastation on the text-dependent adversarial examples and the detection results on the command-dependent adversarial examples.

#### 4.3.1 Results of devastation on adversarial examples

First of all, we will explore the effect of the intensity of ordinary noise on the experimental results. Then explore the influence of the intensity of Gaussian noise on the experimental results. Finally, we compare our method with other advanced methods.

Table 2 shows the comparison of the similarity between normal examples (NEs) and adversarial examples (AEs) with different intensities of ordinary noise before and after processing. With the increasing noise intensity, the similarity of normal examples decreases gradually, but the similarity of adversarial examples decreases greatly. When the noise intensity is close to 50, the similarity of adversarial examples on TIMIT and LibriSpeech database is 0% CommonVoice database. The similarity of adversarial examples on CommonVoice database is 12%. When the noise intensity is higher than 50, the similarity of adversarial examples has not changed. Therefore, the appropriate general noise intensity is about 50.

**Table 2** Similarity result of ordinary noide-adding on three databases with seven different intensity of noise, the impact is large on adversarial example and small on normal example

Parameter	Datasets					
	TIMIT		LibriSpeech		CommonVoice	
	NEs	AEs	NEs	AEs	NEs	AEs
10	<b>96.81</b>	81.04	<b>99.68</b>	96.06	<b>97.41</b>	79.27
50	88.50	<b>0</b>	98.38	<b>0</b>	92.70	12.00
100	80.18	0	97.20	0	88.20	<b>0</b>
200	62.85	0	94.48	0	83.56	0
300	48.29	0	92.36	0	78.56	0
400	37.58	0	90.40	0	75.49	0
500	29.63	0.43	87.66	0	71.29	0

Table 3 shows the comparison of the similarity between the normal examples (NEs) and adversarial examples (AEs) with different intensity of Gaussian noise before and after processing. With the increasing of noise intensity, the

similarity of normal examples decreases gradually, but the similarity of adversarial examples decreases greatly. When the noise intensity is close to 50, the similarity of the adversarial examples of the three databases is close to 0%. When the noise intensity is higher than 50, the similarity of adversarial examples has not changed. However, on the TIMIT database, when the noise intensity is higher than 300, the similarity of adversarial examples increases slightly. This may be due to the fact that the perturbation of the adversarial example is small, and the noise intensity of 300 is already higher than that of the perturbation, and the influence of adding noise intensity on the perturbation of the adversarial example will become small. Therefore, the appropriate intensity of Gaussian noise is about 50. Compared with the results of Table 2, showing that the result of ordinary noise is slightly better than that of Gaussian noise.

**Table 3** Similarity result of noise-adding on databases with seven different intensity of noise, the impact is large in adversarial example and small in normal example

Parameter	Datasets					
	TIMIT		LibriSpeech		CommonVoice	
	NEs	AEs	NEs	AEs	NEs	AEs
10	<b>96.81</b>	81.04	<b>99.68</b>	96.06	<b>97.41</b>	79.27
50	88.50	<b>0</b>	98.38	<b>0</b>	92.70	12.00
100	80.18	0	97.20	0	88.20	<b>0</b>
200	62.85	0	94.48	0	83.56	0
300	48.29	0	92.36	0	78.56	0
400	37.58	0	90.40	0	75.49	0
500	29.63	0.43	87.66	0	71.29	0

Table 4 shows the comparison of the similarity results between normal examples and adversarial examples with different methods before and after processing. For the method proposed by Kwon, the similarity of the 8-bit reduction on adversarial examples in the three databases is very low, but the similarity of the normal samples in the TIMIT database is low too. It indicates that this method is not suitable for all databases. Low-pass filter performs well in both normal examples and adversarial examples. The similarity of the adversarial examples of Silence removal is high. For the Yang method, the similarity of the four processing samples on the three databases is high. Among them, the similarity of normal examples of Quan-512 is the lowest. For our method, the results of random noise-50 are better than other methods, and the normal examples have a high similarity, but the similarity of the adversarial examples on the CommonVoice database is not 0. According to Gaussian noise-50, the similarity of adversarial examples in three databases is 0. Compared with Low-pass filtering, the result is lower in TIMIT database, higher in LibriSpeech database and similar in CommonVoice database. When all is taken into consideration, the effect of our method is better than that of other methods.

**Table 4** Similarity result comparison with state-of-the-art method and proposed method, and our method performs better than the method proposed by Kwon and Yang

Method	Type	Datasets					
		TIMIT		LibriSpeech		CommonVoice	
		NEs	AEs	NEs	AEs	NEs	AEs
Random	Random noise-50	<b>88.5</b>	<b>0</b>	<b>98.38</b>	<b>0</b>	<b>92.70</b>	12.00
	Gaussian noise-50	82.81	0	97.35	0	90.07	<b>0</b>
	8-bit reduction	59.26	0	93.91	0	82.08	0
Kwon[28]	Low-pass filtering	87.28	0	93.95	0	90.74	0
	Silence removal	73.64	22.43	94.35	0	83.56	09.09
	Down Sampling	85.54	20.48	93.37	19.53	87.91	14.86
Yang[27]	Smoothing	77.61	20.44	85.99	19.03	82.19	14.97
	Quan-256	77.61	21.93	96.73	21.08	88.44	20.00
	Quan-512	59.30	14.28	93.86	19.39	81.42	18.38

#### 4.3.2 Results of detection on adversarial examples

The following are the results of the adversarial examples detection on the command-dependent ASR system. First of all, we will explore the effect of the intensity of ordinary noise on the experimental results. Then explore the influence of the intensity of Gaussian noise on the experimental results. Finally, we compare our method with other methods.

Table 5 shows the changes of average attack success rate ( $ASR_{avg}$ ) and recognition accuracy ( $ACC$ ) of adversarial examples with different intensities of ordinary noise. With the increasing of noise intensity, both  $ASR_{avg}$  and  $ACC$  show a downward trend, but the decrease of  $ASR_{avg}$  is larger and that of  $ACC$  is smaller. When the noise intensity is higher than 100, the  $ASR_{avg}$  is reduced to less than 10%. In practical scene, the tradeoff should be made according to the values of  $ASR_{avg}$  and  $ACC$ . In the case of little impact on the recognition results of normal examples, that is, the change of  $ACC$  is small, the noise with larger intensity should be selected to make the  $ASR_{avg}$  as small as possible.

**Table 5** Result of different intensities of ordinary random noise of  $ASR_{avg}$  and  $ACC$

Parameters	$ASR_{avg}(\%)$	$ACC(\%)$
10	52.54	<b>93.80</b>
30	32.89	<b>93.80</b>
50	21.96	93.40
70	16.29	93.60
100	10.62	94.00
200	3.98	92.00
500	<b>1.80</b>	88.80

**Table 6** Result of different intensities of Gaussian random noise of  $ASR_{avg}$  and  $ACC$ 

Parameters	$ASR_{avg}(\%)$	$ACC(\%)$
10	42.60	<b>94.00</b>
30	20.62	<b>94.00</b>
50	11.64	93.20
70	7.92	93.60
100	4.80	92.60
200	2.13	90.80
500	<b>1.75</b>	86.00

Table 6 shows the changes of the average attack success rate ( $ASR_{avg}$ ) of adversarial examples and the recognition accuracy ( $ACC$ ) of normal examples under the addition of different intensities of Gaussian noise. Similar to the results of ordinary noise, both  $ASR_{avg}$  and  $ACC$  show a downward trend with the increase of noise intensity. Compared to Table 5, with the same intensity of Gaussian noise and ordinary noise, the  $ASR_{avg}$  of Gaussian noise is smaller than that of ordinary noise, and the  $ACC$  under Gaussian noise is smaller than that of ordinary noise. We can draw a conclusion from the table that if we want to have a better defense effect, we can add Gaussian noise to the examples, and if we reduce the recognition accuracy of normal examples, we can choose ordinary noise.

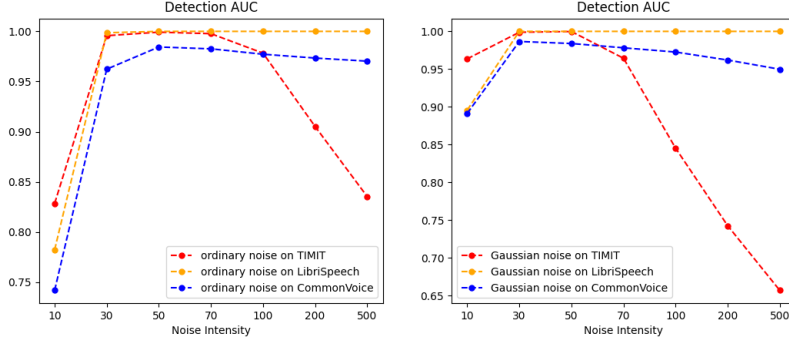
**Table 7** Comparison of  $ASR_{avg}$  and  $ACC$  result with the state-of-the-art method and the proposed method, and our method performs better than the method proposed by Kwon and Yang

Method	Type	$ASR_{avg}(\%)$	$ACC(\%)$
Without defense	-	83.81	95.00
Random	Random noise-200	03.98	<b>92.00</b>
	Gaussian noise-200	<b>02.13</b>	90.80
Kwon[28]	8-bit reduction	02.82	92.00
	8-bit reduction	28.78	90.60
	Silence removal	09.22	85.00
	Down Sampling	10.22	91.60
Yang[27]	Smoothing	20.78	92.00
	Quan-256	29.97	90.20
	Quan-512	07.84	89.00

Table 7 shows the average attack success rate ( $ASR_{avg}$ ) of adversarial examples after using different defense methods and the recognition accuracy of normal examples ( $ACC$ ), ( $ASR_{avg}$ ) is calculated from the matrix of attack success rate of countering samples of the corresponding defense methods in Fig.4. We select the results of the appropriate noise intensity from the experiments in Table 5 and Table 6 to compare them with other methods. As you can see, our method has a higher  $ACC$  than other methods while ensuring a lower  $ASR_{avg}$ . Among them, the  $ASR_{avg}$  of Gaussian noise with intensity



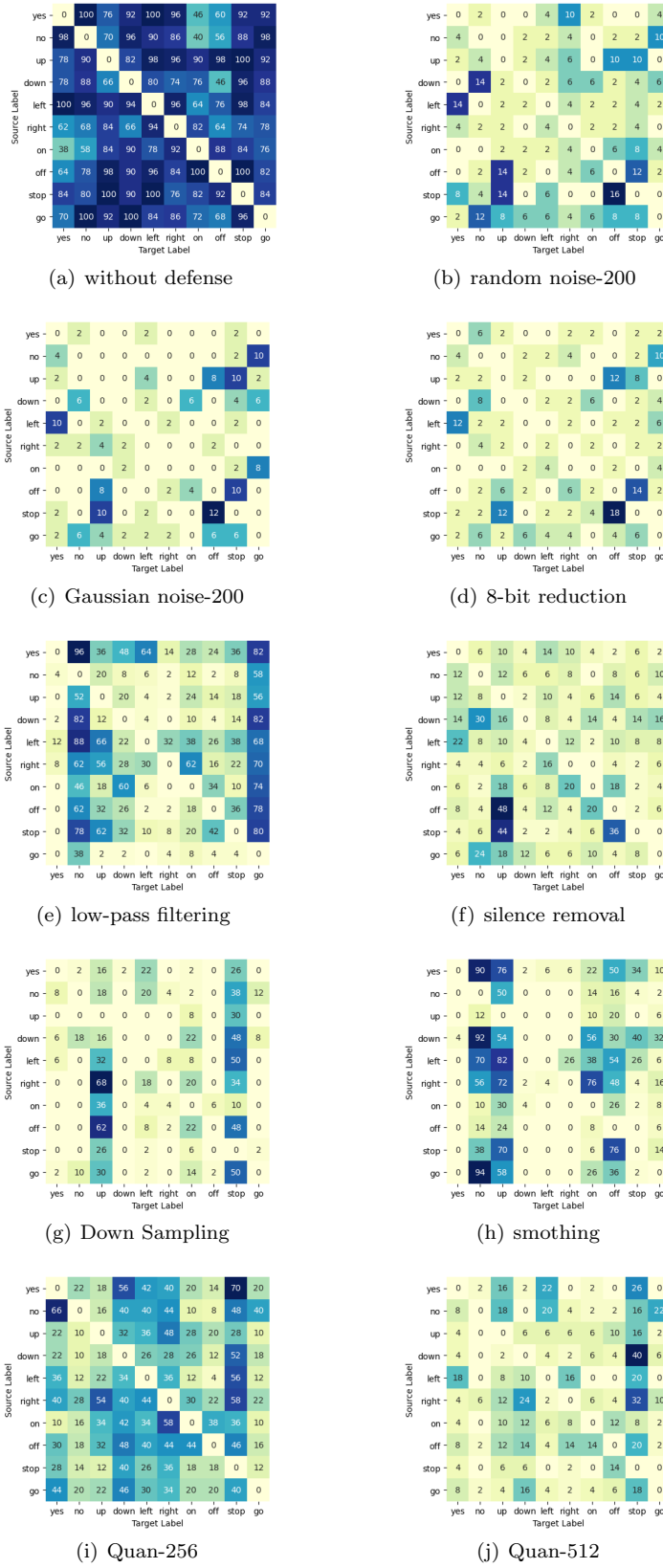
200 is the smallest, and the  $ACC$  of ordinary noise with intensity 200 is the largest. Kwon’s 8-bit reduction also has a good effect, but its result in the text-dependent ASR system is poor. Except for other methods, the  $ASR_{avg}$  of other methods is high.



**Fig. 4** the detection AUC of adversarial examples, it is clear that under a appropriate noise, the adversarial example can be detected by a high probability. And as the intensity of noise increasing, the effect on the LibriSpeech performs well.

The experimental results show that the noise-adding method has a great impact on the adversarial examples, and reduces the success rate of attack on the system. For the normal example, the impact is very samall, and the recognition accuracy of the command is also reduced very little. Fig.5 shows the AUC of adversarial examples detection rate under adding different kinds and intensities noise. Under the devastation of appropriate noise, the  $CR$  fed back by the ASR system can well show whether the sample is adversarial example or not. Therefore, the experimental results of detection show that the category of examples can be calculated by the  $CR$  after adding noise to the examples. The  $CR$  of the normal example is small, and the  $CR$  of the adversarial example is large. Without affecting the judgment of the normal example by the ASR system, the adversarial examples can be distinguished with great accuracy.

To conclude this section, the noise-adding method is confirmed to devastate and detect the adversarial example and with a little cost on nomal example. And the experimental results are better than the advanced method.



**Fig. 5** The evaluation metrics of comparison with the state-of-the-art methods and our method.

## 5 Conclusions

In this paper, an algorithm for speech adversarial examples devastation and detection based on random noise-adding is proposed. The basic idea is that after adding an appropriate intensity of noise to the adversarial example, the perturbation of which will become the summary of the original perturbation and random noise. Due to the influence of noise, the original perturbation will be devastated and lose its particularity, so the adversarial example after adding noise will lose the attack effect. We choose two types of noise, one is ordinary random noise, the other is Gaussian noise. And two kinds of ASR systems, corresponding attack methods are used for experiments, one is text-dependent ASR system DeepSpeech with OPT attack method, the other is command-dependent ASR system CommonVoice with GA-based attack method. When choosing the appropriate noise intensity and noise type, our method is better than methods proposed by Kwon and Yang, and the effect of ordinary random noise is slightly better than Gaussian noise. Although the random noise-adding method used in this paper can devastate adversarial examples, adding noise will also affect the recognition results of normal examples, and the appropriate intensity of noise is related to the perturbation intensity of adversarial examples. In the future work, we will make up other methods to overcome these shortcomings in order to achieve better results.

**Acknowledgements** This work was supported by the National Natural Science Foundation of China (Grant No. 6217011361, U1736215, 61901237), Zhejiang Natural Science Foundation (Grant No. LY20F020010), Ningbo Natural Science Foundation (Grant No. 202003N4089) and K.C. Wong Magna Fund in Ningbo University.

## References

1. K He, X Zhang, S Ren, J Sun.: Deep residual learning for image recognition. In: Proceedings of the IEEE Conference on Computer Vision and Pattern Recognition: 770–778(2016)
2. V Mnih, et al.: Human-level control through deep reinforcement learning. Nature 518:529–533(2015)
3. Kumar Y, Singh Na.: Comprehensive view of automatic speech recognition system-A systematic literature review. In: International Conference on Automation Computational and Technology Management (ICACTM). IEEE: 168-173(2019)
4. B Biggio, et al.: Evasion attacks against machine learning at test time. In: Joint European Conference on Machine Learning and Knowledge Discovery in Databases: 387–402(2013)
5. C Szegedy, et al.: Intriguing properties of neural networks. arXiv: 1312.6199(2013)
6. T Vaidya, Y Zhang, M Sherr, C Shields.: Cocaine noodles: exploiting the gap between human and machine speech recognition. 9th USENIX Workshop on Offensive Technologies (WOOT 15)(2015)
7. S Molau, M Pitz, R Schluwer, H Ney.: Computing mel-frequency cepstral coefficients on the power spectrum. In: IEEE International Conference on Acoustics, Speech, and Signal Processing. Proceedings (cat. No. 01CH37221)1:73–76(2001)
8. N Carlini, et al.: Hidden voice commands. 25th USENIX Security Symposium (USENIX Security 16):513-513(2016)
9. M Alzantot, B Balaaji, M Srivastava.: Did you hear that? adversarial examples against automatic speech recognition. arXiv:1801.00554(2018)
10. X Yuan, et al.: CommanderSong: A systematic approach for practical adversarial voice recognition. In: Proceedings of the 27th USENIX Security Symposium:49–64(2018)

11. M Cisse, Y Adi, N Neverova, J Keshet.: Houdini: Fooling deep structured prediction models. arXiv : 1707.05373(2017)
12. D Iter, J Huang, M Jwermann.: Generating adversarial examples for speech recognition. Stanford Technical Report(2017)
13. A Van Den Oord, et al.: WaveNet: A generative model for raw audio. arXiv: 1609.03499(2016)
14. I J Goodfellow, J Shlens, C Szegedy.: Explaining and harnessing adversarial examples. In: 3rd International Conference on Learning Representations, ICLR 2015 - Conference Track Proceedings:1–11(2015)
15. N Carlini, D Wagner.: Audio adversarial examples: Targeted attacks on speech-to-text. In: Proceedings - 2018 IEEE Symposium on Security and Privacy Workshops, SPW 2018:1–7(2018)
16. A Graves, S FERNÁNDEZ, F Gomez, J Schmidhuber.: Connectionist temporal classification: labelling unsegmented sequence data with recurrent neural networks. In: Proceedings of the 23rd International Conference on Machine learning (ICML):369–376(2006)
17. Y Qin, N Carlini, I Goodfellow, G Cottrell, C Raffel.: Imperceptible, Robust, and targeted adversarial examples for automatic speech recognition. In: 36th International Conference on Machine learning (ICML):9141–9150(2019)
18. L Schonherr, K Kohls, S Zeiler, T Holz, D Koloss.: Adversarial attacks against automatic speech recognition systems via psychoacoustic hiding. arXiv :1808.05665(2018)
19. X Liu, K Wan, Y Ding.: Towards weighted-sampling audio adversarial example attack. arXiv:1901.10300(2019)
20. R Taori, A Kamsetty, B Chu, N Vemuri.: Targeted adversarial examples for black box audio systems. arXiv:1805.07820(2018)
21. S Latif, R Rana, J Qadir.: Adversarial machine learning and speech emotion recognition: utilizing generative adversarial networks for robustness. arXiv:1811.11402(2018)
22. C H Yang, J Qi, P Y Chen X Ma, C Hlee.: Characterizing speech adversarial examples using self-attention u-net enhancement. In: ICASSP 2020-2020 IEEE International Conference on Acoustics, Speech and Signal Processing (ICASSP). IEEE:3107–3111(2020)
23. S Sun, C F Yeh, M Ostendorf, M Y Hwang, L Xie.: Training augmentation with adversarial examples for robust speech recognition. In: Proceedings Annual Conference of the International Speech Communication Association. INTERSPEECH:2404–2408(2018)
24. S Samizade, Z H Tan, C Shen, X Guan.: Adversarial example detection by classification for deep speech recognition. In: ICASSP 2020-2020 IEEE International Conference on Acoustics, Speech and Signal Processing (ICASSP):3102–3106(2020)
25. K Rajaratnam, J Kalita.: Noise flooding for detecting audio adversarial examples against automatic speech recognition. In: IEEE International Symposium on Signal Processing and Information Technology (ISSPIT). IEEE: 197–201(2018)
26. K Rajaratnam, K Shah, J Kalita.: Isolated and ensemble audio preprocessing methods for detecting adversarial examples against automatic speech recognition. arXiv:1809.04397(2018)
27. Z Yang, B Li, P Y Chen, D Song.: Characterizing audio adversarial examples using temporal dependency. arXiv:1180.910875(2018)
28. H Kwon, H Yoon, K W Park.: Acoustic-decoy: Detection of adversarial examples through audio modification on speech recognition system. In: Neurocomputing 417:357–370(2020)
29. A Hannun, et al.: Deep speech: Scaling up end-to-end speech recognition. arXiv:1141.25567(2014)
30. <http://www.openslr.org/12/>.
31. V I Levenshtein.: Binary codes capable of correcting deletions, insertions, and reversals. In: Soviet Physics Doklady 10:707–710(1966)
32. T N Sainath, C Parada.: Convolutional neural networks for small-footprint keyword spotting. In: Sixteenth Annual Conference of the International Speech Communication Association(2015)