

MUSIC DEMIXING CHALLENGE 2021

Yuki Mitsufuji¹ Giorgio Fabbro² Stefan Uhlich² Fabian-Robert Stöter³
¹ Sony Group Corporation, Japan ² Sony Europe B.V., Germany ³ INRIA, France

Yuhki.Mitsufuji@sony.com

ABSTRACT

Music source separation has been intensively studied in the last decade and tremendous progress with the advent of deep learning could be observed. Evaluation campaigns such as MIREX or SiSEC connected state-of-the-art models and corresponding papers, which can help researchers integrate the best practices into their models. In recent years, however, it has become increasingly difficult to measure real-world performance as the music separation community had to rely on a limited amount of test data and was biased towards specific genres and mixing styles. To address these issues, we designed the Music Demixing (MDX) Challenge on a crowd-based machine learning competition platform where the task is to separate stereo songs into four instrument stems (Vocals, Drums, Bass, Other). The main differences compared with the past challenges are 1) the competition is designed to more easily allow machine learning practitioners from other disciplines to participate and 2) evaluation is done on a hidden test set created by music professionals dedicated exclusively to the challenge to assure the transparency of the challenge, i.e., the test set is not included in the training set. In this paper, we provide the details of the datasets, baselines, evaluation metrics, evaluation results, and technical challenges for future competitions.

1. INTRODUCTION

Audio source separation has been studied extensively for decades as it brings benefits in our daily life, driven by many practical applications, e.g., hearing aids, speech diarization, etc. In particular, music source separation (MSS) attracts professional creators because it allows the remixing or reviving of songs to a level never achieved with conventional approaches such as equalizers. Suppressing vocals in songs can also improve the experience of a karaoke application, where people can enjoy singing together on top of the original song (where the vocals were suppressed), instead of relying on content developed specifically for karaoke applications. Despite the potential benefit that MSS offers, the research community was struggling in achieving solutions that satisfied the quality required by commercial applications. These demanding requirements were also aggravated by the under-determined settings the problem was formulated in since the number of provided channels in the audio recording is less than the number of sound objects that need to be separated.

In the last decade, the separation quality of MSS has

been largely improved owing to the advent of deep learning. A significant improvement by deep learning in a music separation task was observed at the Signal Separation Evaluation Campaign (SiSEC) 2015 [1], where a simple feed-forward network [2] able to perform four-instruments separation achieved the best signal-to-distortion ratio (SDR) scores, surpassing all other methods that did not use deep learning. The exploitation of deep learning in MSS was accelerated ever since, and it kept bringing better SDR results year after year in the successive SiSEC editions, held in 2016 [3] and 2018 [4]. A significant part of the challenge was the release of publicly available datasets such as [5] which up until is widely used partly because there is just no alternative available for evaluation. The dataset also has number of limitations such as its limited number of genres (mostly pop/rock) and its biases towards mixing characteristics (most stems were produced by the same engineers). Since the last evaluation campaign took place, many new papers were published claiming state-of-the-art, based on MUSDB18 test data, however, generalization performance did not improve at the same pace and some models seemed to overfit on MUSDB18. To keep scientific music separation research relevant and sustainable, we want to address some of the limitations of current evaluation frameworks by using:

- a fully automatic evaluation system that makes it easier for machine learning practitioners from other disciplines to participate.
- a newly professionally produced dataset of totally unseen data, dedicated exclusively to the challenge to ensure transparency in the competition (i.e., the test set had to be kept separate from the training set).

With these requirements, we designed a brand-new competition called Music Demixing (MDX) Challenge¹, where a call for participants was conducted on a crowd-based machine learning competition platform, and a hidden dataset crafted exclusively for this challenge was used to evaluate the MSS systems submitted to the competition. The MDX Challenge is officially regarded as a follow-up event of the professionally-produced music (MUS) task of the past SiSEC editions; to continue the tradition of the past MUS, participants were asked to separate stereo songs into stems of four instruments (Vocals, Drums, Bass, Other). Two leaderboards are used to rank the submissions:

¹ <https://www.aicrowd.com/challenges/music-demixing-challenge-ismir-2021>

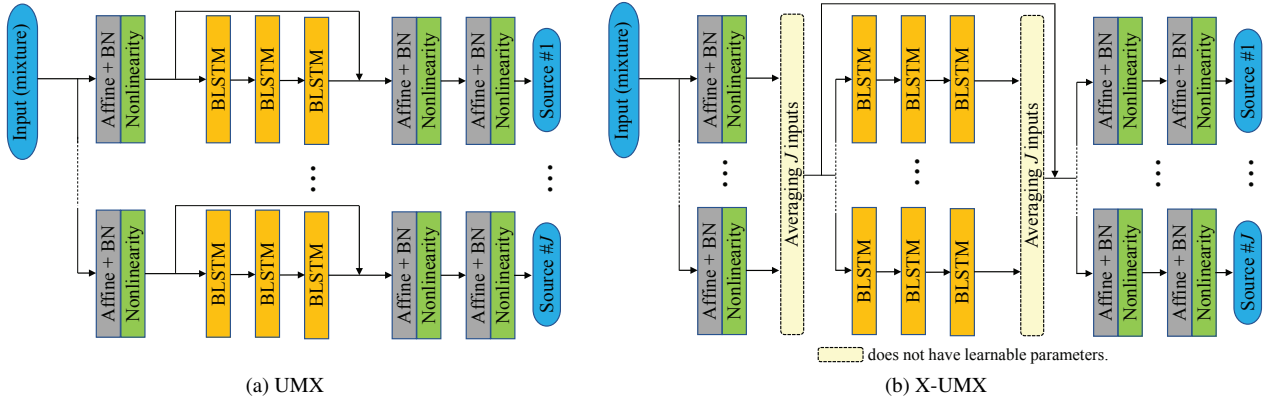


Figure 1: Comparison of network architectures used in our experiments.

A) methods trained on MUSDB18(-HQ) and B) methods trained with extra data. Leaderboard A is focused on establishing a fair comparison between models to highlight which one performs the best, independently of the data requirements; leaderboard B permits models to be used to their full potential and therefore shows the highest achievable scores as of today.

In the following, the paper provides the details about the test dataset in Sec. 2, the leaderboards in Sec. 3, the evaluation metrics in Sec. 4, the baselines in Sec. 5, the evaluation results in Sec. 6, and the technical challenges for future competitions in Sec. 7.

2. HIDDEN TEST DATA

For the specific purpose of this challenge, we introduced a new test set, called MDXDB21. This test set is made of 30 songs, created by Sony Music Entertainment (Japan) Inc. (SMEJ) with the specific intent to use it for the evaluation of the MDX Challenge. The dataset was closed to the participants, only the organizers of the challenge could access it. This allowed a fair comparison of the submissions.

Table 1 shows a list of the songs included in MDXDB21. To give more diversity in genre and language, the dataset features also non-western and non-English songs. The table also provides a list of the instruments present in each song; this can help researchers understand under which conditions their models fail to perform the separation.

3. LEADERBOARDS AND CHALLENGE ROUNDS

In the interest of fairness, we designed two different leaderboards for the MDX Challenge:

- **Leaderboard A** lists systems that were trained exclusively on MUSDB18-HQ [6]². This dataset has become the standard in literature as it is free to

²Participants were encouraged to use MUSDB18-HQ opposed to MUSDB18, as the former is not limited to 16kHz, a limit imposed by the audio codec of MUSDB18. Nevertheless, systems trained on MUSDB18 were also eligible for leaderboard A as MUSDB18 can be seen as a “derived” version of MUSDB18-HQ.

use and gives anyone the possibility to start training MSS models.

- **Leaderboard B** did not pose any constraints on the used training dataset. This allowed participants to train bigger models, exploiting the power of all the data at their disposal.

In order to avoid some participants overfitting to the MDXDB21 dataset, we split the dataset into three equal-sized parts and designed two challenge rounds: in the first round, participants could access the scores of their models computed only on the first portion of MDXDB21. In the second round, the second portion of MDXDB21 was added to the evaluation and participants could see how well their models generalized on new data. After the challenge ended, the overall score was computed on all songs³. These overall scores were also used for the final ranking of the submissions.

4. EVALUATION METRIC

4.1 Signal-to-Distortion Ratio (SDR)

As evaluation metric, we chose the signal-to-distortion ratio (SDR), which is defined as

$$SDR = 10 \log_{10} \frac{\sum_n \|s(n)\|^2 + \epsilon}{\sum_n \|s(n) - \hat{s}(n)\|^2 + \epsilon}, \quad (1)$$

where $s(n) \in \mathbb{R}^2$ denotes the waveform of the ground truth and $\hat{s}(n)$ the waveform of the estimate for one of the sources with n being the (discrete) time index. We use a small constant $\epsilon = 10^{-7}$ in (1) to avoid divisions by zero. The higher the SDR score is, the better the output of the system is.

For each song, this allows to compute the average SDR,

³We excluded three songs, which we used for demo purposes, e.g., to provide feedback to the participants about their submissions on AICrowd. These three songs are SS_008, SS_015 and SS_018.

Song ID	Genre	Language	Title	Instruments in <i>Other</i>
SS_001	Jpop	Japanese	Give Me One More Day	ch, db, egtr, gtr, hn, perc, pf, sfx, va, vc, vn
SS_002	Acid Jazz	English	Do It Right	egtr, epf, fl, perc, pf, sfx, str
SS_003	Ballad	English	I Reach for You	ch, pf, pk, va, vc, vn
SS_004	Funk	English	Diamond In a Rough	asax, gl, gtr, hpd, key, perc, syn, tbn, tpt, tsax, va, vc, vn
SS_005	Ballad (Duet)	English	You and I	cl, db, fl, gl, hn, hp, ob, pf, va, vc, vn
SS_006	Jazz	English	City Swing	asax, gtr, key, pf, tbn, tpt, tsax
SS_007	Bigband	English	Cut Loose, Then Ya Vamoose	asax, clap, gtr, key, tpt, tbn, tsax
SS_008	Rock	English	Take You Out	gtr, perc, pf
SS_009	Country	English	For Your Smile	egtr, gtr, mand, org, pad, perc, pf, sfx
SS_010	Hiphop	English	Monsta	bell, sfx, syn
SS_011	EDM	English	Tormented Soul	bell, egtr, hpd, perc, pf, sfx
SS_012	Metal	English	Time to Let Go	gtr, key
SS_013	Jazz	English	This Is Day	bell, gtr, pad, pf, sfx, syn
SS_014	AOR	English	Moments	gtr, mar, perc, syn, xyl
SS_015	Indian Pop	Hindi	Dil Ki Baatein (Conversations of the Heart)	syn, egtr
SS_016	Healing	Japanese	Waraeya Utaeya	epf, pad, perc, pf, str, shakuhachi, sfx, syn
SS_017	Reggae	English	Jump up	ch, gtr, org, perc, pf
SS_018	Pop	English	I Wanna See	gl, gtr, pad, pf, syn, vib, va, vc, vn
SS_019	Pop	English	Tonight	bell, egtr, epf, pad, sfx, str, syn
SS_020	Rock	English	Six Feet Between	org, pad, pf, syn
SS_021	R&B	Portuguese	Minha Sina	epf, pad, pf
SS_022	Jpop	Japanese	Spring (Three hundred years later)	bell, egtr, gl, koto, perc, pf, sfx, shakuhachi, syn, va, vc, vn
SS_023	Jpop	Japanese	Scissorhands	egtr, gtr, perc
SS_024	Digital Rock	English	I Can See You Calling Me	pad, sfx, syn
SS_025	Kpop	Korean	We Can Fly Away	pf, sfx, syn
SS_026	Electro	English	A.I. Robot	epf, gtr, pad, perc, pf, sfx, str, syn
SS_027	Trance	English	By My Side	gtr, pad, sfx, syn
SS_028	House	English	Break Free (Dance Together)	perc, pf, syn
SS_029	Pop	English	By Your Side	gtr, pad, pf, syn
SS_030	Jpop	Japanese	Kikai Jikake no Koenaki Katsubou	pf, sfx, str, syn

Table 1: List of songs in MDXDB21. Abbreviations of the instrument names comply with the International Music Score Library Project (IMSLP).

SDR_{Song} , given by

$$SDR_{\text{Song}} = \frac{1}{4} \left(SDR_{\text{Bass}} + SDR_{\text{Drums}} + SDR_{\text{Other}} + SDR_{\text{Vocals}} \right). \quad (2)$$

Finally, the systems are ranked by averaging SDR_{Song} over all songs in the hidden test set.

4.2 Comparison with Other Metrics

Before deciding to choose the (global) SDR (1), we did a comparison of the most common audio source separation evaluation metrics for “TAU1”, which was the best system of SiSEC 2018.

In particular, we compared the following metrics:

- Global/frame-wise SDR,
- Global/frame-wise mean absolute error (MAE),
- Global/frame-wise mean squared error (MSE),

- SDR of multi-channel BSS Eval v3 (evaluation metric of SiSEC 2015) [1, 7, 8],⁴
- Mean/median of frame-wise multi-channel BSS Eval v3 (evaluation metric of SiSEC 2016) [3],
- Mean/median of frame-wise multi-channel BSS Eval v4 (evaluation metric of SiSEC 2018) [4],
- Global/frame-wise SI-SDR [9].

“Global” refers to computing the metric on the full song whereas “frame-wise” denotes a computation of the metric on shorter frames which are then averaged to obtain a value for the song. For the frame-wise metrics, we used in our experiment a frame-size as well as a hop-size of one second, which is the default for `museval` [4], except for the frame-wise SDR of SiSEC 2016 where we used a frame-size of 30 seconds and a hop-size of 15 seconds as in [3].

Our analysis confirmed that the global SDR (1) is a good choice as it has a high correlation⁵ to the evalua-

⁴ This metric is equivalent to (1) except the small constants ϵ .

⁵ The Pearson, as well as Spearman correlation, is > 0.9 compared to

tion metrics of SiSEC 2016 and SiSEC 2018 while being at the same time simple to compute.

5. BASELINE SYSTEMS

The MDX Challenge featured two baselines: Open-Unmix (UMX) and CrossNet-UMX (X-UMX). A description of UMX can be found in [10], where the network is based on a BiLSTM architecture that was studied in [11]. X-UMX [12] is an enhanced version of UMX.

Figure 1 shows the architectures of the two models. The main difference between them is that UMX can be trained independently for any instrument while X-UMX requires all the networks together during training to allow exchange of gradients between them, at the cost of more memory. During inference, there is almost no difference between UMX and X-UMX regarding the model size or the computation time as the averaging operations in X-UMX do not introduce additional learnable parameters.

6. EVALUATION RESULTS AND KEY TAKEAWAYS

The two baselines described in Sec. 5, as well as state-of-the-art MSS methods, were evaluated on MDXDB21. Table 2 shows SDR results averaged over all 27 songs on leaderboard A, where all the listed models were trained only either on MUSDB18 or on MUSDB-HQ. For leaderboard B, UMX and X-UMX were trained on both, training and test set of MUSDB18-HQ, using the same 14 songs for validation as if only train part of MUSDB18 would have been used. Table 3 shows the SDR results on leaderboard B. Since the extra dataset used in each model is different, we cannot directly compare their scores, but we nonetheless listed the results to see how well the SOTA models can perform on new data created by music professionals. It can already be seen that the difference in SDR between these models is smaller to what is reported on the well established MUSDB18 test set. This indicates that generalization is indeed an issue for many of these systems and it will be interesting to see if other contributions are able to outperform the SOTA systems.

Fig. 2a and 2b show SDR_{song} for all 30 songs for the baselines as well as the currently best methods known from literature. There is one exception in the computation of SDR_{song} for SS_015: For this song, it was computed by excluding *bass* and averaging over three instruments only as this song has an all-silent *bass* track and SDR_{Bass} would aggravate the average SDR over four instruments. Please note that this song is one of the three demo songs that were not used for the evaluation of the systems.

The results for SS_25–26 are considerably worse than for the other songs; we can assume that this is because these songs contain more electronic sounds than the others.

Table 4 shows the final leaderboards of the MDX challenge. Comparing these numbers with the results in Table 2 and 3, we can observe an improvement of approx. 1.5dB over the course of the contest. This improvement was not

only achieved by blending several existing models but also by architectural changes. “defossez” (Alexandre Défossez) built upon his Demucs model [13] by:

- modifying the network architecture (using residual branches with dimension compression, dilated convolutions, local attention and smaller biLSTM for smaller size);
- applying regularization by penalizing singular values of all layers using low-rank SVD;
- using a hybrid architecture that processes audio both as waveform in the time domain and as spectrogram;
- fine-tuning the model on mixtures created by realistically remixing the stems in the training set.

“kuielab” (Woosung Choi and Minseok Kim) improved their TFC-TDF model [14] (including cutting off the high frequencies from the mixture spectrogram and using a “mixer” network that refines the estimations of the four TFC-TDF networks by sharing their outputs) and blended it with a pre-trained Demucs. A summary of all approaches was given in the Post-Challenge Town Hall meeting which is available on YouTube⁶.

7. ORGANIZING THE CHALLENGE AND FUTURE EDITIONS

7.1 Generalities

Organizing a research challenge is a multi-faceted task: on one hand, the intention is to bring people from different research areas together, enabling them to tackle a task new for them in the easiest way possible; on the other hand, it is an opportunity for more experienced researchers to measure themselves once more against the state-of-the-art, providing them with new challenges and space to further improve their previous work. All this, while making sure that the competition remains fair for all participants, both novice and experienced ones.

To satisfy the first point above, we decided to host the challenge on an open crowd-based machine learning competition website. This allowed the competition to be visible by researchers outside of the source separation community. The participants were encouraged to communicate, exchange ideas and even create teams, all through AICrowd’s forum. To make the task accessible to everyone, we prepared introductory material and collected useful resources available on the Internet so that beginners could easily start developing their systems and actively take part in the challenge.

We also managed to involve experienced researchers, by providing a closed set of new music data to evaluate their models upon. This music was created for the specific purpose of being used as test set in this challenge: this stimulated the interest of the existing MSS community because old models could be tested again and, possibly, improved.

the metrics that were used for SiSEC 2016 and SiSEC 2018.

⁶ <https://www.youtube.com/watch?v=TntPVZ4ajIk>

System	Training Set	SDR_{Song}	SDR_{Bass}	SDR_{Drums}	SDR_{Other}	SDR_{Vocals}
Ideal SWF	<i>Oracle</i>	9.63	9.01	9.54	8.63	11.33
Ideal MWF	<i>Oracle</i>	9.78	9.39	9.59	8.84	11.30
UMX [10]	MUSDB18-HQ	5.18	5.40	5.71	3.56	6.07
X-UMX [12]	MUSDB18-HQ	5.37	5.62	5.81	3.72	6.34
LaSAFT+GPoCM [15]	MUSDB18	5.64	5.78	5.23	4.37	7.16
D3Net [16]	MUSDB18	5.80	5.74	6.18	4.30	6.97
Demucs [13]	MUSDB18	5.81	6.48	6.44	3.96	6.37

Table 2: SDR results on MDXDB21 for oracle baselines as well as systems eligible for leaderboard A, i.e., systems trained only on MUSDB18/MUSDB18-HQ.

System	Training Set	SDR_{Song}	SDR_{Bass}	SDR_{Drums}	SDR_{Other}	SDR_{Vocals}
UMX extra [10]	MUSDB18-HQ + 50 songs	5.42	5.60	5.94	3.75	6.36
X-UMX extra [12]	MUSDB18-HQ + 50 songs	5.59	5.79	6.26	3.90	6.41
Demucs extra [13]	MUSDB18 + 150 songs	6.33	6.96	6.92	4.51	6.94
D3Net extra [16]	MUSDB18 + 1.5k songs	6.67	6.58	6.82	5.24	8.06
Spleeter (11kHz) [17]	25k songs	5.72	5.77	5.85	4.32	6.94
Spleeter (16kHz) [17]	25k songs	5.77	5.77	5.97	4.33	6.99
UMXL [10]	200h MP3 songs	6.52	6.62	6.84	4.89	7.73

Table 3: SDR results on MDXDB21 for leaderboard B, i.e., systems allowed to train with extra data.

The hidden test set also allowed us to organize a competition where fairness had a very high priority. Nobody could adapt their model to the test set as nobody except the organizers could access it. The whole challenge was divided into two rounds, where different subsets of the test set were used for the evaluation: this prevented users from adapting their best model to the test data by running multiple submissions. Only at the very end of the competition, the final scores on the complete test set were computed and the winners were selected: at that moment, no new model could be submitted any more. Cash prizes are offered for the winners in return for open-sourcing their submission.

7.2 Bleeding Sounds Among Microphones

The hidden test set was created with the task of MSS in mind, which meant that we had to ensure as much diversity in the audio data as possible while maintaining a professional level of production and also deal with issues that are usually not present when producing music in a studio.

Depending on the genre of the music being produced, bleeding among different microphones (i.e. among the recorded tracks of different instruments) is more or less tolerated. For example, when recording an orchestra, to maintain a natural performance, the different sections play in the same room: even if each section may be captured with a different set of microphones, each microphone will still capture the sound of all the other sections. This phenomenon is not desirable for the task of MSS: if a model learns to separate each instrument very well but the test data contains bleeding, the model will be wrongly penalized during the evaluation. For this reason, when producing the songs contained in the dataset, we had to ensure that specific recording conditions were respected. All our efforts were successful, except for one song (SS_008): even

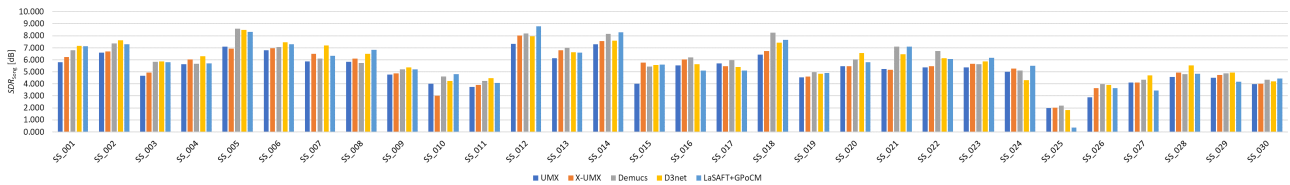
taking appropriate measures during the recording process (e.g. placing absorbing walls between instruments), the tracks contained some bleeding between drums and bass. For this reason, we removed this track from the evaluation and used it as a demo song instead.

Bleeding can be an issue also for training data: we cannot expect models to have better performance than the data they are trained upon unless some specific measures are taken. We did not explicitly address this aspect in the MDX Challenge; nevertheless, designing systems that are robust to bleeding in the training data is a desirable feature, not just for music source separation. We could envision that future editions of the MDX Challenge will have a track reserved for systems trained exclusively on data that suffer from bleeding issues, to focus the research community on this aspect as well.

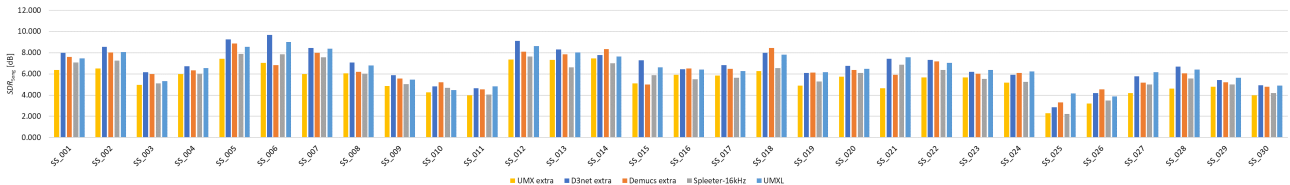
7.3 Silent Sources

Recording conditions are not the only factor that can make a source separation evaluation pipeline fail. Not all instruments are necessarily present in a track: depending on the choices of the composer, arranger, or producer, some instruments may be missing. This is an important aspect, as some evaluation metrics, like the one we chose, may not be robust to the case of a silent target. We decided to exclude from MDXDB21 one song (SS_015) as it has a silent target for the bass track. Please note that this issue was not present in previous competitions like SiSEC, as the test set of MUSDB18 does not feature songs with silent sources. Nevertheless, we think it would be an important improvement if the challenge evaluation could handle songs where one of the instruments is missing (e.g. instrumental songs without vocals, acapella interpretations, etc.).

Such an issue arises from the definition of clear identi-



(a) Leaderboard A



(b) Leaderboard B

Figure 2: Individual SDR_{Song} for methods from leaderboard A and B.

Rank	Team/User name	SDR_{Song}	SDR_{Bass}	SDR_{Drums}	SDR_{Other}	SDR_{Vocals}
1.	defossez	7.328	8.115	8.037	5.193	7.968
2.	kuielab	7.236	7.232	7.173	5.636	8.901
3.	Music_AI	6.882	7.273	7.371	5.091	7.792
4.	Kazane_Ryo_no_Danna	6.649	6.993	7.018	4.901	7.686
5.	ByteMSS	6.514	6.602	6.545	4.830	8.079

(a) Leaderboard A

Rank	Team/User name	SDR_{Song}	SDR_{Bass}	SDR_{Drums}	SDR_{Other}	SDR_{Vocals}
1.	Audioshake	8.326	8.342	8.664	6.505	9.793
2.	defossez	8.110	8.856	8.850	5.978	8.756
3.	kuielab	7.370	7.495	7.554	5.533	8.896
4.	Music_AI	6.882	7.273	7.371	5.091	7.792
5.	PyMDX	6.680	6.619	6.838	4.891	8.374

(b) Leaderboard B

Table 4: Final leaderboards with top-5 submissions

ties for the targets in the source separation task: the evaluation pipeline suffers from such strict definition and causes some songs to be unnecessarily detrimental to the overall scores. This is a motivation to move towards source separation tasks that do not feature clear identities for the targets, such as universal sound source separation: in that case, the models need to be able to separate sounds, independently on their identity. An appropriately designed pipeline for such a task would not suffer from the issue above. For this reason, for future editions of the challenge, we may consider including tasks similar to universal sound source separation.

7.4 Future Editions

We believe that hosting the MDX Challenge strengthened and expanded the source separation community, by providing a new playground to do research and attracting researchers from other communities and areas, allowing them to share knowledge and skills: all this focused on solving one of the most interesting research problems in the area of sound processing. Source separation can still bring benefits to many application and research areas: this

motivates the need for future editions of this competition.

In our view, this year’s edition of the MDX Challenge allows us to start a hopefully long tradition of source separation competitions. The focus of this year was music source separation on four instruments: given the role this task played in past competitions, this was a convenient starting point, that provided us with enough feedback and experience on how to make the competition grow and improve.

We encountered difficulties when compromising between how the source separation task expects data to be created and the professional techniques for music production: for instance, to keep the competition fair, we had to make sure that no crosstalk between target recordings was present. The same argument about crosstalk also highlighted the need for source separation systems that can be trained on data that suffer from this issue: this potentially opens access to training material not available before and can be another source of improvement for existing models. We realized how brittle the design of a simple evaluation system is when dealing with the vast amount of choices that artists can make when producing music: even the sim-

ple absence of an instrument in a track can have dramatic consequences in the competition results.

This knowledge will eventually influence the decisions we will take when designing the next editions of the MDX Challenge. In particular, we will:

- design an evaluation system around a metric that is robust to bleeding sounds between targets in the test ground truth data
- direct the attention of researchers to the robustness of models with respect to bleeding among targets in the training data, possibly reserving a separate track to systems trained exclusively on such data
- partially moves towards source separation tasks where there is no predefined identity for the targets, such as universal sound source separation.

Furthermore, motivated by the pervasiveness of audio source separation, we will consider reserving special tracks to other types of audio signals, such as speech and ambient noise. The majority of techniques developed nowadays provide useful insights independently on whether they are applied to music, speech or other kinds of sound. In the interest of scientific advancement, we will try to make the challenge as diverse as possible, in order to have the highest number of researchers cooperate, interact and ultimately compete for the winning system.

8. CONCLUSIONS

With the *Music Demixing Challenge 2021*, we continued the successful series of SiSEC MUS challenges. By using an crowd-sourced platform to host the competition, we tried to make it easy for ML practitioners from other disciplines to enter this field. Furthermore, we introduced a newly created dataset, called MDXDB21, which served as the hidden evaluation set for this challenge. Using it, allows to fairly compare all recently published models as it shows their generalization capabilities towards unseen songs.

We hope that this MDX Challenge will be the first one in a long series of competitions.

9. REFERENCES

- [1] N. Ono, Z. Rafii, D. Kitamura, N. Ito, and A. Liutkus, “The 2015 signal separation evaluation campaign,” in *Proc. Latent Variable Analysis and Signal Separation (LVA/ICA)*, 2015, pp. 387–395.
- [2] S. Uhlich, F. Giron, and Y. Mitsufuji, “Deep neural network based instrument extraction from music,” in *Proc. IEEE International Conference on Acoustics, Speech and Signal Processing (ICASSP)*, 2015, pp. 2135–2139.
- [3] A. Liutkus, F.-R. Stöter, Z. Rafii, D. Kitamura, B. Rivet, N. Ito, N. Ono, and J. Fontecave, “The 2016 signal separation evaluation campaign,” in *Proc. Latent Variable Analysis and Signal Separation (LVA/ICA)*, 2017, pp. 323–332.
- [4] F.-R. Stöter, A. Liutkus, and N. Ito, “The 2018 signal separation evaluation campaign,” in *Proc. Latent Variable Analysis and Signal Separation (LVA/ICA)*, 2018, pp. 293–305.
- [5] Z. Rafii, A. Liutkus, F.-R. Stöter, S. I. Mimilakis, and R. Bittner, “The MUSDB18 corpus for music separation,” Dec. 2017. [Online]. Available: <https://doi.org/10.5281/zenodo.1117372>
- [6] —, “MUSDB18-HQ - an uncompressed version of musdb18,” Dec. 2019. [Online]. Available: <https://doi.org/10.5281/zenodo.3338373>
- [7] E. Vincent, H. Sawada, P. Bofill, S. Makino, and J. P. Rosca, “First stereo audio source separation evaluation campaign: data, algorithms and results,” in *Proc. International Conference on Independent Component Analysis and Signal Separation (ICA)*. Springer, 2007, pp. 552–559.
- [8] E. Vincent, S. Araki, F. Theis, G. Nolte, P. Bofill, H. Sawada, A. Ozerov, V. Gowreesunker, D. Lutter, and N. Q. Duong, “The signal separation evaluation campaign (2007–2010): Achievements and remaining challenges,” *Signal Processing*, vol. 92, no. 8, pp. 1928–1936, 2012.
- [9] J. Le Roux, S. Wisdom, H. Erdogan, and J. R. Hershey, “Sdr—half-baked or well done?” in *Proc. IEEE International Conference on Acoustics, Speech and Signal Processing (ICASSP)*, 2019, pp. 626–630.
- [10] F.-R. Stöter, S. Uhlich, A. Liutkus, and Y. Mitsufuji, “Open-unmix - a reference implementation for music source separation,” *Journal of Open Source Software*, vol. 4, no. 41, p. 1667, 2019. [Online]. Available: <https://doi.org/10.21105/joss.01667>
- [11] S. Uhlich, M. Porcu, F. Giron, M. Enenkl, T. Kemp, N. Takahashi, and Y. Mitsufuji, “Improving music source separation based on deep neural networks through data augmentation and network blending,” in *Proc. IEEE International Conference on Acoustics, Speech and Signal Processing (ICASSP)*, 2017, pp. 261–265.
- [12] R. Sawata, S. Uhlich, S. Takahashi, and Y. Mitsufuji, “All for one and one for all: Improving music separation by bridging networks,” in *Proc. IEEE International Conference on Acoustics, Speech and Signal Processing (ICASSP)*, 2021, pp. 51–55.
- [13] A. Défossez, N. Usunier, L. Bottou, and F. Bach, “Music source separation in the waveform domain,” 2021.
- [14] W. Choi, M. Kim, J. Chung, D. Lee, and S. Jung, “Investigating u-nets with various intermediate blocks for spectrogram-based singing voice separation.” in *Proc. International Society for Music Information Retrieval Conference (ISMIR)*, 2020.

- [15] W. Choi, M. Kim, J. Chung, and S. Jung, “Lasaft: Latent source attentive frequency transformation for conditioned source separation,” in *Proc. IEEE International Conference on Acoustics, Speech and Signal Processing (ICASSP)*, 2021, pp. 171–175.
- [16] N. Takahashi and Y. Mitsufuji, “Densely connected multi-dilated convolutional networks for dense prediction tasks,” in *Proc. IEEE/CVF Conference on Computer Vision and Pattern Recognition (CVPR)*, 2021, pp. 993–1002.
- [17] R. Hennequin, A. Khlif, F. Voituret, and M. Moussallam, “Spleeter: a fast and efficient music source separation tool with pre-trained models,” *Journal of Open Source Software*, vol. 5, no. 50, p. 2154, 2020. [Online]. Available: <https://doi.org/10.21105/joss.02154>