

# Towards Observability for Machine Learning Pipelines

Shreya Shankar  
UC Berkeley  
shreyashankar@berkeley.edu

Aditya Parameswaran  
UC Berkeley  
adityagp@berkeley.edu

## ABSTRACT

Software organizations are increasingly incorporating machine learning (ML) into their product offerings, driving a need for new data management tools. Many of these tools facilitate the initial development and deployment of ML applications, contributing to a crowded landscape of disconnected solutions targeted at different stages, or components, of the ML lifecycle. A lack of end-to-end ML pipeline visibility makes it hard to address any issues that may arise after a production deployment, such as unexpected output values or lower-quality predictions. In this paper, we propose a system that wraps around existing tools in the ML development stack and offers end-to-end observability. We introduce our prototype and our vision for MLTRACE, a platform-agnostic system that provides observability to ML practitioners by (1) executing predefined tests and monitoring ML-specific metrics at component runtime, (2) tracking end-to-end data flow, and (3) allowing users to ask arbitrary post-hoc questions about pipeline health.

## 1. INTRODUCTION

Organizations, big and small, are devoting increasingly more resources towards developing and deploying applications powered by machine learning (ML). ML applications consist of pipelines that span multiple heterogeneous stages or *components*, such as ETL and model training. These components each come with their own challenges, such as data preprocessing issues [17, 2, 15], dealing with covariate shift [21, 14], prediction serving problems [7], and periodic retraining complications [26]. As a result, practitioners assemble a myriad of tools that each solve a fraction of challenges in a single component with varying degrees of effectiveness. For example, practitioners may use a Hive metastore to catalog frequently-changing raw data [23], Deequ for data validation [18], and Weights & Biases for experiment tracking during training [4].

However, such a hodgepodge of tools threatens ML application *sustainability*, or the ability to exist and continuously operate in production [22]. *The fundamental challenge underlying ML application sustainability is the lack of end-to-end visibility into the ML pipeline.* ML bugs could lie in any component in the end-to-end pipeline, as well as in interactions between them [14]; moreover, these pipelines could be complex even for a simple prediction task with only one model (Figure 1). Furthermore, the pipeline doesn't stop existing once a model is deployed—it continues to evolve as models for the same task are periodically retrained and redeployed over time [26]. To support visibility into one or more components of the ML pipeline, the database community has proposed a variety of solutions, e.g., for identifying data bugs during preprocessing [9, 15], and for logging models and model metadata during training for post-hoc debugging [24, 25, 12, 8]. Additionally, industry solutions such as MLFlow [27] and Weights & Biases [4]

have garnered widespread adoption by handling data management issues that stem from experimenting with large numbers of models. Unfortunately, these piecemeal approaches do not address the problem of end-to-end visibility into production ML pipelines, thereby making debugging and maintenance difficult.

One promising approach for end-to-end visibility, and therefore ML application sustainability, is to employ a holistic ML framework, such as TFX [13] or Overton [16]. Users need to use the framework to implement all components—from data preprocessing to deployment—to benefit from it. This rewrite can be cumbersome to users, who often prefer to reuse their existing ML application code and avoid vendor lock-in [11, 3]. Other approaches involve the use of various best practices and understanding of failure case studies [5, 19]; neither of which provide easy-to-use software solutions. Instead, in this work, we propose a *lightweight, platform-agnostic system for supporting end-to-end ML application sustainability*. To motivate the desired characteristics of such a system, as well as the underlying challenges, we look to the concept of software *observability* [20], and adapt it to the ML domain.

### 1.1 ML Observability

Software observability [20] is a concept drawn from control theory, and refers to bringing “*better visibility into understanding the complex behavior of software using telemetry collected ... at run time*” [10]. Existing software observability tools lack support for ML pipelines, which require many additional performance metrics and frequent “snapshotting” due to ever-changing data flow through the pipeline, posing new research challenges in data management.

Typical software observability solutions present metadata in the form of *logs*, *metrics*, and *traces* and synthesize this information to allow engineers to ask questions about system health. ML applications add new criteria to system health, as performance extends beyond system uptime; it also relies on the quality of predictions or outputs. We use the three aforementioned pillars of software observability as inspiration for the key facets of our ML observability approach, and outline the corresponding research challenges, next<sup>1</sup>.

**Logging.** Traditional software applications record events through logs, or event-related metadata produced at runtime, such as stack traces and error codes. While debugging, users search these logs post-hoc to answer their “needle-in-a-haystack” queries. ML applications add complexity to logging since they can experience silent failures (e.g., covariate shift or concept drift), which may not be reflected in typical output or error logging statements. Thus, our approach must capture inputs and outputs of intermediate compo-

<sup>1</sup>Logs, metrics, and traces, as used in software observability, represent different debugging patterns (i.e., finding a “needle in a haystack,” inspecting the cause of an alert, and understanding the lifecycle of an action respectively). These debugging patterns and corresponding metadata do not map directly to ML observability, motivating our slight modification.

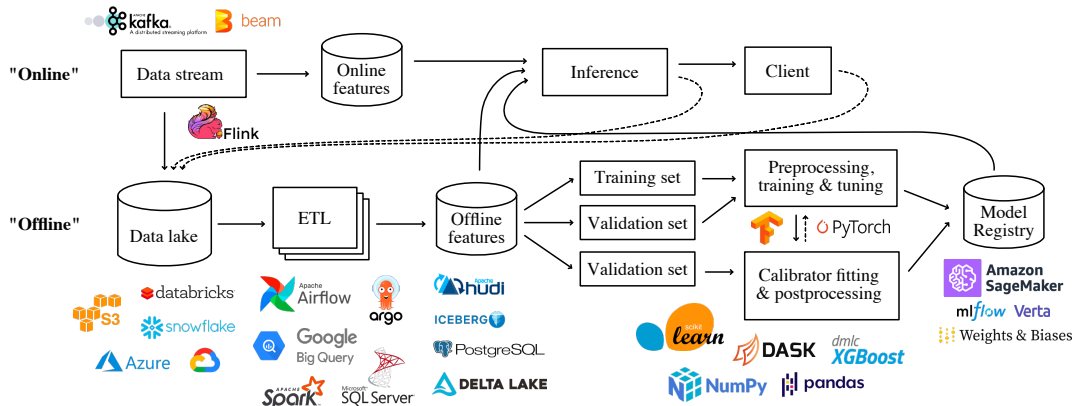


Figure 1: High-level architecture of a generic end-to-end machine learning pipeline. Logos represent a sample of tools used to construct components of the pipeline, illustrating heterogeneity in the tool stack.

nents, both of which can be computationally expensive and bulky to store (e.g., large DNN models). Additionally, it must be able to identify how inputs and outputs feed into each other across the pipeline, despite pipeline components being run at various frequencies, e.g., the ETL step in Figure 1 being run weeks prior to Inference. It should also support this logging in a lightweight manner with minimal user input.

**Monitoring.** In traditional software applications, engineers monitor numerical metrics that directly represent how well an application is performing (i.e., mean response time) and receive alerts when these metric values exceed a predefined threshold. Such metrics are typically simple to measure, as the values can easily be captured in the application and aggregations are straightforward. Monitoring is not straightforward in ML because the success of an ML application depends on model performance, which cannot easily be measured; labels, or true values, are often not provided in real-time in the production endpoint. Even if direct feedback is available (e.g., when a user clicks on an ad), ML metrics, such as F1 and t-test scores, can be expensive to compute at scale. Our approach must support a variety of ML-centric metrics efficiently in a plug-and-play fashion without the user having to write a lot of code, with these metrics being tracked in-situ as components of the pipelines are run repeatedly. Users should also be able to set alerts, triggers, or constraints to ensure overall ML pipeline health.

**Querying.** To debug systems from a holistic, end-to-end perspective, users need to be able to query the logs and metrics produced by an observability tool. To debug traditional software applications, engineers typically first inspect a trace, or the end-to-end journey of a data point, to understand the lineage of that request and determine where the bug may lie. This lineage may be straightforward to track when transformations are done in a single framework (e.g., REST), but ML applications are built using heterogeneous stacks of many tools. Having a complicated technical stack fragments access to information about data flow and provenance. Our approach must therefore integrate with a heterogeneous set of tools and still support lineage tracking. Second, ML bugs are rarely constrained to a single output, as ML pipelines will not have 100% accuracy. Practitioners typically investigate errors belonging to a group of outputs, or a *slice*. Our approach must support slice-based lineage querying where slices could be any subgroup defined on-demand, efficiently. Third, in many regulated industries such as finance or law, users may need to query over previous months or even years, requiring data to be retained over unusually long periods of time. This differs from traditional software applications, which commonly retain metadata on the order of days or weeks.

## 1.2 MLTRACE

We propose MLTRACE, a lightweight end-to-end framework centered around the execution of individual pipeline components that supports: (i) logging of component runs, inputs and outputs, (ii) a pluggable library of metrics and alerts to sustain ML performance (iii) a flexible querying framework and UI for users to debug their pipelines. MLTRACE flexibly interoperates with existing tools used in ML application development, and provides logging, monitoring, and querying capabilities to data scientists and engineers who like fine-grained control across the end-to-end pipeline. We introduce our current prototype for MLTRACE, which has already received preliminary interest from practitioners with over 200 GitHub stars ([github.com/loglabs/mltrace](https://github.com/loglabs/mltrace)). MLTRACE is only our first step towards our vision of ML observability; we also describe unaddressed research challenges as a call-to-arms for the database community to contribute to this nascent research direction.

## 2. ML PIPELINE NEEDS

We now explain common properties of production ML pipelines and unaddressed observability-related needs. The beginning of an end-to-end ML pipeline corresponds to data collected directly from the most upstream source imaginable, with the end being the most downstream output given to a user. For example, suppose a ride-sharing company has an ML application that tells drivers how likely their user is to give a tip. One end of this pipeline would be the mobile app telemetry data, and the other end would be the predicted tip probability shown to the driver. Although the task could be simple, such pipelines, can be complex and consist of many components. The notion of a component is flexible: for example, each box in the ML pipeline shown in Figure 1 can be a component.

### 2.1 Properties of Pipelines

**Pipeline architecture is dynamic.** Rarely is the architecture for an ML pipeline known upfront. As ML pipelines stand in production over time, new components are added and existing components are removed. For instance, a data scientist may add a new model to a pipeline to boost performance via ensembling, which could add new preprocessing, training, and inference components. Thus, *logging must be done at the component level*, not the pipeline level.

**Components are dynamic.** Not only do pipelines change, but a single component itself can easily change. In the software world, components change when code changes. Every pull request to a production codebase triggers a suite of continuous integration (CI) tests, written outside the main application in a `tests` folder, to verify functionality. In the ML world, components can also change

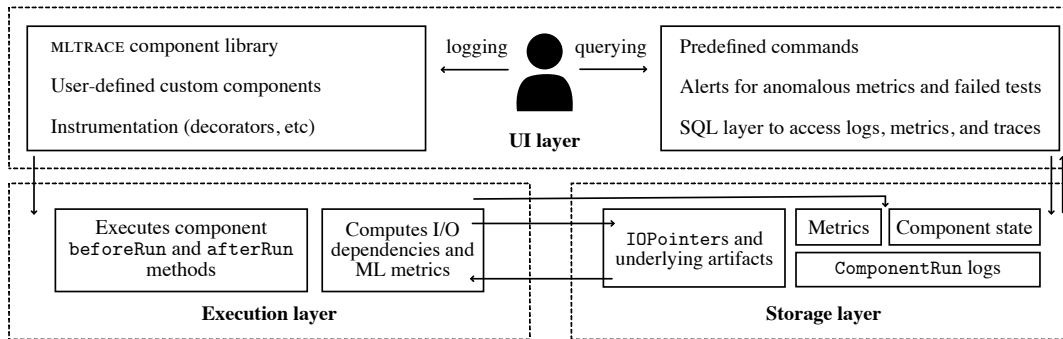


Figure 2: Proposed MLTRACE architecture

when any data or artifact (e.g., saved function or model) changes, rendering the software mechanism of CI testing insufficient. Thus, *our solution must execute tests on inputs and outputs at component runtime*. Tools like Deequ [18] and TFX [13] allow users to write data quality tests to execute at component runtime; however such tests are written as part of the main application and therefore not easily reusable.

## 2.2 User Needs

To debug their pipelines, practitioners need to query across different *states* of components. We define component state to represent information recorded or updated at component runtime, such as inputs, outputs, code snippets, start time, git hash, and other component metadata. We categorize common ML observability questions into four categories of increasing complexity:

- 1. Component run-level queries** include questions about a specific run of a component, such as specific input values or fine-grained component execution failures.
- 2. Component history queries** include questions about historical behavior of a component, such as whether there is data drift.
- 3. Cross-component queries** include questions about how components interact with each other, such as whether there is a mismatch between the online and offline sub-pipelines.
- 4. Cross-component history queries** include questions about historical pipeline snapshots, such as traces for a slice of outputs.

To address these queries, an ML observability system must be able to compute and store (1) history of and (2) interactions between components, motivating our key design decision to log state and perform user-defined “triggers” at component runtime. The system can then reconstruct the pipeline computation DAG to help practitioners catch failures.

## 3. SYSTEM

MLTRACE is a lightweight, end-to-end system that integrates into ML pipelines at the component level, with the following functionality: (1) a library of functions that can support predefined computation before or after component runs for metric calculation or any relevant alerts, triggers, or constraints; (2) logging of inputs, outputs, and metadata at the component run level; and (3) an interface for users to ask arbitrary post-hoc queries about their pipelines. The current prototype of MLTRACE<sup>2</sup> is publicly available on Github<sup>3</sup> and PyPI<sup>4</sup>. Our current prototype has preliminary approaches for (2) and (3) and we are working on populating our library (1).

### 3.1 Architecture

<sup>2</sup><https://mltrace.readthedocs.io/>

<sup>3</sup><https://github.com/loglabs/mltrace>

<sup>4</sup><https://pypi.org/project/mltrace/>

**Storage layer.** As shown in Figure 2, MLTRACE stores three types of data: pointers to inputs and outputs, logs capturing state every time a component is run, and metrics (quantitative measures monitored across consecutive runs of the same component). The MLTRACE database can be hosted on a remote server so that the artifacts, logs, and metrics can be accessed by anyone in an organization.

**Execution layer.** In the execution layer, which wraps around a component, MLTRACE runs predefined computation such as tests, identifies component runs it depends on based on its inputs, and infers component *staleness*. A component is defined as stale when at least one of its dependencies was generated a long time ago (default of 30 days) or was not the “freshest” representation (i.e., for an inference component, newer features or better models were available). We are also extending the definition of staleness to include failing user-defined tests, which could encompass data distribution shift.

**UI layer.** In the interface, users can query stale components, traces for outputs, and other information in component logs. Output traces are computed on the fly via depth-first search.

MLTRACE provides declarative, client-facing abstractions for users to specify components and the metrics and tests they would like to compute at every run of the component.

### 3.2 Abstractions

**Component.** The `Component` abstraction represents a stage in a pipeline, similar to Kubeflow [1] notation, and houses its static metadata, such as the name (primary key), description, owner, and any string-valued tags. The `Component` abstraction also includes `beforeRun` and `afterRun` methods for the user to define computation, or “triggers,” to be run before and after the component is run. These methods will primarily be used for testing and monitoring. MLTRACE will have a library of common components that practitioners can use off-the-shelf, such as a `TrainingComponent` that might check for train-test leakage in its `beforeRun` method and verify there is no overfitting in the `afterRun` method. Additionally, users can create their own types of components if they want to have finer-grained control.

**ComponentRun.** The `ComponentRun` (CR for short) abstraction represents dynamic data associated with a run or execution of a component. It includes the relevant `Component` name (foreign key), start timestamp of the run, end timestamp of the run, inputs, outputs, source code snapshot or git hash, extra notes, staleness indicator, and dependent CRs. Unlike other DAG-based tools, users do not need to explicitly define dependent components. MLTRACE sets the dependencies at runtime based on the input values; for example, if a feature generation CR produced an output `features.csv` and an inference CR used `features.csv` as an input, MLTRACE would add the feature generation CR as a dependency for the inference CR.

**IOPointer.** Inputs and outputs for a CR are represented by `IOPointers`. In the current prototype, the `IOPointer` holds only a string iden-

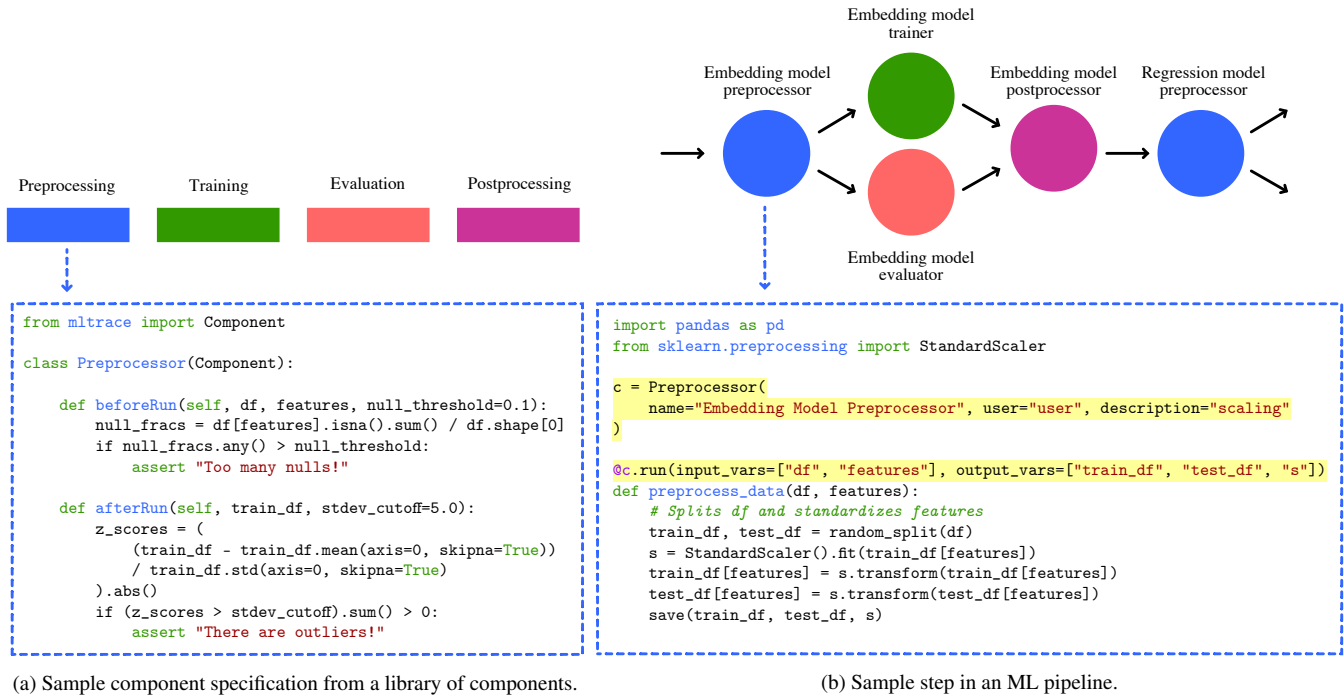


Figure 3: Example of how a user integrates MLTRACE into their ML pipeline. This example pipeline consists of an embedding model and a regression model. Left: Outside of the application, users assemble a library of components with computation to execute before and after components are run. Right: The highlighted snippet shows how the predefined component is integrated at component runtime.

tifier, such as `features.csv` or `model.joblib`, a flag, and an optional type that can be set by the user or inferred by MLTRACE if there is a file extension in the identifier. Flags can be set and cleared by the user at any point in time and are used to provide debugging hints. Types currently include `model`, `data`, and `endpoint`. In the future, we plan to store the inputs and output values of CRs and make this available to the user in the `afterRun` method of the Component abstraction, allowing the user to monitor the state of a component over time.

For MLTRACE to be as light as possible, we only require users to interact with the Component abstraction. CRs and IOPointers are created at component runtime, as demonstrated later in this section.

### 3.3 User Integration Example

The goal for MLTRACE is to be minimally invasive to a user’s codebase and not force any rewrites or tool migrations. The prototype works only for Python, but the backend has been designed so multiple languages can easily be supported via gRPC logging. In Figure 3, we provide an example component that a user may run and show how MLTRACE may be integrated.

**EXAMPLE 3.1.** *The user has a preprocessing step in their pipeline and wants to treat this step as a component.*

First, they either create their own component type or use a component type from MLTRACE’s library and add some tests or computation to run before and after. In the preprocessing component example shown in Figure 3a, they check that the input features are not missing before preprocessing and that there are no outliers after preprocessing. In the `beforeRun` and `afterRun` methods, the user has the option to add an `@asynchronous` decorator, which will run the triggers asynchronously.

The user can then integrate their MLTRACE component into their existing pipeline by adding the few highlighted lines of code shown in Figure 3b. Note that the variables passed into the `beforeRun` method must exist as variables in the decorated function signa-

ture, and the variables passed into the `afterRun` method must exist somewhere in the decorated function. Behind the scenes, MLTRACE runs a tracer to capture values of the specified variables. The `input_vars` and `output_vars` represent the inputs and outputs to the component and are logged to capture data flow through component runs.

We intend for a user to define their components in a separate directory and import them in their main application so that the predefined computation and tests can “live” in one place. This could be helpful if the user is part of an organization with many ML tasks and would like to standardize the triggers for similar components across different pipelines. The user does not need to specify attributes other than the name in the `Preprocessor` constructor—they can add these attributes to MLTRACE later.

### 3.4 System Execution

When the user executes their code, as shown in Figure 3b, MLTRACE will do the following:

1. Run the `beforeRun` method (optionally async)
2. Run code in the decorated function while capturing the relevant input, output, and trigger variable values
3. Materialize historical outputs to be available in the `afterRun` method for monitoring
4. Run the `afterRun` method (optionally async)
5. Compute dependencies for the component run based on its inputs, snapshot the code or git commit, and capture other metadata
6. Log inputs, outputs, and metadata as a `ComponentRun` record

Performing these steps may be simple when the data volume is low, but even if organizations are not working with very large datasets, the storage and computation overhead may be high. Consider a 10-component ML pipeline at a small company that serves 1000s of predictions a day and includes a model that requires 100 features. Every time their inference endpoint is pinged, the state of

each component in the the inference component’s dependency list changes, large data aggregations in each `beforeRun` and `afterRun` methods are performed, statistics such as KL divergence between each column in the inputs and outputs from previous and current states of each component are computed, and maybe even a new model and related artifacts are created if the pipeline supports on-line learning. This results in  $\Omega(1 \text{ million})$  `IOPointer` and `CR` nodes added to our graph daily. It is not only a challenge to store all of this data, but also to allow the user to query this information quickly to debug their systems.

## 4. OBSERVABILITY QUERY PATTERNS

In this section, we discuss what metrics a user might monitor to assess ML pipeline health and how they might use MLTRACE to ask questions about their pipelines for debugging purposes.

### 4.1 Service Level Agreements

Software engineering teams typically have *Service Level Agreements* (SLAs) to ensure their applications provide business value. An example of a software SLA, or a contractual agreement to hit a target measure of service performance, could be 99.9% uptime for a client-facing API-endpoint. Extending this concept, an example ML SLA could be 90% recall for a pipeline that predicts taxi riders who will tip their drivers. It is imperative to monitor business-critical metrics, such as minimum accuracy or click-through rate.

However, several existing ML monitoring solutions in industry overemphasize tracking distributions of pipeline intermediates, such as features, and outputs. While this can be helpful for debugging purposes, these monitored values are not useful on their own. For instance, what would a user do if they received an alert that one of their thousand features’ mean value dropped by 50%? It is more fruitful to see if business-critical metrics have dropped when assessing whether components of pipelines are stale. Additionally, triggering alerts for all intermediates can contribute to alert “fatigue,” rendering metrics useless in practice. To circumvent these problems, MLTRACE houses intermediate aggregations in `ComponentRun` logs and focuses alert-triggering metrics on SLAs or other business-critical requirements. Users declare their ML-related metrics upfront in the `Component` abstraction, which are computed every time that component is run and trigger alerts when SLAs are not met.

### 4.2 Query Patterns

We posit that all user queries directly or indirectly address meeting their SLAs. Next, we provide some examples of ML observability questions, describe how they fall into one of the four categories defined in Section 2.2, and discuss how MLTRACE can address them.

*EXAMPLE 4.1. Why is there a large, sudden drop in accuracy?*

The user traces outputs produced by the most recent inference component run. They perform a component run-level query: they look at the logs for each component run in the trace to see the results of the `beforeRun` and `afterRun` triggers. They find that the fraction of NULL values in an important column in the raw, unprocessed data is abnormally high.

*EXAMPLE 4.2. When should I retrain my model?*

The user performs a component history query on the inference component to visualize several metrics that track model staleness, such as the KL divergence between train and inference states, average prediction values, and median prediction values. They notice that it takes about a month for prediction quality to degrade

enough to violate business SLAs. They encode a trigger to retrain the model monthly in the inference component `afterRun` method.

*EXAMPLE 4.3. Why is the accuracy much lower than expected right after deployment?*

The user performs a cross-component query: they check the logs from the feature generation component that generated data for training and “propagate” these tests to the component that generates the online features. They see the production training component fails the new tests, indicating that there is a discrepancy between the online and offline feature generation code.

*EXAMPLE 4.4. Why are these clients complaining about the predictions we gave them over the last several months?*

The user performs a cross-component history query: they “slice” the outputs, aggregate traces for outputs in the slice, and sort the `ComponentRuns` in the traces by frequency in descending order. They notice that the top-ranked `ComponentRun` is a preprocessing component that hasn’t been refit in 6 weeks.

MLTRACE provides a predefined set of commands, such as `trace`, `inspect`, and `history`, for easy query access. For more specific queries, users can query the logs and metadata via SQL. Many challenges stem from executing these queries quickly and presenting the results in a digestible way.

## 5. DEMO AND CHALLENGES

We have deployed MLTRACE on an ML pipeline that predicts, for the NYC Taxicab dataset<sup>5</sup>, whether a rider will give a high tip (at least 20% of the fare) to a driver. there are currently 8 commands supported by the UI to determine history for a component, trace output IDs, and review faulty predictions to determine which components to debug. The MLTRACE UI for this pipeline is online<sup>6</sup>, and screenshots of the UI are shown in Figure 4.

Our MLTRACE prototype makes small steps towards our overall vision for ML observability. Next, we describe some remaining research challenges, organized around the key facets of our ML observability approach.

### 5.1 Logging Challenges

**Automatically inferred, lightweight logging.** When a user runs components, MLTRACE needs to (1) resolve component run dependencies without the user specifying them manually and (2) store copies of data and artifacts (e.g., saved functions or models) and deduplicate them on successive runs. Storing and versioning can be challenging when artifacts are large (e.g., DNNs) and frequently-changing (e.g., continual learning or retraining).

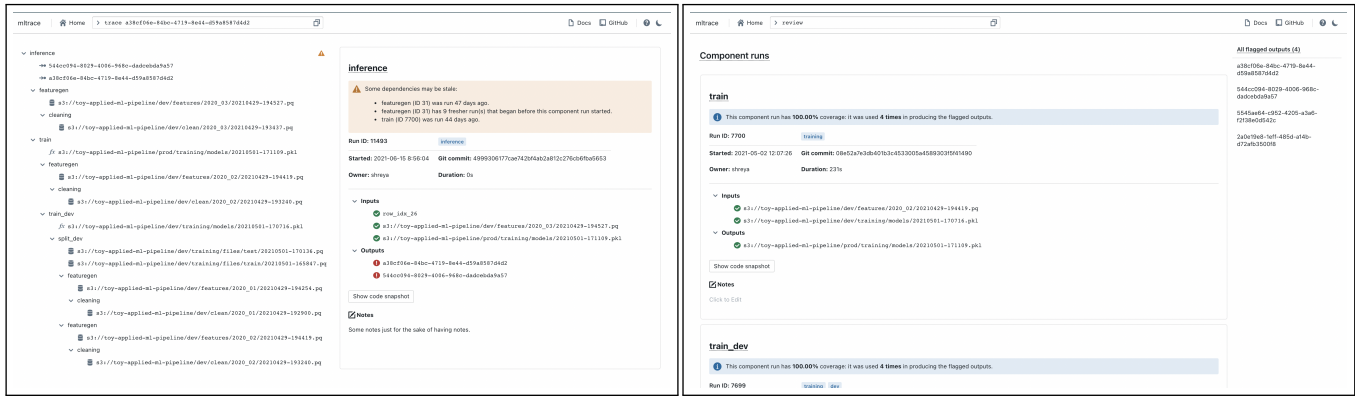
**Platform and language interoperability.** Programming languages, frameworks, and data formats all differ across both pipelines and organizations. We do not want users to rewrite their existing code (e.g., standardize file formats or use special functions to read and write data), so we need to trace the code at runtime without much overhead to log data and artifacts.

### 5.2 Monitoring Challenges

**Component library.** Our library of predefined components needs to have both high *coverage* and *accuracy* for the kinds of tests and metrics users will want to compute and monitor. With regards to accuracy, determining whether empirically observed groups of data

<sup>5</sup><https://www1.nyc.gov/site/tlc/about/tlc-trip-record-data.page>

<sup>6</sup><https://bit.ly/3j1tq08>



(a) trace

(b) review

Figure 4: Screenshots of the MLTRACE web UI. In the trace command view, the red error icons correspond to problematic outputs that a user has manually flagged for review.

points are significantly different is an unsolved algorithmic problem in the case where the shape of the distribution is unknown [21]. Computing simple metrics like the mean and median is a good start but can fail when skew and kurtosis changes. Computing well-known metrics like the Kolmogorov-Smirnov test statistic can be expensive and produce too many false positive alerts [6].

**Large, stateful aggregations of data.** We need to materialize historical I/O values for users to access at runtime in component beforeRun and afterRun triggers. Practically, this can be inefficient when production pipelines are run on containerized infrastructure (e.g., Kubernetes): in this setup, consecutive runs of the same component are executed on different nodes in a cluster, possibly motivating triggers to be computed in batch to save resources.

### 5.3 Querying Challenges

**Complex DAGs.** ML queries bring an unseen complexity to observability: for example, while debugging a pipeline, a user may want to aggregate thousands of metrics over a window of a few months, which could be millions of data points. As described in Section 3.4, pipeline DAGs could be large and complex, motivating new methods to draw human attention to summaries and anomalies (i.e., the most problematic components).

**Efficiency and utility tradeoff.** As time progresses, we may want to compact these logs to support aggregate queries even if individual tracing is no longer relevant on old data, posing new challenges in balancing resource efficiency and utility. Additionally, privacy laws also require practitioners to be able to trace “forwards”—for example, when an application client deletes their account, practitioners need to delete all artifacts derived from that client’s data. Deleting artifacts without rerunning dependent components (e.g., preprocessing or training) could break production. However, performing reruns every time a client deletes data may not be efficient.

## 6. CONCLUSION

We presented our prototype and vision for MLTRACE, a lightweight, platform-agnostic end-to-end observability tool for ML applications. MLTRACE integrates into existing codebases and does not force pipeline rewrites. MLTRACE executes tests and monitors metrics at component runtime to set triggers or alert users when pipeline health is possibly degrading. We explained the different kinds of observability-related questions ML practitioners may want to ask and how our flexible data model supports these queries. MLTRACE is still under active development: we are working on testing, monitoring, and alerting mechanisms as well as populating a component library for practitioners to construct ML pipelines off-the-shelf. We

call on the database community to contribute to the vision of ML observability, helping supporting users who are comfortable with their existing toolstack, while alleviating many of the data management and querying concerns that come with production ML.

## 7. REFERENCES

- [1] Overview of kubeflow pipelines, Apr 2021.
- [2] Z. Abedjan et al. Detecting data errors: Where are we and what needs to be done? *Proc. VLDB Endow.*, 9(12):993–1004, Aug. 2016.
- [3] A. Agrawal et al. Cloudy with high chance of dbms: a 10-year prediction for enterprise-grade ml. In *CIDR’20*, 2020.
- [4] L. Biewald. Tracking with weights and biases [www.wandb.com/](http://www.wandb.com/), 2020.
- [5] E. Breck et al. The ml test score: A rubric for ml production readiness and technical debt reduction. In *Big Data’17*, 2017.
- [6] E. Breck, M. Zinkevich, N. Polyzotis, S. Whang, and S. Roy. Data validation for machine learning. In *Proceedings of SysML*, 2019.
- [7] D. Crankshaw et al. The missing piece in complex analytics: Low latency, scalable model management and serving with velox. In *CIDR’15*, 2015.
- [8] R. Garcia et al. Hindsight logging for model training. In *VLDB’21*, 2021.
- [9] S. Grafberger, S. Guha, J. Stoyanovich, and S. Schelter. Minspect: A data distribution debugger for machine learning pipelines. In *SIGMOD’21*, 2021.
- [10] S. Karumuri, F. Solleza, S. Zdonik, and N. Tatbul. Towards observability data management at scale. *ACM SIGMOD Record*, 49(4):18–23, 2021.
- [11] E. Liberty et al. Elastic machine learning algorithms in amazon sagemaker. pages 731–737, 06 2020.
- [12] H. Miao, A. Li, L. Davis, and A. Deshpande. Towards unified data and lifecycle management for deep learning. In *ICDE’17*, 2017.
- [13] A. N. Modi et al. Tfx: A tensorflow-based production-scale machine learning platform. In *KDD 2017*, 2017.
- [14] N. Polyzotis, S. Roy, S. E. Whang, and M. Zinkevich. Data management challenges in production machine learning. In *SIGMOD’17*, 2017.
- [15] E. Rezig et al. Dagger: A data (not code) debugger. In *CIDR*, 2020.
- [16] C. Ré, F. Niu, P. Gudipati, and C. Srisuwanakorn. Overton: A data system for monitoring and improving machine-learned products. In *CIDR*, 2020.
- [17] S. Schelter et al. Automating large-scale data quality verification. In *PVLDB’18*, 2018.
- [18] S. Schelter, P. Schmidt, T. Rukat, M. Kiessling, A. Taptunov, F. Biessmann, and D. Lange. Deequ - data quality validation for machine learning pipelines. 2018.
- [19] D. Sculley et al. Hidden technical debt in ml systems. In *NIPS*, 2015.
- [20] C. Sridharan. *Distributed Systems Observability: A Guide to Building Robust Systems*. O’Reilly Media, 2018.
- [21] M. Sugiyama et al. Covariate shift adaptation by importance weighted cross validation. In *JMLR*, 2007.
- [22] D. A. Tamburri. Sustainable mlops: Trends and challenges. In *SYNASC*, 2020.
- [23] A. Thusoo et al. Hive: A warehousing solution over a map-reduce framework. In *VLDB*, 2009.
- [24] M. Vartak. Modeldb: a system for machine learning model management. In *HILDA’16*, 2016.
- [25] M. Vartak et al. Mistique: A system to store and query model intermediates for model diagnosis. In *SIGMOD’18*, 2018.
- [26] D. Xin, H. Miao, A. Parameswaran, and N. Polyzotis. Production ml pipelines: Empirical analysis and optimization opportunities. In *SIGMOD*, 2021.
- [27] M. Zaharia et al. Accelerating the machine learning lifecycle with mlflow. *IEEE Data Eng. Bull.*, 41:39–45, 2018.