
BDD-BASED ALGORITHM FOR SCC DECOMPOSITION OF EDGE-COLOURED GRAPHS

NIKOLA BENEŠ, LUBOŠ BRIM, SAMUEL PASTVA, AND DAVID ŠAFRÁNEK

Masaryk University, Brno, Czech Republic
e-mail address: xbenes3@fi.muni.cz

Masaryk University, Brno, Czech Republic
e-mail address: brim@fi.muni.cz

Masaryk University, Brno, Czech Republic
e-mail address: xpastva@fi.muni.cz

Masaryk University, Brno, Czech Republic
e-mail address: safranek@fi.muni.cz

ABSTRACT. Edge-coloured directed graphs provide an essential structure for modelling and computing complex problems arising in many scientific disciplines. The size of edge-coloured graphs appearing in practice can be enormous in the number of both vertices and colours. An important fundamental problem that needs to be solved over edge-coloured graphs is detecting strongly connected components. The problem becomes challenging for large graphs with a large number of colours.

In this paper, we describe a novel symbolic algorithm that computes all the monochromatic strongly connected components of an edge-coloured graph. In the worst case, the algorithm performs $O(p \cdot n \cdot \log n)$ symbolic steps, where p is the number of colours and n is the number of vertices. We evaluate the algorithm using an experimental implementation based on Binary Decision Diagrams (BDDs) and large (up to 2^{48}) coloured graphs produced by models appearing in systems biology.

INTRODUCTION

In many scientific disciplines, the processing of massive data sets represents one of the most important computational tasks. A variety of these data sets can be modelled in terms of very large multigraphs, augmented by a specific collection of application-dependent edge attributes. These attributes are often represented as colours, and the resulting formalism is called an *edge-coloured graph* [BJG97, BCLF79]. Geographic information systems, telecommunications traffic, or internet data are prime examples of data that are best represented as such edge-coloured graphs. For instance, in social networking, it is typically used to identify groups of nodes related to each other by some specific criteria (Sports, Health, Technology, Religion, etc.) represented as colours. Our interest in processing huge edge-coloured graphs

Key words and phrases: strongly connected components, symbolic algorithm, edge-coloured digraphs, saturation, systems biology.

is primarily motivated by applications taken from systems biology [BBK⁺12, GGG⁺17] and genetics [Dor94] where we have to deal not only with giant graphs as measured by the number of vertices and edges but also with large sets of colours. The colours in such graphs represent various parameters that influence the dynamics of a biological system [BBK⁺12, BPC⁺10, RCB05].

Fundamental graph algorithms such as breadth-first search, spanning tree construction, shortest paths, decomposition into strongly connected components (SCCs), etc., are building blocks of many practical applications. For the edge-coloured graphs, the primary research focus so far has been on some of the “classical” coloured graph problems, like the determination of the chromatic index, finding sub-graphs with a specified colour property (the coloured version of the k -linked problem), properly edge-coloured cycles and paths, alternating cycles, rainbow cliques, monochromatic cliques, monochromatic cycles, etc. [ADF⁺08, AA07, AG97, BJG97, TW07, KL08].

To the best of our knowledge, we are not aware of any work on SCC decomposition for edge-coloured graphs, even though this problem has many important applications. For example, in biological systems, connected components represent the attractors of the system. These play an essential role in determining the system’s properties, since they may correspond, for example, to the specific phenotypes of a cell [CC16]. The parameters (e.g. reaction rates) in such systems might be represented as edge colours in the state transition graph. The knowledge of attractors and how their structure depends on parameters is vital for understanding various biological phenomena [DAERR16, LWA⁺16]. Other applications where investigation of attractors is crucial include predictions of the global climate change [SRR⁺18] or predictions of spreading of infectious diseases such as COVID-19 [Mat20].

There is a serious computational problem related to the processing of massive edge-coloured graphs, even the non-coloured ones, that significantly affects the tractability of SCC decomposition. The graphs often cannot be handled with standard (explicit) representations since they are too large to be kept in the main memory. Various approaches have been considered to deal with such giant graphs: distributed-memory structures, structures for representing graphs symbolically, or storing the graphs in external memory. We review these approaches in more detail in the related work section.

In [BBB⁺17, BBP⁺19] we have initially attacked the SCC decomposition problem for massive edge-coloured graphs by developing a parallel semi-symbolic algorithm for detecting terminal SCCs. The algorithm uses symbolic structures to represent sets of parameters, while the graph itself is represented explicitly. The results have shown that the parallel semi-symbolic algorithm is not sufficient for the practical needs to tackle large graphs representing real-world problems. Those findings have motivated us to propose an entirely symbolic approach.

In this paper, we consider *edge-coloured multi-digraphs*, i.e., multi-digraphs such that each directed edge has a colour and no two parallel (i.e., joining the same pair of vertices) edges have the same colour. Here, we refer to such graphs simply as *coloured graphs*. For coloured graphs, we can define several notions of strongly connected components involving colours. We consider the simplest case, where the SCCs are *monochromatic*, that is all their edges have the same colour [Kir14]. This choice is motivated by the application in systems biology, as mentioned above.

Contribution. We propose a novel fully symbolic algorithm for detecting *all monochromatic components* in coloured graphs, which is in practice significantly faster than is achievable with

a naïve execution of an algorithm for symbolic SCC decomposition scanning all colours one-by-one, in particular on massive coloured graphs. This is because in many applications, the edges are largely shared among individual colours [BBK⁺12] and our algorithm is capable of exploiting this fact. The algorithm conceptually follows the *lock-step* reachability approach by Bloem [BGS00] for monochromatic digraphs. The key new ingredients behind our algorithm are a careful orchestration of the forward and backward reachability for different colours and a sophisticated selection of a set of pivots.

Structure of the paper. In Section 1, we recall the notions of strongly connected components and edge-coloured digraphs, and we state the coloured SCC decomposition problem. In Section 2, we first briefly introduce the forward-backward decomposition algorithm and the lock-step algorithm for monochromatic graphs. After that, we present the coloured SCC decomposition algorithm together with the proof of correctness and complexity analysis. In Section 3, we introduce Boolean networks and show how these can be translated into coloured graphs suitable for SCC-decomposition. We then discuss several improvements to the algorithm (saturation, trimming, parallelism and elimination of small SCCs) which make it scalable to larger models and thus more practically viable. In Section 4, we evaluate these on a improvements on a collection of real-world models. A conclusion is provided in the last section. This article is an extended version of an article that appeared in the Proceedings of TACAS 2021 [BBPS21]. We extend the information provided in the TACAS Proceedings with technical details of the algorithm including in-depth explanation of the key steps. Moreover, we extend the implementation and evaluation sections to give the reader more information on how the performance of the algorithm can be improved, and how the algorithm performs on a variety of real-world case studies.

Related Work. The detection of SCCs in (monochromatic) digraphs is a well-known problem computable in linear time. Best serial (explicit) algorithms are Kosaraju-Sharir [Sha81] and Tarjan [Tar72], which are both inherently based on depth-first search. However, these algorithms do not scale for large graphs, e.g., those encountered in model-checking. Therefore, alternative approaches to SCC decomposition have been proposed (I/O efficient, parallel, symbolic algorithms).

The algorithm of Jiang [Jia93] gives an I/O-efficient alternative based on a combination of depth-first and breadth-first search.

Efficient parallel distributed-memory algorithms avoid the inherently sequential DFS step [Rei85] in several different ways. The Forward-Backward algorithm [FHP00] employs a divide-and-conquer approach relying on picking a pivot state and splitting the graph in three independent (no crossing SCCs) parts. The approach of Orzan [Orz05] uses a different distribution scheme called a colouring transformation employing a set of prioritised colours to split the graph into many parts at once. The recursive OWCTY-Backward-Forward (OBF) approach is proposed in [BCVDP11]. It recursively splits the graph in a number of independent sub-graphs called OBF slices and applies to each slice the One-Way-Catch-Them-Young (OWCTY) technique. In [SRM14] the authors utilise variants of Forward-Backward and Orzan’s algorithms for optimal execution on shared-memory multi-core platforms. Finally, Bloemen et al. [BLvdP16] utilise the important ability of Tarjan’s algorithm to return detected SCCs on-the-fly. In particular, they present an on-the-fly parallel algorithm showing promising speedups for large graphs containing large SCCs. On

another end, GPU-accelerated approaches to computing SCCs have been addressed, e.g., in [BBBv11, HRO13, LZCY14, WKB14].

Computing SCCs of (monochromatic) digraphs symbolically is another way to handle giant graphs and has been thoroughly explored in literature. As in the case of efficient parallelisation, depth-first search is not feasible in the symbolic framework [GPP08]. In consequence, many DFS-based algorithms cannot be easily revised to work with symbolically represented graphs. An algorithm based on forward and backward reachability performing $\mathcal{O}(n^2)$ symbolic steps was presented by Xie and Beerel in [XB00]. Bloem et al. present an improved $\mathcal{O}(n \cdot \log n)$ algorithm in [BGS00]. Finally, an $\mathcal{O}(n)$ algorithm was presented by Gentilini et al. in [GPP03, GPP08]. This bound has been proved to be tight in [CDHL18]. In [CDHL18], the authors argue that the algorithm from [GPP03] is optimal even when considering more fine-grained complexity criteria, like the diameter of the graph and the diameter of the individual components. Ciardo et al. [ZC11] use the idea of saturation [CMS06] to speed up state exploration when computing each SCC in the Xie-Beerel algorithm and compute the transitive closure of the transition relation using a novel algorithm based on saturation. Besides these generic algorithms, there have been recently also proposed symbolic SCC decomposition methods to deal with specific large graphs, e.g., graphs generated by Boolean networks [MPQY19, YMPQ19].

1. PROBLEM DEFINITION

As we have already stated in the introductory section, the SCC decomposition problem for edge-coloured graphs has remained mostly unexplored until now. We thus start this paper by introducing and formalising the notion of *coloured SCC decomposition* itself and state some of its basic properties.

Before giving exact definitions, it might be instructive to discuss the substance of the coloured SCC decomposition intuitively. There are several ways of capturing the notion of a “coloured connected component”. For example, one of them is that of a colour-connectivity first introduced by Saad [Saa92]. It is based on alternating paths in which successive edges differ in colour. However, there is no unique, universally acceptable notion of a coloured component.

In the biological application we have in mind, we want to identify a coloured component as a coloured collection of SCCs—a collection where for every colour there is a set of all relevant monochromatic SCCs. Such a setting leads us to represent SCCs in the form of a relation. To that end, we first introduce such a relation for monochromatic graphs (Section 1.1) and consequently extend it to edge-coloured graphs (Section 1.2). The relation-based approach gives us also the advantage of allowing a feasible symbolic encoding of the problem.

1.1. Graphs and Strongly Connected Components. Let us first recall the standard definitions of a directed graph and its strongly connected components:

Definition 1.1. A *directed graph* is a tuple $G = (V, E)$ where V is a set of graph *vertices* and $E \subseteq V \times V$ is a set of graph *edges*.

We are going to use the word *graph* to mean *directed graph* in the following. We write $u \rightarrow v$ when $(u, v) \in E$ and $u \rightarrow^* v$ when $(u, v) \in E^*$, the reflexive and transitive closure of E . We say that v is *reachable* from u if $u \rightarrow^* v$. The reachability relation allows us to decompose a graph into strongly connected components, defined as follows:

Definition 1.2. In a graph $G = (V, E)$, a *strongly connected component* (SCC) is a maximal set $W \subseteq V$ such that for all $u, v \in W$, $u \rightarrow^* v$ and $v \rightarrow^* u$. For a fixed $v \in V$, we write $SCC(G, v)$ to denote the SCC of G that contains v .

If the graph G is clear from the context, we can simply write $SCC(v)$. A set of vertices $S \subseteq V$ is said to be *SCC-closed* if every SCC W is either fully contained inside S ($W \subseteq S$), or in its complement ($W \subseteq V \setminus S$). Notice that given a vertex v , the set of all vertices reachable from v , as well as the set of all vertices that can reach v , are both SCC-closed.

A pivotal problem in computer science is to find the SCC decomposition of G . As mentioned above, we represent the decomposition in the form of an *equivalence relation* R_{scc} such that the individual SCCs are exactly the equivalence classes of R_{scc} . The relation-based formulation of the SCC decomposition problem is the following:

Problem 1 (SCC decomposition). *Given a graph $G = (V, E)$, find the SCC decomposition relation $R_{scc} \subseteq V \times V$ such that $(u, v) \in R_{scc}$ if and only if $SCC(u) = SCC(v)$.*

Note that $SCC(u)$ is the section of the first attribute of R_{scc} , i.e. $SCC(u) = \{u \mid (u, v) \in R_{scc}\}$. We denote such a section in the following way: $SCC(u) = R_{scc}(u, _)$. Here, u is the specific value of an attribute at which the section is taken, and $_$ is used in place of the attributes that remain unchanged. Such notation naturally extends to relations of arbitrary arity.

1.2. Coloured SCC Decomposition Problem. We now lift the formal framework to the coloured setting. An edge-coloured graph can be seen as a succinct representation of several different graphs, all sharing the same set of vertices. Note that to emphasise the difference from the standard graphs as given in Definition 1.1, we sometimes call the standard graphs *monochromatic*.

Definition 1.3. An *edge-coloured directed multi-graph* (coloured graph for short) is a tuple $\mathfrak{G} = (V, C, E)$ where V is a set of vertices, C is a set of colours and $E \subseteq V \times C \times V$ is a coloured edge relation.

We also write $u \xrightarrow{c} v$ whenever $(u, c, v) \in E$ and use \xrightarrow{c}^* to denote the reflexive and transitive closure of \xrightarrow{c} . We say that v is c -reachable from u if $u \xrightarrow{c}^* v$, i.e. there is a path from u to v using only c -coloured edges. By fixing a colour $c \in C$ and keeping only the c -coloured edges (with the colour attribute removed), we obtain a monochromatic graph $\mathfrak{G}(c) = (V, \{(u, v) \mid (u, c, v) \in E\})$. We call this graph the *monochromatisation of \mathfrak{G} with respect to c* . Intuitively, one can view the elements of C as a type of graph parametrisation where the edge structure of the graph changes based on the specific $c \in C$.

The SCC decomposition relation R_{scc} is extended to the coloured SCC decomposition relation \mathfrak{R}_{scc} by relating every colour $c \in C$ with all SCCs of the monochromatisation $\mathfrak{G}(c)$. In consequence, the SCC decomposition problem is then lifted to the coloured SCC decomposition problem as follows:

Problem 2 (Coloured SCC decomposition). *Given a coloured graph $\mathfrak{G} = (V, C, E)$, find the coloured SCC decomposition relation $\mathfrak{R}_{scc} \subseteq V \times C \times V$ satisfying $(u, c, v) \in \mathfrak{R}_{scc}$ if and only if $(u, v) \in R_{scc}$ of $\mathfrak{G}(c)$.*

From this definition, we can immediately observe the following properties about the relationship of \mathfrak{R}_{scc} with the terms which we have defined before:

- R_{scc} of a monochromatisation $\mathfrak{G}(c)$ is exactly the section $\mathfrak{R}_{scc}(_, c, _)$;
- $SCC(\mathfrak{G}(c), v)$ is exactly the section $\mathfrak{R}_{scc}(v, c, _)$.

From this, it should be immediately apparent that \mathfrak{R}_{scc} contains all components of the underlying monochromatisations.

2. ALGORITHM

Conceptually, our algorithm follows the *lock-step* reachability approach by Bloem [BGS00] for monochromatic graphs. The lock-step algorithm itself is based on the basic forward-backward decomposition algorithm [XB00]. In this section, we first briefly introduce these two algorithms to explain better the key ideas behind our approach and, in particular, to explain the main difficulties encountered in employing the concepts of these algorithms to edge-coloured graphs. Although the algorithms were originally presented as producing a set of SCCs, we reformulate them slightly using the equivalent relation-based approach as explained in the previous section. After that, we present the coloured SCC decomposition algorithm. However, before we dive into the algorithmics, let us first briefly discuss the computation model we are using.

2.1. Symbolic Computation Model. As a complexity measure of our algorithm, we consider the number of symbolic steps, or more specifically, symbolic set and relation operations that the algorithm performs. As is customary, we assume that sets of vertices (V) and colours (C) can be represented symbolically (for example, using reduced ordered binary decision diagrams [Bry86]) as well as any relations over these sets. In particular, we often talk about *coloured vertex sets*, by which we mean the subsets of $V \times C$.

Aside from normal set operations (union, intersection, difference, product and element selection), we also require some basic relational operations, all of which we outline in Figure 1. These extra operations tend to appear in other applications as well (such as symbolic model checking [BCM⁺92]), and are thus typically already available in mature symbolic computation packages.

Finally, there are several derived operators that are partially specific to our application to coloured graphs. However, these can be constructed using standard set and relation operations. The intuitive meaning of the derived operators is as follows: COLOURS returns all the colours that appear in the given coloured vertex set. PRE and POST compute the pre and post-image of a (monochromatic or coloured) set of vertices, i.e. the set of successors or predecessors of all the vertices in the given set, respectively. Finally, JOIN takes a coloured vertex set A and computes the set $\{(u, c, v) \mid (u, c) \in A, (v, c) \in A\}$.

2.2. Forward-Backward Algorithm. To symbolically compute the SCCs of a graph $G = (V, E)$, Xie and Beerel [XB00] observed that for any vertex $v \in V$, the intersection $W = F \cap B$ of the forward reachable vertices $F = \{v' \in V \mid v \rightarrow^* v'\}$ and the backward reachable vertices $B = \{v' \in V \mid v' \rightarrow^* v\}$ is exactly the strongly connected component of G which contains v .

The algorithm thus picks an arbitrary *pivot* $v \in V$, and divides the vertices of the graph into four disjoint sets: W , $F \setminus W$, $B \setminus W$ and $V \setminus (F \cup B)$. This is illustrated graphically in Figure 2 (left). The set W is then immediately reported as an SCC of the graph, and added into the component relation: $R_{scc} \leftarrow R_{scc} \cup (W \times W)$. It is easy to see that every

Standard set operations		
pick element	PICK(A)	arbitrary $x \in A$
union	$A \cup B$	$\{x \mid x \in A \vee x \in B\}$
intersection	$A \cap B$	$\{x \mid x \in A \wedge x \in B\}$
difference	$A \setminus B$	$\{x \mid x \in A \wedge x \notin B\}$
product	$A \times B$	$\{(x, y) \mid x \in A \wedge y \in B\}$
Relation manipulation ($R \subseteq S_1 \times \dots \times S_n$)		
i -th section at x	$\sigma_i(x, R)$	$\{(y_1, \dots, y_{i-1}, y_{i+1}, \dots, y_n) \mid (y_1, \dots, y_{i-1}, x, y_{i+1}, \dots, y_n) \in R\}$
existential quantification of the i -th element	$\exists_i(R)$	$\bigcup_{x \in S_i} \sigma_i(x, R)$
swap	SWAP($R \subseteq A \times B$)	$\{(y, x) \in B \times A \mid (x, y) \in R\}$
Derived operations ($G = (V, E), \mathfrak{G} = (V, C, E)$)		
colours	COLOURS($A \subseteq V \times C$)	$\exists_1(A)$
pre-image	PRE($G, A \subseteq V$)	$\exists_2((V \times A) \cap E)$
post-image	POST($G, A \subseteq V$)	$\exists_1((A \times V) \cap E)$
coloured pre-image	PRE($\mathfrak{G}, A \subseteq V \times C$)	$\exists_3((V \times \text{SWAP}(A)) \cap E)$
coloured post-image	POST($\mathfrak{G}, A \subseteq V \times C$)	SWAP($\exists_1((A \times V) \cap E)$)
coloured join	JOIN($A \subseteq V \times C$)	$(V \times \text{SWAP}(A)) \cap (A \times V)$

Figure 1: Summary of symbolic operations that appear in the presented algorithms. The derived operations can be implemented using the standard and relational operations. However, typically they also have a slightly more efficient direct implementations.

other SCC is fully contained within one of the three remaining sets (they are SCC-closed), and the algorithm thus recursively repeats this process independently in each set.

The correctness of the algorithm follows from the initial observation and the fact that every vertex eventually appears in W (either as a pivot or as a result of $F \cap B$). In the worst case, the algorithm performs $O(|V|^2)$ symbolic steps, since every vertex is picked as a pivot at most once and the computation of F and B requires at most $O(|V|)$ PRE/POST operations.

2.3. Lock-step Algorithm. To improve the efficiency of the forward-backward algorithm, the lock-step approach [BGS00] uses another important observation: To compute W , it is not necessary to fully compute both F and B ; only the smaller (in terms of diameter) of the two sets needs to be entirely known. With this observation, the computation of F and B can be modified in the following way: Instead of computing F and B one after the other, the computation is *interleaved* in a step-by-step manner (dovetailing). When one of the sets is fully computed, the computation of the second set is stopped. Let us call the computed set *converged* and denote it by Con , and the unfinished set *non-converged* and denote it by Non . This situation is illustrated in Figure 2 (right).

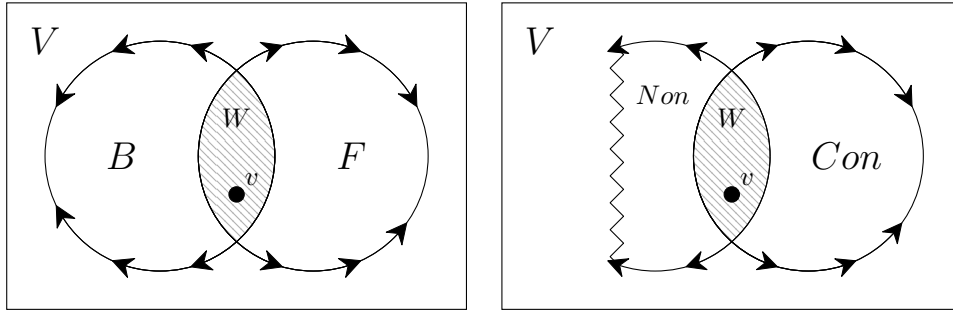


Figure 2: Illustration of the difference between the forward-backward algorithm (left) and the lock-step algorithm (right). On the left, we fully compute both backward (B) and forward (F) reachable sets from the pivot v , identifying W as $F \cap B$. On the right, without loss of generality, assume F is fully computed first. It thus becomes converged (Con) and the computation of B (Non) is stopped before it is fully explored.

However, even when Con is fully known, we still need to finish the computation of states in Non that are inside Con to discover the whole component W . This is necessary if there are vertices w in W whose forward distance from v (i.e. the length of the path $v \rightarrow^* w$) is short while their backward distance (the length of the path $w \rightarrow^* v$) is long, or vice versa. Such vertices are thus only discovered in one of the two reachability procedures and still need to be discovered by the other one to identify the whole component. However, an important observation is that only the vertices already inside Con need to be considered in this phase.

After this, the SCC can be identified and reported just as in the forward-backward algorithm. Finally, the recursion now continues in sets $Con \setminus W$ and $V \setminus Con$. This is due to Non being not fully computed; we cannot guarantee that no SCC overlaps outside of Non (Non is not necessarily SCC-closed).

The algorithm is still correct because every vertex is eventually either picked as a pivot or discovered in some W . Furthermore, due to the way Con and Non are computed guarantees that W is still a whole SCC. In terms of complexity, the algorithm performs $O(|V| \cdot \log |V|)$ symbolic steps in the worst case. To see why this is true, we may observe that every vertex appears in W exactly once, and that the smaller of the two sets $Con \setminus W$ and $V \setminus Con$, let us call it S , is always smaller than $\frac{|V|}{2}$. The authors then argue that the price of every iteration can be attributed (up to a multiplicative constant) to the vertices in $S \cup W$ and that every vertex appears in S at most $O(\log |V|)$ -times.

2.4. Coloured Lock-step Algorithm. When developing an algorithm for coloured graphs, one needs to deal with multiple challenges which do not appear for monochromatic graphs and require careful consideration. In the following, we refer to the pseudocode in Algorithm 1.

An important observation is that the structure of components in the graph can change arbitrarily with respect to the graph colours. In consequence, our algorithm cannot simply operate with sets of graph vertices as the normal algorithm would. To that end, we use the notion of coloured vertex sets as introduced in Section 2.1 where the symbolic operations we perform on these sets have been described.

Algorithm 1: Symbolic Coloured SCC Decomposition

```

1 Function COLOUREDSCC( $\mathfrak{G} = (V, C, E)$ )
2    $\mathfrak{R}_{scc} \subseteq (V \times C \times V) \leftarrow \emptyset$ ;
3   DECOMPOSITION( $\mathfrak{G}, \mathfrak{R}_{scc}, V \times C$ );
4   return  $\mathfrak{R}_{scc}$ ;

5 Function DECOMPOSITION( $\mathfrak{G} = (V, C, E), \mathfrak{R}_{scc} \subseteq (V \times C \times V), \mathcal{V} \subseteq (V \times C)$ )
6   if  $\mathcal{V} = \emptyset$  then return;
7    $\mathcal{F}, \mathcal{B}, \mathcal{F}_{open}, \mathcal{B}_{open} \subseteq (V \times C) \leftarrow \text{PIVOTS}(\mathcal{V})$ ;
8    $\mathcal{F}_{paused}, \mathcal{B}_{paused} \subseteq (V \times C) \leftarrow \emptyset$ ;
9    $F_{lock}, B_{lock} \subseteq C \leftarrow \emptyset$ ;
10  while  $F_{lock} \cup B_{lock} \subset \text{COLOURS}(\mathcal{V})$  do
11     $\mathcal{F}_{open} \subseteq V \times C \leftarrow (\text{POST}(\mathfrak{G}, \mathcal{F}_{open}) \cap \mathcal{V}) \setminus \mathcal{F}$ ;
12     $\mathcal{B}_{open} \subseteq V \times C \leftarrow (\text{PRE}(\mathfrak{G}, \mathcal{B}_{open}) \cap \mathcal{V}) \setminus \mathcal{B}$ ;
13     $F_{lock} \leftarrow F_{lock} \cup (\text{COLOURS}(\mathcal{V}) \setminus \text{COLOURS}(\mathcal{F}_{open}))$ ;
14     $B_{lock} \leftarrow B_{lock} \cup (\text{COLOURS}(\mathcal{V}) \setminus \text{COLOURS}(\mathcal{B}_{open}) \setminus F_{lock})$ ;
15     $\mathcal{F}_{paused} \leftarrow \mathcal{F}_{paused} \cup (\mathcal{F}_{open} \cap (V \times B_{lock}))$ ;
16     $\mathcal{B}_{paused} \leftarrow \mathcal{B}_{paused} \cup (\mathcal{B}_{open} \cap (V \times F_{lock}))$ ;
17     $\mathcal{F}_{open} \leftarrow \mathcal{F}_{open} \setminus (V \times B_{lock})$ ;
18     $\mathcal{B}_{open} \leftarrow \mathcal{B}_{open} \setminus (V \times F_{lock})$ ;
19     $\mathcal{F} \leftarrow \mathcal{F} \cup \mathcal{F}_{open}$ ;
20     $\mathcal{B} \leftarrow \mathcal{B} \cup \mathcal{B}_{open}$ ;
21  end
22   $Con \subseteq V \times C \leftarrow (\mathcal{F} \cap (V \times F_{lock})) \cup (\mathcal{B} \cap (V \times B_{lock}))$ ;
23   $\mathcal{F}_{open} \leftarrow \mathcal{F}_{paused} \cap Con$ ;
24   $\mathcal{B}_{open} \leftarrow \mathcal{B}_{paused} \cap Con$ ;
25  while  $\mathcal{F}_{open} \neq \emptyset \wedge \mathcal{B}_{open} \neq \emptyset$  do
26     $\mathcal{F}_{open} \leftarrow (\text{POST}(\mathfrak{G}, \mathcal{F}_{open}) \cap Con) \setminus \mathcal{F}$ ;
27     $\mathcal{B}_{open} \leftarrow (\text{PRE}(\mathfrak{G}, \mathcal{B}_{open}) \cap Con) \setminus \mathcal{B}$ ;
28     $\mathcal{F} \leftarrow \mathcal{F} \cup \mathcal{F}_{open}$ ;
29     $\mathcal{B} \leftarrow \mathcal{B} \cup \mathcal{B}_{open}$ ;
30  end
31   $\mathcal{W} \subseteq V \times C \leftarrow \mathcal{F} \cap \mathcal{B}$ ;
32   $\mathfrak{R}_{scc} \leftarrow \mathfrak{R}_{scc} \cup \text{JOIN}(\mathcal{W})$ ;
33  DECOMPOSITION( $\mathfrak{G}, \mathfrak{R}_{scc}, \mathcal{V} \setminus Con$ );
34  DECOMPOSITION( $\mathfrak{G}, \mathfrak{R}_{scc}, Con \setminus \mathcal{W}$ );

35 Function PIVOTS( $\mathcal{V}$ )
36   $\mathcal{P} \subseteq (V \times C) \leftarrow \emptyset$ ;  $\mathcal{V}' \subseteq (V \times C) \leftarrow \mathcal{V}$ ;
37  while  $\mathcal{V}' \neq \emptyset$  do
38     $(v, c) \leftarrow \text{PICK}(\mathcal{V}')$ ;
39     $\mathcal{P} \leftarrow \mathcal{P} \cup (\{v\} \times \sigma_1(v, \mathcal{V}'))$ ;
40     $\mathcal{V}' \leftarrow \mathcal{V}' \setminus (V \times \text{COLOURS}(\mathcal{P}))$ ;
41  end
42  return  $\mathcal{P}$ ;

```

Initially, the algorithm starts with all vertices and colours, i.e. the full set $V \times C$. However, as the components are discovered, the intermediate results may contain different vertices appearing only for certain subsets of C . As a result, we often cannot pick a single pivot vertex that would be valid for all considered colours. Instead, we aim to pick a *pivot set* $P \subseteq V \times C$ such that for every colour that still appears in \mathcal{V} , the set contains *exactly* one vertex. Alternatively, one can also view the pivot set as a (partial) function from C to V . This is done in the PIVOTS function. In the following discussion of the algorithm, we use the notion of c -coloured pivot to be the vertex u such that (u, c) has been included in the set coloured returned from PIVOTS in the current iteration.

The lock-step reachability procedure also cannot operate as in a standard graph. First of all, there can be colours where the forward reachability converges first, as well as colours where this happens for backward reachability. The algorithm thus has to account for both options simultaneously. Second, for each colour, the reachability can converge in a different number of steps. To deal with this problem, we introduce the F_{lock} and B_{lock} variables. These store the mutually disjoint sets of colours for which the forward and backward reachability procedures have already converged. The lock-step procedure terminates when F_{lock} and B_{lock} contain all the colours that appear in \mathcal{V} .

Throughout the algorithm, we keep track of several coloured-set variables. The first two, \mathcal{F} and \mathcal{B} , represent the forward and backward reachable sets, respectively. This means that for every colour c present in \mathcal{V} , if u is the c -coloured pivot, every $(v, c) \in \mathcal{F}$ satisfies $u \xrightarrow{c}^* v$ and every $(v, c) \in \mathcal{B}$ satisfies $v \xrightarrow{c}^* u$. Furthermore, if $c \in F_{lock}$ then \mathcal{F} contains exactly all such pairs; similarly for B_{lock} and \mathcal{B} .

We say that a coloured vertex pair (v, c) has been *forward expanded* or *backward expanded* in the current iteration of the algorithm, if there has been a call to the POST or PRE symbolic operation with (v, c) and element of the coloured set argument. To track which reachable coloured vertices are to be expanded later, also called the *frontiers* of the reachability sets, we have the four variables \mathcal{F}_{open} , \mathcal{F}_{paused} , \mathcal{B}_{open} , \mathcal{B}_{paused} .

The frontier of \mathcal{F} is the union $\mathcal{F}_{open} \cup \mathcal{F}_{paused}$. The sets \mathcal{F}_{open} and \mathcal{F}_{paused} are disjoint: \mathcal{F}_{open} involves those colours for which the lock-step reachability procedure has not finished yet, i.e. the colours that are neither in F_{lock} nor in B_{lock} , while \mathcal{F}_{paused} represents the part of the frontier whose exploration is currently paused due to the fact that its colours are in B_{lock} . Note that there may be no pair (v, c) of the forward frontier with $c \in F_{lock}$ as that means that the exploration of the c -coloured forward-reachable set is complete. A symmetric role is played by the sets \mathcal{B}_{open} and \mathcal{B}_{paused} .

In the first while cycle (lines 10–21), we compute the reachability sets in the lock-step manner. Once a reachability set is completed for some colours (i.e., there are no vertices to expand with those colours), we add the colours to the corresponding F_{lock} or B_{lock} variable. Note that we ensure that F_{lock} and B_{lock} remain disjoint even if the two reachability procedures converged at the same time for certain colours—see line 14. We use F_{lock} and B_{lock} to split the newly computed frontier sets into the parts that are to be expanded in the next iteration (\mathcal{F}_{open} , \mathcal{B}_{open}) and the parts that are currently left unexpanded (\mathcal{F}_{paused} , \mathcal{B}_{paused}).

After the first while cycle, we compute the set \mathcal{Con} that is an analogue for the converged set of the original lock-step algorithm (line 22). As already suggested above and unlike the original algorithm, this set cannot be just \mathcal{F} or \mathcal{B} , but is instead a mixture of both, depending on the convergent colours. To compute this set, we use the F_{lock} and B_{lock} variables.

The second while cycle (lines 25–30) then completes the unfinished forward and backward reachability set, restricted to the inside of the converged set. The intersection of \mathcal{F} and \mathcal{B} then forms a coloured set \mathcal{W} with the property that for all $c \in \text{COLOURS}(\mathcal{V})$, $\mathcal{W}(_, c)$ is a strongly connected component of $\mathfrak{G}(c)$. We create the corresponding relation using the JOIN operation, add this relation to the resulting \mathfrak{R}_{scc} , and recursively call the whole procedure with $\mathcal{V} \setminus \text{Con}$ and $\text{Con} \setminus \mathcal{W}$ as the base coloured sets of vertices.

Let us note that there is possibly another approach. Instead of trying to work with all colours still appearing in the coloured vertex set at once, we could fork a new recursive procedure whenever the colour set splits due to the differences in the graph structure. For example, instead of picking multiple coloured vertices as pivots, one could pick a single vertex with a valid subset of colours and then address the remaining colours in a separate recursive call. While such an approach could be to some extent beneficial in a massively parallel environment where each recursive call can be executed independently on a new CPU, the amount of forking in large systems will soon become unreasonable. More importantly, it defeats the purpose of the symbolic representation, which aims to minimise the number of symbolic operations.

The execution of one iteration of the algorithm is illustrated in Figure 3. Here, we have an edge-coloured graph with six vertices and two colours (red and blue). The top-most picture represents the initial situation after we have chosen the pivots; in this case, $\{(b, \text{blue}), (b, \text{red})\}$. The next four rows illustrate the first phase (the first while cycle) of the algorithm. After the second iteration of the cycle, the blue colour becomes locked in F_{lock} , and thus (f, blue) is not expanded in the backward reachability procedure. This is illustrated by its dashed outline. After the third iteration of the cycle, the red colour becomes locked in B_{lock} and thus the first phase ends. In the second phase, both reachability procedures continue from the paused coloured vertices (dashed outlines); the result is seen in the fifth row. The intersection of the two reachable sets (i.e. the coloured set \mathcal{W}) is then illustrated in the bottom-most picture. The algorithm would now continue with the coloured sets $\mathcal{V} \setminus \text{Con} = \{(a, \text{blue}), (d, \text{blue})\}$ and $\text{Con} \setminus \mathcal{W} = \{(c, \text{red})\}$.

2.5. Correctness and Complexity of the Coloured Lock-step Algorithm.

Theorem 2.1. *Let $\mathfrak{G} = (V, C, E)$ be a coloured graph. The coloured lock-step algorithm terminates and computes the coloured SCC decomposition relation \mathfrak{R}_{scc} .*

Proof. We first show that the set \mathcal{W} computed on line 31 indeed contains one SCC for every colour $c \in \text{COLOURS}(\mathcal{V})$ and that the recursive calls of DECOMPOSITION preserve the property that \mathcal{V} is SCC-closed with respect to all colours.

Let us assume that \mathcal{V} is SCC-closed and let us take an arbitrary $c \in \text{COLOURS}(\mathcal{V})$. The function PIVOTS chooses a set that contains exactly one pair whose colour is c , let us call this pair (v, c) . Let us further assume that c is assigned into F_{lock} first (the case with B_{lock} is completely symmetric).

Let us now choose an arbitrary vertex w such that v and w are in the same SCC of $\mathfrak{G}(c)$, i.e. $v \rightarrow^* w$ and $w \rightarrow^* v$. As the first while cycle finishes, \mathcal{F} contains all the pairs of the form $(u, c) \in \mathcal{V}$ where u is reachable from v in $\mathfrak{G}(c)$. Thus, it also contains (w, c) due to the fact that \mathcal{V} is SCC-closed. Now, either $(w, c) \in \mathcal{B}$, or there exists a vertex x such that $w \rightarrow^* x$, $x \rightarrow^* v$ in $\mathfrak{G}(c)$ and $x \in \mathcal{B}_{paused}$. This means that (w, c) is added to \mathcal{B} in the second while cycle. In both cases, both (v, c) and (w, c) are then added to \mathcal{W} . As the vertex choices were arbitrary, this proves that the SCC of v in $\mathfrak{G}(c)$ is contained in \mathcal{W} . Furthermore, if $(y, c) \in \mathcal{W}$

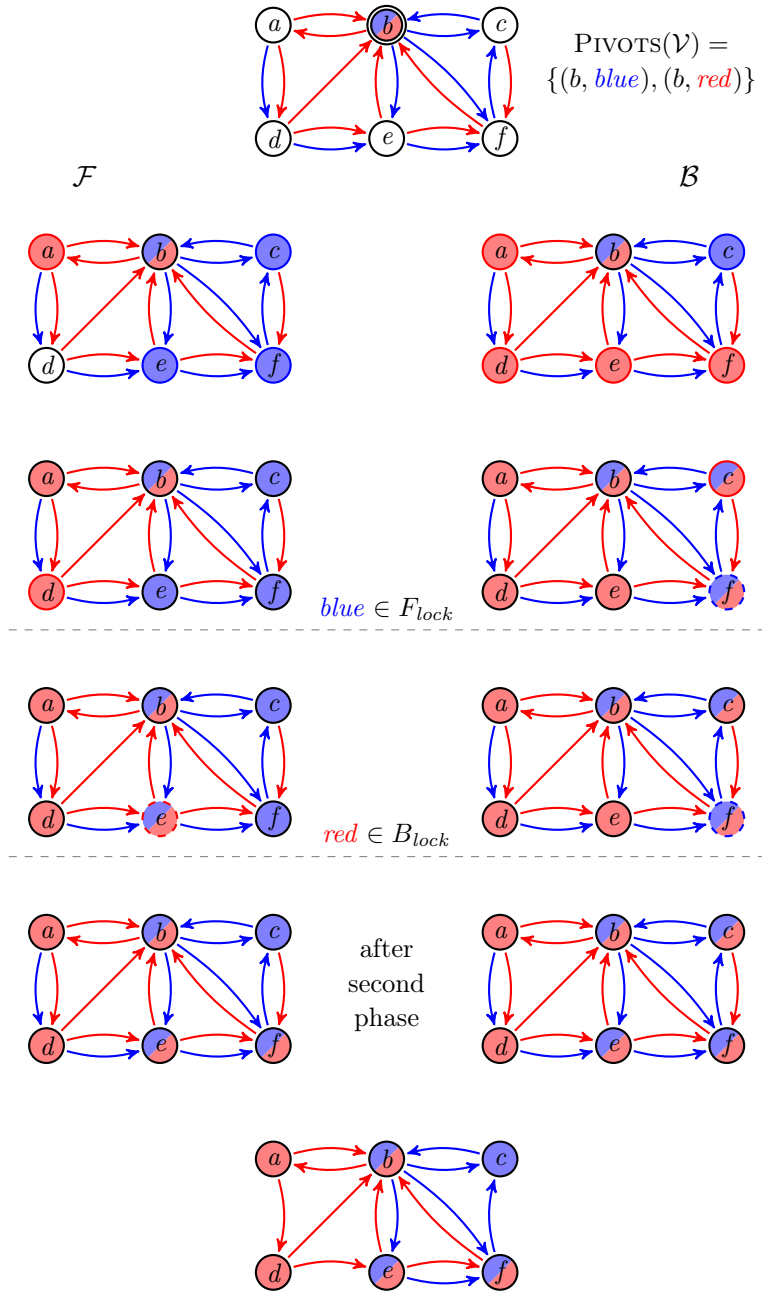


Figure 3: An illustration of the execution of the algorithm. There are two colours: *red* and *blue*. The left column represents the forward reachability part; the right column represents the backward reachability part. Filled nodes are contained in \mathcal{F} , \mathcal{B} respectively. Nodes with solid coloured border are in \mathcal{F}_{open} , \mathcal{B}_{open} ; nodes with dashed coloured border are in \mathcal{F}_{paused} , \mathcal{B}_{paused} . The bottom-most picture represents the resulting coloured set \mathcal{W} .

for an arbitrary y , then $v \rightarrow^* y$ and $y \rightarrow^* v$ in $\mathfrak{G}(c)$, which means that y is in $SCC(\mathfrak{G}(c), v)$. This proves that \mathcal{W} contains exactly one SCC for every colour $c \in \text{COLOURS}(\mathcal{V})$.

We now argue that \mathcal{Con} is SCC-closed with respect to all colours. This immediately implies that both $\mathcal{V} \setminus \mathcal{Con}$ and $\mathcal{Con} \setminus \mathcal{W}$ are SCC-closed. Let us assume that there is a colour $c \in \text{COLOURS}(\mathcal{V})$ and two vertices v, w in the same SCC of $\mathfrak{G}(c)$ such that $(v, c) \in \mathcal{Con}$, but $(w, c) \notin \mathcal{Con}$. Let us assume that $c \in F_{lock}$ (as above, the case of B_{lock} is completely symmetrical). Then $(v, c) \in \mathcal{F}$ after the first while cycle finishes. This also means that $(w, c) \in \mathcal{F}$ as the forward reachability procedure is completed for c and thus $(w, c) \in \mathcal{Con}$, a contradiction.

What remains is to show that the algorithm terminates and that every SCC is eventually found. Termination is trivially proved by the fact that size of the set \mathcal{V} always decreases in recursive calls: both \mathcal{W} and \mathcal{Con} are non-empty because they contain the initial pivot set as a subset. Clearly, a representant of every SCC of every monochromatisation $\mathfrak{G}(c)$ is eventually chosen as a pivot. Together with the above reasoning, this implies that the algorithm is correct. \square

Theorem 2.2. *Let $|V|$ be the number of vertices in the coloured graph and let $|C|$ be the number of colours. The coloured lock-step algorithm performs at most $\mathcal{O}(|C| \cdot |V| \cdot \log |V|)$ symbolic steps.*

Proof. Let us first note that all the derived operations defined in Figure 1 use only a constant number of the basic symbolic operations. As we are considering asymptotic complexity here, we can view all the operations in Figure 1 as elementary symbolic steps.

We first make the observation that each vertex may be chosen as a part of the pivot set at most $|C|$ times. Clearly, once a vertex is included in the pivot set with a set of colours C' , then, $\{v\} \times C' \subseteq \mathcal{Con}$ (due to the monotonicity of the construction of \mathcal{F} and \mathcal{B}) and the elements of $\{v\} \times C'$ do not appear in subsequent recursive calls. This means that the total complexity of the calls to PIVOTS is bounded by $\mathcal{O}(|C| \cdot |V|)$ and we can exclude the calls from the rest of the complexity analysis.

We now consider the complexity of a single call to DECOMPOSITION without the subsequent recursive calls. Let us now select one of the colours for which the lock-step reachability procedure (lines 10–21) finished last, i.e., one of the colours that have been added to F_{lock} or B_{lock} in the final iteration of the cycle. Let us call this colour c . Recall that $\sigma_2(c, \mathcal{X})$ is the set of vertices with colour c in a coloured set \mathcal{X} .

Let us denote by $W := \sigma_2(c, \mathcal{W})$ and let S be the smaller of $\sigma_2(c, \mathcal{V} \setminus \mathcal{Con})$ and $\sigma_2(c, \mathcal{Con} \setminus \mathcal{W})$. Clearly S contains at most $|V|/2$ vertices. Let $k = |S \cup W|$. We now argue that the number of symbolic steps in a given call (without the recursive calls) is bounded by $\mathcal{O}(k)$.

Assume w.l.o.g. that $c \in F_{lock}$ (a completely symmetric argument solves the case $c \in B_{lock}$). Then $\sigma_2(c, \mathcal{Con}) = \sigma_2(c, \mathcal{F})$. If S is $\sigma_2(c, \mathcal{Con} \setminus \mathcal{W})$ then k is the size of $\sigma_2(c, \mathcal{F})$. Each iteration of the first while cycle puts at least one vertex with colour c into \mathcal{F} ; otherwise c would not be one of the last colours to finish. This means that the cycle runs for at most k iterations. This also means that the size of $\sigma_2(x, \mathcal{X})$ for all colours x and $\mathcal{X} \in \{\mathcal{F}, \mathcal{B}\}$ is also bound by k , which in turn means that the second while cycle cannot make more than $\mathcal{O}(k)$ steps.

If S is $\sigma_2(c, \mathcal{V} \setminus \mathcal{Con})$ instead, let us define $B := \sigma_2(c, \mathcal{B})$ right after the first while cycle has finished. We know that $B \subseteq S \cup W$: if a vertex v were in $B \setminus S$ then $(v, c) \in \mathcal{Con} = \mathcal{F}$ and thus $v \in W$. Again, each iteration of the first while cycle puts at least one vertex with

colour c into \mathcal{B} ; otherwise c would have been in B_{lock} before it appeared in F_{lock} . Similarly to the previous case, this means that both while cycles run for at most $O(k)$ steps.

The rest of the argument uses amortised reasoning, in a way similar to the proof in [BGS00]. Note that each vertex is going to be an element of the set W as described above at most $|C|$ times (once for each colour). Furthermore, each vertex is going to be an element of the set S as described above at most $|C| \cdot \log |V|$ times: for each colour, the vertex can be an element of the smaller of the two sets at most $\log |V|$ times. As the cost of each single call can be charged to the vertices in $S \cup W$ as explained above, it is sufficient to charge each vertex the total cost of $|C| + |C| \cdot \log |V|$. Together, this means that the total number of symbolic steps is bounded by $O(|C| \cdot |V| \cdot \log |V|)$. \square

Note that the upper bound established by Theorem 2.2 is no better than the one we would get if we split the coloured graph into its monochromatic constituents and processed each monochromatic graph separately using the original lock-step algorithm [BGS00]. We remark, however, that the coloured approach is a heuristic whose real complexity might be much smaller. Indeed, the complexity analysis in the previous proof focused on a single colour, omitting the fact that SCCs for many other colours are found at the same time. In case where the edges are largely shared among the colours, which is true in many applications, the heuristic has the potential to significantly outperform the parameter-scan approach. The situation is similar to that of the coloured model checking; see the observations made in [BBK⁺12].

3. IMPLEMENTATION

To evaluate the applicability of the algorithm, we prepared a testable implementation based on binary decision diagrams and Boolean networks, leveraging the internal tools and libraries provided by the tool AEON [BBPŠ20]. In this section, we introduce Boolean networks and show how these can be translated into coloured graphs suitable for SCC-decomposition. We then discuss several improvements to the algorithm which make it scalable to larger models and thus more practically viable.

This type of models is especially challenging for symbolic analysis. It is a well-known fact, that using symbolic structures, like BDDs, to represent very large state spaces gives good results for synchronous systems, but shows its limits when trying to tackle asynchronicity (see e.g. [CT05]).

3.1. Boolean Networks. Boolean networks [Kau69, RCB05, SKI⁺20, Tho73] represent a very simple, yet expressive modelling formalism which has been gaining significant attraction in the scientific community, especially in the area of computational systems biology [BČŠ13, GBS⁺15].

A *Boolean network* (BN) consists of a finite set of *state variables* Var (whose elements we denote by A, B, \dots) and a family of Boolean *update functions* $\mathcal{F} = \{F_A \mid A \in Var\}$. A *state* of a BN is an assignment of Boolean values to the variables, i.e. a function $Var \rightarrow \{0, 1\}$.

As an example consider a Boolean network with three variables $Var = \{A, B, C\}$ and the update functions: $F_A = A \vee \neg B \vee \neg C$, $F_B = A \vee C$, $F_C = \neg B$. Such a network is typically represented diagrammatically as a directed graph showing the dependences among the individual variables (Figure 4 (left)) together with the logical formulas defining the update functions (Figure 4 (middle)).

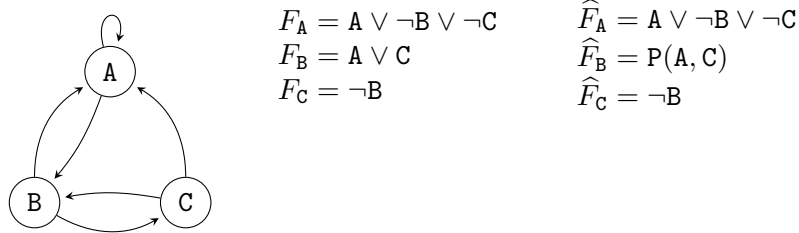


Figure 4: Representation of a (parametrised) BN.

The semantics of a Boolean network is given as a directed *state transition graph*. The state space of the graph is the set of all possible assignments of Boolean values to the variables, i.e. $\{0, 1\}^{Var}$. We consider the state of the Boolean network to evolve in an *asynchronous* manner, i.e. each variable is updated independently. We thus add a transition $s \rightarrow t$ if $s \neq t$ and if there exists a variable A such that $t(A) = F_A(s)$ and $t(X) = s(X)$ for all $X \in Var \setminus \{A\}$. We also use the notation \rightarrow^* to denote the reflexive and transitive closure of \rightarrow , i.e. $s \rightarrow^* t$ means that the state t is reachable from the state s .

The semantics of the BN from our example is illustrated in Figure 5 (left). The states are represented as Boolean triples denoting the values assigned to the variables A , B , and C , respectively.

In computational biology, one is typically interested in the long term behaviour of a Boolean network. This is associated with the strongly connected components of its state-transition graph. SCCs have been linked to biological phenotypes, making them a crucial point of interest in the analysis of BNs.

To deal with the fact that the update function family might not be fully known, we extend the Boolean network with a set of *logical parameters* which determine the exact behaviour of each update function. These parameters have the form of uninterpreted Boolean functions, which can be used as part of the update functions' description.

Formally, we assume a finite set of *parameter names* \mathfrak{P} , whose elements we denote by P, Q, \dots ; we assume that every $P \in \mathfrak{P}$ has an associated arity a_P meaning that P is an a_P -ary uninterpreted function over Boolean values. Note that nullary uninterpreted functions are also allowed and can be seen as simply Boolean parameters. We call an interpretation that assigns to each $P \in \mathfrak{P}$ an a_P -ary Boolean function a *parametrisation*. We usually work with a subset of parametrisations, called the *valid* parametrisations and denoted by P .

A *parametrised Boolean network* consists of a set of variables Var , a set of parameter names \mathfrak{P} , its associated set of valid parametrisations P , and a family of *parametrised update functions* $\mathfrak{F} = \{\widehat{F}_A \mid A \in Var\}$. Each \widehat{F}_A is written as a Boolean expression that may contain the uninterpreted functions of \mathfrak{P} .

Let us now modify the previous example so that we view the BN as a parametrised one with the following update functions: $\widehat{F}_A = A \vee \neg B \vee \neg C$, $\widehat{F}_B = P(A, C)$, $\widehat{F}_C = \neg B$, where P is a parameter name with arity 2 (Figure 4 right). Two examples of possible parametrisations are p_1 (denoted by \spadesuit) and p_2 (denoted by \diamond). The parametrisation p_1 assigns to P the function $(x, y) \mapsto x \vee y$, while p_2 assigns to P the function $(x, y) \mapsto x \wedge y$.

By fixing a concrete parametrisation $p \in P$, we can interpret all the parameter names and thus transform the parametrised update functions into non-parametrised ones, obtaining

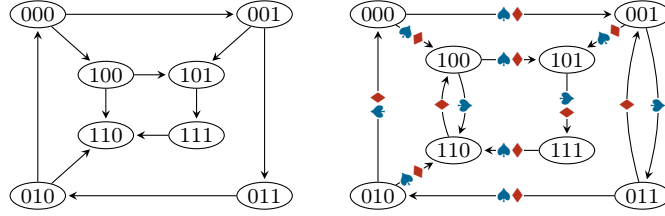


Figure 5: Illustration of a (parametrised) BN and its state transition graph.

a (non-parametrised) BN, called the *p*-instantiation of the parametrised BN. We then generalise the definition of attractors to parametrised BNs, saying that a set of states S is an *attractor in parametrisation* $p \in P$ if S is an attractor in the p -instantiation.

The asynchronous semantics of a parametrised BN can be described using an *edge-coloured* state transition graph. The transitions of this graph are assigned a set of so-called *colours*—in our case, the colours correspond exactly to the parametrisations. The states are given as in the non-parametrised case. We then say that $s \rightarrow t$ if there exists a parametrisation p such that $s \rightarrow t$ in the p -instantiation. The set of colours of $s \rightarrow t$ is the set of all such parametrisations. In our example, the graph is depicted in Figure 5 (right; the edges are annotated with ♠, ♦, or both).

3.2. Symbolic Representation. Boolean networks are particularly well suited for symbolic representation using reduced ordered binary decision diagrams (ROBDDs, or just BDDs for short) [Bry86]. The subsets of states of a network can be seen as sets of bit-vectors over the network variables. This is easy to encode in a BDD: each network variable becomes one decision variable of the BDD, and each satisfying assignment of the BDD variables is a member of the set. To represent the parametrisations (colours), we rely on an encoding which assigns each uninterpreted function P of arity a_P a collection of 2^{a_P} decision variables in the BDD, which together correspond to the logical table of the function P .

Since we consider Boolean networks to be *asynchronous* (i.e. each variable updates independently), we also assume that there is a partial edge relation for each of the update functions. This means that we can perform the (coloured) pre- and post-image computations with respect to a specific network variable. We denote these $\text{VARPRE}(\mathfrak{G}, A \in \text{Var}, A \subseteq V \times C)$, and $\text{VARPOST}(\mathfrak{G}, A \in \text{Var}, A \subseteq V \times C)$. Here, \mathfrak{G} is the coloured state-transition graph of the Boolean network, A is one of its variables and A is a coloured subset of vertices of \mathfrak{G} . These operations are useful because during reachability computations, it can be beneficial to initially only update a subset of network variables, which then leads to more compact symbolic representation of the intermediate results. This is typically known as *saturation* [CMS06], and we will discuss this observation shortly.

Note on pivots: Finally, note that in this representation, the computation of the pivot set (function PIVOTS of Algorithm 1) can be simplified into a recursive application of existential quantification and set difference. The main idea is to recursively “pick” one network variable in each iteration, ensuring that in the end, only one graph vertex remains in the set for every colour. The advantage of this approach is that the symbolic complexity of the method is always $|\text{Var}|$ and does not depend on the contents of the supplied set.

3.3. Saturation. In [CMS06], and later in greater detail within [ZC11], Ciardo et al. show that when the system is asynchronous, it may be much easier to compute reachable sets (and consequently SCCs) by applying only one transition at a time, in the order in which the affected variables appear in the symbolic data structure (Ciardo et al. employ multivalued decision diagrams, but the principle also applies to BDDs).

In the comparison presented in [ZC11], only the Xie-Beerel $\mathcal{O}(n^2)$ algorithm is used with saturation enabled, while the lock-step algorithm is used as given in [BGS00]. However, we argue that saturation can be also beneficial in the lock-step algorithm. Sadly, combining lock-step with saturation will disrupt the theoretical $\mathcal{O}(n \cdot \log(n))$ asymptotic complexity of the algorithm, since the number of symbolic operations will now be higher due to the use of VARPOST for each network variable, instead of one “global” POST operation. Nevertheless, we expect the performance of the algorithm to improve due to more compact symbolic representation, which can be processed more efficiently.

The main idea of how saturation is applied in a coloured lock-step algorithm is shown in Algorithm 2. The algorithm presents a helper function which performs *one reachability step*, similar to what is performed by the POST function. However, in this algorithm, only one transition is fired for each colour (we assume the iteration follows the order of variable which is most suitable for saturation). Additionally, a set \mathcal{R} of colours that could not perform a step is computed. A similar procedure can be considered for backwards reachability, substituting VARPOST for VARPRE.

Using this process, we can replace the PRE/POST procedures in the main lock-step algorithm (lines 11 and 12 of Algorithm 1). The R sets computed here are then used to update F_{lock} and B_{lock} (lines 13 and 14), as they exactly represent the converged colours that do not need further computation. A similar modification is necessary for the second while-cycle (lines 25-29), but here the sets of remaining colours R are not needed.

Algorithm 2: Main idea of the lock-step-saturation approach. The algorithm extends \mathcal{F} with one additional reachability step, and returns a set of colours locked in this iteration (\mathcal{R}).

```

1 Function NEXTSTEP( $\mathcal{G}, \mathcal{F}$ )
2    $R \leftarrow$  COLOURS( $\mathcal{F}$ );
3   for  $A \in Var$  do
4      $\mathcal{S} \leftarrow$  VARPOST( $\mathcal{G}, A, \mathcal{F} \cap V \times R$ );
5      $R \leftarrow R \setminus$  COLOURS( $\mathcal{S}$ );
6      $\mathcal{F} \leftarrow \mathcal{F} \cup \mathcal{S}$ ;
7     if  $R = \emptyset$  then
8       | break;
9     end
10  end
11  return ( $\mathcal{F}, \mathcal{R}$ );

```

3.4. Trimming, Parallelism and Elimination of small SCCs. Most graphs typically contain a large number of trivial SCCs that introduce unnecessary overhead to the main algorithm. To avoid this overhead, we additionally perform a trimming step before each invocation of DECOMPOSITION. Trimming consists of repeatedly removing all vertices which

have no outgoing or no incoming edges and is employed by most symbolic SCC algorithms on standard directed graphs as well. The coloured analogue of trimming is straightforward, as it can be achieved using PRE and POST operations just as in the non-coloured case. For a coloured set of vertices \mathcal{V} , $\text{POST}(\text{PRE}(\mathcal{G}, \mathcal{V}) \cap \mathcal{V}) \cap \mathcal{V}$ returns only vertices which have at least one predecessor in \mathcal{V} . The successor variant simply exchanges the POST and PRE operations.

In some cases, we observe that the symbolic representation is able to handle the SCC computation but explodes during trimming. The algorithm then times-out during trimming, even though useful information about SCCs could be obtained if the trimming was skipped or postponed. To avoid this issue, we enforce an extra condition that a trimming procedure is terminated prematurely if the computed BDDs are more than $2\times$ the size (in terms of BDD nodes) of the initial set.

Additionally, the lock-step algorithm can be rather trivially parallelised. The recursive DECOMPOSITION calls operate on independent coloured vertex sets and can be therefore deferred to separate threads. Since the body of the DECOMPOSITION method is rather complex, this can be done easily with a queue guarded by a mutex which is shared between all threads. Finally, a simple termination detection procedure is needed to ensure that idle threads do not terminate prematurely while decomposition is still running.

4. EXPERIMENTAL EVALUATION

To test the algorithm, we compiled a benchmark set of Boolean networks from the CellCollective [HKM⁺12] and GINsim [CNT12] model databases. Since the models in these databases contain fully specified networks, uninterpreted functions were introduced into existing models by pseudo-randomly erasing parts of the existing update functions. Using this process, we obtained a collection of networks ranging between 2^{20} and 2^{50} in the size of the coloured graph (i.e. $|V \times C|$).

The experiments were performed on a 32-core AMD Ryzen workstation with 64GB of RAM memory. All tested models are available in our source code repository.³ Note that the smaller models ($< 2^{30}$) should be easy to process even on a less powerful machine; however, the larger models can require substantial amounts of RAM.

For each model, we have tested the lockstep algorithm as presented in the main part of this paper, an enhanced version with saturation enabled, and a parallel implementation. In all algorithms, we employ trimming. For each model, we give the number of discovered components as an interval, because each colour can correspond to a different number of components. We employ a 24h timeout for all experiments.

From the results, we can see that parallelisation improves the performance of the algorithm significantly: in case of models with large number of SCCs, we see an up-to 30x speed-up. On the other hand, when the number of SCCs is small (such as [OLB⁺08]), the speed-up is understandably minimal. Also, as expected, the total number of SCCs has a significant impact on the performance of the algorithm (e.g. [Iro09] and [CMR⁺15]). Furthermore, we see that our “coloured saturation” indeed provides a performance benefit. However, this improvement is mostly incremental.

After further analysis, we discovered that the whole algorithm is mostly limited by the performance of the trimming procedure, rather than reachability procedures. In particular, usage of saturation has significantly reduced the size of symbolic representation during

³<https://github.com/sybila/biodivine-lib-param-bn/tree/lmcs>

Table 1: Overview of the test models for the algorithm evaluation. The model *variables* (*Var*) and *parameters* (*Par*) give the number of Boolean variables necessary to represent the PBN symbolically. Finally, the *graph size* and *colour set size* specifies the magnitude of $|V \times C|$ for the coloured state-transition graph. The *SCC* range corresponds to the discovered non-trivial SCCs for different colours. The times (**hours:minutes:seconds**) refer to the total runtime of the SCC decomposition procedure for the basic lockstep, lockstep with saturation, and lockstep with saturation and parallelism.

Model Name	<i>Var</i>	<i>Par</i>	$V \times C$	SCC	Parallel	Satur.	Lockstep
Asymmetric Cell Division [SOHMA17]	5	48	$\sim 2^{24}$	1-13	00:05	00:10	00:15
Reduced TCR Signalisation [KSRL+06]	10	46	$\sim 2^{24}$	36-115	00:04	00:45	01:12
Budding Yeast (Orlando) [OLB+08]	9	54	$\sim 2^{27}$	1-16	06:29	06:50	11:21
Budding Yeast (Irons) [Iro09]	18	44	$\sim 2^{35}$	2-5568	15:14	2:53:16	3:28:44
Tumor Cell Migration [CMR+15]	20	44	$\sim 2^{35}$	436-379308	40:10	18:34:16	DNF
T-cell Differentiation [MX06]	23	40	$\sim 2^{38}$	41728-43264	16:10:41	DNF	DNF
WG Signalling Pathway [MJB+13]	26	38	$\sim 2^{48}$	0	1:18:38	1:23:37	1:42:12
Full TCR Signalisation [KSRL+06]	30	48	$\sim 2^{47}$	48-1087	4:49:04	DNF	DNF

computation of reachability, however the symbolic representation still performs rather poorly (at least for Boolean networks) during trimming. This limits the performance of the whole method, since all the considered graphs contain a large portion of trivial SCCs. Furthermore, in many cases the number of iterations needed to completely trim a set of states is substantial. This leads us to believe there is still space for improvement in terms of SCC detection in large Boolean networks, even without parameters.

Finally, we examined the benefit of processing all colours simultaneously versus a naive approach, where each monochromatisation is handled separately. To do so, we considered various pseudo-random monochromatisations of the T-cell differentiation model, and found that for a single monochromatisation, the computation of all SCCs still takes more than one minute on average. Consequently, computing SCCs of each monochromatisation separately would require more than 10 days, vs. 16 hours achieved in our experiments.

5. CONCLUSIONS

This paper presents a fully symbolic algorithm for detecting all monochromatic strongly connected components in edge-coloured graphs. The work has been motivated by systems

sciences, namely systems biology, where the need for efficient automated analysis of components in large graphs with large sets of coloured edges is emergent. The algorithm combines several ideas inspired by existing state-of-the-art algorithms for SCC decomposition in a non-trivial way. We believe this is the first fully symbolic algorithm aiming to solve the problem efficiently.

The experimental evaluation has shown that the algorithm can handle large, real-world systems that would be otherwise too large to fit into the memory of a conventional workstation ($> 2^{32}$), and that the performance of the algorithm can be further improved using saturation and parallelisation. Finally, the algorithm has a strong potential to be significantly faster than iterating a standard algorithm for SCC decomposition executed on all monochromatic sub-graphs one-by-one.

REFERENCES

- [AA07] S. Akbari and A. Alipour. Multicolored trees in complete graphs. *Journal of Graph Theory*, 54(3):221–232, 2007.
- [ADF⁺08] A. Abouelaoualim, K. Ch. Das, L. Faria, Y. Manoussakis, C. Martinhon, and R. Saad. Paths and trails in edge-colored graphs. In *LATIN 2008: Theoretical Informatics*, pages 723–735. Springer, 2008.
- [AG97] N. Alon and G. Gutin. Properly colored hamilton cycles in edge-colored complete graphs. *Random Structures & Algorithms*, 11(2):179–186, 1997.
- [BBB⁺17] Jiří Barnat, Nikola Beneš, Luboš Brim, Martin Demko, Matej Hajnal, Samuel Pastva, and David Šafránek. Detecting attractors in biological models with uncertain parameters. In *Computational Methods in Systems Biology (CMSB 2017)*, volume 10545 of *Lecture Notes in Computer Science*, pages 40–56. Springer, 2017.
- [BBBv11] Jiří Barnat, Petr Bauch, Luboš Brim, and Milan Češka. Computing strongly connected components in parallel on CUDA. In *25th IEEE International Symposium on Parallel and Distributed Processing, IPDPS 2011 - Conference Proceedings*, pages 544–555. IEEE, 2011.
- [BBK⁺12] J. Barnat, L. Brim, A. Krejci, A. Streck, D. Safranek, M. Vejnar, and T. Vejpustek. On parameter synthesis by parallel model checking. *IEEE/ACM Transactions on Computational Biology and Bioinformatics*, 9(3):693–705, 2012.
- [BBP⁺19] Nikola Beneš, Luboš Brim, Samuel Pastva, Jakub Poláček, and David Šafránek. Formal analysis of qualitative long-term behaviour in parametrised boolean networks. In *Formal Methods and Software Engineering (ICFEM 2019)*, volume 11852 of *Lecture Notes in Computer Science*, pages 353–369. Springer, 2019.
- [BBPŠ20] Nikola Beneš, Luboš Brim, Samuel Pastva, and David Šafránek. AEON: attractor bifurcation analysis of parametrised boolean networks. In *Computer Aided Verification - 32nd International Conference, CAV 2020*, volume 12224 of *Lecture Notes in Computer Science*, Cham, 2020. Springer International Publishing.
- [BBPS21] Nikola Benes, Lubos Brim, Samuel Pastva, and David Safránek. Symbolic coloured SCC decomposition. In Jan Friso Groote and Kim Guldstrand Larsen, editors, *Tools and Algorithms for the Construction and Analysis of Systems - 27th International Conference, TACAS 2021, Held as Part of the European Joint Conferences on Theory and Practice of Software, ETAPS 2021, Luxembourg City, Luxembourg, March 27 - April 1, 2021, Proceedings, Part II*, volume 12652 of *Lecture Notes in Computer Science*, pages 64–83. Springer, 2021.
- [BCLF79] Mehdi Behzad, Gary Chartrand, and Linda Lesniak-Foster. *Graphs and Digraphs*. Wadsworth Publishing, 1979.
- [BCM⁺92] Jerry R. Burch, Edmund M. Clarke, Kenneth L. McMillan, David L. Dill, and L. J. Hwang. Symbolic model checking: 10^{20} states and beyond. *Inf. Comput.*, 98(2):142–170, 1992.
- [BČŠ13] Luboš Brim, Milan Češka, and David Šafránek. Model checking of biological systems. In *Formal Methods for Dynamical Systems*, pages 63–112. Springer Berlin Heidelberg, 2013.
- [BCVDP11] Jiří Barnat, Jakub Chaloupka, and Jaco Van De Pol. Distributed algorithms for SCC decomposition. *J. Log. and Comput.*, 21(1):23–44, 2011.

- [BGS00] Roderick Bloem, Harold N. Gabow, and Fabio Somenzi. An algorithm for strongly connected component analysis in $n \log n$ symbolic steps. In *Formal Methods in Computer-Aided Design (FMCAD 2000)*, Lecture Notes in Computer Science, pages 37–54. Springer-Verlag, 2000.
- [BJG97] Joergen Bang-Jensen and Gregory Gutin. Alternating cycles and paths in edge-coloured multigraphs: A survey. *Discrete Mathematics*, 165-166:39 – 60, 1997.
- [BLvdP16] Vincent Bloemen, Alfons Laarman, and Jaco van de Pol. Multi-core on-the-fly SCC decomposition. In *Proceedings of the 21st ACM SIGPLAN Symposium on Principles and Practice of Parallel Programming, PPOPP '16*, New York, NY, USA, 2016. ACM.
- [BPC⁺10] Grégory Batt, Michel Page, Irene Cantone, Gregor Goessler, Pedro T. Monteiro, and Hidde de Jong. Efficient parameter search for qualitative models of regulatory networks using symbolic model checking. *Bioinformatics*, 26(18), 2010.
- [Bry86] R. E. Bryant. Graph-based algorithms for boolean function manipulation. *IEEE Trans. Comput.*, 35(8):677–691, 1986.
- [CC16] Sang-Mok Choo and Kwang-Hyun Cho. An efficient algorithm for identifying primary phenotype attractors of a large-scale boolean network. *BMC Systems Biology*, 10(1):95, 2016.
- [CDHL18] Krishnendu Chatterjee, Wolfgang Dvořák, Monika Henzinger, and Veronika Loitzenbauer. Lower bounds for symbolic computation on graphs: Strongly connected components, liveness, safety, and diameter. In *Proceedings of the Twenty-Ninth Annual ACM-SIAM Symposium on Discrete Algorithms (SODA 2018)*, pages 2341–2356. SIAM, 2018.
- [CMR⁺15] David PA Cohen, Loredana Martignetti, Sylvie Robine, Emmanuel Barillot, Andrei Zinovyev, and Laurence Calzone. Mathematical modelling of molecular pathways enabling tumour cell invasion and migration. *PLoS computational biology*, 11(11):e1004571, 2015.
- [CMS06] Gianfranco Ciardo, Robert M. Marmorstein, and Radu Siminiceanu. The saturation algorithm for symbolic state-space exploration. *Int. J. Softw. Tools Technol. Transf.*, 8(1):4–25, 2006.
- [CNT12] Claudine Chaouiya, Aurelien Naldi, and Denis Thieffry. Logical modelling of gene regulatory networks with ginsim. In *Bacterial Molecular Networks*, pages 463–479. Springer, 2012.
- [CT05] Jean-Michel Couvreur and Yann Thierry-Mieg. Hierarchical decision diagrams to exploit model structure. In *FORTE 2005*, volume 3731 of *Lecture Notes in Computer Science*, pages 443–457. Springer, 2005.
- [DAERR16] Dávid Deritei, William C Aird, Mária Ercsey-Ravasz, and Erzsébet Ravasz Regan. Principles of dynamical modularity in biological regulatory networks. *Nature Scientific Reports*, 6:21957, 2016.
- [Dor94] Dietmar Dorninger. Hamiltonian circuits determining the order of chromosomes. *Discrete Applied Mathematics*, 50(2):159 – 168, 1994.
- [FHP00] Lisa K. Fleischer, Bruce Hendrickson, and Ali Pinar. On identifying strongly connected components in parallel. In *Parallel and Distributed Processing*, volume 1800 of *Lecture Notes in Computer Science*, pages 505–511. Springer, 2000.
- [GBS⁺15] Melanie Grieb, Andre Burkovski, J. Eric Sträng, Johann M. Kraus, Alexander Groß, Günther Palm, Michael Köhl, and Hans A. Kestler. Predicting variabilities in cardiac gene expression with a boolean network incorporating uncertainty. *PLOS ONE*, 10(7):1–15, 07 2015.
- [GGG⁺17] Mirco Giacobbe, Calin C. Guet, Ashutosh Gupta, Thomas A. Henzinger, Tiago Paixão, and Tatjana Petrov. Model checking the evolution of gene regulatory networks. *Acta Informatica*, 54(8):765–787, 2017.
- [GPP03] Raffaella Gentilini, Carla Piazza, and Alberto Policriti. Computing strongly connected components in a linear number of symbolic steps. In *Proceedings of the Twenty-Ninth Annual ACM-SIAM Symposium on Discrete Algorithms (SODA 2003)*, volume 3, pages 573–582. SIAM, 2003.
- [GPP08] Raffaella Gentilini, Carla Piazza, and Alberto Policriti. Symbolic graphs: Linear solutions to connectivity related problems. *Algorithmica*, 50(1):120–158, 2008.
- [HKM⁺12] Tomáš Helikar, Bryan Kowal, Sean McClenathan, Mitchell Bruckner, Thaine Rowley, Alex Madrahimov, Ben Wicks, Manish Shrestha, Kahani Limbu, and Jim A Rogers. The cell collective: toward an open and collaborative approach to systems biology. *BMC systems biology*, 6(1):1–14, 2012.
- [HRO13] Sungpack Hong, Nicole C. Rodia, and Kunle Olukotun. On fast parallel detection of strongly connected components (SCC) in small-world graphs. In *Proceedings of the International*

- Conference on High Performance Computing, Networking, Storage and Analysis, SC 2013*, New York, NY, USA, 2013. ACM.
- [Iro09] DJ Irons. Logical analysis of the budding yeast cell cycle. *Journal of theoretical biology*, 257(4):543–559, 2009.
- [Jia93] Bin Jiang. I/O- and CPU-optimal recognition of strongly connected components. *Information Processing Letters*, 45(3):111 – 115, 1993.
- [Kau69] S.A. Kauffman. Metabolic stability and epigenesis in randomly constructed genetic nets. *Journal of Theoretical Biology*, 22(3):437–467, 1969.
- [Kir14] Zoltán Király. Monochromatic components in edge-colored complete uniform hypergraphs. *European Journal of Combinatorics*, 35:374 – 376, 2014.
- [KL08] Mikio Kano and Xueliang Li. Monochromatic and heterochromatic subgraphs in edge-colored graphs - a survey. *Graphs and Combinatorics*, 24(4):237–263, 2008.
- [KSRL⁺06] Steffen Klamt, Julio Saez-Rodriguez, Jonathan A Lindquist, Luca Simeoni, and Ernst D Gilles. A methodology for the structural and functional analysis of signaling and regulatory networks. *BMC bioinformatics*, 7(1):56, 2006.
- [LWA⁺16] Qin Li, Anders Wennborg, Erik Aurell, Erez Dekel, Jie-Zhi Zou, Yuting Xu, Sui Huang, and Ingemar Ernberg. Dynamics inside the cancer cell attractor reveal cell heterogeneity, limits of stability, and escape. *Proceedings of the National Academy of Sciences*, 113(10):2672–2677, 2016.
- [LZCY14] Guohui Li, Zhe Zhu, Zhang Cong, and Fumin Yang. Efficient decomposition of strongly connected components on GPUs. *Journal of Systems Architecture*, 60(1):1 – 10, 2014.
- [Mat20] A.E. Matouk. Complex dynamics in susceptible-infected models for covid-19 with multi-drug resistance. *Chaos, Solitons & Fractals*, 140:110257, 2020.
- [MJB⁺13] Abibatou Mbodj, Guillaume Junion, Christine Brun, Eileen EM Furlong, and Denis Thieffry. Logical modelling of drosophila signalling pathways. *Molecular BioSystems*, 9(9):2248–2258, 2013.
- [MPQY19] A. Mizera, J. Pang, H. Qu, and Q. Yuan. Taming asynchrony for attractor detection in large boolean networks. *IEEE/ACM Transactions on Computational Biology and Bioinformatics*, 16(1):31–42, 2019.
- [MX06] Luis Mendoza and Ioannis Xenarios. A method for the generation of standardized qualitative dynamical systems of regulatory networks. *Theoretical Biology and Medical Modelling*, 3(1):13, 2006.
- [OLB⁺08] David A Orlando, Charles Y Lin, Allister Bernard, Jean Y Wang, Joshua ES Socolar, Edwin S Iversen, Alexander J Hartemink, and Steven B Haase. Global control of cell-cycle transcription by coupled CDK and network oscillators. *Nature*, 453(7197):944–947, 2008.
- [Orz05] Simona Orzan. *On Distributed Verification and Verified Distribution*. PhD thesis, Free University Amsterdam, 2005.
- [RCB05] Adrien Richard, Jean-Paul Comet, and Gilles Bernot. Graph-based modeling of biological regulatory networks: Introduction of singular states. In *Computational Methods in Systems Biology (CMSB 2005)*, volume 3082 of *Lecture Notes in Computer Science*, pages 58–72. Springer, 2005.
- [Rei85] John H. Reif. Depth-first search is inherently sequential. *Information Processing Letters*, 20(5):229 – 234, 1985.
- [Saa92] R. Saad. *Sur quelques problèmes de complexité dans les graphes*. PhD thesis, U. de Paris-Sud, Orsay, 1992.
- [Sha81] M. Sharir. A strong-connectivity algorithm and its applications in data flow analysis. *Computers & Mathematics with Applications*, 7(1):67–72, 1981.
- [SKI⁺20] Julian D. Schwab, Silke D. Kühlwein, Nensi Ikonomi, Michael Kühl, and Hans A. Kestler. Concepts in boolean network modeling: What do they all mean? *Computational and Structural Biotechnology Journal*, 18:571–582, 2020.
- [SOHMMA17] Ismael Sánchez-Osorio, Carlos A Hernández-Martínez, and Agustino Martínez-Antonio. Modeling asymmetric cell division in caulobacter crescentus using a boolean logic approach. In *Asymmetric Cell Division in Development, Differentiation and Cancer*, pages 1–21. Springer, 2017.

- [SRM14] G. M. Slota, S. Rajamanickam, and K. Madduri. BFS and coloring-based parallel algorithms for strongly connected components and related problems. In *2014 IEEE 28th International Parallel and Distributed Processing Symposium*, pages 550–559, 2014.
- [SRR⁺18] Will Steffen, Johan Rockström, Katherine Richardson, Timothy M. Lenton, Carl Folke, Diana Liverman, Colin P. Summerhayes, Anthony D. Barnosky, Sarah E. Cornell, Michel Crucifix, Jonathan F. Donges, Ingo Fetzer, Steven J. Lade, Marten Scheffer, Ricarda Winkelmann, and Hans Joachim Schellnhuber. Trajectories of the earth system in the anthropocene. *Proceedings of the National Academy of Sciences*, 115(33):8252–8259, 2018.
- [Tar72] Robert Endre Tarjan. Depth-first search and linear graph algorithms. *SIAM J. Comput.*, 1(2):146–160, 1972.
- [Tho73] René Thomas. Boolean formalization of genetic control circuits. *Journal of Theoretical Biology*, 42(3):563–585, 1973.
- [TW07] Andrew Thomason and Peter Wagner. Complete graphs with no rainbow path. *Journal of Graph Theory*, 54(3):261–266, 2007.
- [WKB14] Anton Wijs, Joost-Pieter Katoen, and Dragan Bošnački. GPU-based graph decomposition into strongly connected and maximal end components. In *Computer Aided Verification (CAV 2014)*, volume 8559 of *Lecture Notes in Computer Science*, pages 310–326. Springer, 2014.
- [XB00] Aiguo Xie and Peter A Beerel. Implicit enumeration of strongly connected components and an application to formal verification. *IEEE Transactions on Computer-Aided Design of Integrated Circuits and Systems*, 19(10):1225–1230, 2000.
- [YMPQ19] Qixia Yuan, Andrzej Mizera, Jun Pang, and Hongyang Qu. A new decomposition-based method for detecting attractors in synchronous boolean networks. *Science of Computer Programming*, 180:18–35, 2019.
- [ZC11] Yang Zhao and Gianfranco Ciardo. Symbolic computation of strongly connected components and fair cycles using saturation. *Innov. Syst. Softw. Eng.*, 7(2):141–150, 2011.