

Wasserstein Generative Adversarial Uncertainty Quantification in Physics-Informed Neural Networks

Yihang Gao*

Michael K. Ng[†]

Abstract

In this paper, we study a physics-informed algorithm for Wasserstein Generative Adversarial Networks (WGANs) for uncertainty quantification in solutions of partial differential equations. By using group-sort activation functions in adversarial network discriminators, network generators are utilized to learn the uncertainty in solutions of partial differential equations observed from the initial/boundary data. Under mild assumptions, we show that the generalization error of the computed generator converges to the approximation error of the network with high probability, when the number of samples are sufficiently taken. According to our established error bound, we also find that our physics-informed WGANs have higher requirement for the capacity of discriminators than that of generators. Numerical results on synthetic examples of partial differential equations are reported to validate our theoretical results and demonstrate how uncertainty quantification can be obtained for solutions of partial differential equations and the distributions of initial/boundary data.

1 Introduction

Deep Learning becomes really popular in recent several years due to its extraordinary applications in computer vision [3, 19, 31], natural language processing [6, 14, 51], and healthcare [35, 40, 52] etc. Its excellent performance brings much confidence to researchers about the potential applications in scientific computing. In particular, it would be useful to deal with curse of dimensionality in solutions of partial differential equations.

Solving partial differential equations by deep learning is first studied by Psychogios [45] and Lagaris et al. [32]. Recently, Raissi et al. [46] proposed the physics-informed neural networks (PINNs) which regard residuals of differential equations as regularization terms. PINNs behave well in solving both the forward and inverse problems of various kinds of partial differential equations. Besides introducing physical information by residuals, classical methods in solving PDEs coexist well with deep neural networks, providing another interesting ways to apply deep learning in scientific computing. Sirignano et al. [48] designed a Deep Galerkin Method algorithm to solve partial differential equations. Neural networks replace linear combinations of basis functions in classic Galerkin method due to advantages of data-driven methods and universal approximation capabilities of deep neural networks. Deep learning has been widely applied in solving more complicated and specific

*Department of Mathematics, The University of Hong Kong, Pokfulam, Hong Kong (gaoyh@connect.hku.hk).

[†]Department of Mathematics, The University of Hong Kong, Pokfulam, Hong Kong (mng@maths.hku.hk). Research is supported by HKRGC GRF 12300218, 12300519, 17201020 and 17300021.

problems, e.g., fractional PDEs [43], stochastic PDEs [15, 55, 58] as well as high dimensional problems [23] etc.

Like most of deep learning models, PINNs suffer from training failure [41, 53], slow convergence [26, 27, 39], and curse of dimensionality [13, 16, 25, 28]. Jagtap et al. [27] introduced learnable parameters in activation functions to adaptively control the learning rate for PINNs. Wang et al. [53] proposed a kind of adaptive hyper-parameters selection algorithm that can not only accelerate the convergence of PINNs but also improve its prediction accuracy.

1.1 Uncertainty Quantification

Uncertainties (e.g., experimental observations) are usually inevitable that the system may not strictly follow mathematical formulations due to the external interference and lack of suitable experimental conditions. Researchers may be most interested in how the system is affected without the need to repeat experiments and observe results numerously. Traditional methods like Gaussian process [11, 20, 47], Monte Carlo sampling [8], as well as statistical Bayesian inference [49, 54, 59] require strict assumptions and priors for modeling that they are only applicable in specific and limited problems. Yang et al. [54] used Bayesian techniques to estimate solutions of PDEs with random boundary data, and prior information (e.g., Gaussian distribution) for the distribution of boundary data is required. However, the explicit distribution of our collected data are usually unknown and incorrect prior may lead to worse results or even training failure. Zhang et al. [58] adopted deep neural networks as a surrogate to solutions in polynomial chaos expansions in solving stochastic PDEs. In their setting, priors for noises (stochasticity and randomness) are also prerequisite.

The recent explosive growth of deep generative models (e.g., VAEs [30] and GANs [3, 19]) greatly reduce prior information and formulations, and achieve empirical successes especially in image [3, 19, 42] and sentence generation [14]. Yang et al. [55] applied GANs with PINNs to solve PDEs with uncertainty. Their method performs well empirically. Yang et al. [56] recently proved the capacity of deep ReLU neural networks in approximating distributions in Wasserstein distance and maximum mean discrepancy. Wasserstein generative adversarial networks (WGANs) achieve much better results both empirically and theoretically [3] than traditional GANs especially for the data lying on low dimensional manifolds [21].

1.2 The Contribution

The main aim of this paper is to study WGANs with PINNs for uncertainty quantification in solutions of partial differential equations. We develop a probabilistic model that can learn the uncertainty (noise) of the boundary/initial data by WGANs, and propagates it to the interior domain with physical constraints by PINNs. By using group-sort activation functions in adversarial network discriminators, network generators are utilized to learn the uncertainty in solutions of partial differential equations observed from the initial/boundary data. We analyze the generalization error of the computed generator, and show that the exact loss converges to the approximation error (the minimal error among all generators in the pre-defined class) with high probability, when the number of samples are sufficiently taken. Moreover, we find in our established error bound that our physics-informed WGANs have higher requirement for the capacity of discriminators than that of generators.

The outline of this paper is given as follows. In Section 2, the reviews of WGANs and PINNs are introduced and the proposed generative model is presented. In Section 3, we show the convergence of our proposed WGANs with PINNs. In Section 4, we present experimental results for uncertainty

quantification of PDEs solutions to demonstrate our theoretical results. Finally, some concluding remarks are given in Section 5.

1.3 Notations and Preliminaries

Throughout the paper, we combine the spatial coordinates and the temporal coordinate together, simply denoted by \mathbf{x} . For two positive real numbers or functions A and B , the term $A \vee B$ is equivalent to $\max\{A, B\}$ while $A \wedge B$ is equivalent to $\min\{A, B\}$. For $\mathbf{V} = (\mathbf{V}_{i,j})$, we let $\|\mathbf{V}\|_\infty = \sup_{\|\mathbf{y}\|_\infty=1} \|\mathbf{V}\mathbf{y}\|_\infty$. We also use the $(2, \infty)$ norm of \mathbf{V} , i.e., $\|\mathbf{V}\|_{2,\infty} = \sup_{\|\mathbf{y}\|_2=1} \|\mathbf{V}\mathbf{y}\|_\infty$.

2 The Generative Adversarial Model for Uncertainty Quantification

2.1 Wassertein Generative Adversarial Networks

Different from the original model in [19], Generative Adversarial Networks (GANs) can be formulated in a more general form:

$$\min_{g_\theta \in \mathcal{G}} \max_{f_\alpha \in \mathcal{F}} \mathbb{E}_{z \sim \pi} f_\alpha(g_\theta(z)) - \mathbb{E}_{x \in \nu} f_\alpha(x) \quad (1)$$

where \mathcal{G} and \mathcal{F} are the generator class and the discriminator class respectively, π is the source distribution and ν is the target distribution to be approximated.

Wasserstein GANs first proposed by Arjovsky et al. [3] adopts 1-Lipschitz functions as discriminators, i.e.,

$$\mathcal{F} = \{f : \|f\|_{Lip} \leq 1\},$$

where $\|f\|_{Lip}$ is the Lipschitz constant of f and both the empirical and theoretical results show better performance of WGANs than GANs [3–5, 21]. In many WGANs applications, ReLU feedforward neural networks are used to approximate 1-Lipschitz functions. However, they are not guaranteed to be 1-Lipschitz and the ReLU activation function is norm vanishing in half planes [50, 57]. To overcome such shortcoming, Anil et al. [1] used groupsort as the activation function which is norm preserving, and Tanielian et al. [50] recently proved the approximation ability of groupsort neural networks to 1-Lipschitz functions. A groupsort neural network is defined as

$$\text{GS}(W_f, D_f, \alpha) = \mathbf{V}_{D_f} \cdot \sigma_{group_size}(\mathbf{V}_{D_f-1} \cdot \sigma_{group_size}(\cdots \sigma_{group_size}(\mathbf{V}_0 \cdot \mathbf{x} + \mathbf{v}_0) + \cdots) + \mathbf{V}_{D_f-1}) + \mathbf{V}_{D_f} \quad (2)$$

with constraints

$$\|\mathbf{V}_1\|_{2,\infty} \leq 1 \quad \text{and} \quad \max(\|\mathbf{V}_2\|_\infty, \dots, \|\mathbf{V}_{D_f}\|_\infty) \leq 1 \quad (3)$$

where $\alpha = \{\mathbf{V}_i, \mathbf{v}_i\}_{i=0}^{D_f}$ denotes parameters of a groupsort neural network, W_f is the width (number of neurons) of each layer, D_f is the depth (number of layers) and σ_{group_size} is the groupsort activation function with grouping size ($group_size$). A groupsort neural networks defined in (2) with constraints (3) is proven to be 1-Lipschitz [50]. In the paper, we choose $group_size = 2$ and the discriminator class can be defined as

$$\mathcal{F}_{GS} = \{f_\alpha = \text{GS}(W_f, D_f, \alpha) : \text{GS}(W_f, D_f, \alpha) \text{ is a neural network of form (2)}\} \quad (4)$$

2.2 Physics-Informed Neural Networks

Physics-informed neural networks (PINNs) introduced by Raissi et al. [46] is a data driven machine learning method to solve partial differential equations. For a partial differential equation

$$\mathcal{L}\mathbf{u}(\mathbf{x}) = \mathbf{b}(\mathbf{x}) \quad x \in \Omega \quad (5)$$

$$\mathcal{B}\mathbf{u}(\mathbf{x}) = \mathbf{c}(\mathbf{x}) \quad x \in \Gamma = \partial\Omega \quad (6)$$

where \mathcal{L} is the differential operator in the interior domain and \mathcal{B} is the operator on the boundary (includes initial conditions). Given the observed data $\{(\mathbf{x}_i, \mathbf{b}_i)\}_{i=1}^k$ and $\{(\mathbf{x}_i, \mathbf{c}_i)\}_{i=1}^n$ for both the differential equation and the boundary respectively, the empirical loss function for PINNs can be given by

$$\lambda \cdot \frac{1}{k} \sum_{i=1}^k \|\mathcal{L}g_\theta(\mathbf{x}_i) - \mathbf{b}_i\|^2 + \frac{1}{n} \sum_{i=1}^n \|\mathcal{B}g_\theta(\mathbf{x}_i) - \mathbf{c}_i\|^2$$

where g_θ is the predefined deep neural networks parametrized by parameters θ , $\mathcal{L}g_\theta$ is computed by automatic differentiation [9] and λ is a positive number to balance the term for interior data points and the term for boundary data points. Also the first term for differential equations acts as a regularization term for physical constraints. For Dirichlet boundary conditions, the operator \mathcal{B} is the identity operator, meaning that we have observed solutions on the boundary. The optimization problem can be effectively and efficiently solved by stochastic gradient descent, see for instance [29, 36, 46]. The core idea of PINNs is to introduce the physical laws/information (differential equations) into the loss function as a regularization term to constrain the training process of neural networks.

In the following discussion, we mainly focus on PDEs with Dirichlet boundary conditions, i.e.

$$\mathcal{L}\mathbf{u}(\mathbf{x}) = \mathbf{b}(\mathbf{x}) \quad \mathbf{x} \in \Omega \quad (7)$$

$$\mathbf{u}(\mathbf{x}) = \mathbf{c}(\mathbf{x}) \quad \mathbf{x} \in \Gamma = \partial\Omega \quad (8)$$

where $\Omega \subset \mathbb{R}^d$ is a bounded domain and $\Gamma = \partial\Omega$ is its boundary. The domain is bounded by M_x , i.e., $\|\mathbf{x}\|_{\max} \leq M_x$ for all $\mathbf{x} \in \Omega$. The right hand side $\mathbf{b}(\mathbf{x})$ is bounded in $\bar{\Omega}$, i.e., $\|\mathbf{b}(\mathbf{x})\|_2 \leq M_b$ for all $\mathbf{x} \in \bar{\Omega}$ and $\mathbf{u}(\mathbf{x}) \in \mathbb{R}^r$ is the corresponding solution. Note that the proposed model can be studied similarly for the other boundary/initial conditions in PDEs.

Suppose that the following class \mathcal{G} of neural networks are utilized to approximate the solution of PDEs,

$$\mathcal{G} = \{g_\theta = \text{NN}(W_g, D_g, \theta) : \|\mathbf{W}_i\|_{\max} \leq M, 0 \leq i \leq D_g, \|\mathbf{w}_{D_g}\|_{\max} \leq M, \theta = \{\mathbf{W}_i, \mathbf{w}_i\}_{i=0}^{D_g}\} \quad (9)$$

where $g_\theta = \text{NN}(W_g, D_g, \theta) : \mathbb{R}^d \rightarrow \mathbb{R}^r$ denotes neural networks with D_g hidden layers (depth), W_g neurons in each layer (width), and θ is the set of parameters. We use \mathbf{W}_i to represent the matrix of linear transform between $(i-1)$ -th and i -th layer and \mathbf{w}_i is the bias vector. The architecture of the neural networks is formulated as

$$\text{NN}(W_g, D_g, \theta) = \mathbf{W}_{D_g} \cdot \sigma(\mathbf{W}_{D_g-1} \cdot \sigma(\cdots \sigma(\mathbf{W}_0 \cdot \mathbf{x} + \mathbf{w}_0) + \cdots) + \mathbf{w}_{D_g-1}) + \mathbf{w}_{D_g}$$

where σ is the activation function. Due to the smoothness of PDEs solutions, g_θ is usually required to approximate solutions in $H^q(\bar{\Omega})$ where q depends on the differentiability of PDEs solutions. Several strategies are applied for the smoothness of g_θ , usually to activation functions, e.g., $\sigma = \tanh$ and $\sigma = \text{ReLU}^q$. Pinkus [44] proved that one-hidden layer neural networks with a non-polynomial activation function which is q -order differentiable are dense in $C^q(\mathbb{R}^d)$. In our paper, we adopt \tanh as the activation function.

2.3 The WGAN-PINNs Model

Suppose that there exists uncertainty in the observation of boundary data in PDEs, i.e., \mathbf{u} on $\mathbf{x} \in \partial\Omega$ can be interpreted as a random variable rather than a deterministic value. Our aim is to understand uncertainty quantification of PDEs solutions. PINNs are not able to do uncertainty quantification, and they even perform worse especially for noisy data with non-Gaussian and spatially dependent noises, see for instance [46, 54].

For the generator g_θ , besides the spatial (and temporal) coordinates \mathbf{x} , a random latent variable \mathbf{z} is also input into the model to summarize the uncertainty and stochasticity of PDEs solutions. We aim to obtain a generator that can provide a distribution of PDEs solutions well and also follows physical laws governed by given PDEs. Here, we study a kind of probabilistic model with physical constraints (i.e., the combination of WGANs and PINNs into the model):

$$\begin{aligned} \min_{g_\theta \in \mathcal{G}} \mathbf{D}((\mathbf{x}, g_\theta(\mathbf{x}, \mathbf{z})), (\mathbf{x}, \mathbf{u})), \quad \mathbf{x} \sim p_\Gamma(\mathbf{x}), \mathbf{z} \sim p(\mathbf{z}) \\ \text{s.t. } \mathcal{L}g_\theta(\mathbf{x}, \mathbf{z}) = \mathbf{b}(\mathbf{x}), \quad \forall \mathbf{x} \in \Omega \text{ and } \mathbf{z} \sim p(\mathbf{z}) \end{aligned} \quad (10)$$

where $p_\Gamma(\mathbf{x})$ is the distribution of \mathbf{x} on the boundary Γ and $p(\mathbf{z})$ is the prior distribution of the latent variable \mathbf{z} . Also \mathbf{D} is used to measure the distance between the joint distribution of generated data and PDE solutions. With a random latent variable \mathbf{z} , generators are able to generate data with uncertainty compatible with our observations and propagate the uncertainty into the interior domain by physics-informed neural networks with differential equations constraints. Compared with most classical methods of uncertainty quantification for PDEs, our model works without some strong and special prior information. Note that when \mathbf{D} is KL divergence or JS divergence, it is a model proposed in [55]. However, KL divergence has some disadvantages. Firstly, it lacks generalization property with respect to finite data [3]. Moreover, it requires that the supports of two distributions must coincide well, otherwise, their KL divergence is infinitely large, see [2].

In this paper, we propose to employ Wasserstein-1 distance in the model, and the resulting optimization is given by

$$\begin{aligned} \min_{g_\theta \in \mathcal{G}} \mathbf{Wass}_1((\mathbf{x}, g_\theta(\mathbf{x}, \mathbf{z})), (\mathbf{x}, \mathbf{u})), \quad \mathbf{x} \sim p_\Gamma(\mathbf{x}), \mathbf{z} \sim p(\mathbf{z}) \\ \text{s.t. } \mathcal{L}g_\theta(\mathbf{x}, \mathbf{z}) = \mathbf{b}(\mathbf{x}), \quad \forall \mathbf{x} \in \Omega \text{ and } \mathbf{z} \sim p(\mathbf{z}) \end{aligned} \quad (11)$$

We can further re-formulate (11) into unconstrained optimization problem as follows:

$$\begin{aligned} \min_{g_\theta \in \mathcal{G}} \mathbf{Wass}_1((\mathbf{x}, g_\theta(\mathbf{x}, \mathbf{z})), (\mathbf{x}, \mathbf{u})) + \lambda \cdot \mathbb{E}_{\mathbf{x}, \mathbf{z} \sim p_\Omega(\mathbf{x}), p(\mathbf{z})} \|\mathcal{L}g_\theta(\mathbf{x}, \mathbf{z}) - \mathbf{b}(\mathbf{x})\|_2^2 \\ = \min_{g_\theta \in \mathcal{G}} \max_{\|f\|_{\text{Lip}} \leq 1} \mathbb{E}_{\mathbf{x}, \mathbf{z} \sim p_\Gamma(\mathbf{x}), p(\mathbf{z})} f(\mathbf{x}, g_\theta(\mathbf{x}, \mathbf{z})) - \mathbb{E}_{(\mathbf{x}, \mathbf{u}) \sim p_\Gamma(\mathbf{x}, \mathbf{u})} f(\mathbf{x}, \mathbf{u}) + \\ \lambda \cdot \mathbb{E}_{\mathbf{x}, \mathbf{z} \sim p_\Omega(\mathbf{x}), p(\mathbf{z})} \|\mathcal{L}g_\theta(\mathbf{x}, \mathbf{z}) - \mathbf{b}(\mathbf{x})\|_2^2 \end{aligned} \quad (12)$$

where $p_\Gamma(\mathbf{x}, \mathbf{u})$ is the exact joint distribution of data (\mathbf{x}, \mathbf{u}) whose marginal for \mathbf{x} is $p_\Gamma(\mathbf{x})$ on the boundary, $p_\Omega(\mathbf{x})$ is the distribution of variable \mathbf{x} in the interior domain Ω and the hyper-parameter λ balances the term \mathbf{Wass}_1 distance and the regularization term governed by PDEs residual norm. By using the constraints posed in (9), for each generator $g \in \mathcal{G}$, we have

$$\begin{aligned} \|g(\mathbf{x}, \mathbf{z})\|_2 &\leq \sqrt{r} \cdot (M + W_g \cdot M) \\ \left\| \frac{\partial g_i(\mathbf{x}, \mathbf{z})}{\partial \mathbf{x}} \right\|_2 &\leq (W_g \cdot M)^{D_g} \end{aligned}$$

$$\|\mathbf{b}(\mathbf{x})\|_2 \leq M_b$$

and all its derivatives are bounded depending on M , W_g and D_g . Therefore, the bound for $\|\mathcal{L}g(\mathbf{x}, \mathbf{z}) - \mathbf{b}(\mathbf{x})\|_2^2$ depends on the operator \mathcal{L} , M , W_g , D_g and M_b .

In practice, we work on the model with a finite number of data samples: $\{(\mathbf{x}_i, \mathbf{z}_i)\}_{i=1}^m$, $\{(\mathbf{x}_i, \mathbf{u}_i)\}_{i=1}^n$ on the boundary and $\{(\mathbf{x}_i, \mathbf{z}_i, \mathbf{b}_i)\}_{i=1}^k$ in the interior domain. Therefore, we deal with the following empirical loss given:

$$\begin{aligned} \widehat{\text{Loss}} &= \min_{g_\theta \in \mathcal{G}} \max_{f_\alpha \in \mathcal{F}_{GS}} \hat{\mathbb{E}}_{\mathbf{x}, \mathbf{z} \sim p_{\Gamma}(\mathbf{x}), p(\mathbf{z})}^m f_\alpha(\mathbf{x}, g_\theta(\mathbf{x}, \mathbf{z})) - \hat{\mathbb{E}}_{(\mathbf{x}, \mathbf{u}) \sim p_{\Gamma}(\mathbf{x}, \mathbf{u})}^n f_\alpha(\mathbf{x}, \mathbf{u}) + \\ &\quad \lambda \cdot \hat{\mathbb{E}}_{\mathbf{x}, \mathbf{z} \sim p_{\Omega}(\mathbf{x}), p(\mathbf{z})}^k \|\mathcal{L}g_\theta(\mathbf{x}, \mathbf{z}) - \mathbf{b}(\mathbf{x})\|_2^2, \end{aligned} \quad (13)$$

where $\hat{\mathbb{E}}^m$ denotes the expectation on the empirical distribution of m i.i.d. samples on random input to generator, $\hat{\mathbb{E}}^n$ denotes the expectation on the empirical distribution of n i.i.d. samples on boundary data, and $\hat{\mathbb{E}}^k$ denotes the expectation on the empirical distribution of k i.i.d. samples on interior data. The empirical loss of our model can be solved by learning g_θ and f_α based on stochastic gradient descent algorithm, see [29, 36].

3 Generalization and Convergence

In this section, we theoretically investigate how well the trained generator (obtained from (13)) is, with respect to the exact loss in (12). In the literature, Bai et al. [7] designed some special discriminators with restricted approximability to let the trained generator approximate the target distribution in Wasserstein distance. However, their designs of discriminators are not applicable enough because it can only be applied to some specific statistical distributions (e.g., Gaussian distributions and exponential families) and generators that are invertible or injective neural networks. Liang [34] proposed a kind of oracle inequality to develop the generalization error of GANs' learning in TV distance. However, several assumptions are required and KL divergence must be adopted to measure the distance between distributions. It may be inappropriate in generalization (convergence) analysis of GANs because many distributions in natural cases lie on low dimensional manifolds. The support of the generated distribution must coincide well with that of the target distribution, otherwise, the KL divergence between these two are infinite, which may be not helpful in generalization analysis.

Here our purpose is to show that the WGAN-PINNs model has good generalization and can converge to the best one among the whole generator class given large enough number of training data (i.e., m , n and k) and strong discriminators (i.e., large enough W_f and D_f) with a high probability. Suppose that (\tilde{g}, \tilde{f}) is the obtained optimizer of (13). For any 1-Lipschitz function f , we derive the following inequality:

$$\begin{aligned} &\mathbb{E}_{\mathbf{x}, \mathbf{z} \sim p_{\Gamma}(\mathbf{x}), p(\mathbf{z})} f(\mathbf{x}, \tilde{g}(\mathbf{x}, \mathbf{z})) - \mathbb{E}_{(\mathbf{x}, \mathbf{u}) \sim p_{\Gamma}(\mathbf{x}, \mathbf{u})} f(\mathbf{x}, \mathbf{u}) + \lambda \cdot \mathbb{E}_{\mathbf{x}, \mathbf{z} \sim p_{\Omega}(\mathbf{x}), p(\mathbf{z})} \|\mathcal{L}\tilde{g}(\mathbf{x}, \mathbf{z}) - \mathbf{b}(\mathbf{x})\|_2^2 \\ &= \mathbb{E}_{\mathbf{x}, \mathbf{z} \sim p_{\Gamma}(\mathbf{x}), p(\mathbf{z})} f(\mathbf{x}, \tilde{g}(\mathbf{x}, \mathbf{z})) - \mathbb{E}_{\mathbf{x}, \mathbf{z} \sim p_{\Gamma}(\mathbf{x}), p(\mathbf{z})} \tilde{f}(\mathbf{x}, \tilde{g}(\mathbf{x}, \mathbf{z})) \\ &\quad + \mathbb{E}_{\mathbf{x}, \mathbf{z} \sim p_{\Gamma}(\mathbf{x}), p(\mathbf{z})} \tilde{f}(\mathbf{x}, \tilde{g}(\mathbf{x}, \mathbf{z})) - \hat{\mathbb{E}}_{\mathbf{x}, \mathbf{z} \sim p_{\Gamma}(\mathbf{x}), p(\mathbf{z})}^m \tilde{f}(\mathbf{x}, \tilde{g}(\mathbf{x}, \mathbf{z})) \\ &\quad + \hat{\mathbb{E}}_{\mathbf{x}, \mathbf{z} \sim p_{\Gamma}(\mathbf{x}), p(\mathbf{z})}^m \tilde{f}(\mathbf{x}, \tilde{g}(\mathbf{x}, \mathbf{z})) - \hat{\mathbb{E}}_{(\mathbf{x}, \mathbf{u}) \sim p_{\Gamma}(\mathbf{x}, \mathbf{u})}^n \tilde{f}(\mathbf{x}, \mathbf{u}) \\ &\quad + \hat{\mathbb{E}}_{(\mathbf{x}, \mathbf{u}) \sim p_{\Gamma}(\mathbf{x}, \mathbf{u})}^n \tilde{f}(\mathbf{x}, \mathbf{u}) - \mathbb{E}_{(\mathbf{x}, \mathbf{u}) \sim p_{\Gamma}(\mathbf{x}, \mathbf{u})} \tilde{f}(\mathbf{x}, \mathbf{u}) \\ &\quad + \mathbb{E}_{(\mathbf{x}, \mathbf{u}) \sim p_{\Gamma}(\mathbf{x}, \mathbf{u})} \tilde{f}(\mathbf{x}, \mathbf{u}) - \mathbb{E}_{(\mathbf{x}, \mathbf{u}) \sim p_{\Gamma}(\mathbf{x}, \mathbf{u})} f(\mathbf{x}, \mathbf{u}) \\ &\quad + \lambda \cdot \mathbb{E}_{\mathbf{x}, \mathbf{z} \sim p_{\Omega}(\mathbf{x}), p(\mathbf{z})} \|\mathcal{L}\tilde{g}(\mathbf{x}, \mathbf{z}) - \mathbf{b}(\mathbf{x})\|_2^2 - \lambda \cdot \hat{\mathbb{E}}_{\mathbf{x}, \mathbf{z} \sim p_{\Omega}(\mathbf{x}), p(\mathbf{z})}^k \|\mathcal{L}\tilde{g}(\mathbf{x}, \mathbf{z}) - \mathbf{b}(\mathbf{x})\|_2^2 \end{aligned}$$

$$\begin{aligned}
& + \lambda \cdot \hat{\mathbb{E}}_{\mathbf{x}, \mathbf{z} \sim p_{\Omega}(\mathbf{x}), p(\mathbf{z})}^k \|\mathcal{L}\tilde{g}(\mathbf{x}, \mathbf{z}) - \mathbf{b}(\mathbf{x})\|_2^2 \\
\leq & \min_{\tilde{f} \in \mathcal{F}_{GS}} \{ \mathbb{E}_{\mathbf{x}, \mathbf{z} \sim p_{\Gamma}(\mathbf{x}), p(\mathbf{z})} f(\mathbf{x}, \tilde{g}(\mathbf{x}, \mathbf{z})) - \mathbb{E}_{\mathbf{x}, \mathbf{z} \sim p_{\Gamma}(\mathbf{x}), p(\mathbf{z})} \tilde{f}(\mathbf{x}, \tilde{g}(\mathbf{x}, \mathbf{z})) \\
& + \mathbb{E}_{(\mathbf{x}, \mathbf{u}) \sim p_{\Gamma}(\mathbf{x}, \mathbf{u})} \tilde{f}(\mathbf{x}, \mathbf{u}) - \mathbb{E}_{(\mathbf{x}, \mathbf{u}) \sim p_{\Gamma}(\mathbf{x}, \mathbf{u})} f(\mathbf{x}, \mathbf{u}) \} \\
& + \max_{\tilde{f} \in \mathcal{F}_{GS}} \{ \mathbb{E}_{\mathbf{x}, \mathbf{z} \sim p_{\Gamma}(\mathbf{x}), p(\mathbf{z})} \tilde{f}(\mathbf{x}, \tilde{g}(\mathbf{x}, \mathbf{z})) - \hat{\mathbb{E}}_{\mathbf{x}, \mathbf{z} \sim p_{\Gamma}(\mathbf{x}), p(\mathbf{z})}^m \tilde{f}(\mathbf{x}, \tilde{g}(\mathbf{x}, \mathbf{z})) \} \\
& + \max_{\tilde{f} \in \mathcal{F}_{GS}} \{ \hat{\mathbb{E}}_{(\mathbf{x}, \mathbf{u}) \sim p_{\Gamma}(\mathbf{x}, \mathbf{u})}^n \tilde{f}(\mathbf{x}, \mathbf{u}) - \mathbb{E}_{(\mathbf{x}, \mathbf{u}) \sim p_{\Gamma}(\mathbf{x}, \mathbf{u})} \tilde{f}(\mathbf{x}, \mathbf{u}) \} \\
& + \lambda \cdot \left| \mathbb{E}_{\mathbf{x}, \mathbf{z} \sim p_{\Omega}(\mathbf{x}), p(\mathbf{z})} \|\mathcal{L}\tilde{g}(\mathbf{x}, \mathbf{z}) - \mathbf{b}(\mathbf{x})\|_2^2 - \lambda \cdot \hat{\mathbb{E}}_{\mathbf{x}, \mathbf{z} \sim p_{\Omega}(\mathbf{x}), p(\mathbf{z})}^k \|\mathcal{L}\tilde{g}(\mathbf{x}, \mathbf{z}) - \mathbf{b}(\mathbf{x})\|_2^2 \right| \\
& + \max_{\tilde{f} \in \mathcal{F}_{GS}} \{ \hat{\mathbb{E}}_{\mathbf{x}, \mathbf{z} \sim p_{\Gamma}(\mathbf{x}), p(\mathbf{z})}^m \tilde{f}(\mathbf{x}, \tilde{g}(\mathbf{x}, \mathbf{z})) - \hat{\mathbb{E}}_{(\mathbf{x}, \mathbf{u}) \sim p_{\Gamma}(\mathbf{x}, \mathbf{u})}^n \tilde{f}(\mathbf{x}, \mathbf{u}) + \lambda \cdot \hat{\mathbb{E}}_{\mathbf{x}, \mathbf{z} \sim p_{\Omega}(\mathbf{x}), p(\mathbf{z})}^k \|\mathcal{L}\tilde{g}(\mathbf{x}, \mathbf{z}) - \mathbf{b}(\mathbf{x})\|_2^2 \} \\
= &: I_1 + I_2 + I_3 + I_4 + I_5,
\end{aligned}$$

i.e.,

$$\text{Wass}_1((\mathbf{x}, \tilde{g}(\mathbf{x}, \mathbf{z}), (\mathbf{x}, \mathbf{u}))) + \lambda \cdot \mathbb{E}_{\mathbf{x}, \mathbf{z} \sim p_{\Omega}(\mathbf{x}), p(\mathbf{z})} \|\mathcal{L}\tilde{g}(\mathbf{x}, \mathbf{z}) - \mathbf{b}(\mathbf{x})\|_2^2 \leq I_1 + I_2 + I_3 + I_4 + I_5 \quad (14)$$

Note that $\widehat{\text{Loss}}$ in (13) is equal to I_5 .

Next we analyze the above five terms: the approximation of discriminators to 1-Lipschitz functions, the generalization of generated distributions and the target distribution (solution), the convergence of PINNs regularization term as well as the empirical loss respectively. The following five mild assumptions are imposed to the convergence guarantee of our algorithm. Note that Assumption 1, 2 and 4 are essential for our generalization bound while Assumption 3 and 5 are for better understanding of our theorem. We will illustrate the necessities and properties for each assumptions below.

Assumption 1 (Decaying condition). *There exist a constant $s \geq 2$ and a large enough $M_u > 0$ such that for each $\mathbf{x} \in \Gamma$,*

$$\mathbb{P}(\|\mathbf{u}(\mathbf{x})\|_2 \geq M_u) \leq C \cdot M_u^{-s}.$$

For simplicity, we further assume that $M_u \geq \sqrt{r} \cdot (M + W_g \cdot M)$ and $M_u \geq \sqrt{d} \cdot M_x$.

Remark. *Assumption 1 implies that the distribution of the solution at each location \mathbf{x} has decaying tails (polynomial decay) after large enough value M_u . The condition is common for noisy data (from target distribution) in real applications. For example, if $\mathbf{u}(\mathbf{x})$ are from Gaussian distributions (or sub-Gaussian) with uniformly bounded means and deviations for all \mathbf{x} , the decaying condition is satisfied. The assumption is mild because it merely requires polynomial decay. Moreover,*

$$M_u \geq \sqrt{r} \cdot (M + W_g \cdot M) \geq \|g(\mathbf{x}, \mathbf{z})\|_2$$

indicates that the generated data is bounded by M_u , obviously satisfying the decaying condition. Note that the coincidence of supports of generators with the solution data is not required. But we know there is a very low probability that the generator cannot cover the solution data.

Assumption 2. *Suppose D_f and W_f are large enough such that*

$$M_u = O(2^{D_f/(2C(d+r)^2)} \wedge W_f^{1/(2(d+r)^2)}),$$

where $O(\cdot)$ means that the two numbers are of the same order of magnitude, M_u is defined in Assumption 1 and the constant C defined in Proposition 1 is independent of the model architecture.

Remark. The discriminators are strong (deep and wide) enough that they can discriminate the solution data. If a solution decays fast enough (e.g., Gaussian distributions with small deviations), then discriminators with small width and depth are sufficient. Furthermore,

$$\sqrt{r} \cdot (M + W_g \cdot M) \leq M_u = O(2^{D_f/(2C(d+r)^2)} \wedge W_f^{1/(2(d+r)^2)})$$

implies that the capacity of discriminators should be stronger than that of generators.

Assumption 3. We assume $\sqrt{r} \cdot (W_g + 1) \cdot M \geq \sqrt{d} \cdot M_x$ and the number of training data m is large enough such that

$$(W_g + 1) \cdot M \leq m^{1/2(d+r)}.$$

Remark. This assumption requires the number of training data to be large enough such that the empirical generated distribution is close to the exact generated distribution. Otherwise, the limited and insufficient data will lead to the learned model \tilde{g} with large bias and variance. For more details and reasons of the assumption, please see the remark of Lemma 2.

Assumption 4. The exact solution data has finite 3-moment, i.e.,

$$\mathbb{E}_{(\mathbf{x}, \mathbf{u}) \sim p_{\Gamma}(\mathbf{x}, \mathbf{u})} \|\mathbf{x}, \mathbf{u}\|_2^3 < +\infty$$

Remark. The boundedness of data (\mathbf{x}, \mathbf{u}) in 3-moment is easy to be achieved. The spatial (with temporal) variable \mathbf{x} is bounded by M_x , so we only focus on $\mathbf{u}(\mathbf{x})$. Similarly, if $\mathbf{u}(\mathbf{x})$ are from Gaussian (or sub-Gaussian) distributions with uniformly bounded mean and standard deviations for all \mathbf{x} , then the boundedness of 3-moment of data holds. Moreover, if Assumption 1 holds for a M_u (fixed and independent with model architectures) with $s > 3$, then the 3-moment of the data is bounded. More precisely,

$$\mathbb{E}_{(\mathbf{x}, \mathbf{u}) \sim p_{\Gamma}(\mathbf{x}, \mathbf{u})} \|\mathbf{x}, \mathbf{u}\|_2^3 \leq \mathbb{E}_{(\mathbf{x}, \mathbf{u}) \sim p_{\Gamma}(\mathbf{x}, \mathbf{u})} (\|\mathbf{x}\|_2 + \|\mathbf{u}(\mathbf{x})\|_2)^3$$

and

$$\mathbb{E}_{(\mathbf{x}, \mathbf{u}) \sim p_{\Gamma}(\mathbf{x}, \mathbf{u})} \|\mathbf{u}(\mathbf{x})\|_2^3 \leq M_u^3 + \mathbb{E}_{(\mathbf{x}, \mathbf{u}) \sim p_{\Gamma}(\mathbf{x}, \mathbf{u})} \{ \|\mathbf{u}(\mathbf{x})\|_2^3 \cdot \mathbb{I}(\|\mathbf{u}(\mathbf{x})\|_2 \geq M_u) \} \leq M_u^3 + C \cdot M_u^{-s+3}$$

imply the boundedness of the data.

Assumption 5. Assume that the number of training data k is large enough such that for all (\mathbf{x}, \mathbf{z}) , the following inequality holds

$$\|\mathcal{L}g(\mathbf{x}, \mathbf{z}) - \mathbf{b}(\mathbf{x})\|_2^2 \leq k^{1/4}$$

for all $g \in \mathcal{G}$.

Remark. For a fixed predefined generator class \mathcal{G} in (9), all the derivatives of $g \in \mathcal{G}$ are bounded by a constant depending on M , W_g and D_g . The reason is due to the boundedness of \tanh (and its derivatives) in \mathcal{G} . Therefore,

$$\|\mathcal{L}\tilde{g}(\mathbf{x}, \mathbf{z}) - \mathbf{b}(\mathbf{x})\|_2^2 \leq \bar{C}(\mathcal{L}, M, W_g, D_g, M_b), \quad (15)$$

where \bar{C} is a constant depending on model architectures and given PDEs. For other activation functions like ReLU^q , similar assumptions also hold for the boundedness of $\mathbb{E}_{\mathbf{z} \sim p(\mathbf{z})} \|\mathcal{L}\tilde{g}(\mathbf{x}, \mathbf{z}) - \mathbf{b}(\mathbf{x})\|_2^2$ for all $\mathbf{x} \in \Omega$ with the decaying condition of \mathbf{z} (e.g. sub-Gaussian distributions). For more details and reasons of the assumption, please see the remark of Lemma 4.

3.1 Convergence Analysis of Empirical Loss

In this subsection, we establish the convergence of empirical loss, and show that with sufficiently large amount of training data, the empirical loss will converge to the approximation error with a high probability.

We first recall the following results for our analysis.

Proposition 1 (Theorem 2, [50]). *Let $d \geq 2$, the grouping size $group_{size} = 2$. For any $f \in \text{Lip}_1([-M_u, M_u]^d)$, where Lip_1 denotes the class of 1-Lipschitz functions defined on $[-M_u, M_u]^d$, satisfying that*

$$|f(\mathbf{x}) - f(\mathbf{y})| \leq \|\mathbf{x} - \mathbf{y}\|_2, \quad \mathbf{x}, \mathbf{y} \in [-M_u, M_u]^d,$$

there exists a neural network \tilde{f} of the form (2) with depth D_f and width W_f such that

$$\|f - \tilde{f}\|_{L^\infty([-M_u, M_u]^d)} \lesssim M_u \cdot \sqrt{d} \cdot (2^{-D_f/(Cd^2)} \vee W_f^{-1/d^2})$$

where \lesssim hides some unimportant constants and C is a universal constant independent of d , M_u , D_f and W_f .

Proposition 2 (Convergence in Wass_1 distance [38]). *Assume that the distribution ν satisfies that $M_3 = \mathbb{E}_{\mathbf{x} \sim \nu} \|\mathbf{x}\|_2^3 < \infty$. Then there exists a constant C' depending on M_3 such that*

$$\mathbb{E} \text{Wass}_1(\nu, \hat{\nu}^m) \leq C' \cdot \begin{cases} m^{-1/2}, & d = 1 \\ m^{-1/2} \log m, & d = 2 \\ m^{-1/d}, & d \geq 3 \end{cases}$$

where $\hat{\nu}^m$ denotes the empirical distribution of m i.i.d. samples from the distribution ν .

Let us study the five terms in (14) in the following analysis.

Lemma 1. *Suppose that Assumption 1 and 2 hold. Then*

$$I_1 \leq C_1 \cdot (2^{-D_f/(2C(d+r)^2)} \vee W_f^{-1/2(d+r)^2}) \quad (16)$$

where the constant C_1 is independent of the model architecture.

Proof. By the definition of I_1 , we obtain

$$\begin{aligned} I_1 &= \min_{\tilde{f} \in \mathcal{F}_{GS}} \{ \mathbb{E}_{\mathbf{x}, \mathbf{z} \sim p_\Gamma(\mathbf{x}), p(\mathbf{z})} f(\mathbf{x}, \tilde{g}(\mathbf{x}, \mathbf{z})) - \mathbb{E}_{\mathbf{x}, \mathbf{z} \sim p_\Gamma(\mathbf{x}), p(\mathbf{z})} \tilde{f}(\mathbf{x}, \tilde{g}(\mathbf{x}, \mathbf{z})) \\ &\quad + \mathbb{E}_{(\mathbf{x}, \mathbf{u}) \sim p_\Gamma(\mathbf{x}, \mathbf{u})} \tilde{f}(\mathbf{x}, \mathbf{u}) - \mathbb{E}_{(\mathbf{x}, \mathbf{u}) \sim p_\Gamma(\mathbf{x}, \mathbf{u})} f(\mathbf{x}, \mathbf{u}) \} \\ &\leq \min_{\tilde{f} \in \mathcal{F}_{GS}} \{ \|\tilde{f} - f\|_{L^\infty([-M_u, M_u]^{d+r})} \cdot (\mathbb{P}(\|\mathbf{u}(\mathbf{x})\|_2 \leq M_u) + 1) \\ &\quad + \mathbb{E}_{(\mathbf{x}, \mathbf{u}) \sim p_\Gamma(\mathbf{x}, \mathbf{u})} [\tilde{f}(\mathbf{x}, \mathbf{u}) - f(\mathbf{x}, \mathbf{u})] \cdot \mathbb{I}(\|\mathbf{u}(\mathbf{x})\|_2 \geq M_u) \} \end{aligned}$$

By using Assumption 1 and Proposition 1, we can conclude that

$$I_1 \leq C_0 \cdot M_u \cdot (2^{-D_f/(C(d+r)^2)} \vee W_f^{-1/(d+r)^2}) + C_1 \cdot M_u^{-s+1}$$

where $s \geq 2$, C_0 is related with $d+r$ and C_1 depends on M_x and d but are independent of the model architecture. Then substituting M_u by D_f and W_f in Assumption 2, the upper bound (16) for I_1 can be obtained. \square

The upper bound for I_2 is used to measure the convergence of the generated distribution by a large amount of but finite samples. The property is essential for theoretical analysis of algorithms and models because practically we can only access limited training data due to the storage and computation.

Lemma 2. *For simplicity, we assume that $\sqrt{r} \cdot (W_g + 1) \cdot M \geq \sqrt{d} \cdot M_x$, then with probability of at least $1 - m^{-1/4(d+r)}$ (over the choice of m i.i.d. training samples), I_2 defined in (14) satisfies the following inequality:*

$$I_2 \leq \mathbf{Wass}_1(p_{\hat{g}}(\mathbf{x}, \mathbf{u}), \hat{p}_{\hat{g}}^m(\mathbf{x}, \mathbf{u})) \leq C_2 \cdot ((W_g + 1) \cdot M) \cdot \begin{cases} m^{-3/8} \log m, & d + r = 2 \\ m^{-3/4(d+r)}, & d + r \geq 3 \end{cases} \quad (17)$$

If we further assume that Assumption 3 holds for generators and training data, then with probability of at least $1 - m^{-1/4(d+r)}$ (over the choice of m i.i.d. training samples), I_2 defined in (14) satisfies the following inequality:

$$I_2 \leq \mathbf{Wass}_1(p_{\hat{g}}(\mathbf{x}, \mathbf{u}), \hat{p}_{\hat{g}}^m(\mathbf{x}, \mathbf{u})) \leq C_2 \cdot \begin{cases} m^{-1/8} \log m, & d + r = 2 \\ m^{-1/4(d+r)}, & d + r \geq 3 \end{cases} \quad (18)$$

where the constant C_2 is independent of the model architecture.

Proof. For each $g \in \mathcal{G}$ and for all $\mathbf{x} \in \Omega \cup \Gamma$, $\|g(\mathbf{x}, \mathbf{z})\|_2 \leq \sqrt{r} \cdot (W_g + 1) \cdot M$, therefore, $\|(\mathbf{x}, g(\mathbf{x}, \mathbf{z}))\|_2 \leq \sqrt{d} \cdot M_x + \sqrt{r} \cdot (W_g + 1) \cdot M$. Therefore, by properties of Wasserstein-1 distance, we have

$$\begin{aligned} \mathbb{E} \mathbf{Wass}_1(p_{\hat{g}}(\mathbf{x}, \mathbf{u}), \hat{p}_{\hat{g}}^m(\mathbf{x}, \mathbf{u})) &\leq C' \cdot (\sqrt{d} \cdot M_x + \sqrt{r} \cdot (W_g + 1) \cdot M) \cdot \begin{cases} m^{-1/2} \log m, & d + r = 2 \\ m^{-1/(d+r)}, & d + r \geq 3 \end{cases} \\ &\leq C_2 \cdot ((W_g + 1) \cdot M) \cdot \begin{cases} m^{-1/2} \log m, & d + r = 2 \\ m^{-1/(d+r)}, & d + r \geq 3 \end{cases} \end{aligned}$$

where C_2 is independent of the model architecture and the numbers of training data. By Markov-Inequality, with probability of at least $1 - m^{-1/4(d+r)}$,

$$\mathbf{Wass}_1(p_{\hat{g}}(\mathbf{x}, \mathbf{u}), \hat{p}_{\hat{g}}^m(\mathbf{x}, \mathbf{u})) \leq C_2 \cdot ((W_g + 1) \cdot M) \cdot \begin{cases} m^{-3/8} \log m, & d + r = 2 \\ m^{-3/4(d+r)}, & d + r \geq 3 \end{cases} \quad (19)$$

By Assumption 3, we have

$$\mathbb{E} \mathbf{Wass}_1(p_{\hat{g}}(\mathbf{x}, \mathbf{u}), \hat{p}_{\hat{g}}^m(\mathbf{x}, \mathbf{u})) \leq C_2 \cdot \begin{cases} m^{-1/4} \log m, & d + r = 2 \\ m^{-1/2(d+r)}, & d + r \geq 3 \end{cases}$$

Similarly, by Markov-Inequality, with probability of at least $1 - m^{-1/4(d+r)}$,

$$\mathbf{Wass}_1(p_{\hat{g}}(\mathbf{x}, \mathbf{u}), \hat{p}_{\hat{g}}^m(\mathbf{x}, \mathbf{u})) \leq C_2 \cdot \begin{cases} m^{-1/8} \log m, & d + r = 2 \\ m^{-1/4(d+r)}, & d + r \geq 3 \end{cases} \quad (20)$$

□

Remark. *Error bound for I_2 in (17) involves the generator capacity $(W_g + 1) \cdot M$. If the number of training data m is small w.r.t. the generator capacity (range of generated data), then the error will be large where $(W_g + 1) \cdot M$ dominates the error. Conversely, if the range of generated data is small compared with the number of training data (Assumption 3), then $(W_g + 1) \cdot M$ can be ignored as is shown in (18).*

Similar to the analysis of I_2 , we analyze the convergence of the distribution of the solution by a large number of but a finite number of samples.

Lemma 3. *Suppose that Assumption 4 holds, then with probability of at least $1 - n^{-1/2(d+r)}$ (over the choice of n i.i.d. training samples), I_3 defined in (14) satisfies the following inequality:*

$$I_3 \leq \mathbf{Wass}_1(p_\Gamma(\mathbf{x}, \mathbf{u}), \hat{p}_\Gamma^n(\mathbf{x}, \mathbf{u})) \leq C_3 \cdot \begin{cases} n^{-1/4} \log n, & d+r=2 \\ n^{-1/2(d+r)}, & d+r \geq 3, \end{cases} \quad (21)$$

where $\hat{p}_\Gamma^n(\mathbf{x}, \mathbf{u})$ is the empirical distribution of $p_\Gamma(\mathbf{x}, \mathbf{u})$ with n i.i.d. samples and the constant C_3 depends only on the 3-moment of the data on the boundary.

Now we mainly focus on the convergence of the PINNs regularization term. We hope that with sufficient samples, the empirical expectation will converge to the exact expectation.

Lemma 4. *For generators defined in (9), we have that with probability of at least $1 - 2 \cdot k^{-1}$ (over the choice of k i.i.d. samples in the interior domain),*

$$I_4 = \lambda \cdot \left| \mathbb{E}_{\mathbf{x}, \mathbf{z} \sim p_{\Omega(\mathbf{x}), p(\mathbf{z})}} \|\mathcal{L}\tilde{g}(\mathbf{x}, \mathbf{z}) - \mathbf{b}(\mathbf{x})\|_2^2 - \hat{\mathbb{E}}_{\mathbf{x}, \mathbf{z} \sim p_{\Omega(\mathbf{x}), p(\mathbf{z})}}^k \|\mathcal{L}\tilde{g}(\mathbf{x}, \mathbf{z}) - \mathbf{b}(\mathbf{x})\|_2^2 \right| \leq \lambda \cdot C_4 \cdot (W_g \cdot M)^{\tilde{C}D_g} \cdot \sqrt{\frac{\log k}{2k}}. \quad (22)$$

where constant C_4 depends on the differential operator \mathcal{L} and M_b ; constant \tilde{C} depends on the differential operator \mathcal{L} . Note that $\tilde{C} := C_4 \cdot (W_g \cdot M)^{\tilde{C}D_g}$ defined in (15) is the upper bound for PINNs term with given generators class. If we further assume that Assumption 5 holds for a large number of training data k , then with probability of at least $1 - \frac{2}{k}$ (over the choice of k i.i.d. samples in the interior domain),

$$I_4 = \lambda \cdot \left| \mathbb{E}_{\mathbf{x}, \mathbf{z} \sim p_{\Omega(\mathbf{x}), p(\mathbf{z})}} \|\mathcal{L}\tilde{g}(\mathbf{x}, \mathbf{z}) - \mathbf{b}(\mathbf{x})\|_2^2 - \hat{\mathbb{E}}_{\mathbf{x}, \mathbf{z} \sim p_{\Omega(\mathbf{x}), p(\mathbf{z})}}^k \|\mathcal{L}\tilde{g}(\mathbf{x}, \mathbf{z}) - \mathbf{b}(\mathbf{x})\|_2^2 \right| \leq \lambda \cdot \sqrt{\frac{\log k}{2}} \cdot k^{-1/4}. \quad (23)$$

Proof. It is a straightforward result by using Hoeffding's Inequality with Assumption 5. \square

Remark. *Error bound for I_4 in (22) involves the constant $\tilde{C} := C_4 \cdot (W_g \cdot M)^{\tilde{C}D_g}$ which is related to the generator capacity (W_g , D_g and M) as well as the given PDEs problem (\mathcal{L} and M_b). If the number of training data k is small w.r.t. \tilde{C} , then the error will be large because \tilde{C} dominates the error. Conversely, if the training data is sufficient compared with the \tilde{C} (Assumption 5), then \tilde{C} can be ignored as is shown in (23). Here, we provide an example to depict how \tilde{C} is related to the PDEs problem. For the pedagogical example (30) in the first part of our numerical experiments. The given PDE is*

$$u_{xx} - u^2 u_x = b(x), \quad x \in [-1, 1]$$

with the pre-defined generator class (9). The right hand side function $b(x) = -\pi^2 \sin(\pi x) - \pi \cos(\pi x) \sin^2(\pi x)$ is bounded by $M_b = \pi^2 + \pi$ in the domain $x \in [-1, 1]$. By the definition of the generator class, $|u_{xx}| \leq (W_g \cdot M)^{2D_g}$, $|u_x| \leq (W_g \cdot M)^{D_g}$ and $|u| \leq (M + W_g \cdot M)$. Therefore, the constant $\tilde{C} = (W_g \cdot M)^{2D_g} + (W_g \cdot M)^{D_g} \cdot (M + W_g \cdot M)^2 + \pi^2 + \pi := C_4(\mathcal{L}, M_b) \cdot (W_g \cdot M)^{\tilde{C}D_g}$, where constant \tilde{C} depends on the differential operator \mathcal{L} and is equal to 2 here. Note that $C_4 \cdot (W_g \cdot M)^{\tilde{C}D_g}$ is a uniform upper bound and may be not tight in many examples. But we can imagine a worst

case that the solution of a given PDE is the neural networks with M as the value of elements of all transformation matrix. In most of the real applications, \bar{C} is of the same order of magnitude with M_b or smaller. Practically, parameters of neural networks are initialized by random samples from a Gaussian distribution (i.e. the values of $\mathcal{L}g(\mathbf{x}, \mathbf{z})$ with initial parameters are small) and the stochastic gradient descent method gradually force $\mathcal{L}g(\mathbf{x}, \mathbf{z})$ to be close to $\mathbf{b}(\mathbf{x})$. Therefore, during the training, $\|\mathcal{L}g(\mathbf{x}, \mathbf{z}) - \mathbf{b}(\mathbf{x})\|_2$ will not be strikingly greater than $\|\mathbf{b}(\mathbf{x})\|_2$. In this sense, \bar{C} is strict in applications while it's uniform for the whole class of generators theoretically.

One important thing for machine learning is whether the empirical loss will converge to a (small) value with sufficient training data. Otherwise, the learning becomes meaningless without convergence guarantees. In this part, we study the convergence of the empirical loss. And we prove that with large amount of training data, our empirical loss will converge to the approximation error with a high probability.

Theorem 1 (Convergence of the empirical loss). *Suppose that Assumption 4 holds for our problem and (\tilde{g}, \tilde{f}) is the optimal solution by solving (13), then with probability of at least $1 - m^{-1/4(d+r)} - n^{-1/2(d+r)} - 2 \cdot k^{-1}$, the empirical loss satisfies the following inequality,*

$$\begin{aligned} \widehat{Loss} = I_5 \leq & C_2 \cdot ((W_g + 1) \cdot M) \cdot \begin{cases} m^{-3/8} \log m, & d+r=2 \\ m^{-3/4(d+r)}, & d+r \geq 3 \end{cases} + C_3 \cdot \begin{cases} n^{-1/4} \log n, & d+r=2 \\ n^{-1/2(d+r)}, & d+r \geq 3 \end{cases} \\ & + \lambda \cdot C_4 \cdot (W_g \cdot M)^{\bar{C}D_g} \cdot \sqrt{\frac{\log k}{2k}} \\ & + \min_{g \in \mathcal{G}} \{ \mathbf{Wass}_1(p_g(\mathbf{x}, \mathbf{u}), p_\Gamma(\mathbf{x}, \mathbf{u})) + \lambda \cdot \mathbb{E}_{\mathbf{x}, \mathbf{z} \sim p_\Omega(\mathbf{x}), p(\mathbf{z})} \|\mathcal{L}g(\mathbf{x}, \mathbf{z}) - \mathbf{b}(\mathbf{x})\|_2^2 \}. \end{aligned} \quad (24)$$

If we further assume that Assumption 3 and 5 hold for our problem, then with probability of at least $1 - m^{-1/4(d+r)} - n^{-1/2(d+r)} - 2 \cdot k^{-1}$, the empirical loss satisfies the following inequality,

$$\begin{aligned} \widehat{Loss} = I_5 \leq & C_2 \cdot \begin{cases} m^{-1/8} \log m, & d+r=2 \\ m^{-1/4(d+r)}, & d+r \geq 3 \end{cases} + C_3 \cdot \begin{cases} n^{-1/4} \log n, & d+r=2 \\ n^{-1/2(d+r)}, & d+r \geq 3 \end{cases} + \lambda \cdot \sqrt{\frac{\log k}{2}} \cdot k^{-1/4} \\ & + \min_{g \in \mathcal{G}} \{ \mathbf{Wass}_1(p_g(\mathbf{x}, \mathbf{u}), p_\Gamma(\mathbf{x}, \mathbf{u})) + \lambda \cdot \mathbb{E}_{\mathbf{x}, \mathbf{z} \sim p_\Omega(\mathbf{x}), p(\mathbf{z})} \|\mathcal{L}g(\mathbf{x}, \mathbf{z}) - \mathbf{b}(\mathbf{x})\|_2^2 \}, \end{aligned} \quad (25)$$

where constants C_2 and C_3 are independent of the model architecture and m, n as well as k ; constant C_4 depends on the differential operator \mathcal{L} and M_b while constant \bar{C} depends on the differential operator \mathcal{L} .

Proof.

$$\begin{aligned} I_5 &= \max_{\tilde{f} \in \mathcal{F}_{GS}} \{ \hat{\mathbb{E}}_{\mathbf{x}, \mathbf{z} \sim p_\Gamma(\mathbf{x}), p(\mathbf{z})}^m \tilde{f}(\mathbf{x}, \tilde{g}(\mathbf{x}, \mathbf{z})) - \hat{\mathbb{E}}_{(\mathbf{x}, \mathbf{u}) \sim p_\Gamma(\mathbf{x}, \mathbf{u})}^n \tilde{f}(\mathbf{x}, \mathbf{u}) + \lambda \cdot \hat{\mathbb{E}}_{\mathbf{x}, \mathbf{z} \sim p_\Omega(\mathbf{x}), p(\mathbf{z})}^k \|\mathcal{L}\tilde{g}(\mathbf{x}, \mathbf{z}) - \mathbf{b}(\mathbf{x})\|_2^2 \} \\ &\leq \max_{\tilde{f} \in \mathcal{F}_{GS}} \{ \hat{\mathbb{E}}_{\mathbf{x}, \mathbf{z} \sim p_\Gamma(\mathbf{x}), p(\mathbf{z})}^m \tilde{f}(\mathbf{x}, g(\mathbf{x}, \mathbf{z})) - \hat{\mathbb{E}}_{(\mathbf{x}, \mathbf{u}) \sim p_\Gamma(\mathbf{x}, \mathbf{u})}^n \tilde{f}(\mathbf{x}, \mathbf{u}) + \lambda \cdot \hat{\mathbb{E}}_{\mathbf{x}, \mathbf{z} \sim p_\Omega(\mathbf{x}), p(\mathbf{z})}^k \|\mathcal{L}g(\mathbf{x}, \mathbf{z}) - \mathbf{b}(\mathbf{x})\|_2^2 \} \\ &\quad (\text{the above inequality holds for all } g \in \mathcal{G}) \\ &\leq \max_{f \text{ is 1-Lipschitz}} \{ \hat{\mathbb{E}}_{\mathbf{x}, \mathbf{z} \sim p_\Gamma(\mathbf{x}), p(\mathbf{z})}^m f(\mathbf{x}, g(\mathbf{x}, \mathbf{z})) - \hat{\mathbb{E}}_{(\mathbf{x}, \mathbf{u}) \sim p_\Gamma(\mathbf{x}, \mathbf{u})}^n f(\mathbf{x}, \mathbf{u}) + \lambda \cdot \hat{\mathbb{E}}_{\mathbf{x}, \mathbf{z} \sim p_\Omega(\mathbf{x}), p(\mathbf{z})}^k \|\mathcal{L}g(\mathbf{x}, \mathbf{z}) - \mathbf{b}(\mathbf{x})\|_2^2 \} \\ &= \max_{f \text{ is 1-Lipschitz}} \{ \hat{\mathbb{E}}_{\mathbf{x}, \mathbf{z} \sim p_\Gamma(\mathbf{x}), p(\mathbf{z})}^m f(\mathbf{x}, g(\mathbf{x}, \mathbf{z})) - \mathbb{E}_{\mathbf{x}, \mathbf{z} \sim p_\Gamma(\mathbf{x}), p(\mathbf{z})} f(\mathbf{x}, g(\mathbf{x}, \mathbf{z})) + \mathbb{E}_{\mathbf{x}, \mathbf{z} \sim p_\Gamma(\mathbf{x}), p(\mathbf{z})} f(\mathbf{x}, g(\mathbf{x}, \mathbf{z})) \} \end{aligned}$$

$$\begin{aligned}
& - \hat{\mathbb{E}}_{(\mathbf{x}, \mathbf{u}) \sim p_{\Gamma}(\mathbf{x}, \mathbf{u})}^n f(\mathbf{x}, \mathbf{u}) + \mathbb{E}_{(\mathbf{x}, \mathbf{u}) \sim p_{\Gamma}(\mathbf{x}, \mathbf{u})} f(\mathbf{x}, \mathbf{u}) - \mathbb{E}_{(\mathbf{x}, \mathbf{u}) \sim p_{\Gamma}(\mathbf{x}, \mathbf{u})} f(\mathbf{x}, \mathbf{u}) \} \\
& + \lambda \cdot \hat{\mathbb{E}}_{\mathbf{x}, \mathbf{z} \sim p_{\Omega}(\mathbf{x}, p(\mathbf{z}))}^k \|\mathcal{L}g(\mathbf{x}, \mathbf{z}) - \mathbf{b}(\mathbf{x})\|_2^2 - \lambda \cdot \mathbb{E}_{\mathbf{x}, \mathbf{z} \sim p_{\Omega}(\mathbf{x}, p(\mathbf{z}))} \|\mathcal{L}g(\mathbf{x}, \mathbf{z}) - \mathbf{b}(\mathbf{x})\|_2^2 \\
& + \lambda \cdot \mathbb{E}_{\mathbf{x}, \mathbf{z} \sim p_{\Omega}(\mathbf{x}, p(\mathbf{z}))} \|\mathcal{L}g(\mathbf{x}, \mathbf{z}) - \mathbf{b}(\mathbf{x})\|_2^2 \\
\leq & \max_{f \text{ is 1-Lipschitz}} \{ \hat{\mathbb{E}}_{\mathbf{x}, \mathbf{z} \sim p_{\Gamma}(\mathbf{x}, p(\mathbf{z}))}^m f(\mathbf{x}, g(\mathbf{x}, \mathbf{z})) - \mathbb{E}_{\mathbf{x}, \mathbf{z} \sim p_{\Gamma}(\mathbf{x}, p(\mathbf{z}))} f(\mathbf{x}, g(\mathbf{x}, \mathbf{z})) \} \\
& + \max_{f \text{ is 1-Lipschitz}} \{ \hat{\mathbb{E}}_{(\mathbf{x}, \mathbf{u}) \sim p_{\Gamma}(\mathbf{x}, \mathbf{u})}^n f(\mathbf{x}, \mathbf{u}) - \mathbb{E}_{(\mathbf{x}, \mathbf{u}) \sim p_{\Gamma}(\mathbf{x}, \mathbf{u})} f(\mathbf{x}, \mathbf{u}) \} \\
& + \lambda \cdot \hat{\mathbb{E}}_{\mathbf{x}, \mathbf{z} \sim p_{\Omega}(\mathbf{x}, p(\mathbf{z}))}^k \|\mathcal{L}g(\mathbf{x}, \mathbf{z}) - \mathbf{b}(\mathbf{x})\|_2^2 - \lambda \cdot \mathbb{E}_{\mathbf{x}, \mathbf{z} \sim p_{\Omega}(\mathbf{x}, p(\mathbf{z}))} \|\mathcal{L}g(\mathbf{x}, \mathbf{z}) - \mathbf{b}(\mathbf{x})\|_2^2 \\
& + \max_{f \text{ is 1-Lipschitz}} \{ \mathbb{E}_{\mathbf{x}, \mathbf{z} \sim p_{\Gamma}(\mathbf{x}, p(\mathbf{z}))} f(\mathbf{x}, g(\mathbf{x}, \mathbf{z})) - \mathbb{E}_{(\mathbf{x}, \mathbf{u}) \sim p_{\Gamma}(\mathbf{x}, \mathbf{u})} f(\mathbf{x}, \mathbf{u}) \} \\
& + \lambda \cdot \mathbb{E}_{\mathbf{x}, \mathbf{z} \sim p_{\Omega}(\mathbf{x}, p(\mathbf{z}))} \|\mathcal{L}g(\mathbf{x}, \mathbf{z}) - \mathbf{b}(\mathbf{x})\|_2^2,
\end{aligned}$$

for all $g \in \mathcal{G}$. Therefore,

$$I_5 \leq I_2 + I_3 + I_4 + \min_{g \in \mathcal{G}} \{ \mathbf{Wass}_1(p_g(\mathbf{x}, \mathbf{u}), p_{\Gamma}(\mathbf{x}, \mathbf{u})) + \lambda \cdot \mathbb{E}_{\mathbf{x}, \mathbf{z} \sim p_{\Omega}(\mathbf{x}, p(\mathbf{z}))} \|\mathcal{L}g(\mathbf{x}, \mathbf{z}) - \mathbf{b}(\mathbf{x})\|_2^2 \}.$$

By Lemma 2, 3 and 4, substituting I_2 , I_3 and I_4 by the corresponding inequalities concludes (24) and (25). \square

Remark. *The last term of the right hand side of (24) and (25):*

$$\min_{g \in \mathcal{G}} \{ \mathbf{Wass}_1(p_g(\mathbf{x}, \mathbf{u}), p_{\Gamma}(\mathbf{x}, \mathbf{u})) + \lambda \cdot \mathbb{E}_{\mathbf{x}, \mathbf{z} \sim p_{\Omega}(\mathbf{x}, p(\mathbf{z}))} \|\mathcal{L}g(\mathbf{x}, \mathbf{z}) - \mathbf{b}(\mathbf{x})\|_2^2 \}$$

is called the approximation error in machine learning, representing the minimal error among all generators in the predefined class. There is still open question whether the approximation error of large scale (deep and wide) generators is small. Recently, Ryck et al. [17] proved that shallow (only 1-hidden layer) but wide tanh neural networks can approximate Sobolev regular and analytic functions. His results reveal that wider neural networks have larger capacity. As we can see that in our previous analysis, the depth of the generator does not have effects on the range of generated data. More strikingly, shallow feed-forward neural networks with tanh or ReLU^q activation functions are not subsets of deeper neural networks, which implies that we cannot intuitively conclude larger capacity of deeper tanh (and ReLU^q) neural networks. Therefore, we have no reasons to assume that the approximation error decays with the use of deeper neural networks.

3.2 Generalization Error

By combining the above results, we establish the generalization and convergence property of our WGAN-PINNs.

Theorem 2 (Generalization of WGAN-PINNs). *Suppose that Assumption 1, 2 and 4 hold for our problem and \tilde{g} is the optimal solution of empirical loss (13), then with probability of at least $1 - m^{-1/4(d+r)} - n^{-1/2(d+r)} - 2 \cdot k^{-1}$ (over the choice of training data), the exact loss converges to the*

approximation error, i.e.,

$$\begin{aligned}
& \mathbf{Wass}_1(p_{\tilde{g}}(\mathbf{x}, \mathbf{u}), p_{\Gamma}(\mathbf{x}, \mathbf{u})) + \lambda \cdot \mathbb{E}_{\mathbf{x}, \mathbf{z} \sim p_{\Omega}(\mathbf{x}), p(\mathbf{z})} \|\mathcal{L}\tilde{g}(\mathbf{x}, \mathbf{z}) - \mathbf{b}(\mathbf{x})\|_2^2 \\
\leq & C_1 \cdot (2^{-D_f/(2C(d+r)^2)} \vee W_f^{-1/2(d+r)^2}) + C_2 \cdot ((W_g + 1) \cdot M) \cdot \begin{cases} m^{-3/8} \log m, & d+r=2 \\ m^{-3/4(d+r)}, & d+r \geq 3 \end{cases} \\
& + C_3 \cdot \begin{cases} n^{-1/4} \log n, & d+r=2 \\ n^{-1/2(d+r)}, & d+r \geq 3 \end{cases} + \lambda \cdot C_4 \cdot (W_g \cdot M)^{\tilde{C}D_g} \cdot \sqrt{\frac{2 \log k}{k}} \\
& + \min_{g \in \mathcal{G}} \{ \mathbf{Wass}_1(p_g(\mathbf{x}, \mathbf{u}), p_{\Gamma}(\mathbf{x}, \mathbf{u})) + \lambda \cdot \mathbb{E}_{\mathbf{x}, \mathbf{z} \sim p_{\Omega}(\mathbf{x}), p(\mathbf{z})} \|\mathcal{L}g(\mathbf{x}, \mathbf{z}) - \mathbf{b}(\mathbf{x})\|_2^2 \}.
\end{aligned} \tag{26}$$

If we further assume that Assumption 3 and 5 hold for our problem, then with probability of at least $1 - m^{-1/4(d+r)} - n^{-1/2(d+r)} - 2 \cdot k^{-1}$ (over the choice of training data), the exact loss converges to the approximation error, i.e.,

$$\begin{aligned}
& \mathbf{Wass}_1(p_{\tilde{g}}(\mathbf{x}, \mathbf{u}), p_{\Gamma}(\mathbf{x}, \mathbf{u})) + \lambda \cdot \mathbb{E}_{\mathbf{x}, \mathbf{z} \sim p_{\Omega}(\mathbf{x}), p(\mathbf{z})} \|\mathcal{L}\tilde{g}(\mathbf{x}, \mathbf{z}) - \mathbf{b}(\mathbf{x})\|_2^2 \\
\leq & C_1 \cdot (2^{-D_f/(2C(d+r)^2)} \vee W_f^{-1/2(d+r)^2}) + C_2 \cdot \begin{cases} m^{-1/8} \log m, & d+r=2 \\ m^{-1/4(d+r)}, & d+r \geq 3 \end{cases} \\
& + C_3 \cdot \begin{cases} n^{-1/4} \log n, & d+r=2 \\ n^{-1/2(d+r)}, & d+r \geq 3 \end{cases} + \lambda \cdot \sqrt{2 \log k} \cdot k^{-1/4} \\
& + \min_{g \in \mathcal{G}} \{ \mathbf{Wass}_1(p_g(\mathbf{x}, \mathbf{u}), p_{\Gamma}(\mathbf{x}, \mathbf{u})) + \lambda \cdot \mathbb{E}_{\mathbf{x}, \mathbf{z} \sim p_{\Omega}(\mathbf{x}), p(\mathbf{z})} \|\mathcal{L}g(\mathbf{x}, \mathbf{z}) - \mathbf{b}(\mathbf{x})\|_2^2 \}.
\end{aligned} \tag{27}$$

where constants C_1 , C_2 and C_3 are independent of the model architecture and m , n as well as k ; the universal constant C is independent of the model architecture, numbers of training data as well as the dimension $d+r$; constant C_4 depends on the differential operator \mathcal{L} and M_b while constant \tilde{C} depends on the differential operator \mathcal{L} .

Remark. The above theorem demonstrates that the exact loss (generalization error) of our obtained model from (13) converges to the approximation error with a high probability when sufficient training data and strong (wide and deep) discriminators are employed, i.e.,

$$\begin{aligned}
& \lim_{(m,n,k) \rightarrow \infty} \lim_{(D_f, W_f) \rightarrow \infty} \mathbf{Wass}_1(p_{\tilde{g}}(\mathbf{x}, \mathbf{u}), p_{\Gamma}(\mathbf{x}, \mathbf{u})) + \lambda \cdot \mathbb{E}_{\mathbf{x}, \mathbf{z} \sim p_{\Omega}(\mathbf{x}), p(\mathbf{z})} \|\mathcal{L}\tilde{g}(\mathbf{x}, \mathbf{z}) - \mathbf{b}(\mathbf{x})\|_2^2 \\
= & \min_{g \in \mathcal{G}} \{ \mathbf{Wass}_1(p_g(\mathbf{x}, \mathbf{u}), p_{\Gamma}(\mathbf{x}, \mathbf{u})) + \lambda \cdot \mathbb{E}_{\mathbf{x}, \mathbf{z} \sim p_{\Omega}(\mathbf{x}), p(\mathbf{z})} \|\mathcal{L}g(\mathbf{x}, \mathbf{z}) - \mathbf{b}(\mathbf{x})\|_2^2 \}.
\end{aligned}$$

According to Assumption 1 and 2, for stronger discriminators, we observe that the value of I_1 is small, and generators with larger capacities (i.e., larger W_g and M) can be adopted to have a lower approximation error.

4 Experimental Results

Our theoretical analysis in the last section conveys that with sufficient training data and discriminators of large capacity, the exact loss will converge to the approximation error (the minimal error). In this section, numerical experiments are conducted on different PDEs examples to verify our theories and show the effectiveness of our WGAN-PINNs model in solving PDEs with uncertain boundary conditions. Related codes and data of four examples below are available at the website¹.

¹https://github.com/yihang-gao/WGAN_PINNs.

Firstly, we discuss the setting of our experimental results. We set the number m of samples on random input to generator is equal to the number n of samples on boundary data. Here our observations are $\{(\bar{\mathbf{x}}_i, \mathbf{z}_i)\}_{i=1}^m$, $\{(\bar{\mathbf{x}}_i, \mathbf{u}_i)\}_{i=1}^m$ on the boundary and $\{(\mathbf{x}_j, \mathbf{b}_j)\}_{j=1}^k$ in the interior domain. Therefore, the empirical loss becomes

$$\widehat{\text{Loss}} = \min_{g_\theta \in \mathcal{G}} \max_{f_\alpha \in \mathcal{F}} \frac{1}{m} \sum_{i=1}^m f_\alpha(\bar{\mathbf{x}}_i, g_\theta(\bar{\mathbf{x}}_i, \mathbf{z}_i)) - \frac{1}{m} \sum_{i=1}^m f_\alpha(\bar{\mathbf{x}}_i, \mathbf{u}_i) + \lambda \cdot \frac{1}{k} \sum_{j=1}^k \|\mathcal{L}g_\theta(\mathbf{x}_j, \mathbf{z}_j) - \mathbf{b}_j\|_2^2 \quad (28)$$

The following numerical method is used to solve min-max problem. We optimize two neural networks (generators and discriminators) in an alternating manner, i.e.,

$$\begin{aligned} & \max_{f_\alpha \in \mathcal{F}} \frac{1}{m} \sum_{i=1}^m f_\alpha(\bar{\mathbf{x}}_i, g_\theta(\bar{\mathbf{x}}_i, \mathbf{z}_i)) - \frac{1}{m} \sum_{i=1}^m f_\alpha(\bar{\mathbf{x}}_i, \mathbf{u}_i) \\ & \min_{g_\theta \in \mathcal{G}} \frac{1}{m} \sum_{i=1}^m f_\alpha(\bar{\mathbf{x}}_i, g_\theta(\bar{\mathbf{x}}_i, \mathbf{z}_i)) + \lambda \cdot \frac{1}{k} \sum_{j=1}^k \|\mathcal{L}g_\theta(\mathbf{x}_j, \mathbf{z}_j) - \mathbf{b}_j\|_2^2 \end{aligned}$$

In our numerical method, we merely update the parameters several times alternately in each iteration. The overall computational cost of training can be reduced. Such strategy is adopted in [3, 19] for adversarial learning.

The estimated Wasserstein distances between the target distributions and the generated distributions are computed by POT package [18] on 10,000 samples while the residuals are estimated on 10,000 samples. For each experiment, we repeat ten times and calculate the averaged value to represent the corresponding expectation. To show the performance of our WGAN-PINNs model, we calculate the empirical mean value of $\tilde{g}(\mathbf{x}, \mathbf{z})$ (i.e. $\mu(\mathbf{x}) = \frac{1}{N} \sum_{i=1}^N \tilde{g}(\mathbf{x}, \mathbf{z}_i)$) to estimate the solution $\mathbf{u}(\mathbf{x})$ without uncertainly. Relative L_2 error \mathcal{E} in (29) is utilized to measure the error between the empirical mean value $\mu(\mathbf{x})$ and the solution $\mathbf{u}(\mathbf{x})$ without uncertainly:

$$\mathcal{E} = \frac{\sqrt{\sum_{i=1}^N \|\mu(\mathbf{x}_i) - \mathbf{u}(\mathbf{x}_i)\|_2^2}}{\sqrt{\sum_{i=1}^N \|\mathbf{u}(\mathbf{x}_i)\|_2^2}} \quad (29)$$

Features of our interest are the number of training data (denoted as m , n and k consistent with those in theoretical analysis), as well as width (W_g and W_f , respectively) and depth (D_g and D_f , respectively) of both the generator and the discriminator. A relaxed (proximal) constraints on parameters of discriminators are adopted [1, 50]. Similarly, we use the Bjorck orthonormalization method to constrain parameters to be unit in $\|\cdot\|_2$ norm. For more details of Bjorck orthonormalization applied in Wasserstein GANs, please refer to [1, 12]. To improve the convergence and stability of both the generator and the discriminator, they are trained by Adam [29] with default hyperparameters (listed in Table 1) for each experiments.

4.1 A Pedagogical Example

In the first example, we test our model on a non-linear 1-D ordinary differential equation to both verify our theory and show its effectiveness in solving uncertain differential equation problems. The ODE is

$$u_{xx} - u^2 u_x = f(x), \quad x \in [-1, 1] \quad (30)$$

Operation	Features
Generator Discriminator	the architecture is changing in each experiments
Bjorck iteration steps	5
Bjorck order	2
Optimizer	Adam: $\beta_1 = 0.9, \beta_2 = 0.99$
Learning rate (for both the generator and the discriminator)	$1 \times e^{-4}$

Table 1: Hyperparameters.

with random boundary conditions $u(-1) \sim \mathcal{N}(0, \sigma_1^2)$ and $u(1) \sim \mathcal{N}(0, \sigma_2^2)$. Here the right hand side function is equal to $f(x) = -\pi^2 \sin(\pi x) - \pi \cos(\pi x) \sin^2(\pi x)$. For deterministic problem, there is no uncertainty (i.e., $\sigma_1 = \sigma_2 = 0$) and then the solution is $u(x) = \sin(\pi x)$.

$\sigma \backslash \lambda$	10		50		100		500		1000	
	\mathcal{E}	Loss	\mathcal{E}	Loss	\mathcal{E}	Loss	\mathcal{E}	Loss	\mathcal{E}	Loss
0	2.97e-03	2.64e-03	1.76e-03	4.28e-03	1.02e-03	6.50e-03	2.13e-03	2.18e-02	1.88e-03	3.32e-2
0.05	4.79e-02	4.88e-02	2.87e-02	2.81e-02	1.89e-02	2.01e-02	2.09e-02	4.09e-02	2.19e-02	5.52e-02
0.1	9.47e-02	8.15e-02	3.80e-02	3.52e-02	3.13e-02	3.14e-02	2.87e-02	6.32e-02	3.33e-02	7.63e-02
0.2	2.14e-01	2.03e-01	7.10e-02	6.12e-02	6.48e-02	6.15e-02	6.28e-02	1.42e-01	6.98e-02	1.68e-01

Table 2: The effect of parameter λ and noise level σ with $(D_g, W_g) = (D_f, W_f) = (3, 50)$ and $m = n = 40, k = 100$.

$\sigma \backslash \lambda$	1	10	50	100	500
	\mathcal{E}	\mathcal{E}	\mathcal{E}	\mathcal{E}	\mathcal{E}
0	6.17e-03	2.63e-03	1.24e-03	1.70e-03	1.52e-03
0.05	5.01e-02	5.67e-02	3.76e-02	6.45e-02	5.56e-02
0.1	7.31e-02	1.21e-01	8.13e-02	7.35e-02	9.67e-02
0.2	2.15e-01	1.89e-01	2.77e-01	1.31e-01	1.58e-01

Table 3: The effect of parameter λ and noise level σ with $(D_g, W_g) = (D_f, W_f) = (3, 50)$ and $m = n = 40, k = 100$.

To show the effect of parameter λ and noise levels σ_1 and σ_2 in the model, we fix the model architecture and the training data and test the performance of the proposed WGAN-PINNs algorithm. Here both the generator and the discriminator are neural networks of 3 hidden layers with 50 neurons in each layer. Without any priors and preferences, distributions of \mathbf{x} on the boundary Γ and in the interior domain Ω are uniform. For two boundary conditions $u(-1)$ and $u(1)$, noise levels $\sigma_1 = \sigma_2$ are set to be from 0 to 0.2 and we sample 20 data points for each (i.e., $n = 40$). Also the number m of samples on such random input to generator is equal to n , i.e., $m = 40$. The number k of samples on interior data is set to be 100. A two dimensional standard normal prior for \mathbf{z} is adopted, namely $\mathbf{z} \sim \mathcal{N}(\mathbf{0}, \mathbf{I}_2)$.

Numerical results related to the loss and the relative error are listed in Tables 2 and 3. Larger noise level introduces more uncertainty in the system, leading to more difficulties in training. Table 2 reveals the role of PINNs as a regularization term that it accelerates the convergence and improves stability of WGANs. An intuitive explanation is that PINNs term narrows the function space and enforces generators to approximate the implicit solution. We see from Tables 2 and 3 that the relative error by WGAN-PINNs is smaller than that by GAN-PINNs. Visualized results of our generated solution with different noise levels when $\lambda = 100$ are shown in Figure 1. Statistical comparisons

between $p_{\hat{g}}(\mathbf{x}, \mathbf{u})$ and $p_{\Gamma}(\mathbf{x}, \mathbf{u})$ at $\mathbf{x} = -1, 0, 1$ shown in Figure 2 further demonstrate the effectiveness of WGAN-PINNs. In particular, the means $\hat{\mu}$ and the standard derivations $\hat{\sigma}$ of the generated distributions at the two boundary points are close to those $\mu = 0$ and σ_1 (or σ_2) given by normal distributions. The mean and the standard derivation of the generated distributions at $\mathbf{x} = 0$ are close to those $(\mu_{est}, \sigma_{est})$ by simulated partial differential equation solution data. Note that the exact distribution of partial differential equation solution is unknown.

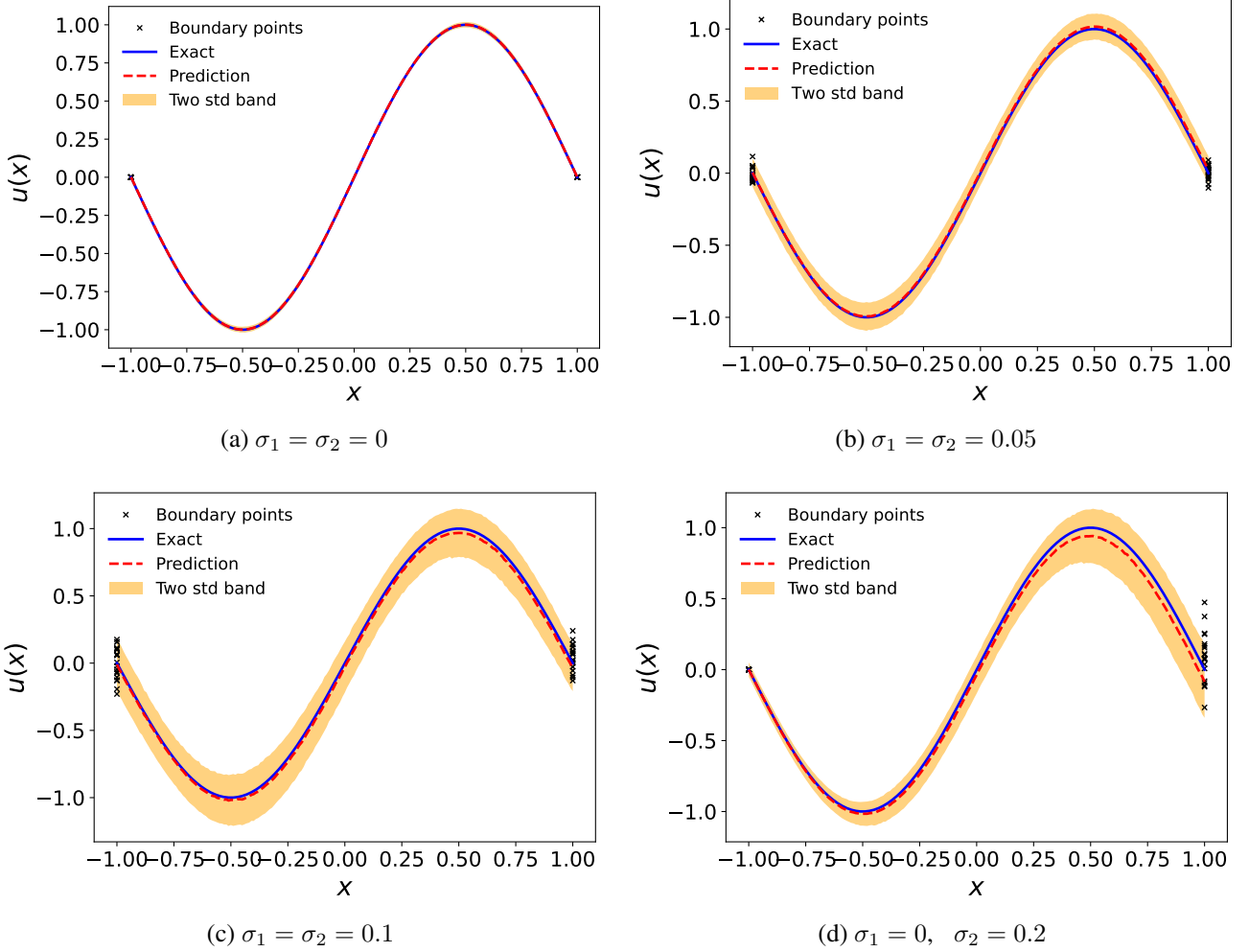


Figure 1: The mean, the lower bound and upper bound of PDE solutions $p_{\hat{g}}(u)$ given x . (a) Loss = 6.50×10^{-3} , $\mathcal{E} = 1.02 \times 10^{-3}$; (b) Loss = 2.01×10^{-2} , $\mathcal{E} = 1.89 \times 10^{-2}$; (c) Loss = 3.14×10^{-2} , $\mathcal{E} = 3.13 \times 10^{-2}$; (d) Loss = 6.87×10^{-2} , $\mathcal{E} = 5.98 \times 10^{-2}$. Here exact PDE solution (the blue line) refers to PDE solution without uncertainty.

On the other hand, numerical results are compatible with our theoretical analysis, at least in trend. The noise levels are set to be $\sigma_1 = \sigma_2 = 0.05$. Figure 3 shows that more training data contributes to better convergence. Trained on $m = n = 40$ boundary data and $k = 100$ interior data, the generator are able to be of low loss. It suggests that our model improves with increasing numbers of training data. By comparing with WGAN-PINNs (Figure 3) and GAN-PINNs (Figure 4), we see that the relative error by WGAN-PINNs is lower than that by GAN-PINNs.

In Figure 5, we investigate the effects of width and depth of the discriminator with fixed $m =$

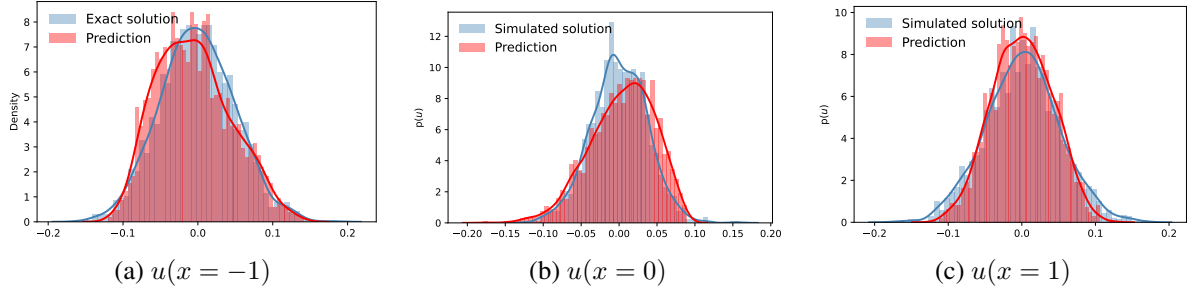


Figure 2: The histograms of the generated solution by WGAN-PINNs and the simulated numerical solution at $x = -1$, $x = 0$ and $x = 1$ for $\sigma_1 = \sigma_2 = 0.05$. The predicted mean and standard deviation are $(\hat{\mu}, \hat{\sigma})$, the exact mean and standard deviation are (μ, σ) , and the simulated mean and standard deviation are $(\mu_{est}, \sigma_{est})$. (a) $(\hat{\mu}, \hat{\sigma}) = (-0.006, 0.050)$, $(\mu, \sigma) = (0, 0.05)$; (b) $(\hat{\mu}, \hat{\sigma}) = (-0.014, 0.045)$, $(\mu_{est}, \sigma_{est}) = (0.000, 0.037)$; (c) $(\hat{\mu}, \hat{\sigma}) = (-0.016, 0.049)$, $(\mu, \sigma) = (0, 0.05)$.

$n = 40$ data on the boundary and $k = 100$ data in the interior domain. We observe that wider discriminators which have larger capacities lead to loss decreasing, consistent with the error bound for I_1 . A mild rise of the loss in Figure 5c when $D_f > 4$ which may result from the optimization, does not contradict to our theory. To further validate the effectiveness of the derived error bound in theorem 2, we plot figures with relationships between Loss and m (n), k , W_f as well as D_f in log scale, as are shown in Figure 3e, 3f, 5e and 5f. We found that $\log \text{Loss} \sim -0.33(\log m \vee \log n)$, $\log \text{Loss} \sim -0.50 \log k$, $\log \text{Loss} \sim -0.31 \log W_f$ and $\log \text{Loss} \sim -0.15 D_f$, consistent with our theorem that Loss decays polynomially with m , n , k and W_f but exponentially with D_f . The error bound is tight w.r.t. m , n and k but is relatively loose w.r.t. W_f and D_f . This is within our expectation because the error bound (26) and (27) are applicable to all target distributions with finite 3-moment and the ODE (30) with Gaussian random boundary conditions is simple which does not require complicated discriminators.

After all, our results are somewhat ideal that \tilde{g} is the optimal solution of (13), however, it's hard to achieve numerically. Deep neural networks are confronted with many challenges during training especially with adversarial networks. Another potential reason may lie in the proximal constraints of parameters of discriminators. Figure 6 displays the effects of width and depth of the generator in case of a strong and a weak discriminator. When the width of the generator increases, the loss first decreases, and then goes up again. Two reasons account for the phenomenon. Firstly, too wide generators may violate Assumption 1, 3 and 5 that the generator cannot be controlled by the discriminator and PINNs regularization term. It is interesting to note that the generator trained with a strong discriminator are more stable with respect to the range of loss in Figure 6a compared with that of with a weak discriminator. Little information is obtained from Figure 6c. Deeper *tanh* neural networks do not have larger capacities theoretically based on a fact that shallow networks are not included in the set of deeper networks but may have better empirical performances sometimes. Although relative errors are not directly reflected by the loss, we observe that their movements are very similar because $\lambda = 100$ is selected based on the results in Table 2. We are more confident with WGAN-PINNs based on the above analysis.

To further emphasize the performance of WGANs than traditional GANs, we do the same numerical experiments on our models with replacement of WGANs by GANs (the model is denoted by GAN-PINNs), although a lot of existing works have shown and explained the better performances of WGANs than GANs. In other words, we let \mathbf{D} in (10) to be KL (or JS) divergence and adopt

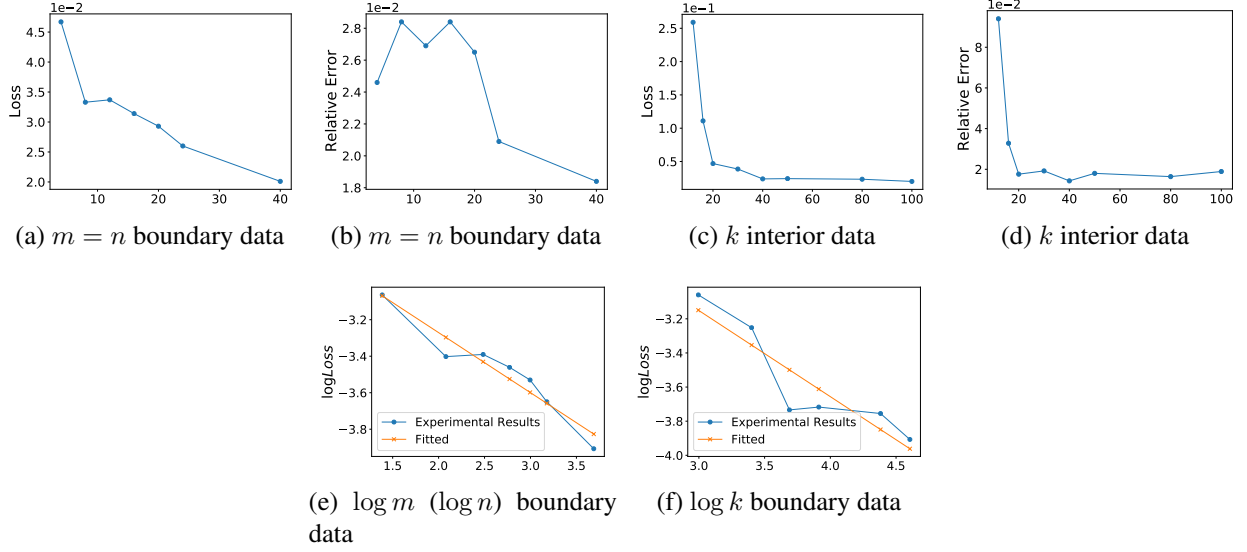


Figure 3: (a) The loss and (b) the relative error of the obtained model \tilde{g} by WGAN-PINNs with different numbers of training data on the boundary using $k = 100$ interior data; (c) the loss and (d) the relative error of the obtained model \tilde{g} with different numbers of training data in the interior domain using $m = n = 40$ boundary data; (e) and (f) the loss of the obtained model \tilde{g} by WGAN-PINNs with different numbers of training data on the boundary and in the interior domain in log scale where $\log \text{Loss} \sim -0.33 \log m$ and $\log \text{Loss} \sim -0.50 \log k$. Generators and discriminators are of $(D_g, W_g) = (3, 50)$ and $(D_f, W_f) = (3, 50)$ respectively.

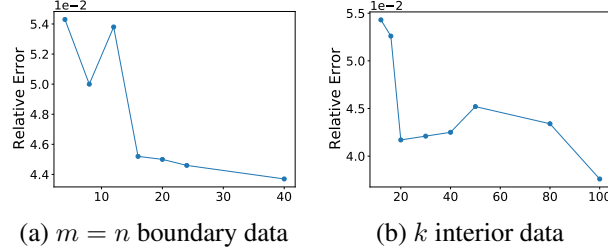


Figure 4: The relative error of the obtained model \tilde{g} by GAN-PINNs with respect to (a) different numbers of training data on the boundary using $k = 100$ interior data; (b) different numbers of training data in the interior domain using $m = n = 40$ boundary data. Generators and discriminators are of $(D_g, W_g) = (3, 50)$ and $(D_f, W_f) = (3, 50)$ respectively.

deep ReLU feed-forward neural networks (with a *softmax* activation function at the last layer) as discriminators. Table 3 lists relative errors of our predictions by GAN-PINNs with different noise levels and regularization parameter λ . our WGAN-PINNs performs much better than GAN-PINNs in the sense of relative errors. $\lambda = 50$ is adopted in our later experiments for GAN-PINNs. More experimental details about the relationship between the numbers of training data, the model architecture as well as the relative errors are displayed in Figure 4 and 7. Although KL (or JS) divergence does not hold the generalization properties w.r.t. finite number of training data, in practice, more training data leads to lower relative errors. Discriminators still play important roles in GANs training. Deeper and wider ReLU neural networks, which have better approximation capabilities, help

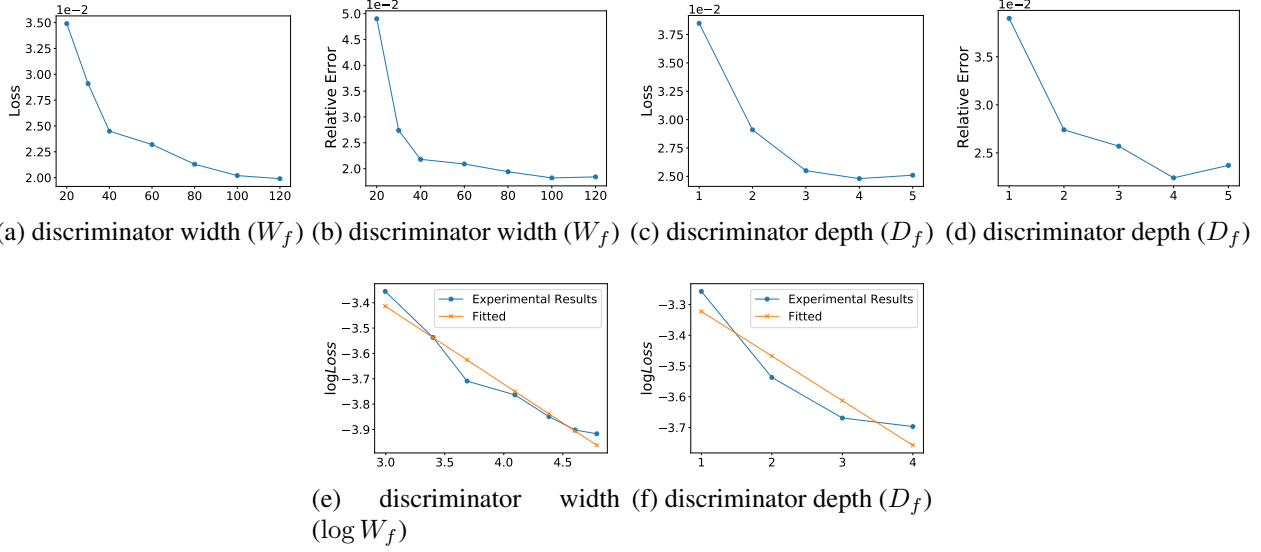


Figure 5: The loss and the relative error of the obtained model \tilde{g} by WGAN-PINNs with respect to (a), (b): W_f using discriminators of $D_f = 2$; (c), (d): D_f using discriminators of $W_f = 30$; (e), (f): log scale of (a) and (b) with $\log \text{Loss} \sim -0.31 \log W_f$ and $\log \text{Loss} \sim -0.15 D_f$. For both two cases, $m = n = 40$, $k = 100$, and generators are of $(D_g, W_g) = (2, 50)$.

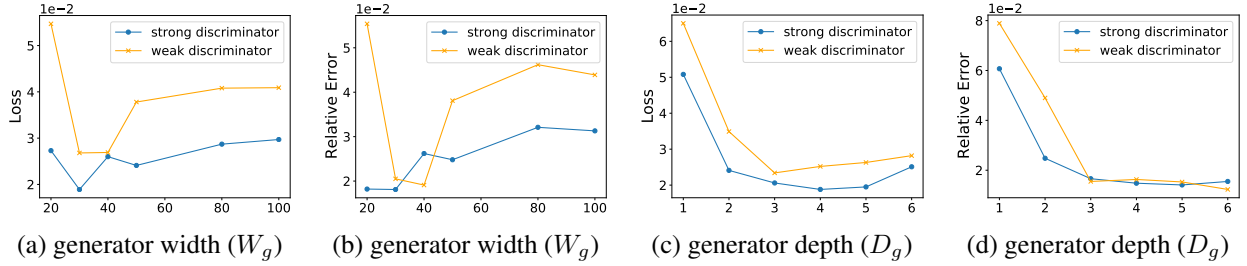


Figure 6: The loss and the relative error of the obtained model \tilde{g} by WGAN-PINNs with respect to (a), (b): W_g using generators of $D_g = 2$; (c), (d): D_g using generators of $W_g = 50$. For both two cases, $m = n = 40$, $k = 100$, strong discriminators $(D_f, W_f) = (2, 50)$ as well as weak discriminators $(D_f, W_f) = (2, 20)$.

the model achieve lower relative error, as are shown in Figure 7a and 7b. In 7c, the relative errors of models with weak discriminators begin to rise up much earlier than that of with strong discriminators with increasing width of generators. Both Figure 6d and 7d show that the depth of generators helps reduce the approximation error in this example. There are two significant differences between WGAN-PINNs and GAN-PINNs. Firstly, WGAN-PINNs achieves much lower relative errors than GAN-PINNs. Secondly, WGAN-PINNs is more stable than GAN-PINNs in training. I believe the most reason for the worse performance of GAN-PINNs is the non-generalization property of KL divergence.

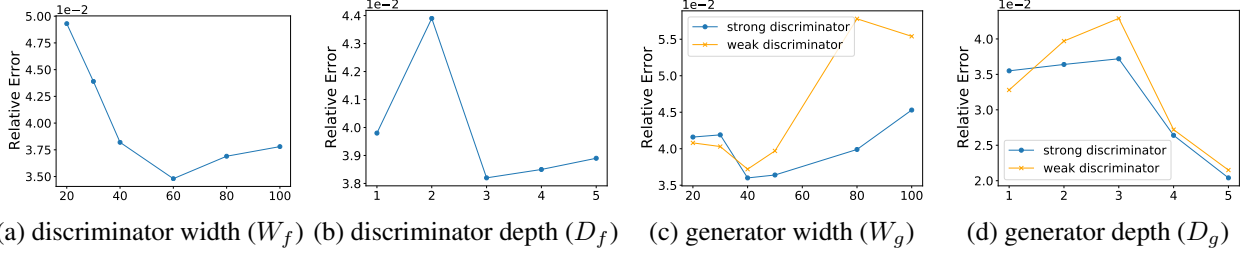


Figure 7: The relative error of the obtained model \tilde{g} by GAN-PINNs with respect to (a): W_f using discriminators of $D_f = 2$; (b): D_f using discriminators of $W_f = 30$; For both two cases, $m = n = 40$, $k = 100$ and generators are of $(D_g, W_g) = (2, 50)$; (c): W_g using generators of $D_g = 2$; (d): D_g using generators of $W_g = 50$; For both two cases, $m = n = 40$, $k = 100$ and strong discriminators $(D_f, W_f) = (2, 50)$ as well as weak discriminators $(D_f, W_f) = (2, 20)$.

4.2 Heat Equation

To test the performance of WGAN-PINNs, we solve a heat equation (including a temporal and a spatial coordinates). The PDE is as follows:

$$\begin{aligned}
 -u_t + \nu \cdot u_{xx} &= 0, & \text{(P.D.E.),} & \quad (x, t) \in [-1, 1] \times [0, 1] \\
 u(x, t = 0) &= \sin(\pi x), & \text{(I.C.)} & \\
 u(x = -1, t) &= u(x = 1, t) = 0, & \text{(B.C.)} &
 \end{aligned} \tag{31}$$

where the thermal diffusivity is $\nu = \frac{1}{\pi^2}$. The unique solution for the above deterministic problem (without uncertainty) is $u(x, t) = \sin(\pi x) \cdot e^{-t}$. Here, we assume that the initial condition contain uncertainty, i.e.,

$$\begin{aligned}
 u(x, t = 0) &= \sin(\pi x) + \delta_1, & \delta_1 &= \frac{\epsilon_1}{\exp(3|x| - 1)}, & \epsilon_1 &\sim \mathcal{N}(0, \sigma_1), & \text{(I.C.)} \\
 u(x = -1, t) &= u(x = 1, t) = 0, & \text{(B.C.)} &
 \end{aligned} \tag{32}$$

Note that standard derivations are spatial-dependent. We use deep *tanh* feed-forward neural networks (generator) $g(\mathbf{x}, \mathbf{z})$ as a surrogate to the solution $\mathbf{u}(\mathbf{x}, \mathbf{z})$. Our predefined architecture for both generators and discriminators are neural networks with 3 hidden layers and 50 neurons at each layer. The prior for the latent variable is chosen to be a two-dimensional Gaussian distribution, i.e., $\mathbf{z} \sim \mathcal{N}(\mathbf{0}, \mathbf{I}_2)$. For more detailed hyper-parameters, please refer to Table 1.

In the test, we mainly consider the cases of noise-free and noise level $\sigma_1 = 0.05$. For both two cases, we use $m = n = 1600$ boundary data (800 for initial condition plus 400 for each boundary condition) and $k = 500$ interior data to train our probabilistic model. All data points are randomly and uniformly sampled. For the noise-free case, the relative error $\mathcal{E} = 1 \times 10^{-3}$ while $\mathcal{E} = 8 \times 10^{-3}$ for $\sigma_1 = 0.05$. We display the mean solution values as our prediction and the lower and upper bounds of solution values (shown as yellow bars) which are associated with uncertainties captured by our model. Visualized results are summarized in Figure 8 and 9 for comparisons of both mean and standard derivations and histograms between the simulated solution and generated data. Our model is capable to capture the uncertainty of the initial/boundary data, and propagate it to the interior domain following physical laws.

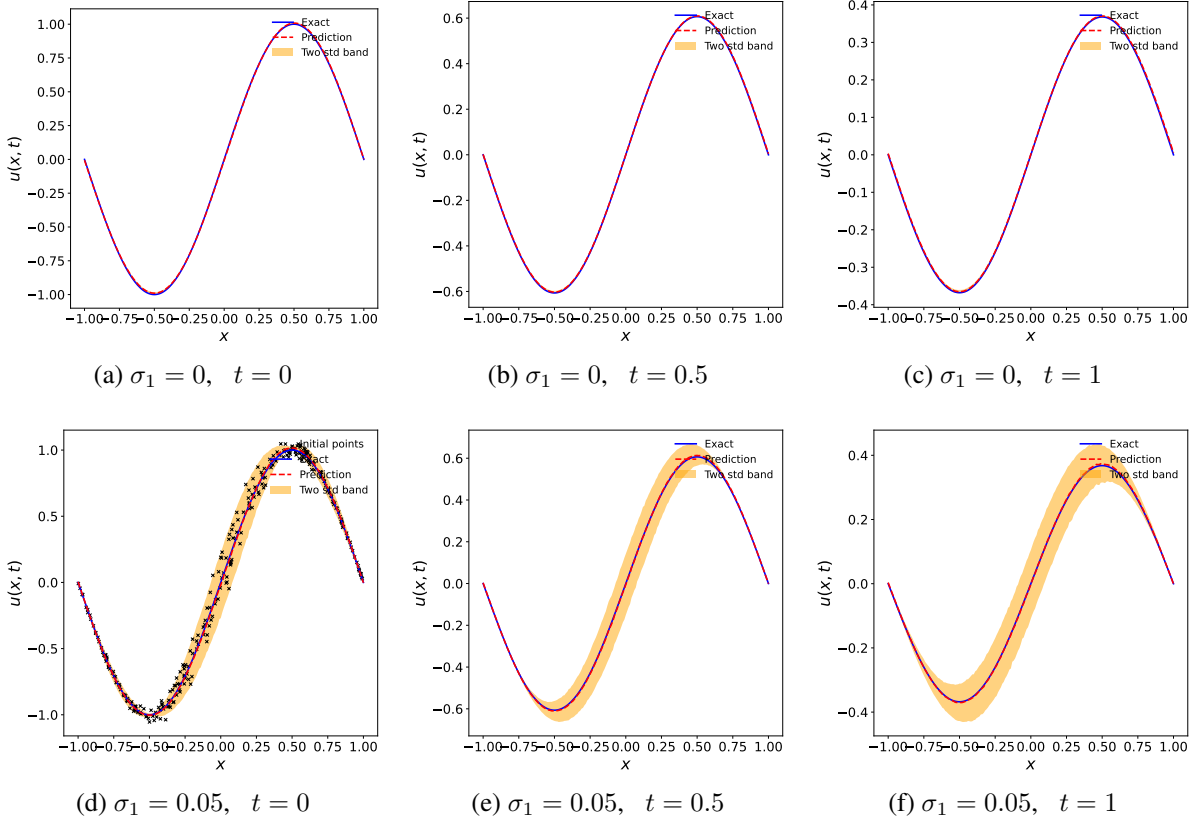


Figure 8: Heat equation: the mean, the lower and the upper bounds of solution values by $p_{\hat{g}}(u)$ given (x, t) .

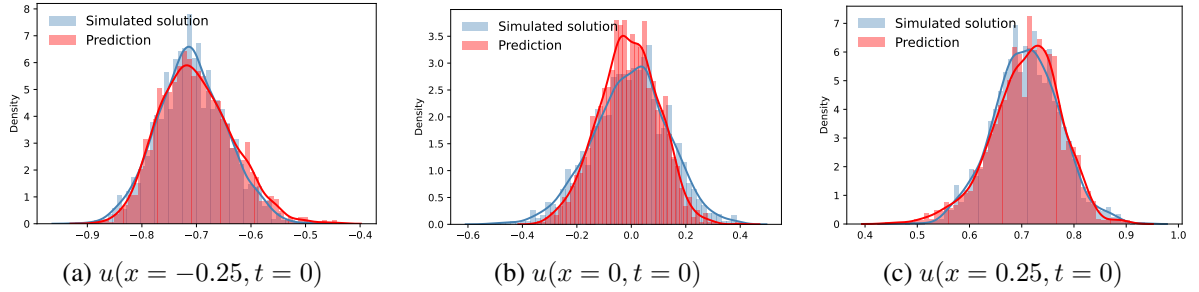


Figure 9: Heat equation: the histograms of the generated data and the simulated solution at $(x = -0.25, t = 0)$, $(x = 0, t = 0)$ and $(x = 0.25, t = 0)$ for $\sigma_1 = 0.05$. The predicted mean and standard deviation are $(\hat{\mu}, \hat{\sigma})$, and the simulated mean and standard deviation are $(\mu_{est}, \sigma_{est})$. (a): $(\hat{\mu}, \hat{\sigma}) = (-0.701, 0.066)$, $(\mu_{est}, \sigma_{est}) = (-0.707, 0.064)$; (b): $(\hat{\mu}, \hat{\sigma}) = (-0.010, 0.109)$, $(\mu_{est}, \sigma_{est}) = (0, 0.136)$; (c): $(\hat{\mu}, \hat{\sigma}) = (0.707, 0.065)$, $(\mu_{est}, \sigma_{est}) = (0.707, 0.064)$.

4.3 Burgers Equation

In this example, we test the effectiveness and robustness of WGAN-PINNs on solving a time-dependent nonlinear Burgers equation (one spatial dimension) which contains a steep solution at

$x = 0$. The Burgers equation is given as follows:

$$\begin{aligned} u_t + uu_x - \nu u_{xx} &= 0, \quad (\text{P.D.E.}), \quad (x, t) \in [-1, 1] \times [0, 1] \\ u(x, t = 0) &= -\sin(\pi x), \quad (\text{I.C.}) \\ u(x = -1, t) &= u(x = 1, t) = 0, \quad (\text{B.C.}) \end{aligned} \quad (33)$$

where the viscosity parameter is chosen as $\nu = \frac{0.01}{\pi}$. The exact solution (without uncertainty) is solved through the Cole-Hopf transformation [24]. Here we adopt a more complicated non-Gaussian and spatially dependent random initial conditions, i.e.,

$$u(x, t = 0) = \sin(\pi(x + \delta_1)) + \delta_1, \quad \delta_1 = \frac{\epsilon_1}{\exp(3|x|)}, \quad \epsilon_1 \sim \mathcal{N}(0, \sigma_1), \quad (\text{I.C.}) \quad (34)$$

In the experiment, we merely display its predictive abilities. The generator and the discriminator are neural networks of $(D_g, W_g) = (4, 50)$ and $(D_f, W_f) = (3, 50)$ respectively. We have 500 samples for each boundary/initial conditions (therefore, $m = n = 1000$ for 500 boundary data and 500 initial data) and 10,000 samples in interior domain for PINNs ($k = 10,000$). We sample uniformly for (x, t) on the boundary and in the domain. We find that the training will fail if we use small interior samples. The number of interior training data k here is much larger than that required in the last two experiments. The steepness property of the exact solution at $x = 0$ results in the phenomenon, consistent with Assumption 5 in section 3. We adopt a two dimensional latent variable $\mathbf{z} \sim \mathcal{N}(\mathbf{0}, \mathbf{I}_2)$ in the generative model.

Figure 10 and 11 show visualized results for our predictions at $t = 0, 0.25, 0.5$ and 0.75 with noise levels $\sigma_1 = 0$ (noise-free) and $\sigma_1 = 0.1$. The prediction lines match the solution without certainty lines well. Yellow bars represent the lower and upper bounds of generated solutions, cover most of the initial random interior data as is shown in Figure 11a. Statistical comparison of the generated data and the simulated solution are displayed in Figure 12. The results further demonstrate that our model is able to capture non-Gaussian and data-dependent noise (uncertainty), which are more common in real applications. The remarkable prediction accuracy indicates the effectiveness and robustness of WGAN-PINNs.

4.4 Nonlinear Allen-Cahn equation

We further investigate the performance of WGAN-PINNs on the following two-dimensional nonlinear Allen-Cahn equation:

$$\begin{aligned} c \cdot ((u_x)^2 + (u_y)^2) + u(u^2 - 1) &= f, \quad (\text{P.D.E.}), \quad (x, y) \in [-1, 1] \times [-1, 1] \\ u(x, y) &= 0, \quad (\text{B.C.}). \end{aligned} \quad (35)$$

where $c = 0.01$ represents the mobility. The Allen-Cahn equation is widely applied for multi-phase flows. Here, the exact solution is set to be $u(x, y) = \sin(\pi x) \cdot \sin(\pi y)$ and the corresponding $f(x, y)$ can be obtained. Similarly, instead of deterministic boundary data, we consider random (noised) boundary conditions, i.e.,

$$\begin{aligned} u(x, y = -1) &\sim \mathcal{N}(0, \sigma_1), \quad (\text{B.C.1}) & u(x, y = 1) &\sim \mathcal{N}(0, \sigma_2), \quad (\text{B.C.2}) \\ u(x = -1, y) &\sim \mathcal{N}(0, \sigma_3), \quad (\text{B.C.3}) & u(x = 1, y) &\sim \mathcal{N}(0, \sigma_4), \quad (\text{B.C.4}) \end{aligned} \quad (36)$$

and we let noise levels $\sigma_1 = \dots = \sigma_4$.

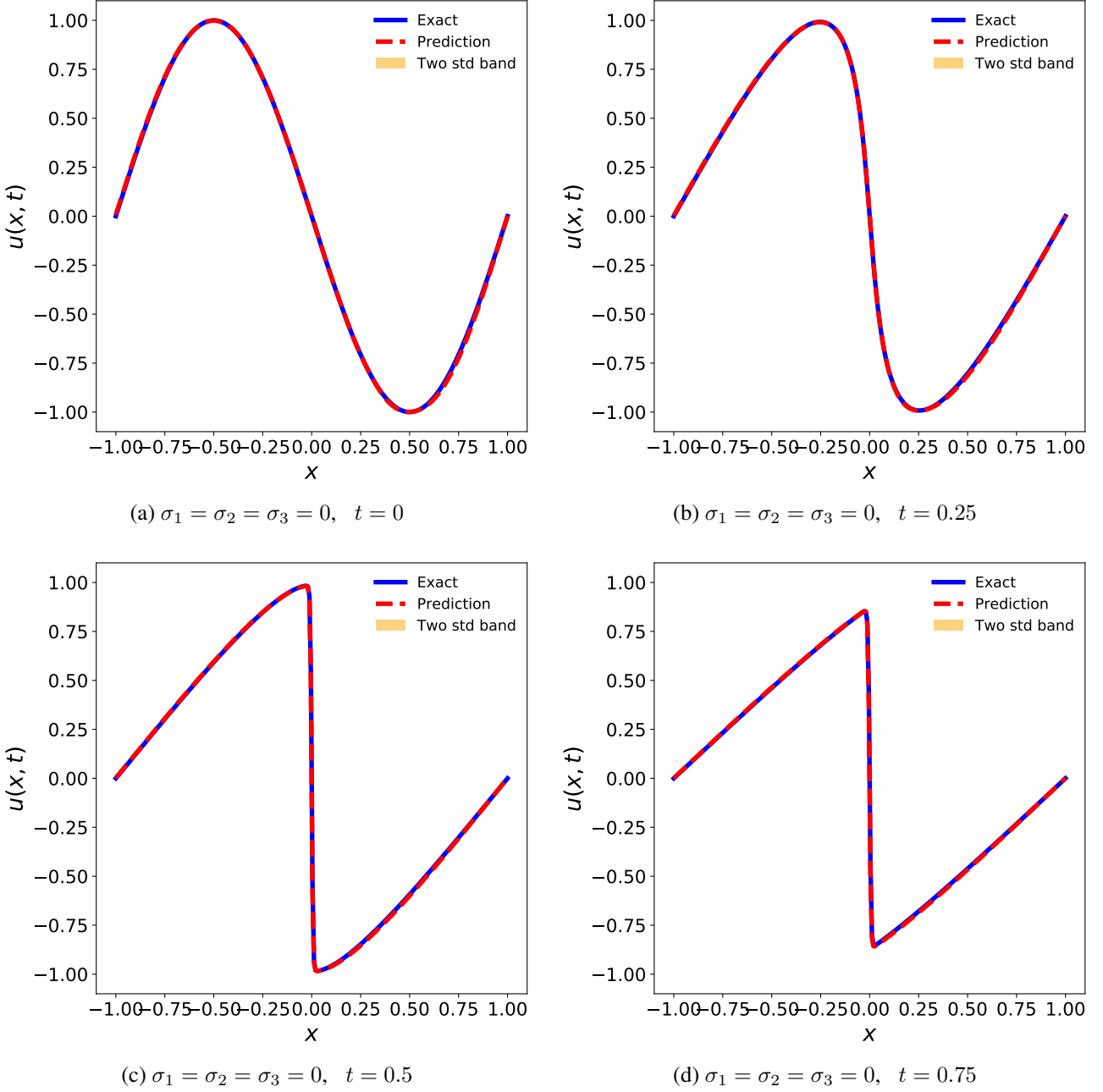
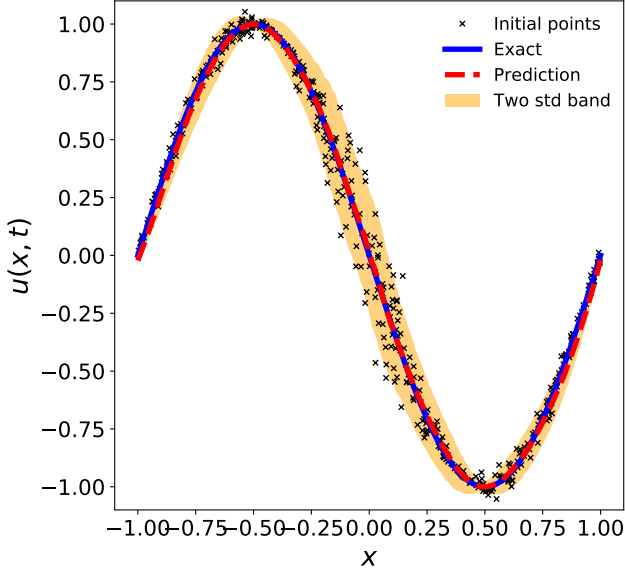
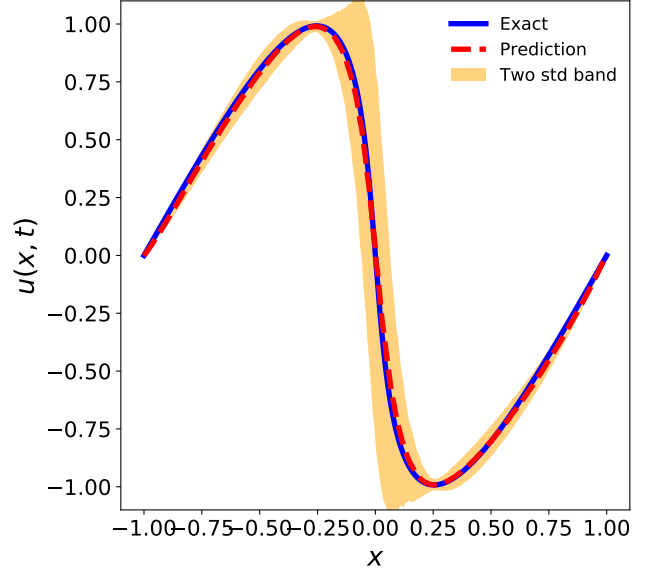


Figure 10: Burgers equation (noise-free): the mean, the lower and upper bounds of $p_{\bar{g}}(u)$ given (x, t) .

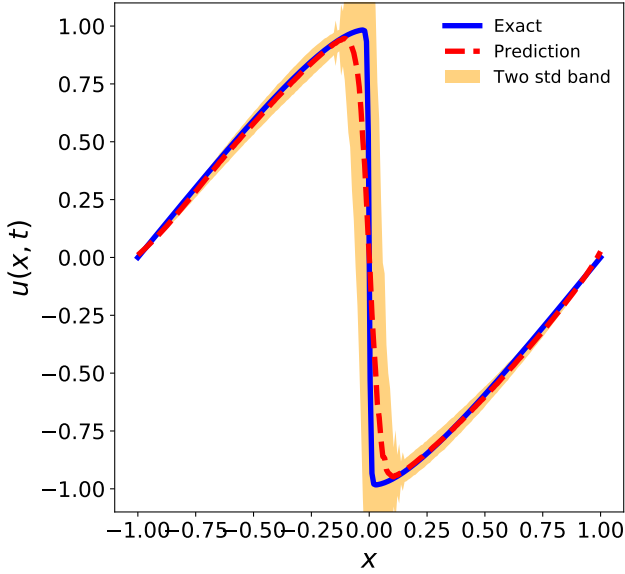
In this example, we adopt relatively shallow and narrow generators and discriminators of $(D_g, W_g) = (2, 30)$ and $(D_f, W_f) = (2, 30)$ respectively for lower computational cost. The latent variable is assumed to be $\mathbf{z} \sim \mathcal{N}(\mathbf{0}, \mathbf{I}_2)$. Given $k = 500$ uniformly distributed interior data and $m = n = 800$ (equally 200 data for each boundary) uniformly distributed boundary data, WGAN-PINNs are able to solve the PDE with reasonable accuracy even with noisy boundary data. We test both the deterministic (noise free) and noisy boundaries cases. WGANs term enforces the generator g to satisfy four boundary conditions while PINNs regularization term narrows down the function space. For deterministic boundary conditions, WGAN-PINNs can achieve $\mathcal{E} = 5 \cdot 10^{-3}$ while $\mathcal{E} = 2.2 \cdot 10^{-2}$



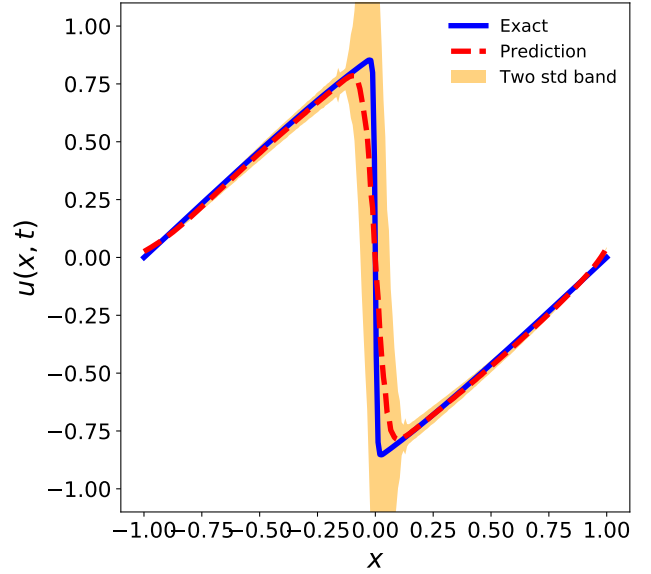
(a) $\sigma_1 = \sigma_2 = \sigma_3 = 0.1, t = 0$



(b) $\sigma_1 = \sigma_2 = \sigma_3 = 0.1, t = 0.25$



(c) $\sigma_1 = \sigma_2 = \sigma_3 = 0.1, t = 0.5$



(d) $\sigma_1 = \sigma_2 = \sigma_3 = 0.1, t = 0.75$

Figure 11: Burgers equation ($\sigma = 0.1$): the mean, the lower and upper bounds of $p_{\bar{g}}(u)$ given (x, t) .

for noisy conditions. Figure 13 displays visualized results. Bright and dark regions represent the peaks and valleys of the solution. Figure 14 shows histograms for both the generated data and the simulated solution. Our predictions coincide well with the solution.

5 Conclusion

We present a class of generative physics-informed neural networks (WGAN-PINNs) that can generate observed uncertainty and propagate with physical laws (partial differential equations). An

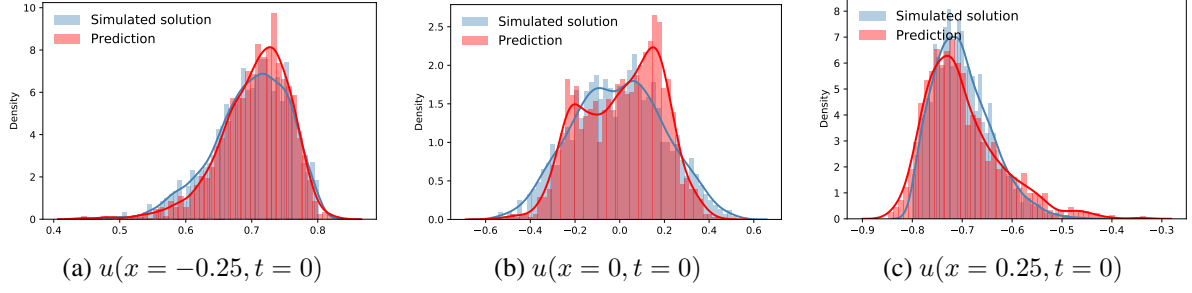
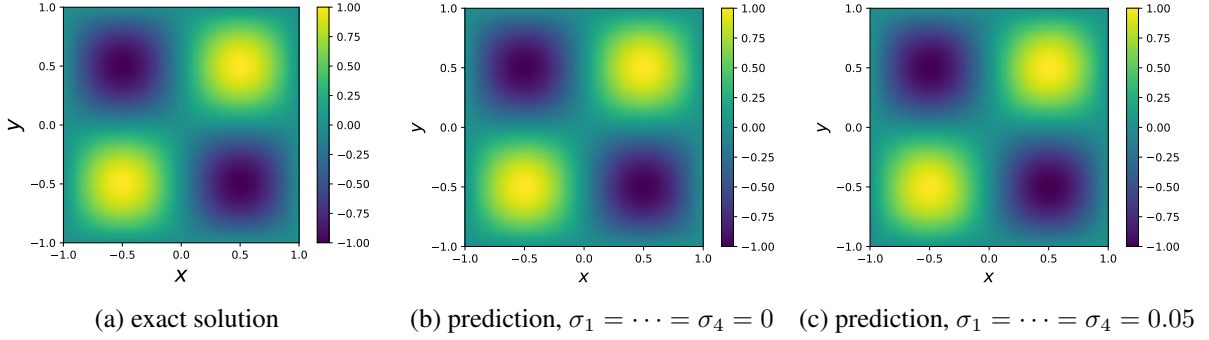


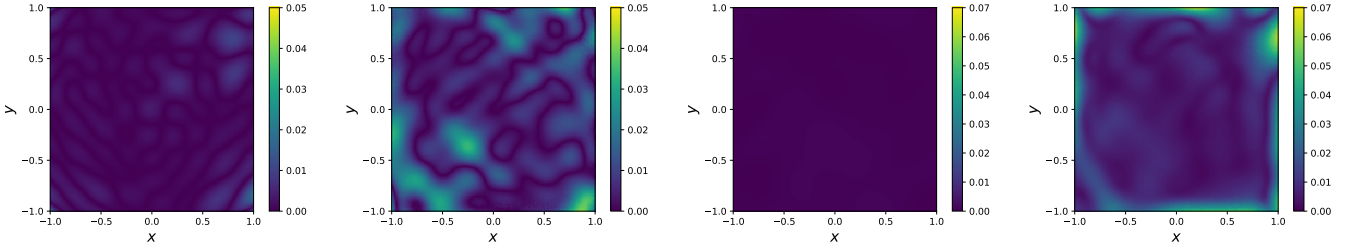
Figure 12: Burgers equation: the histograms of the generated data and the simulated solution at $(x = -0.25, t = 0)$, $(x = 0, t = 0)$ and $(x = 0.25, t = 0)$ for $\sigma_1 = 0.1$. The predicted mean and standard deviation are $(\hat{\mu}, \hat{\sigma})$ and the simulated mean and standard deviation are $(\mu_{est}, \sigma_{est})$. (a) $(\hat{\mu}, \hat{\sigma}) = (0.705, 0.053)$, $(\mu_{est}, \sigma_{est}) = (0.701, 0.056)$; (b) $(\hat{\mu}, \hat{\sigma}) = (0.011, 0.178)$, $(\mu_{est}, \sigma_{est}) = (-0.001, 0.202)$; (c) $(\hat{\mu}, \hat{\sigma}) = (-0.698, 0.077)$, $(\mu_{est}, \sigma_{est}) = (-0.698, 0.058)$.



(a) exact solution

(b) prediction, $\sigma_1 = \dots = \sigma_4 = 0$

(c) prediction, $\sigma_1 = \dots = \sigma_4 = 0.05$



(d) err., $\sigma_1 = \dots = \sigma_4 = 0$

(e) err., $\sigma_1 = \dots = \sigma_4 = 0.05$

(f) std., $\sigma_1 = \dots = \sigma_4 = 0$

(g) std., $\sigma_1 = \dots = \sigma_4 = 0.05$

Figure 13: Two-dimensional Allen-Cahn equation: errors and standard deviations of the obtained generator \tilde{g} at (x, y) .

explicit error bound for the generalization and the convergence of WGAN-PINNs is developed. We show that with sufficient training data and strong (wide and deep) discriminators the (exact) loss of our obtained model converges to the approximation error (the minimal error among all generators in the predefined class). Numerical results verify our theories and demonstrate the extraordinary performance of WGAN-PINNs.

However, there are still some less rigorous points we can argue. Theoretical works are urgently needed to enhance the performance of neural networks in solving PDEs problems. Firstly, about the role of PINNs. We find in the numerical part that PINNs accelerate the convergence of WGANs. An implicit explanation to the phenomenon lies in that PINNs narrows the function space. Explicit

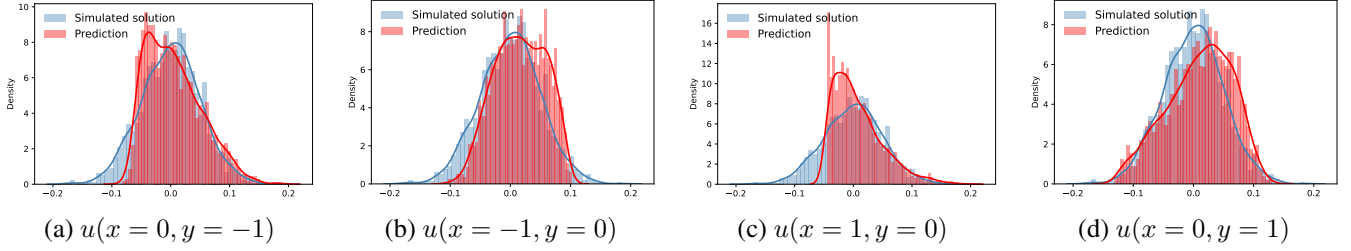


Figure 14: Two-dimensional Allen-Cahn equation: the histograms of the generated data and the simulated solution at $(x = 0, t = 0)$, $(x = 0, y = -1)$, $(x = -1, y = 0)$ and $(x = 0, y = 1)$ for $\sigma_1 = \dots \sigma_4 = 0.05$. The predicted mean and standard deviation are $(\hat{\mu}, \hat{\sigma})$ and the simulated mean and standard deviation are $(\mu_{est}, \sigma_{est})$. (a) $(\hat{\mu}, \hat{\sigma}) = (0.005, 0.047)$, $(\mu_{est}, \sigma_{est}) = (0, 0.05)$; (b) $(\hat{\mu}, \hat{\sigma}) = (0.016, 0.042)$, $(\mu_{est}, \sigma_{est}) = (0, 0.05)$; (c) $(\hat{\mu}, \hat{\sigma}) = (0.007, 0.042)$, $(\mu_{est}, \sigma_{est}) = (0, 0.05)$; (d) $(\hat{\mu}, \hat{\sigma}) = (0.009, 0.054)$, $(\mu_{est}, \sigma_{est}) = (0, 0.05)$.

mathematical proofs will be more powerful and reliable and it needs further research because very little theoretical works study roles of PINNs in both the machine learning and partial differential equations points of view. Secondly, from an optimization perspective. Our theories have an prerequisite that the obtained model \tilde{g} is the optimal solution of the empirical loss. In general, generative adversarial networks are especially difficult to train, where we are required to solve a min-max problem. PINNs, including differential operations to the input data, raises more challenges to adversarial networks training. Stagnating at a local optima, gradients vanishing especially for deep models, high order and high dimensional differential equations, as well as training instability bring about difficulties in training deep neural networks for solving PDEs problems. All requires further research in the next step. Explicit forms of PDEs are required, however, sometimes it's hard to mathematically formulate the differential equations governing systems. More generalized models that can learn equations (functional operators) totally from data sometimes also have wide applications [10, 22, 33, 37]. Final and the most important one is the generalization with respect to the prediction accuracy. Our theories derive the generalization of WGAN-PINNs with respect to the loss, but their approximations to solutions are actually our goals. How to appropriately measure the accuracy or quality of our probabilistic models (with respect to PDEs solutions) is still an open question. For more challenges and difficulties of PINNs related machine learning problems, please refer to [46].

References

- [1] Cem Anil, James Lucas, and Roger Grosse. Sorting out lipschitz function approximation. In *International Conference on Machine Learning*, pages 291–301. PMLR, 2019.
- [2] Martin Arjovsky and Léon Bottou. Towards principled methods for training generative adversarial networks. *arXiv preprint arXiv:1701.04862*, 2017.
- [3] Martin Arjovsky, Soumith Chintala, and Léon Bottou. Wasserstein generative adversarial networks. In *Proceedings of the 34th International Conference on Machine Learning*, volume 70 of *Proceedings of Machine Learning Research*, pages 214–223. PMLR, 06–11 Aug 2017.

- [4] Sanjeev Arora, Rong Ge, Yingyu Liang, Tengyu Ma, and Yi Zhang. Generalization and equilibrium in generative adversarial nets (gans). In *International Conference on Machine Learning*, pages 224–232. PMLR, 2017.
- [5] Sanjeev Arora, Andrej Risteski, and Yi Zhang. Do gans learn the distribution? some theory and empirics. In *International Conference on Learning Representations*, 2018.
- [6] Dzmitry Bahdanau, Kyunghyun Cho, and Yoshua Bengio. Neural machine translation by jointly learning to align and translate. *arXiv preprint arXiv:1409.0473*, 2014.
- [7] Yu Bai, Tengyu Ma, and Andrej Risteski. Approximability of discriminators implies diversity in GANs. In *International Conference on Learning Representations*, 2019.
- [8] Andrea Barth, Christoph Schwab, and Nathaniel Zollinger. Multi-level monte carlo finite element method for elliptic pdes with stochastic coefficients. *Numerische Mathematik*, 119(1):123–161, 2011.
- [9] Atilim Gunes Baydin, Barak A Pearlmutter, Alexey Andreyevich Radul, and Jeffrey Mark Siskind. Automatic differentiation in machine learning: a survey. *Journal of machine learning research*, 18, 2018.
- [10] Saakaar Bhatnagar, Yaser Afshar, Shaowu Pan, Karthik Duraisamy, and Shailendra Kaushik. Prediction of aerodynamic flow fields using convolutional neural networks. *Computational Mechanics*, 64(2):525–545, 2019.
- [11] Ilias Bilionis. Probabilistic solvers for partial differential equations. *arXiv preprint arXiv:1607.03526*, 2016.
- [12] Åke Björck and Clazett Bowie. An iterative algorithm for computing the best estimate of an orthogonal matrix. *SIAM Journal on Numerical Analysis*, 8(2):358–364, 1971.
- [13] Helmut Bolcskei, Philipp Grohs, Gitta Kutyniok, and Philipp Petersen. Optimal approximation with sparsely connected deep neural networks. *SIAM Journal on Mathematics of Data Science*, 1(1):8–45, 2019.
- [14] Samuel R. Bowman, Luke Vilnis, Oriol Vinyals, Andrew Dai, Rafal Jozefowicz, and Samy Bengio. Generating sentences from a continuous space. In *Proceedings of The 20th SIGNLL Conference on Computational Natural Language Learning*, pages 10–21, Berlin, Germany, August 2016. Association for Computational Linguistics.
- [15] Xiaoli Chen, Jinqiao Duan, and George Em Karniadakis. Learning and meta-learning of stochastic advection–diffusion–reaction systems from sparse measurements. *European Journal of Applied Mathematics*, 32(3):397–420, 2021.
- [16] Jerome Darbon, Gabriel P Langlois, and Tingwei Meng. Overcoming the curse of dimensionality for some hamilton–jacobi partial differential equations via neural network architectures. *Research in the Mathematical Sciences*, 7(3):1–50, 2020.
- [17] Tim De Ryck, Samuel Lanthaler, and Siddhartha Mishra. On the approximation of functions by tanh neural networks. *arXiv preprint arXiv:2104.08938*, 2021.

- [18] Rémi Flamary, Nicolas Courty, Alexandre Gramfort, Mokhtar Z. Alaya, Aurélie Boisbunon, Stanislas Chambon, Laetitia Chapel, Adrien Corenflos, Kilian Fatras, Nemo Fournier, Léo Gautheron, Nathalie T.H. Gayraud, Hicham Janati, Alain Rakotomamonjy, Ievgen Redko, Antoine Rolet, Antony Schutz, Vivien Seguy, Danica J. Sutherland, Romain Tavenard, Alexander Tong, and Titouan Vayer. Pot: Python optimal transport. *Journal of Machine Learning Research*, 22(78):1–8, 2021.
- [19] Ian Goodfellow, Jean Pouget-Abadie, Mehdi Mirza, Bing Xu, David Warde-Farley, Sherjil Ozair, Aaron Courville, and Yoshua Bengio. Generative adversarial nets. In *Advances in Neural Information Processing Systems*, volume 27. Curran Associates, Inc., 2014.
- [20] Thore Graepel. Solving noisy linear operator equations by gaussian processes: Application to ordinary and partial differential equations. In *ICML*, volume 3, pages 234–241, 2003.
- [21] Ishaan Gulrajani, Faruk Ahmed, Martin Arjovsky, Vincent Dumoulin, and Aaron C Courville. Improved training of wasserstein gans. In *Advances in Neural Information Processing Systems*, volume 30. Curran Associates, Inc., 2017.
- [22] Xiaoxiao Guo, Wei Li, and Francesco Iorio. Convolutional neural networks for steady flow approximation. In *Proceedings of the 22nd ACM SIGKDD international conference on knowledge discovery and data mining*, pages 481–490, 2016.
- [23] Jiequn Han, Arnulf Jentzen, et al. Algorithms for solving high dimensional pdes: From non-linear monte carlo to machine learning. *arXiv preprint arXiv:2008.13333*, 2020.
- [24] Eberhard Hopf. The partial differential equation $u_t + u u_x = \mu x x$. *Communications on Pure and Applied mathematics*, 3(3):201–230, 1950.
- [25] Martin Hutzenthaler, Arnulf Jentzen, Thomas Kruse, Tuan Anh Nguyen, and Philippe von Wurstemberger. Overcoming the curse of dimensionality in the numerical approximation of semilinear parabolic partial differential equations. *Proceedings of the Royal Society A*, 476(2244):20190630, 2020.
- [26] Ameya D Jagtap, Kenji Kawaguchi, and George Em Karniadakis. Locally adaptive activation functions with slope recovery for deep and physics-informed neural networks. *Proceedings of the Royal Society A*, 476(2239):20200334, 2020.
- [27] Ameya D Jagtap, Kenji Kawaguchi, and George Em Karniadakis. Adaptive activation functions accelerate convergence in deep and physics-informed neural networks. *Journal of Computational Physics*, 404:109136, 2020.
- [28] Arnulf Jentzen, Diyora Salimova, and Timo Welti. A proof that deep artificial neural networks overcome the curse of dimensionality in the numerical approximation of kolmogorov partial differential equations with constant diffusion and nonlinear drift coefficients. *arXiv preprint arXiv:1809.07321*, 2018.
- [29] Diederik P Kingma and Jimmy Ba. Adam: A method for stochastic optimization. *arXiv preprint arXiv:1412.6980*, 2014.
- [30] Diederik P Kingma and Max Welling. Auto-encoding variational bayes. *arXiv preprint arXiv:1312.6114*, 2013.

- [31] Alex Krizhevsky, Ilya Sutskever, and Geoffrey E Hinton. Imagenet classification with deep convolutional neural networks. *Advances in neural information processing systems*, 25:1097–1105, 2012.
- [32] Isaac E Lagaris, Aristidis Likas, and Dimitrios I Fotiadis. Artificial neural networks for solving ordinary and partial differential equations. *IEEE transactions on neural networks*, 9(5):987–1000, 1998.
- [33] Zongyi Li, Nikola Kovachki, Kamyar Azizzadenesheli, Burigede Liu, Kaushik Bhattacharya, Andrew Stuart, and Anima Anandkumar. Neural operator: Graph kernel network for partial differential equations. *arXiv preprint arXiv:2003.03485*, 2020.
- [34] Tengyuan Liang. How well generative adversarial networks learn distributions. *arXiv preprint arXiv:1811.03179*, 2018.
- [35] Znaonui Liang, Gang Zhang, Jimmy Xiangji Huang, and Qmming Vivian Hu. Deep learning for healthcare decision making with emrs. In *2014 IEEE International Conference on Bioinformatics and Biomedicine (BIBM)*, pages 556–559. IEEE, 2014.
- [36] Dong C Liu and Jorge Nocedal. On the limited memory bfgs method for large scale optimization. *Mathematical programming*, 45(1):503–528, 1989.
- [37] Lu Lu, Pengzhan Jin, and George Em Karniadakis. Deepnet: Learning nonlinear operators for identifying differential equations based on the universal approximation theorem of operators. *arXiv preprint arXiv:1910.03193*, 2019.
- [38] Yulong Lu and Jianfeng Lu. A universal approximation theorem of deep neural networks for expressing probability distributions. In *Advances in Neural Information Processing Systems*, volume 33, pages 3094–3105. Curran Associates, Inc., 2020.
- [39] Tao Luo and Haizhao Yang. Two-layer neural networks for partial differential equations: Optimization and generalization theory. *arXiv preprint arXiv:2006.15733*, 2020.
- [40] Riccardo Miotto, Fei Wang, Shuang Wang, Xiaoqian Jiang, and Joel T Dudley. Deep learning for healthcare: review, opportunities and challenges. *Briefings in bioinformatics*, 19(6):1236–1246, 2018.
- [41] Siddhartha Mishra and Roberto Molinaro. Estimates on the generalization error of physics informed neural networks (pinns) for approximating pdes. *arXiv preprint arXiv:2006.16144*, 2020.
- [42] Augustus Odena, Christopher Olah, and Jonathon Shlens. Conditional image synthesis with auxiliary classifier gans. In *International conference on machine learning*, pages 2642–2651. PMLR, 2017.
- [43] Guofei Pang, Lu Lu, and George Em Karniadakis. fpinns: Fractional physics-informed neural networks. *SIAM Journal on Scientific Computing*, 41(4):A2603–A2626, 2019.
- [44] Allan Pinkus. Approximation theory of the mlp model. *Acta Numerica 1999: Volume 8*, 8:143–195, 1999.

- [45] Dimitris C Psychogios and Lyle H Ungar. A hybrid neural network-first principles approach to process modeling. *AIChE Journal*, 38(10):1499–1511, 1992.
- [46] Maziar Raissi, Paris Perdikaris, and George E Karniadakis. Physics-informed neural networks: A deep learning framework for solving forward and inverse problems involving nonlinear partial differential equations. *Journal of Computational Physics*, 378:686–707, 2019.
- [47] Maziar Raissi, Paris Perdikaris, and George Em Karniadakis. Numerical gaussian processes for time-dependent and nonlinear partial differential equations. *SIAM Journal on Scientific Computing*, 40(1):A172–A198, 2018.
- [48] Justin Sirignano and Konstantinos Spiliopoulos. Dgm: A deep learning algorithm for solving partial differential equations. *Journal of computational physics*, 375:1339–1364, 2018.
- [49] Andrew M Stuart. Inverse problems: a bayesian perspective. *Acta numerica*, 19:451–559, 2010.
- [50] Ugo Tanielian and Gerard Biau. Approximating lipschitz continuous functions with groupsort neural networks. In *International Conference on Artificial Intelligence and Statistics*, pages 442–450. PMLR, 2021.
- [51] Oriol Vinyals, Łukasz Kaiser, Terry Koo, Slav Petrov, Ilya Sutskever, and Geoffrey Hinton. Grammar as a foreign language. *Advances in neural information processing systems*, 28:2773–2781, 2015.
- [52] Bo Wang, Aziz M Mezlini, Feyyaz Demir, Marc Fiume, Zhuowen Tu, Michael Brudno, Benjamin Haibe-Kains, and Anna Goldenberg. Similarity network fusion for aggregating data types on a genomic scale. *Nature methods*, 11(3):333, 2014.
- [53] Sifan Wang, Xinling Yu, and Paris Perdikaris. When and why pinns fail to train: A neural tangent kernel perspective. *arXiv preprint arXiv:2007.14527*, 2020.
- [54] Liu Yang, Xuhui Meng, and George Em Karniadakis. B-pinns: Bayesian physics-informed neural networks for forward and inverse pde problems with noisy data. *Journal of Computational Physics*, 425:109913, 2021.
- [55] Yibo Yang and Paris Perdikaris. Adversarial uncertainty quantification in physics-informed neural networks. *Journal of Computational Physics*, 394:136–152, 2019.
- [56] Yunfei Yang, Zhen Li, and Yang Wang. On the capacity of deep generative networks for approximating distributions. *arXiv preprint arXiv:2101.12353*, 2021.
- [57] Dmitry Yarotsky. Error bounds for approximations with deep relu networks. *Neural Networks*, 94:103–114, 2017.
- [58] Dongkun Zhang, Lu Lu, Ling Guo, and George Em Karniadakis. Quantifying total uncertainty in physics-informed neural networks for solving forward and inverse stochastic problems. *Journal of Computational Physics*, 397:108850, 2019.
- [59] Yin hao Zhu and Nicholas Zabaras. Bayesian deep convolutional encoder–decoder networks for surrogate modeling and uncertainty quantification. *Journal of Computational Physics*, 366:415–447, 2018.