

Normalizing Field Flows: Solving forward and inverse stochastic differential equations using Physics-Informed flow model

Ling Guo^a, Hao Wu^b, Tao Zhou^c

^aDepartment of Mathematics, Shanghai Normal University, Shanghai, China

^bSchool of mathematical sciences, Tongji University, Shanghai, China

^cLSEC, Institute of Computational Mathematics and Scientific/Engineering Computing, Academy of Mathematics and Systems Science, Chinese Academy of Sciences, Beijing, China.

Abstract

We introduce in this work the *normalizing field flows* (NFF) for learning random fields from scattered measurements. More precisely, we construct a bijective transformation (a normalizing flow characterizing by neural networks) between a reference random field (say, a Gaussian random field with the Karhunen-Loève (KL) expansion structure) and the target stochastic field, where the KL expansion coefficients and the invertible networks are trained by maximizing the sum of the log-likelihood on scattered measurements. This NFF model can be used to solve data-driven forward, inverse, and mixed forward/inverse stochastic partial differential equations in a unified framework. We demonstrate the capability of the proposed NFF model for learning Non Gaussian processes, mixed Gaussian processes, and forward & inverse stochastic partial differential equations.

Keywords: Data-driven modeling, normalizing flow, invertible neural networks, uncertainty quantification, random fields

1. Introduction

Inherent uncertainties arise naturally in complex engineering systems due to model errors, stochastic excitation, unknown material properties or random initial/boundary conditions. This yields an active research area of uncertainty quantification (UQ). The main purpose of UQ is to quantify the effect of these various sources of randomness on output model predictions. Such problems are usually reformulated as mathematical models with high-dimensional random inputs. Classical approaches in the field of UQ usually rely on model order reduction techniques, such as the Karhunen-Loève (KL) expansion, to represent the infinite input random field into finite low dimensional parameter variables and then construct surrogate models of the quantities of interests in the parametric space, and one can then obtain the statistic information of the QoI. For more details, one can refer to [1, 2, 3] and references therein. Such classical approaches in general suffer from the so called curse of dimensionality. Moreover, such approaches also require prior knowledge of the input randomness (such as the covariance function) which is not practical for many applications. For example, in many real applications one only has small amount of measurements of the stochastic input – the so called data driven problems.

In recent years, machine learning techniques have been widely investigated to deal with data driven forward and inverse partial differential equations. Popular machine learning tools include Gaussian process [4, 5, 6] and deep neural networks (DNNs) [7, 8, 9, 10, 11, 12, 13, 14, 15, 16]. Inspired by these developments on learning deterministic PDEs, there have also been recent advances on using deep learning techniques to solve stochastic differential equations. For example, a deep learning approximation for high-dimensional SDE is proposed in [17] for forward stochastic problems; Zhang et.al. [18] have recently proposed a DNN based arbitrary polynomial expansion method that learns the modal functions of the quantity of interest for sPDE with random inputs. Although it is a unified framework for both forward and inverse problems, it still suffers from the "curse of dimensionality" in that the number of polynomial chaos expansion terms grows exponentially as the effective dimension increases. In [19], physics-informed generative adversarial models (PI-GAN) is developed to possibly tackle SDEs involving stochastic processes with high effective dimensions.

Recently, flow-based models have also been successfully applied to various real applications including computer vision[20, 21], audio generation [22, 23]and physical systems [24, 25]. A normalizing flow (NF) provides an exact log-likelihood evaluation and thus can produce tractable distributions where both sampling and density evaluation can be efficient and exact. We refer to [26] for more details on comprehensive review of the use of NF. In particular, there have been great interests in learning complex stochastic models with invertible neural networks developed with flow-based generative models. For example, BayesFlow is proposed in [27] for globally amortized Bayesian inference. Padmanabha et al.[28] developed efficient surrogates using conditional invertible neural networks to recover a high-dimensional non-Gaussian log-permeability field in multiphase flow problem.

In this work, we aim at proposing the Normalizing field flow (NFF) model for solving forward and inverse stochastic problems. In our setting, we assume that we have partial information of the stochastic input (such as the diffusivity/forcing terms in the stochastic problems) or the solution, from scattered sensors. Thus, the type of the data-driven problem varies depending on the information we have: a forward problem if partial information of the stochastic input is given and an inverse problems when partial information of the solution is available. We aim to infer the unknown stochastic fields, and quantify their uncertainties given the randomness in the data. To this end, we build the NFF model for the unknown stochastic field in two steps: 1) we construct a reference Gaussian random field $z(x, \omega)$ which yields a truncated Karhunen-Loève (KL) expansion structure, where the expansion coefficients are parameterized by deep neural networks; 2) we then construct a bijective transformation between the reference field $z(x, \omega)$ and the target stochastic field via normalizing flows with RealNVP coupling layers. 3) All the parameters involved are then trained by maximizing the sum of the log-likelihood on the observable measurements. Moreover, for SDE problems, we shall encode the known physics, which results in the so-called physics informed flow model. More precisely, we include the SDE loss into the total loss. Our approach admits the following main advantages:

- Our NFF model is fully data-driven, and it can be used to solve forward, inverse, and mixed forward/inverse stochastic partial differential equations in a unified framework.
- Unlike the setting of direct DNN based solvers for SDEs (e.g., [19]), sensor locations are not assumed to be fixed for different snapshots in our flow model.
- The physics informed NFF model is adopted to learn random fields in UQ problems, and it can alleviate the *curse of dimensionality* that appears in most traditional approaches (such as polynomial chaos).

Several numerical tests are presented to illustrate the effectiveness of the new NFF method.

The organization of this paper is as follows. In Section 2, we set up the data-driven forward and inverse problems. In Section 3, we introduce the Flow-based generative models, followed by our main algorithm – the Normalizing field flow method (NFF) for solving stochastic PDEs. In Section 4, we first present a detailed study of the accuracy and performance of our NFF model for learning stochastic processes including Non-Gaussian and mixture Gaussian fields. Then we present the simulation results for solving both the forward and inverse stochastic elliptic equation. Finally, we give some concluding remarks in Section 5.

2. Problem Setup

Let (Ω, F, P) be a probability space, where Ω is the sample space, F is the σ -algebra of subsets of Ω , and P is a probability measure. Let \mathcal{D} be a d -dimensional physical domain in \mathbb{R}^d ($d = 1, 2$, or 3) whose boundary is denoted by Γ . We consider the following stochastic partial differential equations:

$$\begin{aligned} \mathcal{N}_x[u(x; \omega); k(x; \omega)] &= f(x; \omega), \quad x \in \mathcal{D}, \quad \omega \in \Omega, \\ \mathcal{B}_x[u(x; \omega)] &= 0, \quad x \in \Gamma, \end{aligned} \tag{1}$$

where \mathcal{N}_x is the general form of a differential operator that could be nonlinear, and $u(x; \omega)$ is the exact solution. The boundary condition is imposed through the generalized boundary condition operator \mathcal{B}_x on Γ . Here $k(x; \omega)$ and $f(x; \omega)$ could be the source of uncertainty, which can be represented by an infinite dimensional (in the random space) random field.

In this work, we consider the scenario that we have limited number of scattered sensors to generate measurements for the stochastic fields. We denote the measurements from all the sensors at the same instant

by a *snapshot*, and assume that every snapshot of sensor data corresponds to the same random event in the random space. We also assume that when the number of snapshots is big enough, the empirical distribution approximates the true distribution.

Suppose there are a total number of N_s snapshots of measurements of $k(x; \omega)$, $u(x; \omega)$ and $f(x; \omega)$ observed from the sensors. For each snapshot s , we have N_k sensors for $k(x; \omega)$ placed at $\{x_{k,i}^s\}_{i=1}^{N_k}$, N_u sensors for $u(x; \omega)$ placed at $\{x_{u,i}^s\}_{i=1}^{N_u}$, and N_f at $\{x_{f,i}^s\}_{i=1}^{N_f}$ for $f(x; \omega)$ that are used to collect snapshots respectively. Let k_i^s, f_i^s and u_i^s ($s = 1, 2, \dots, N$) be the s -th measurement of k , f and u at location $x_{k,i}^s, x_{f,i}^s$ and $x_{u,i}^s$ respectively, and ω^s is the random instance at the s -th measurement, i.e., $k_i^s = k(x_{k,i}^s; \omega^s)$, $f_i^s = f(x_{f,i}^s; \omega^s)$ and $u_i^s = u(x_{u,i}^s; \omega^s)$. Then the accessible data set for this data-driven problem can be represented by

$$\mathcal{S}_t = \left\{ \left\{ (x_{k,i}^s, k_i^s) \right\}_{i=1}^{N_k}, \left\{ (x_{u,i}^s, u_i^s) \right\}_{i=1}^{N_u}, \left\{ (x_{f,i}^s, f_i^s) \right\}_{i=1}^{N_f} \right\}_{s=1}^{N_s}. \quad (2)$$

We always assume that a sufficient number of sensors are given for $f(x; \omega)$. Thus the type of the data-driven problem (1) varies depending on what information we have for $k(x; \omega)$ and $u(x; \omega)$. The problem will transform from forward problem to inverse problem as we decrease the number of sensors N_k on $k(x; \omega)$ while increase the number of sensors N_u on $u(x; \omega)$. Our main target is to build stochastic models of $k(x; \omega)$ and $u(x; \omega)$ based on sensor data set (2) and the stochastic PDE (1).

Remark 2.1. *Unlike the settings often considered in DNN based solvers for SDEs (e.g., [19]), sensor locations are not assumed to be fixed for different snapshots in this paper. See more details in Section 4.*

3. Methodology

3.1. Normalizing flow with composing invertible networks

In this part, we will first briefly review normalizing flows (in particular, the coupling flows) for distribution learning. The basic idea of a normalizing flow is to learn a complex distribution (the target distribution) by a transformation from a simple distribution (the reference distribution) via a sequence of invertible and differentiable mappings. To illustrate the idea, let $Z \in \mathbb{R}^d$ be a random variable and its probability density function $p_Z(z)$ is given (e.g. Gaussian distribution). Let \mathcal{F}_{ZK} be a bijective mapping and $K = \mathcal{F}_{ZK}(Z)$. Then we can generate K samples through $p_Z(z)$. Furthermore, we can compute the probability density function of the random variable K by using the change of variables formula:

$$p_K(k) = \left| \det \left(\frac{\partial \mathcal{F}_{KZ}(k)}{\partial k} \right) \right| p_Z(z), \quad (3)$$

where \mathcal{F}_{KZ} is the inverse map of \mathcal{F}_{ZK} . Assume the map \mathcal{F} is parameterized by θ and the given reference measure $p_Z(z)$ (or, the bases measure), is parameterized by ϕ . Given a set of observed training data $\mathcal{D} = \{k_i\}_{i=1}^M$ from k , the log likelihood is given as following by taking log operator on both sides of (3):

$$\begin{aligned} \log p_K(\mathcal{D}|\theta, \phi) &= \sum_{i=1}^M \log p_K(k_i|\theta, \phi) \\ &= \sum_{i=1}^M \log p_Z(z_i|\phi) - \log \left| \det \left(\frac{\partial \mathcal{F}_{ZK}(z_i)}{\partial z} \right) \right| \end{aligned} \quad (4)$$

The parameters θ and ϕ can be optimized during the training by maximizing the above log-likelihood.

Notice that invertible and differentiable transformations are composable. Thus in practice we can chain together multiple bijective functions $\mathcal{F}_1, \dots, \mathcal{F}_n$ to obtain $\mathcal{F}_{ZK} = \mathcal{F}_n \circ \mathcal{F}_{n-1} \circ \dots \circ \mathcal{F}_1$, which can approximate more complicated distributions $p_K(k)$. Denote the intermediate variables by Z_{n-1}, \dots, Z_1, Z_0 , then the log-likelihood of the composed flow \mathcal{F}_{ZK} can be expressed as

$$\log p_K(k) = \log p_{Z_0}(z_0) - \sum_{j=1}^n \log \left| \det \frac{\partial \mathcal{F}_j(z_{j-1})}{\partial z_{j-1}} \right| \quad (5)$$

Many different types of flow maps have been constructed and investigated in literature, we refer to [20, 29, 30] and a recent review paper [26] for more details. In this work, we will adopt the real-valued Non-Volume Preserving (RealNVP) model proposed by Dinh et al. in [30] as our basic block to construct the invertible transformation \mathcal{F}_{KZ} . Specifically, the input vector $k \in \mathbb{R}^M$ is split into two parts, denoted by $k_1 \in \mathbb{R}^m$ and $k_2 \in \mathbb{R}^{M-m}$ respectively. Then one can define a transformation $\mathcal{F}_{KZ} : k \rightarrow z$ by the following formula

$$z_1 = k_1, \quad z_2 = k_2 \odot \exp(s(k_1)) + t(k_1), \quad (6)$$

where \odot represents the element-wise multiplication, $s(\cdot)$ and $t(\cdot)$ are realized by fully connected neural networks in our implementation (see Figure (1a)). Following [30], the Jacobian determinant of the above

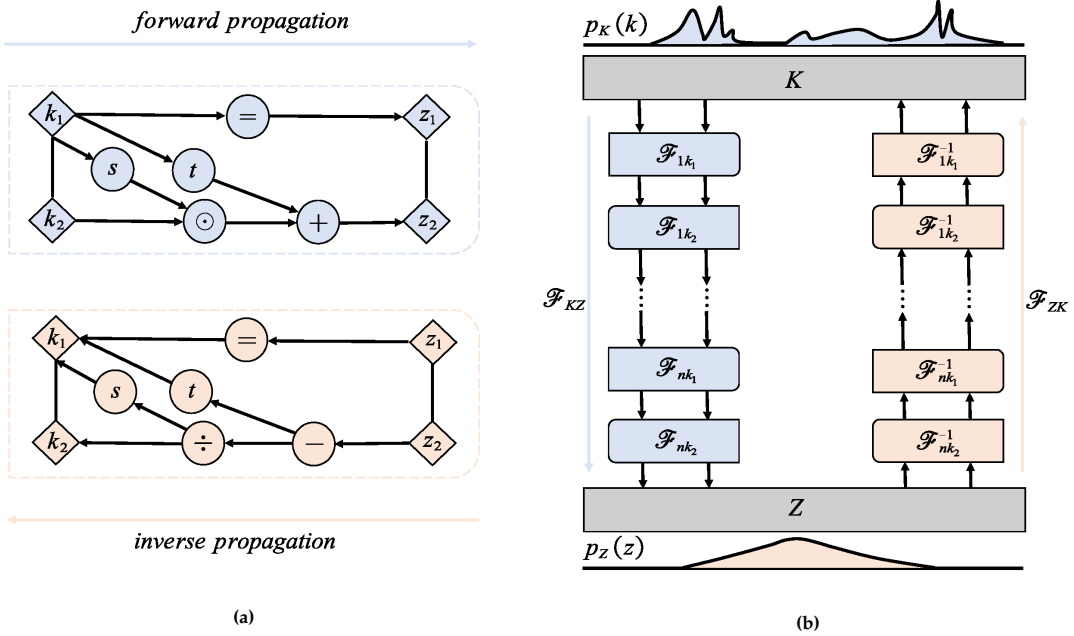


Figure 1: (a): Illustration of realNVP model; (b): Normalizing flow with n coupling layers \mathcal{F} .

transformation is given by

$$\mathcal{J} = \begin{bmatrix} \mathbb{I}_m & \mathbf{0}_{m \times (M-m)} \\ \frac{\partial z_2}{\partial k_1} & \text{diag}(\exp(s(k_1))) \end{bmatrix}. \quad (7)$$

And the inverse transformation \mathcal{F}_{ZK} can be computed directly (see Fig.1),

$$k_1 = z_1, \quad k_2 = (z_2 - t(z_1)) \odot \exp(-s(z_1)). \quad (8)$$

3.2. NFF: Normalizing field flows

We are ready to present our normalizing field flows models. To this end, we first introduce flow based generative model for approximating a stochastic vector field $k = k(x; \omega) \in \mathbb{R}^{D_k}$ defined on $\mathbb{R}^{D_x} \times \Omega$. We use the total N_s snapshots as our training data, where each snapshot s contains measurements

$$\{k_{1:N}^s\}_{s=1}^{N_s} = \{(k_1^s, \dots, k_N^s)\}_{s=1}^{N_s} = \{(k(x_i^s, \omega^s))_{i=1}^N\}_{s=1}^{N_s} \quad (9)$$

collected at $x_{1:N}^s = (x_1^s, \dots, x_N^s)$. Here we omit the subscript k of N_k and $x_{k,i}^s$ for simplicity unless confusion arises. Inspired by the idea of the normalizing flow, we can model the conditional distribution of random

variable k given x as $K = \mathcal{F}_{ZK}(Z, x)$, the conditional probability density function is given by:

$$p_K(k|x) = \left| \det \left(\frac{\partial \mathcal{F}_{KZ}(k, x)}{\partial k} \right) \right| p_Z(z), \quad (10)$$

Then the main goal of the normalizing field flows is to model the conditional distribution $P(k(x, \cdot)|x)$ with the training data via the invertible map $\mathcal{F}_{ZK}(Z, x)$. Concretely, NFF consists of two steps:

1. Construct a reference Gaussian random field $z(x, \omega)$ as

$$z(x, \omega) = A(x) + B(x)\xi(\omega) + \text{diag}(C(x))\epsilon(x, \omega), \quad (11)$$

where $A(x) \in \mathbb{R}^D$, $B(x) \in \mathbb{R}^{D \times M}$ and $C(x) \in \mathbb{R}^D$ are taken as fully connected neural networks. $\xi(\omega) \in \mathbb{R}^M \sim \mathcal{N}(0, \mathbf{I}_M)$ and M denotes the order of the finite truncation terms of the KL expansion. To avoid the singularity of the covariance matrix, we add the last term and assume $\epsilon(x, \omega) \stackrel{\text{iid}}{\sim} \mathcal{N}(0, \mathbf{I}_D)$ is a Gaussian noise.

2. Build a bijective transformation given x between the target random field $k(x, \omega)$ and reference field $z(x, \omega)$:

$$k(x, \omega) = \mathcal{F}_{ZK}(z(x, \omega), x), \quad (12)$$

Where \mathcal{F}_{ZK} is a normalizing flow.

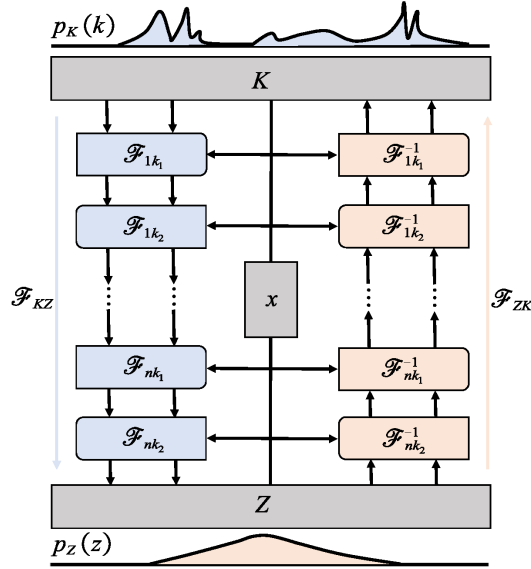


Figure 2: Schematic of normalizing field flow based on realNVP.

The detail schematic of NFF model is shown in Fig. 2. Given sensor locations $x_{1:N}^s$ of snapshot s , it is straight forward to obtain from (11) that $z_{1:N}^s = (z(x_1^s, \omega^s), \dots, z(x_N^s, \omega^s))^T \sim \mathcal{N}(\mu^s, \Sigma^s)$ with

$$\mu^s = \begin{pmatrix} A(x_1^s) \\ \vdots \\ A(x_N^s) \end{pmatrix}, \quad \Sigma^s = \begin{pmatrix} B(x_1^s) \\ \vdots \\ B(x_N^s) \end{pmatrix} \begin{pmatrix} B(x_1^s) \\ \vdots \\ B(x_N^s) \end{pmatrix}^T + \text{diag} \begin{pmatrix} C(x_1^s) \\ \vdots \\ C(x_N^s) \end{pmatrix}. \quad (13)$$

Our goal is to train neural networks $A(x), B(x), C(x)$ and the invertible neural network \mathcal{F}_{ZK} to minimize the

likelihood objective

$$\mathcal{L}_{\text{data}} = -\frac{1}{N_s} \sum_{s=1}^{N_s} \log \mathbb{P}(k_{1:N}^s | x_{1:N}^s), \quad (14)$$

where

$$\begin{aligned} \log \mathbb{P}(k_{1:N}^s | x_{1:N}^s) &= \log \mathbb{P}(z_{1:N}^s | x_{1:N}^s) + \sum_{i=1}^N \log \left| \det \frac{\partial F_{KZ}(k_i^s, x_i^s)}{\partial k_i^s} \right| \\ &= \log \mathcal{N}(z_{1:N}^s | \mu^s, \Sigma^s) + \sum_{i=1}^N \log \left| \det \frac{\partial F_{KZ}(k_i^s, x_i^s)}{\partial k_i^s} \right|. \end{aligned} \quad (15)$$

Remark 3.1. We can of course construct a more specific reference field, i.e., $A(x)$, $B(x)$, $C(x)$ can be of explicit formulas. However, we model them there by neural networks to enhance the expression capacity of the field, and moreover, we aim at training the reference field by data. We remark that the optimal way for finding the reference field is an open question.

Remark 3.2. In the case where $N \gg M$, Σ^s can be decomposed into a low-rank matrix and a diagonal matrix as in (13), and the log-likelihood $\log \mathcal{N}(\cdot | \mu^s, \Sigma^s)$ can be efficiently obtained by calculating the determinant and inverse of a M -by- M sized matrix according to the Woodbury matrix identity [31] and the matrix determinant lemma [32]. In our experiments, we implement the fast algorithm by the class `LowRankMultivariateNormal` in PyTorch [33].

Once the NFF has been constructed, for a set of new sensor measurements $k_{1:n} = \{k(x_i, \omega)\}_{i=1}^n$ at locations $x_{1:n}$, we can predict values of $k(x, \omega)$ at other n' locations $x_{n+1:n+n'}$ by drawing samples from their conditional distribution

$$\begin{aligned} \mathbb{P}(k_{n+1:n+n'} | k_{1:n}, x_{1:n+n'}) &= \int \mathbb{P}(k_{n+1:n+n'} | \xi, x_{n+1:n+n'}) \mathbb{P}(\xi | k_{1:n}, x_{1:n}) d\xi, \\ &= \int \mathbb{P}(k_{n+1:n+n'} | \xi, x_{n+1:n+n'}) \mathbb{P}(\xi | z_{1:n}, x_{1:n}) d\xi. \end{aligned} \quad (16)$$

Since $z(x, \omega)$ is a Gaussian random field, the posterior distribution of ξ for given $z_{1:n}$ and $x_{1:n}$ is a multivariate distribution, i.e.,

$$\xi | z_{1:n}, x_{1:n} \sim \mathcal{N}(\mu_\xi, \Sigma_\xi), \quad (17)$$

where the posterior mean μ_ξ and covariance matrix Σ_ξ can be simply calculated according to (11). We leave the details of the derivation for the posterior distribution of ξ in Appendix A. We have summarized in Algorithm 1 our NFF approach for learning and inferencing random fields.

Remark 3.3. Notice that if $k(x, \omega)$ is a scalar valued function with $D_k = 1$, then $F_{KZ}(\cdot, x)$ is a one-dimensional invertible map and cannot be modeled by RealNVP. To fix this issue, we utilize NFF to model $(k(x, \omega), v(x, \omega))^\top$ in experiments, where $v(x, \omega) \stackrel{\text{iid}}{\sim} \mathcal{N}(0, 1)$ is a Gaussian white noise (assumed to be unknown). Please see Appendix B for more details.

Algorithm 1 Normalizing feild flow (NFF) for stochastic field

Learning:

- 1. Specify the training set

$$\{k_{1:N}^s\}_{s=1}^{N_s} = \{(k_1^s, \dots, k_N^s)\}_{s=1}^{N_s} = \{(k(x_i^s, \omega^s))_{i=1}^N\}_{s=1}^{N_s}$$

- 2. Sample N_b snapshots $\{(x_{1:N}^s, k_{1:N}^s)\}_{s=1}^{N_b}$ from the above training data.
- 3. Calculate the loss $\mathcal{L}_{\text{data}}$ for $\{(x_{1:N}^s, k_{1:N}^s)\}_{s=1}^{N_b}$ via (14)
- 4. Let $W \leftarrow \text{Adam}(W - \eta \frac{\partial \mathcal{L}_{\text{data}}}{\partial W})$ to update all the involved parameters W in (14), η is the learning rate
- 5. Repeat **Step 2-4** until convergence

Inference/Prediction after learning:
Input: A snapshot of sensor measurements $\{k(x_1, \omega), \dots, k(x_n, \omega)\}$
Output: Samples of the conditional distribution of $\{k(x_{n+1}, \omega), \dots, k(x_{n+n'}, \omega)\}$

- 1. Calculate $z_i \triangleq z(x_i, \omega) = \mathcal{F}_{KZ}(k_i)$ for $i = 1, \dots, n$ given a snapshot of sensor measurements $\{k(x_1, \omega), \dots, k(x_n, \omega)\}$
 - 2. Calculate the posterior mean μ_ξ and covariance matrix matrix Σ_ξ of ξ according to (11) (see (A.1, A.2) in Appendix A)
 - 3. Sample $\xi \sim \mathcal{N}(\mu_\xi, \Sigma_\xi)$ and $\epsilon_i \sim \mathcal{N}(0, I)$ for $i = n + 1, \dots, n + n'$
 - 4. Calculate $k_i = k(x_i, \xi, \epsilon_i)$ for $i = n + 1, \dots, n + n'$
 - 5. Repeat **Steps 1-4**
-

3.3. Solving SDEs with physics informed normalizing field flow

Next, we show how to use the NFF models to learning SPDEs. To this end, we assume the measurements are given by (2) and formalize the streamline of solving SPDEs (1) using normalizing field flow. For the general forward/inverse SPDEs setting, three normalizing flows are first constructed to model the stochastic processes $k(x; \omega)$, $f(x; \omega)$ and $u(x; \omega)$, namely $\mathcal{F}_{ZK}(z_k, x)$, $\mathcal{F}_{ZU}(z_u, x)$ and $\mathcal{F}_{ZF}(z_f, x)$ based on Gaussian Processes $z_k(x, \xi, \epsilon_k)$, $z_u(x, \xi, \epsilon_u)$ and $z_f(x, \xi, \epsilon_f)$ respectively. We denote those surrogates as $k(x, \xi, \epsilon_k)$, $u(x, \xi, \epsilon_u)$ and $f(x, \xi, \epsilon_f)$.

A sketch of the normalizing field flow for solving stochastic PDEs is given in Fig. 3. Unlike the setting for learning a random field, here the loss function well be a weighted summation of three components: likelihood of the data, the weak formulation of SPDE and boundary conditions. Namely, we shall include the physical loss (the SPDEs) – yielding the so called physics informed Normalizing field flow. The explicit expression for each of these three parts of loss function are given as following

$$\begin{aligned} \mathcal{L}_{\text{data}} &= -\frac{1}{N_s} \sum_{s=1}^{N_s} \log \mathbb{P}\left(k_{1:N_k}^s, f_{1:N_f}^s, u_{1:N_u}^s | x_{1:N_k}^s, x_{1:N_f}^s, x_{1:N_u}^s\right) \\ \mathcal{L}_{\text{equ}} &= \mathbb{E} \left\| \mathcal{N}_x[u(x, \xi, \epsilon_u); k(x, \xi, \epsilon_k)] - f(x, \xi, \epsilon_f) \right\|^2, \quad x \sim \mathcal{U}_{\mathcal{D}}, \xi, \epsilon_u, \epsilon_k, \epsilon_f \sim \mathcal{N}(0, I), \\ \mathcal{L}_{\text{bnd}} &= \mathbb{E} \left\| \mathcal{B}_x[u(x, \xi, \epsilon_u)] \right\|^2, \quad x \sim \mathcal{U}_{\Gamma}, \xi, \epsilon_u \sim \mathcal{N}(0, 1). \end{aligned} \quad (18)$$

We then optimize the neural network parameters by minimizing the following total loss function:

$$\mathcal{LOSS} = w_{\text{data}} \mathcal{L}_{\text{data}} + w_{\text{equ}} \mathcal{L}_{\text{equ}} + w_{\text{bnd}} \mathcal{L}_{\text{bnd}}. \quad (19)$$

The proposed algorithm is summarized in Algorithm 2 and the schematic is plotted in Fig 3. For the implementation, the equation loss \mathcal{L}_{equ} and boundary loss \mathcal{L}_{bnd} are defined in the variational (weak) formulation

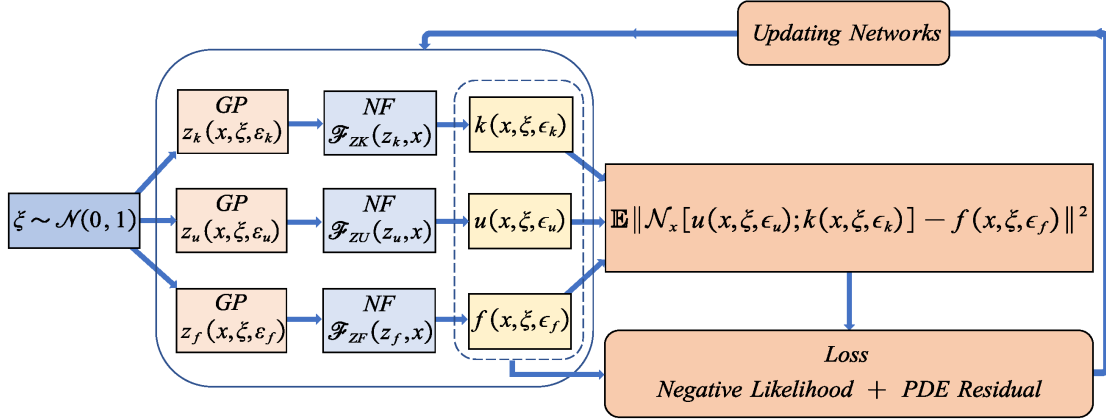


Figure 3: Schematic of physics informed Normalizing field flows for solving forward/inverse stochastic differential equations, where the loss function is given in Eq. 19.

([34])

$$(\mathcal{N}_x[u(x; \omega); k(x; \omega)] - f(x; \omega), v) = 0, \forall v \in V. \quad (20)$$

The details of the derivation of the associated loss functions are given in Appendix C.

Algorithm 2 Physics-Informed NFF for solving stochastic PDEs

1. Specify the training set:

$$\mathcal{S}_t = \{ \{(x_{k,i}^s, k_i^s)\}_{i=1}^{N_k}, \{(x_{u,i}^s, u_i^s)\}_{i=1}^{N_u}, \{(x_{f,i}^s, f_i^s)\}_{i=1}^{N_f} \}_{s=1}^{N_s}.$$

2. Sample N_b snapshots $\{(k_{1:N_k}^s, f_{1:N_f}^s, u_{1:N_u}^s)\}_{s=1}^{N_b}$ from the above training data. Following Algorithm 1 to built three normalizing flows surrogates $k(x, \xi, \epsilon_k)$, $u(x, \xi, \epsilon_u)$ and $f(x, \xi, \epsilon_f)$ respectively

3. Calculate $\mathcal{LOSS} = w_{data}\mathcal{L}_{data} + w_{equ}\mathcal{L}_{equ} + w_{bnd}\mathcal{L}_{bnd}$, where \mathcal{L}_{data} , \mathcal{L}_{equ} and \mathcal{L}_{bnd} are given by (18)

4. $W \leftarrow \text{Adam}(W - \eta \frac{\partial \mathcal{LOSS}}{\partial W})$ to update all the involved parameters W

5. Repeat 1-4 until convergence

4. Numerical results

In this section, we shall test our NFF methods with several benchmark test cases. We first present the performance of the methods to approximate Non Gaussian and mixed Gaussian processes. We shall also present inference examples to illustrate the advantage of our flow-based generative model over the PI-GAN methods proposed in [19]. To further demonstrate the efficiency of the NFF strategy, we solve forward and inverse stochastic partial differential equations. We use ReLU as the activation function in neural networks, since we use the variational form of the stochastic pde and we do not need to take the higher order derivative compared with the strong formulation loss function. We assume the sensors are placed equidistantly in the physical domain for simplicity but the sensors can be random located for different snapshot during the training process, which is different from PI-GAN. The feed forward DNNs for the coupling flows \mathcal{F} have six hidden layers with 128 neurons, while the DNNs used for the expansion coefficients have four layers with 128 neurons. The algorithms are implemented with Pytorch and the Adam optimizer with learning rate 0.001 is used to train the DNN.

4.1. Application to approximate stochastic field

We first present the performance of the NFF model for approximating Non Gaussian stochastic processes and mixed Gaussian processes.

4.1.1. Case 1: Non-Gaussian stochastic field.

Consider the following Non-Gaussian processes

$$k(x, \omega) = \exp(\bar{k}(x, \omega)), \quad \bar{k}(x, \omega) \sim \mathcal{GP}\left(0, \sigma_c^2 \exp\left(-\frac{(x-x')^2}{2l_c^2}\right)\right), \quad x, x' \in \mathcal{D} = [-1, 1] \quad (21)$$

where $\sigma_c = 1/\sqrt{2}$ is the standard deviation of \bar{k} and l_c is the correlation length. There are totally 12 evenly spaced sensors. Moreover, for each snapshot, only measurements of randomly selecting N_k ($N_k < 12$) sensors are available.

We consider here the choices $l_c = 0.5, 0.2$ and $N_k = 6, 11$. For each choice, the number of snapshots is 10^3 , and we stop the training after 400 epochs with batch size 128. The number of KL expansion is taken as $M = 30$. We generate 1×10^5 sample paths from the trained NFF model and calculate its spectra, i.e., the eigenvalues of the covariance matrices from the principal component analysis. The results are summarized in Fig. 4, where the relative errors of estimated mean and standard deviation of $k(x, \omega)$ are calculated as

$$\text{relative error in mean} = \frac{\|\mu(x) - \hat{\mu}(x)\|_2}{\|\mu(x)\|_2}, \quad (22)$$

$$\text{relative error in std} = \frac{\|\sigma(x) - \hat{\sigma}(x)\|_2}{\|\sigma(x)\|_2} \quad (23)$$

with $\mu(x) = \mathbb{E}_\omega[k(x, \omega)]$ and $\sigma(x) = \text{cov}_\omega[k(x, \omega)]$. It is noticed that the learned field matches well with the target field, even with very few sensor locations.

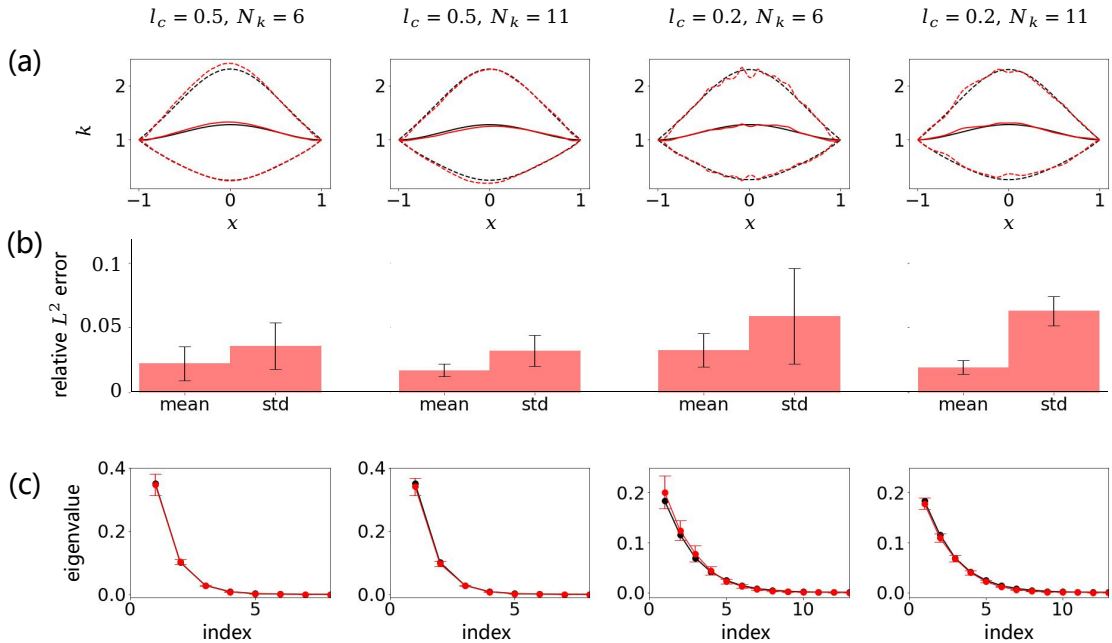


Figure 4: Estimation results of the Non-Gaussian stochastic field (21) for different choices of the correlation length l_c and the number of effective sensors N_k . (a) The mean $\mu(x)$ (solid lines) and standard deviation $\sigma(x)$ (dashed lines) of $k(x, \omega)$ calculated from true models (black) and NFFs (red). (b) Relative errors of $\mu(x)$ and $\sigma(x)$ given by NFFs, where bars represent the averages and error bars over 10 independent experiments. (c) Spectra of the correlation structure for the generated processes of different correlation, where the black lines represent the true values of the top eigenvalues, and the red lines indicate the corresponding mean values and standard errors of the estimated eigenvalues calculated from 10 independent experiments.

4.1.2. Case 2: Mixed Non-Gaussian stochastic field.

To further demonstrate the efficiency of the NFF model, we consider the approximation of the following mixed Non-Gaussian stochastic field with

$$k(x, \omega) = \exp\left(\frac{3}{10} (\bar{k}(x, \omega) + m(x, \omega))\right) \quad (24)$$

where $\bar{k}(x, \omega)$ is defined as in (21) with $\sigma_c = 1$ and $l_c = 0.2$, and

$$m(x, \omega) = \begin{cases} \sin \frac{\pi x}{2}, & \text{with prob. } 0.5 \\ -\sin \frac{\pi x}{2}, & \text{with prob. } 0.5 \end{cases} \quad (25)$$

We generate 10^3 snapshots with 13 sensors equally spaced in $[-1, 1]$, where only $N_k = 7$ sensor measurements are collected for each snapshot. The batch size in all our test cases is 128. The Number of KL expansion is taken as $M = 30$. We stop the training after 400 epochs. The results are illustrated in the first column of Fig. 5.

As be seen from (24), $k(x, \omega)$ has two modes

$$\omega_L \sim \omega \left| \int_{-1}^0 k(x, \omega) dx \geq \int_0^1 k(x, \omega) dx, \right. \quad (26)$$

$$\omega_R \sim \omega \left| \int_{-1}^0 k(x, \omega) dx < \int_0^1 k(x, \omega) dx. \right. \quad (27)$$

Hence, we also compare the statistical properties of $k(x, \omega)$ conditional on the two modes and those estimated by the NFF in the second and third columns of Fig. 5. Again, the learned field yields good agreements with the target field.

4.1.3. Case 3: Inference and prediction after learning

In this section, we show the inference/prediction capability of the NFF model. According to Algorithm 1, given a snapshot of n measurements $\{k(x_1, \omega), \dots, k(x_n, \omega)\}$, we can compute the conditional distributions of new n' locations after leaning. We assume we have a random measurement located at $x \in [-1, 1]$ from mixed Gaussian process in (24), then we infer the posterior mean and variance on new location. We plot the inferred mean and variance in Fig.6 from the inference models, which show good match with the true value. This indicates that the NFF models admit very good capability for inference/prediction. We remark again that unlike the PI-GAN model, sensor locations are not assumed to be fixed in our NFF model.

4.2. Application to 1-d sPDEs

We consider the following one-dimensional stochastic elliptic equation:

$$-\frac{d}{dx} \left(k(x; \omega) \frac{d}{dx} u(x; \omega) \right) = f(x; \omega), \quad x \in [-1, 1] \text{ and } \omega \in \Omega, \quad (28)$$

$$u(-1) = u(1) = 0.$$

The randomness come form the mixed non-Gaussian $k(x; \omega)$ and the Gaussian forcing term $f(x; \omega)$, which are modeled as the following stochastic processes:

$$k(x, \omega) = \exp\left[\frac{3}{10} (\bar{k}(x, \omega) + m(x, \omega))\right], \quad (29)$$

$$f(x, \omega) \sim \mathcal{GP}\left(\frac{1}{2}, \frac{9}{400} \exp(-25(x - x')^2)\right),$$

where $\bar{k}(x, \omega)$ is defined as in (21) with $\sigma_c = 1$ and $l_c = 0.2$, and $m(x, \omega)$ is given by (25). We will demonstrate the effectiveness of solving (28) with the physics-informed NFF algorithm 2 for both forward and inverse problems.

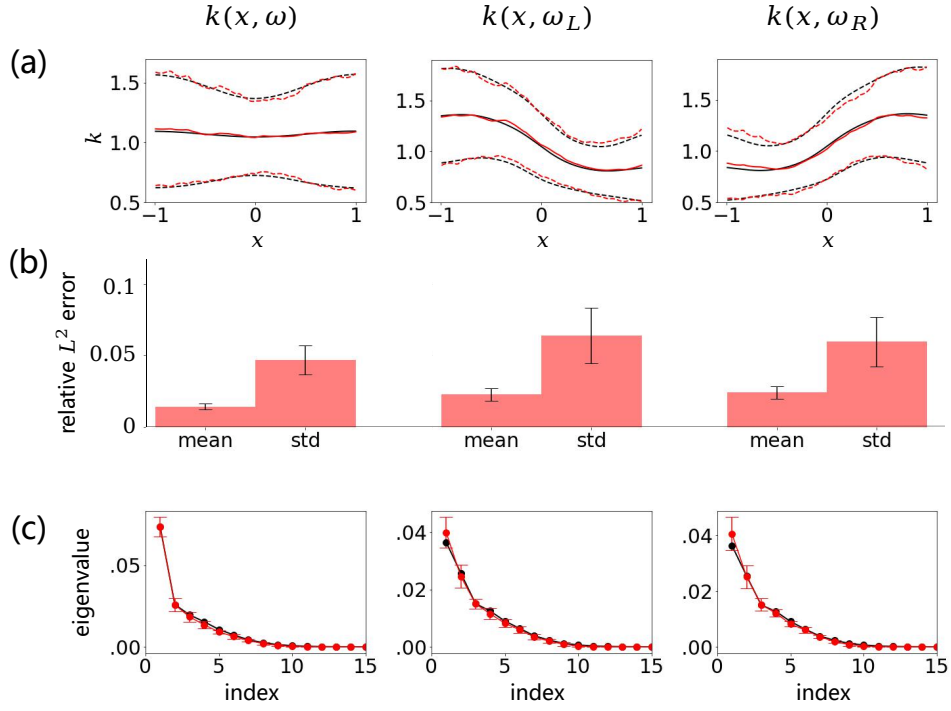


Figure 5: Estimation results of the Mixed Non-Gaussian stochastic field (24). (a) The mean $\mu(x)$ (solid lines) and standard deviation $\sigma(x)$ (dashed lines) calculated from true models (black) and NFFs (red). (b) Relative errors of $\mu(x)$ and $\sigma(x)$ given by NFFs, where bars represent the averages and error bars over 10 independent experiments. (c) Spectra of the correlation structure for the generated processes, where the black lines represent the true values of the top eigenvalues, and the red lines indicate the corresponding mean values and standard errors of the estimated eigenvalues calculated from 10 independent experiments.

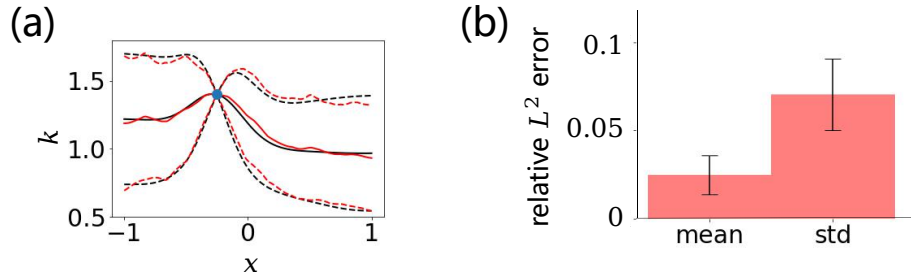


Figure 6: (a) The posterior mean $\mu(x) = \mathbb{E}[k(x, \omega) | k(x_1, \omega) = k_1]$ (solid lines) and standard deviation $\sigma(x) = \text{cov}[k(x, \omega) | k(x_1, \omega) = k_1]$ (dashed lines) of $k(x, \omega)$ for given $k(x_1, \omega) = k_1$ calculated from true models (black) and the inference results via the NFF (red). (b) Relative errors of $\mu(x)$ and $\sigma(x)$ given by NFFs, where bars represent the averages and error bars over 10 independent experiments.

4.2.1. Case 1: Forward problem.

In this case, we place 13 sensors of $k(x, \omega)$ and 21 sensors of $f(x, \omega)$ in the physical domain. For each snapshot, measurements of $N_k = 7$ sensors of $k(x, \omega)$ and $N_f = 11$ sensors of $f(x, \omega)$ are available. The results are shown in Figs. 7 and 8 respectively, including the mean and standard variation calculated via the physics informed NFF model, the relative L^2 error and the spectra of the correlation structure for the generated process.

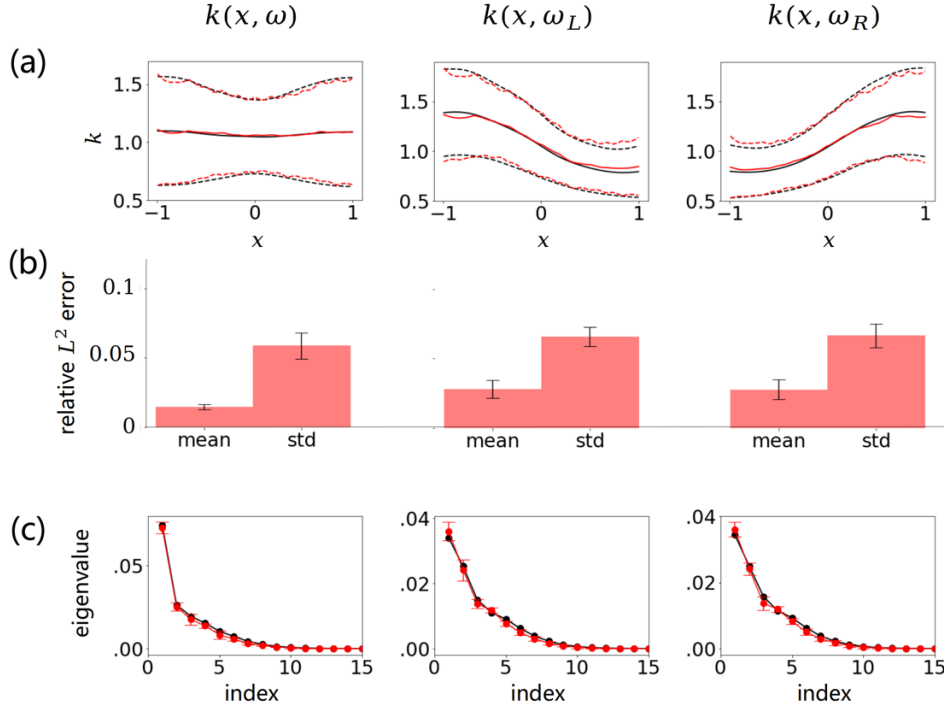


Figure 7: Computation results of $k(x, \omega)$ for the forward stochastic PDE (28). (a) The mean $\mu(x)$ (solid lines) and standard deviation $\sigma(x)$ (dashed lines) calculated from MC simulation (black) and NFFs (red). (b) Relative errors of $\mu(x)$ and $\sigma(x)$ given by NFFs, where bars represent the averages and error bars over 10 independent experiments. (c) Spectra of the correlation structure for the generated processes, where the black lines represent the values of the top eigenvalues calculated via the MC simulation, and the red lines indicate the corresponding mean values and standard errors of the estimated eigenvalues calculated from 10 independent experiments.

4.2.2. Case 2: Inverse and mixed problems.

We solve (28) here again but now we assume that we have some extra information on the solution $u(x; \omega)$ but incomplete information of the diffusion coefficient $k(x; \omega)$. In addition, $f(x, \omega) \equiv 1$. Specifically, we consider two scenarios of sensor placements: 1): inverse problem: $N_k = 1$ (at $x = 0$), $N_u = 7$ (selected from 13 sensors); 2): mixed problem: $N_k = 3$ (selected from 5 sensors), $N_u = 5$ (selected from 9 sensors). we use 1000 snapshots for training and set the batch size to be 128 and the input random dimension to be 40. In Fig. 9, we compare the relative errors with reference solutions calculated from Monte Carlo sample paths.

For both cases, we can see that the numerical errors are in the same order of magnitude with the MC method, showing the effectiveness of the NFF models for solving forward/inverse SPDEs problems.

4.3. Application to 2-d sPDEs

We finally consider the two-dimensional stochastic elliptic equation as following

$$-\nabla \cdot (k(x, \omega) \nabla u(x, \omega)) = 1, \quad x \in \mathcal{D} = [0, 1]^2,$$

$$u(x, \omega) = 0, \quad x \in \partial \mathcal{D},$$

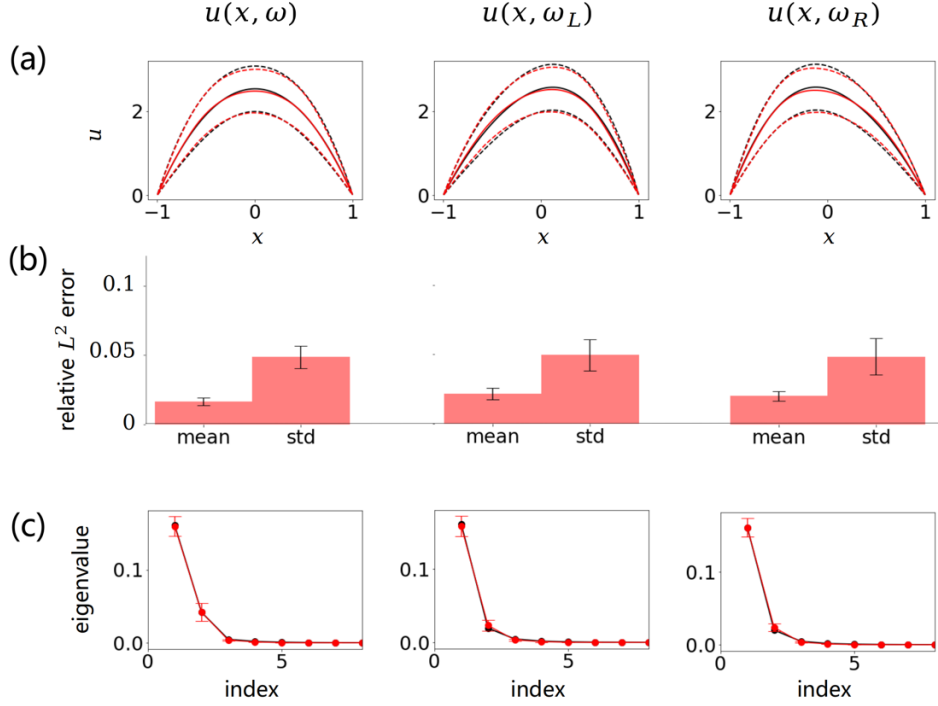


Figure 8: Computation results of $u(x, \omega)$ for the forward stochastic PDE (28). (a) The mean $\mu(x)$ (solid lines) and standard deviation $\sigma(x)$ (dashed lines) calculated from MC simulation (black) and NFFs (red). (b) Relative errors of $\mu(x)$ and $\sigma(x)$ given by NFFs, where bars represent the averages and error bars over 10 independent experiments. (c) Spectra of the correlation structure for the generated processes, where the black lines represent the true values of the top eigenvalues calculated via the MC simulation, and the red lines indicate the corresponding mean values and standard errors of the estimated eigenvalues calculated from 10 independent experiments.

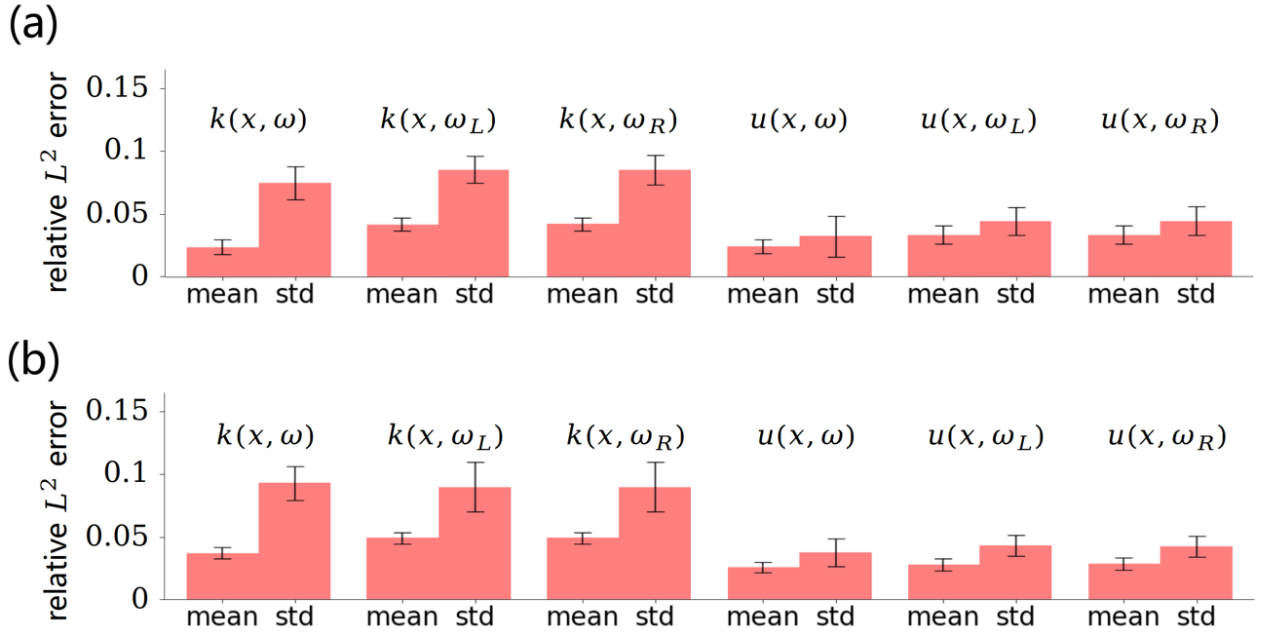


Figure 9: Relative errors of the inferred mean and standard deviation for both $k(x, \omega)$ and $u(x, \omega)$. (a) inverse problem and (b) mixed problem, where bars represent the averages and error bars over 10 independent experiments.

where $k(x, \omega) = \exp(\bar{k}(x, \omega))$ and

$$\bar{k}(x, \omega) \sim \mathcal{GP}(0, \exp(-16\|x_1 - x_2\|^2)).$$

we place 51 sensors of $k(x, \omega)$ in the physical domain, and generate 1000 snapshots for training, where measurements of $N_k = 30$ sensors are available for each snapshot. The results of applying the physics informed NFF to the forward problem are shown in Fig. 10.

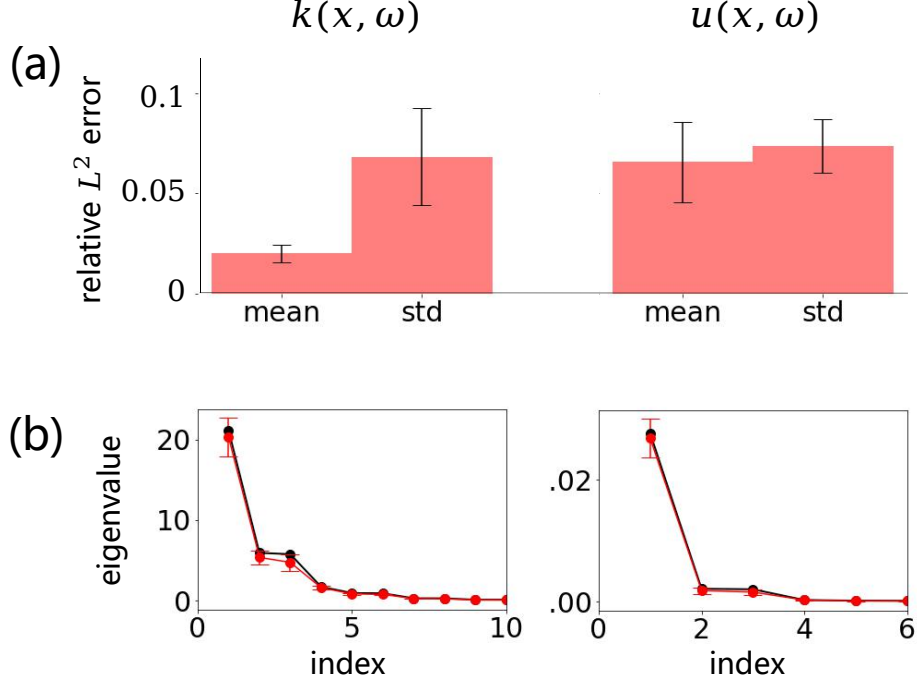


Figure 10: (a) Relative errors of means and standard deviations of $k(x, \omega)$, $u(x, \omega)$ given by NFFs, where bars represent the averages and error bars over 10 independent experiments. (b) Spectra of the correlation structure for the generated processes, where the black lines represent the values of the top eigenvalues calculated via the MC simulation, and the red lines indicate the corresponding mean values and standard errors of the estimated eigenvalues calculated from 10 independent experiments.

5. Summary

We have presented the *normalizing field flows* for learning random fields from scattered measurements. Our NFF models are constructed by using a bijective transformation (a normalizing flow characterizing by neural networks) between a reference random field (say, a Gaussian random field with the Karhunen-Loève (KL) expansion structure) and the target stochastic field. The NFF model is fully data driven, and it can be used to solve data-driven forward, inverse, and mixed forward/inverse stochastic partial differential equations in a unified framework. Moreover, unlike the setting of direct DNN based solvers for SDEs (e.g., [19]), sensor locations are not assumed to be fixed for different snapshots in our flow model. When the physics informed NFF model is adopted to learn random fields in UQ problems, it can alleviate the *curse of dimensionality* that appears in most traditional approaches (such as polynomial chaos). We demonstrate the capability of the proposed NFF model for learning Non Gaussian processes, mixed Gaussian processes, forward and inverse stochastic partial differential equations. In our future works, we shall use the NFF model to deal with time-dependent problems and problems with complex solution structures (such as multi-scales).

Acknowledgement

The first author is supported by the NSF of China (under grant numbers 12071301, 11671265) and Shanghai science innovation project (No. 20JC1412500). The second author is supported by Shanghai science and technology committee (No.20JC1413500) and the fundamental research funds for the central universities of China (No. 22120210133). The last author is supported by the National Key R&D Program of China (2020YFA0712000), the NSF of China (under grant numbers 11822111, 11688101), the science challenge project (No. TZ2018001), and youth innovation promotion association (CAS).

References

References

- [1] D. Xiu, G. E. Karniadakis, The wiener-asky polynomial chaos for stochastic differential equations, *SIAM J. Sci. Comput.* 24 (2002) 619–644.
- [2] Z. N. Bilionis I, Bayesian uncertainty propagation using gaussian processes, *Handbook of Uncertainty Quantification* (2016, 1-45).
- [3] L. Guo, A. Narayan, T. Zhou, Constructing least-squares polynomial approximations, *SIAM Review* 62 (2020).
- [4] T. Graepel, Solving noisy linear operator equations by Gaussian processes: Application to ordinary and partial differential equations, in: *International Conference on Machine Learning* (2003), pp. 234–241.
- [5] S. Särkkä, Linear operators and stochastic partial differential equations in gaussian process regression, in: *International Conference on Artificial Neural Networks* (2011), Springer, pp. 151–158.
- [6] M. Raissi, P. Perdikaris, G. E. Karniadakis, Numerical Gaussian processes for time-dependent and nonlinear partial differential equations, *SIAM Journal on Scientific Computing* 40 (2018) A172–A198.
- [7] I. E. Lagaris, A. C. Likas, D. I. Fotiadis, Artificial neural networks for solving ordinary and partial differential equations, *IEEE Transactions on Neural Networks* 9 (1998) 987–1000.
- [8] I. E. Lagaris, A. C. Likas, D. G. Papageorgiou, Neural-network methods for boundary value problems with irregular boundaries, *IEEE Transactions on Neural Networks* 11 (2000) 1041–1049.
- [9] Y. Khoo, J. Lu, L. Ying, Solving parametric PDE problems with artificial neural networks, *arXiv preprint* (2017) arXiv:1707.03351.
- [10] M. Raissi, P. Perdikaris, G. E. Karniadakis, Physics informed deep learning (part I): Data-driven solutions of nonlinear partial differential equations, *arXiv preprint* (2017) arXiv:1711.10561.
- [11] A. M. Stuart, Inverse problems: A Bayesian perspective, *Acta Numerica* 19 (2010) 451–559.
- [12] Y. Zhu, N. Zabaras, Bayesian deep convolutional encoder-decoder networks for surrogate modeling and uncertainty quantification, *Journal of Computational Physics* 366 (2018) 415–447.
- [13] S. H. Rudy, S. L. Brunton, J. L. Proctor, J. N. Kutz, Data-driven discovery of partial differential equations, *Science Advances* 3 (2017) e1602614.
- [14] M. Raissi, P. Perdikaris, G. E. Karniadakis, Physics informed deep learning (part II): Data-driven discovery of nonlinear partial differential equations, *arXiv preprint* (2017) arXiv:1711.10566.
- [15] M. Raissi, G. Karniadakis, Hidden physics models: Machine learning of nonlinear partial differential equations, *Journal of Computational Physics* 357 (2018) 125–141.
- [16] A. M. Tartakovsky, C. O. Marrero, P. Perdikaris, G. D. Tartakovsky, D. Barajas-Solano, Learning parameters and constitutive relationships with physics informed deep neural networks, *arXiv preprint* (2018) arXiv:1808.03398v2.

- [17] W. E. J. Han, A. Jentzen, Deep learning-based numerical methods for high-dimensional parabolic partial differential equations and backward stochastic differential equations, arXiv preprint (2017) arXiv:1706.04702.
- [18] D. Zhang, L. Lu, L. Guo, G. E. Karniadakis, Quantifying total uncertainty in physics-informed neural networks for solving forward and inverse stochastic problems, arXiv preprint (2018) arXiv:1809.08327.
- [19] L. Yang, D. Zhang, G. E. Karniadakis, Physics-informed generative differential generative adversarial networks for stochastic differential equations, SIAM Journal on Scientific Computing 42 (2020) A292–A317.
- [20] D. P. Kingma, P. Dhariwal, Glow: Generative flow with invertible 1x1 convolutions, nips (2018) 10215–10224.
- [21] J. Ho, X. Chen, A. Srinivas, Y. Duan, P. Abbeel, Flow++: Improving flow-based generative models with variational dequantization and architecture design, Proceedings of the 36th International Conference on Machine Learning PMLR 97 (2019) 2722–2730.
- [22] P. Esling, N. Masuda, A. Bardet, R. Despres, A. Chemla-Romeu-Santos, Universal audio synthesizer control with normalizing flows, arXiv:1907.00971 (2019).
- [23] S. Kim, S. gil Lee, J. Song, J. Kim, S. Yoon, Flowavenet : A generative flow for raw audio, Proceedings of the 36th International Conference on Machine Learning PMLR 97 (2019) 3370–3378.
- [24] D. Koller, N. Friedman, Probabilistic Graphical Models, MIT Press, Cambridge, MA, 2009.
- [25] F. Noé, S. Olsson, J. Köhler, H. Wu, Boltzmann generators – sampling equilibrium states of many-body systems with deep learning, Science 38 (2019).
- [26] I. Kobyzev, S. Prince, M. Brubaker, Normalizing flows: An introduction and review of current methods, IEEE Transactions on Pattern Analysis and Machine Intelligence (2020) 1–1.
- [27] A. V. L. A. U. K. Stefan T. Radev, Ulf K. Mertens, Bayesflow: Learning complex stochastic models with invertible neural networks, Arxiv (2020) arXiv:2003.06281.
- [28] G. Padmanabha, NicholasZabaras, Solving inverse problems using conditional invertible neural networks, Journal of Computational Physics 433 (2021) 110194.
- [29] L. Dinh, D. Krueger, Y. Bengio, Nice: Non-linear independent components estimation, arXiv:1410.8516 (2015).
- [30] L. Dinh, J. Sohl-Dickstein, S. Bengio, Density estimation using real nvp, arXiv:1605.08803 (2017).
- [31] N. J. Higham, Accuracy and stability of numerical algorithms, SIAM, 2002.
- [32] D. A. Harville, Matrix algebra from a statistician’s perspective, Taylor & Francis, 1998.
- [33] A. Paszke, S. Gross, S. Chintala, G. Chanan, E. Yang, Z. DeVito, Z. Lin, A. Desmaison, L. Antiga, A. Lerer, Automatic differentiation in pytorch (2017).
- [34] K. E. M. Kharazmi E, Zhang, Z, hp-vpinns: Variational physics-informed neural networks with domain decomposition, arXiv.org (2020, arXiv:2003.05385).

Appendix A. Calculation of μ_ξ and Σ_ξ

Let $\tilde{z}_i = z_i - A(x_i)$. According to (11), the joint distribution of ξ and $\tilde{z}_{1:n}$ is a multivariate normal distribution with mean zero and covariance matrix

$$\text{cov} \begin{pmatrix} \xi \\ \tilde{z}_1 \\ \vdots \\ \tilde{z}_N \end{pmatrix} = \begin{bmatrix} \mathbf{I}_M & B(\mathbf{X})^\top \\ B(\mathbf{X}) & B(\mathbf{X})B(\mathbf{X})^\top + \text{diag}(C(\mathbf{X}))^2 \end{bmatrix},$$

where

$$B(\mathbf{X}) = \begin{pmatrix} B(x_1) \\ \vdots \\ B(x_n) \end{pmatrix}, \quad C(\mathbf{X}) = \begin{pmatrix} C(x_1) \\ \vdots \\ C(x_n) \end{pmatrix}.$$

Thus,

$$\mu_\xi = B(\mathbf{X})^\top \left(B(\mathbf{X})B(\mathbf{X})^\top + \text{diag}(C(\mathbf{X}))^2 \right)^{-1} \tilde{\mathbf{Z}}, \quad (\text{A.1})$$

$$\Sigma_\xi = \mathbf{I}_M - B(\mathbf{X})^\top \left(B(\mathbf{X})B(\mathbf{X})^\top + \text{diag}(C(\mathbf{X}))^2 \right)^{-1} B(\mathbf{X}) \quad (\text{A.2})$$

with

$$\tilde{\mathbf{Z}} = \begin{pmatrix} z_1 - A(x_1) \\ \vdots \\ z_n - A(x_n) \end{pmatrix}.$$

Appendix B. Likelihood for scalar valued NFF

For $D_k = 1$, we model $(k(x, \omega), v(x, \omega))$ as

$$(k(x, \omega), v(x, \omega)) = F_{ZK}(z(x, \omega), \zeta(x, \omega), x),$$

where $z(x, \omega)$ is a Gaussian process as defined in (11), $\zeta(x, \omega) \stackrel{\text{iid}}{\sim} \mathcal{N}(0, 1)$, and $F_{ZK}(\cdot, \cdot, x) = F_{KZ}^{-1}(\cdot, \cdot, x)$ is an invertible map from \mathbb{R}^2 to \mathbb{R}^2 constructed by a RealNVP.

For a snapshot of sensor measurements $k_{1:N}^s$, we can draw $v_{1:N}^s$ independently from $\mathcal{N}(0, 1)$ and calculate the log-likelihood of $k_{1:N}^s$ and $v_{1:N}^s$ as

$$\log \mathbb{P}(k_{1:N}^s, v_{1:N}^s | x_{1:N}^s) = \log \mathcal{N}(z_{1:N}^s | \mu^s, \Sigma^s) + \sum_{i=1}^N \log \mathcal{N}(\zeta_i | 0, 1) + \sum_{i=1}^N \log \left| \det \frac{\partial F_{KZ}(k_i^s, v_i^s, x_i^s)}{\partial (k_i^s, v_i^s)} \right|. \quad (\text{B.1})$$

The corresponding NFF method is summarized in Algorithm 3.

Algorithm 3 NFF for scalar valued stochastic field

Learning:

- 1. Specify the training set

$$\{k_{1:N}^s\}_{s=1}^{N_s} = \{(k_1^s, \dots, k_N^s)\}_{s=1}^{N_s} = \{(k(x_i^s, \omega^s))_{i=1}^N\}_{s=1}^{N_s}$$

- 2. Sample N_b snapshots $\{(x_{1:N}^s, k_{1:N}^s)\}_{s=1}^{N_b}$ from the above training data, and sample $\{(v_{1:N}^s)\}_{s=1}^{N_b}$ from $\mathcal{N}(0, 1)$
- 3. Calculate the loss

$$\mathcal{L}_{\text{data}} = -\frac{1}{N_b} \sum_{s=1}^{N_b} \log \mathbb{P}(k_{1:N}^s, v_{1:N}^s | x_{1:N}^s)$$

for $\{(x_{1:N}^s, k_{1:N}^s, v_{1:N}^s)\}_{s=1}^{N_b}$ via (B.1)

- 4. Let $W \leftarrow \text{Adam}(W - \eta \frac{\partial \mathcal{L}_{\text{data}}}{\partial W})$ to update all the involved parameters W in (14), η is the learning rate
- 5. Repeat **Step 2-4** until convergence

Inference/Prediction after learning:

Input: A snapshot of sensor measurements $\{k(x_1, \omega), \dots, k(x_n, \omega)\}$

Output: Samples of the conditional distribution of $\{k(x_{n+1}, \omega), \dots, k(x_{n+n'}, \omega)\}$

- 1. Draw $v_i \sim \mathcal{N}(0, 1)$ and calculate $(z_i, \zeta_i) = \mathcal{F}_{KZ}(k_i, v_i, x)$ for $i = 1, \dots, n$ given a snapshot of sensor measurements $\{k(x_1, \omega), \dots, k(x_n, \omega)\}$
 - 2. Calculate the posterior mean μ_ξ and covariance matrix Σ_ξ of ξ by (A.1, A.2)
 - 3. Sample $\xi \sim \mathcal{N}(\mu_\xi, \Sigma_\xi)$ and $\epsilon_i \sim \mathcal{N}(0, I)$ for $i = n+1, \dots, n+n'$
 - 4. Calculate $z_i = z(x_i, \xi, \epsilon_i)$ for $i = n+1, \dots, n+n'$
 - 5. Sample $\zeta_i \sim \mathcal{N}(0, I)$ and calculate $(k_i, v_i) = \mathcal{F}_{ZK}(z_i, \zeta_i, x_i)$ for $i = n+1, \dots, n+n'$
 - 6. Repeat **Steps 1-5**
-

Appendix C. Loss functions for physics-informed NFF
Appendix C.1. Likelihood loss

For a snapshot s , we have $(z_{k,1:N_k}^s, z_{f,1:N_f}^s, z_{u,1:N_u}^s) \sim \mathcal{N}(\mu^s, \Sigma^s)$ with

$$\mu^s = \begin{pmatrix} A(x_{k,1}^s) \\ \vdots \\ A(x_{k,N_k}^s) \\ A(x_{f,1}^s) \\ \vdots \\ A(x_{f,N_f}^s) \\ A(x_{u,1}^s) \\ \vdots \\ A(x_{u,N_u}^s) \end{pmatrix}, \quad \Sigma^s = \begin{pmatrix} B(x_{k,1}^s) \\ \vdots \\ B(x_{k,N_k}^s) \\ B(x_{f,1}^s) \\ \vdots \\ B(x_{f,N_f}^s) \\ B(x_{u,1}^s) \\ \vdots \\ B(x_{u,N_u}^s) \end{pmatrix} \begin{pmatrix} B(x_{k,1}^s) \\ \vdots \\ B(x_{k,N_k}^s) \\ B(x_{f,1}^s) \\ \vdots \\ B(x_{f,N_f}^s) \\ B(x_{u,1}^s) \\ \vdots \\ B(x_{u,N_u}^s) \end{pmatrix}^\top + \text{diag} \begin{pmatrix} C(x_{k,1}^s) \\ \vdots \\ C(x_{k,N_k}^s) \\ C(x_{f,1}^s) \\ \vdots \\ C(x_{f,N_f}^s) \\ C(x_{u,1}^s) \\ \vdots \\ C(x_{u,N_u}^s) \end{pmatrix}^2,$$

and

$$\begin{aligned}
\log \mathbb{P}\left(k_{1:N_k}^s, f_{1:N_f}^s, u_{1:N_u}^s | x_{k,1:N_k}^s, x_{f,1:N_f}^s, x_{u,1:N_u}^s\right) &= \log \mathcal{N}\left(z_{k,1:N_k}^s, z_{f,1:N_f}^s, z_{u,1:N_u}^s | \boldsymbol{\mu}^s, \boldsymbol{\Sigma}^s\right) \\
&+ \sum_{i=1}^{N_k} \log \left| \det \frac{\partial F_{KZ}(k_i^s, x_{k,i}^s)}{\partial k_i^s} \right| \\
&+ \sum_{i=1}^{N_f} \log \left| \det \frac{\partial F_{FZ}(f_i^s, x_{f,i}^s)}{\partial f_i^s} \right| \\
&+ \sum_{i=1}^{N_u} \log \left| \det \frac{\partial F_{UZ}(u_i^s, x_{u,i}^s)}{\partial f_u^s} \right|.
\end{aligned}$$

Appendix C.2. Likelihood for scalar valued NFFs

Suppose that $k(x, \omega)$, $f(x, \omega)$, $u(x, \omega)$ are scalar valued, and F_{KZ} , F_{FZ} , F_{UZ} are all constructed by normalizing flows with two inputs and two outputs. For N_b snapshots $\left\{k_{1:N_k}^s, f_{1:N_f}^s, u_{1:N_u}^s\right\}_{s=1}^{N_b}$ sampled from the training data, we can draw $\left\{v_{k,1:N_k}^s, v_{f,1:N_f}^s, v_{u,1:N_u}^s\right\}_{s=1}^{N_b}$ from $\mathcal{N}(0, 1)$, let

$$\begin{aligned}
(z_{k,i}^s, \zeta_{k,i}^s) &= F_{KZ}(k_i^s, v_{k,i}^s), \\
(z_{f,i}^s, \zeta_{f,i}^s) &= F_{FZ}(f_i^s, v_{f,i}^s), \\
(z_{u,i}^s, \zeta_{u,i}^s) &= F_{UZ}(u_i^s, v_{u,i}^s),
\end{aligned}$$

and calculate

$$\mathcal{L}_{\text{data}} = -\frac{1}{N_b} \sum_{s=1}^{N_b} \log \mathbb{P}\left(k_{1:N_k}^s, v_{k,1:N_k}^s, f_{1:N_f}^s, v_{f,1:N_f}^s, u_{1:N_u}^s, v_{u,1:N_u}^s | x_{k,1:N_k}^s, x_{f,1:N_f}^s, x_{u,1:N_u}^s\right)$$

with

$$\begin{aligned}
\log \mathbb{P}\left(k_{1:N_k}^s, v_{k,1:N_k}^s, f_{1:N_f}^s, v_{f,1:N_f}^s, u_{1:N_u}^s, v_{u,1:N_u}^s | x_{k,1:N_k}^s, x_{f,1:N_f}^s, x_{u,1:N_u}^s\right) &= \log \mathcal{N}\left(z_{k,1:N_k}^s, z_{f,1:N_f}^s, z_{u,1:N_u}^s | \boldsymbol{\mu}^s, \boldsymbol{\Sigma}^s\right) \\
&+ \log \mathcal{N}\left(\zeta_{k,1:N_k}^s, \zeta_{f,1:N_f}^s, \zeta_{u,1:N_u}^s | \mathbf{0}, \mathbf{I}_{N_k+N_f+N_u}\right) \\
&+ \sum_{i=1}^{N_k} \log \left| \det \frac{\partial F_{KZ}(k_i^s, x_{k,i}^s)}{\partial k_i^s} \right| \\
&+ \sum_{i=1}^{N_f} \log \left| \det \frac{\partial F_{FZ}(f_i^s, x_{f,i}^s)}{\partial f_i^s} \right| \\
&+ \sum_{i=1}^{N_u} \log \left| \det \frac{\partial F_{UZ}(u_i^s, x_{u,i}^s)}{\partial f_u^s} \right|
\end{aligned}$$

Appendix C.3. Equation loss

Here we only consider the stochastic elliptic equation

$$-\nabla \cdot (k(x, \omega) \nabla u(x, \omega)) = f(x, \omega),$$

and select the test function

$$h(x, c, r) = r^{-D_x} \cdot \mathbf{1}_{\|x-c\|_\infty \leq \frac{r}{2}}$$

where $r > 0$ is a constant and c is randomly chosen in \mathcal{D} so that the support set of $h(\cdot, c, r)$ is a subset of \mathcal{D} . It can be seen that $h(\cdot, c, r)$ defines a uniform distribution in the area $\{x | \|x - c\|_\infty \leq \frac{r}{2}\}$.

The variational equation loss is then defined as

$$\begin{aligned}\mathcal{L}_{\text{equ}} &= \mathbb{E}_{\omega, c} \left[(-\nabla \cdot (k(\cdot, \omega) \nabla u(\cdot, \omega)) - f(\cdot, \omega), h(\cdot, c, r))^2 \right] \\ &= \mathbb{E}_{\omega, c} \left[((k(\cdot, \omega) \nabla u(\cdot, \omega), \nabla h(\cdot, c, r)) - (f(\cdot, \omega), h(\cdot, c, r)))^2 \right],\end{aligned}$$

where the inner product $(f_1, f_2) \triangleq \int_{\mathcal{D}} f_1(x)^\top f_2(x) dx$.

We now discuss how to obtain unbiased estimates of the variational equation loss for $D_x = 1$ and 2.

Case 1: $D_x = 1$

For this case,

$$\begin{aligned}(k(\cdot, \omega) \nabla u(\cdot, \omega), \nabla h(\cdot, c, r)) &= r^{-1} \left(k(c - \frac{r}{2}, \omega) \nabla u(c - \frac{r}{2}, \omega) - k(c + \frac{r}{2}, \omega) \nabla u(c + \frac{r}{2}, \omega) \right), \\ (f(\cdot, \omega), h(\cdot, c, r)) &= \mathbb{E}_{x \sim h(\cdot, c, r)} [f(x, \omega)].\end{aligned}$$

Therefore, we can obtain the unbiased estimate of \mathcal{L}_{equ} by implementing the following steps:

1. Sample $\xi_{1:n}, \epsilon_{k,1:n}, \epsilon_{f,1:n}, \epsilon_{u,1:n}$ and $c_{1:n}$ from their prior distributions
2. Draw $x_i, x'_i \sim h(\cdot, c_i, r_i)$ for $i = 1, \dots, n$
3. Calculate

$$\begin{aligned}(k(\cdot, \xi_i, \epsilon_{k,i}) \nabla u(\cdot, \xi_i, \epsilon_{u,i}), \nabla h(\cdot, c, r)) &= r^{-1} k(c_i - \frac{r}{2}, \xi_i, \epsilon_{k,i}) \nabla u(c - \frac{r}{2}, \xi_i, \epsilon_{u,i}) \\ &\quad - r^{-1} k(c_i + \frac{r}{2}, \xi_i, \epsilon_{k,i}) \nabla u(c + \frac{r}{2}, \xi_i, \epsilon_{u,i})\end{aligned}$$

for $i = 1, \dots, n$.

4. Calculate

$$\hat{\mathcal{L}}_{\text{equ}} = \frac{1}{n} \sum_{i=1}^n \mathcal{L}_{\text{equ},i}$$

with

$$\begin{aligned}\mathcal{L}_{\text{equ},i} &= \left((k(\cdot, \xi_i, \epsilon_{k,i}) \nabla u(\cdot, \xi_i, \epsilon_{u,i}), \nabla h(\cdot, c, r)) - f(x_i, \xi_i, \epsilon_{f,i}) \right) \\ &\quad \cdot \left((k(\cdot, \xi_i, \epsilon_{k,i}) \nabla u(\cdot, \xi_i, \epsilon_{u,i}), \nabla h(\cdot, c, r)) - f(x'_i, \xi_i, \epsilon_{f,i}) \right)\end{aligned}$$

Case 2: $D_x = 2$

For the sake of convenience, we let $x = (a, b)^\top$ and $c = (\alpha, \beta)^\top$. We have

$$\nabla h(a, b, c, r) = \begin{pmatrix} r^{-2} \left(\delta(a - \alpha + \frac{r}{2}) - \delta(a - \alpha - \frac{r}{2}) \right) 1_{|b-\beta| \leq \frac{r}{2}} \\ r^{-2} \left(\delta(b - \beta + \frac{r}{2}) - \delta(b - \beta - \frac{r}{2}) \right) 1_{|a-\alpha| \leq \frac{r}{2}} \end{pmatrix}$$

and

$$\begin{aligned}(k(\cdot, \omega) \nabla u(\cdot, \omega), \nabla h(\cdot, c, r)) &= \iint k(a, b, \omega) \nabla_a u(a, b, \omega) \frac{\delta(a - \alpha + \frac{r}{2}) - \delta(a - \alpha - \frac{r}{2})}{r^2} 1_{|b-\beta| \leq \frac{r}{2}} da db \\ &\quad + \iint k(a, b, \omega) \nabla_b u(a, b, \omega) \frac{\delta(b - \beta + \frac{r}{2}) - \delta(b - \beta - \frac{r}{2})}{r^2} 1_{|a-\alpha| \leq \frac{r}{2}} da db \\ &= \mathbb{E}_{b \sim \mathcal{U}(\beta - \frac{r}{2}, \beta + \frac{r}{2})} \left[\frac{k(\alpha - \frac{r}{2}, b, \omega) \nabla_a u(\alpha - \frac{r}{2}, b, \omega) - k(\alpha + \frac{r}{2}, b, \omega) \nabla_a u(\alpha + \frac{r}{2}, b, \omega)}{r} \right] \\ &\quad + \mathbb{E}_{a \sim \mathcal{U}(\alpha - \frac{r}{2}, \alpha + \frac{r}{2})} \left[\frac{k(a, \beta - \frac{r}{2}, \omega) \nabla_b u(a, \beta - \frac{r}{2}, \omega) - k(a, \beta + \frac{r}{2}, \omega) \nabla_b u(a, \beta + \frac{r}{2}, \omega)}{r} \right]\end{aligned}$$

Then, the unbiased estimate of \mathcal{L}_{equ} can be obtained by the following steps:

1. Sample $\xi_{1:n}, \epsilon_{k,1:n}, \epsilon_{f,1:n}, \epsilon_{u,1:n}$ and $\alpha_{1:n}, \beta_{1:n}$ from their prior distributions
2. Draw $a_i, a'_i \sim \mathcal{U}(\alpha - \frac{r}{2}, \alpha + \frac{r}{2})$ and $b_i, b'_i \sim \mathcal{U}(\beta - \frac{r}{2}, \beta + \frac{r}{2})$ for $i = 1, \dots, n$
3. Calculate

$$\begin{aligned}
e_i &= r^{-1}k(\alpha_i - \frac{r}{2}, b_i, \xi_i, \epsilon_{k,i})\nabla_a u(\alpha_i - \frac{r}{2}, b_i, \xi_i, u_{k,i}) \\
&\quad - r^{-1}k(\alpha_i + \frac{r}{2}, b_i, \xi_i, \epsilon_{k,i})\nabla_a u(\alpha_i + \frac{r}{2}, b_i, \xi_i, u_{k,i}) \\
&\quad + r^{-1}k(a_i, \beta_i - \frac{r}{2}, \xi_i, \epsilon_{k,i})\nabla_b u(a_i, \beta_i - \frac{r}{2}, \xi_i, u_{k,i}) \\
&\quad - r^{-1}k(a_i, \beta_i + \frac{r}{2}, \xi_i, \epsilon_{k,i})\nabla_b u(a_i, \beta_i + \frac{r}{2}, \xi_i, u_{k,i}) \\
&\quad - f(a_i, b_i, \xi_i, \epsilon_{f,i}) \\
e'_i &= r^{-1}k(\alpha_i - \frac{r}{2}, b'_i, \xi_i, \epsilon_{k,i})\nabla_a u(\alpha_i - \frac{r}{2}, b'_i, \xi_i, u_{k,i}) \\
&\quad - r^{-1}k(\alpha_i + \frac{r}{2}, b'_i, \xi_i, \epsilon_{k,i})\nabla_a u(\alpha_i + \frac{r}{2}, b'_i, \xi_i, u_{k,i}) \\
&\quad + r^{-1}k(a'_i, \beta_i - \frac{r}{2}, \xi_i, \epsilon_{k,i})\nabla_b u(a'_i, \beta_i - \frac{r}{2}, \xi_i, u_{k,i}) \\
&\quad - r^{-1}k(a'_i, \beta_i + \frac{r}{2}, \xi_i, \epsilon_{k,i})\nabla_b u(a'_i, \beta_i + \frac{r}{2}, \xi_i, u_{k,i}) \\
&\quad - f(a'_i, b'_i, \xi_i, \epsilon_{f,i})
\end{aligned}$$

for $i = 1, \dots, n$.

4. Calculate

$$\hat{\mathcal{L}}_{\text{equ}} = -\frac{1}{n} \sum_{i=1}^n e_i e'_i.$$