

ThresholdNet: Pruning Tool for Densely Connected Convolutional Networks

Rui-Yang Ju
Tamkang University
jryjry1094791442@gmail.com

Ting-Yu Lin
National Cheng Kung University
tonylin0413@gmail.com

Jen-Shiun Chiang
Tamkang University
chiang@mail.tku.edu.tw

Abstract — Deep neural networks have made significant progress in the field of computer vision. Recent studies have shown that depth, width and shortcut connections of neural network architectures play a crucial role in their performance. One of the most advanced neural network architectures, DenseNet, has achieved excellent convergence rates through dense connections. However, it still has obvious shortcomings in the usage of amount of memory. In this paper, we introduce a new type of pruning tool, threshold, which refers to the principle of the threshold voltage in MOSFET. This work employs this method to connect blocks of different depths in different ways to reduce the usage of memory. It is denoted as ThresholdNet. We evaluate ThresholdNet and other different networks on datasets of CIFAR10. Experiments show that HardNet is twice as fast as DenseNet, and on this basis, ThresholdNet is 10% faster and 10% lower error rate than HardNet.

Keywords — Convolutional neural network, Computer vision, Deep learning, DenseNet, Supervised learning, Generative model, Pruning

I. INTRODUCTION

Convolutional neural network (CNN) has been popular for the applications of computer vision (CV) tasks. With the increasing hardware computing power, deep neural networks (DNN) like AlexNet [1], VGG-Net [2] and DenseNet [3] can be completed in a reasonable time. DenseNet can achieve faster convergence speed than that of the ResNet [4], but its shortcomings are also obvious. On the one hand, DenseNet needs frequent access to memory and is therefore more hardware-constrained; on the other hand, too deep network architecture may cause overfitting problems, resulting in lower accuracy. Therefore, how to increase computation efficiency and reduce the power consumption for neural networks become a critical issue. The latest DenseNet pruning study, HardNet [5], uses harmonic dense connections instead of dense connections, which greatly reduces the number of connections between layers and reduces the amount of memory. However, the accuracy of HardNet suffers to a certain extent because its indirectness neglects the connections of odd layers.

The contribution of this paper is to use a threshold to segment the convolutional layer of different depths. For convolutional layers with smaller depths, we can use dense connections or less pruning dense connections; for larger depths convolutional layers, we prefer to use harmonic dense connections. Therefore, the improved neural network can reduce the amount of memory while minimizing the accuracy impairment.

II. RELATED WORK

A. Convolutional neural networks

Since 2012, as a new model architecture, neural networks have achieved excellent results in various fields of CV. AlexNet, which consists of 8 convolutional layers, won the

ILSVRC-2012 image classification championship. It reduced the error rate on ImageNet dataset from 25.8% to 16.4%. In 2014, VGG-Net was introduced to easily extend the depth of neural networks to 20 levels, and the accuracy of image classification was greatly improved.

As networks go deeper, simply stacking layers would degrade its performance. In order to solve this problem, ResNet learns residual function $H(x) - x$ to replace target function $H(x)$ directly. ResNet can extend the depth to more than 100 layers, and the performance is further improved. On this basis, ResNeXt [6] published in CVPR2017 combines the architecture of Inception [7-9] (Split-transform-merge) to improve the accuracy without increasing the amount of parameters.

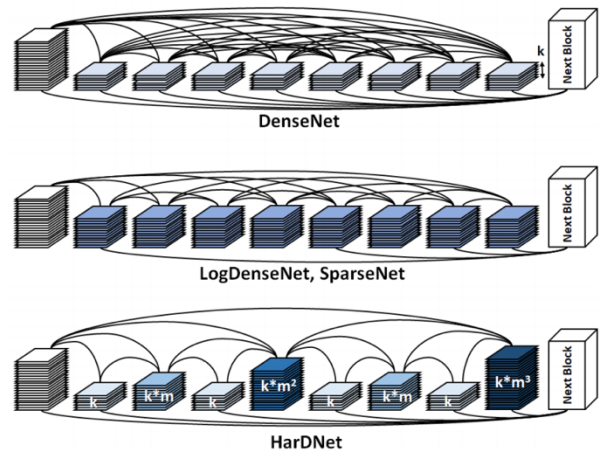


Fig. 1. Architectures of DenseNet, LogDenseNet, SparseNet, HardNet.

B. Densely connected convolution networks

The CVPR 2017 best paper DenseNet, based on the design concept of ResNet, proposes to realize the feature reuse through the connection of features on channels, and densely connects all the front layers with dense connections. DenseNet is composed of multiple dense blocks, each block is composed of several convolution layers. Each convolution layer generates growth rate (k) features, where k refers to the number of feature maps generated by the $H(x)$ function. As shown by DenseNet in Fig. 1, for an L -layer network, DenseNet contains $(L(L + 1))/2$ connections in total.

C. Harmonic densely connected networks

With the improvement of computing power and the expansion of datasets, scholars have started to train more complex networks, so how to reduce power consumption while ensuring computing efficiency has become a critical issue. In this case, HardNet replaces the dense connections in DenseNet with harmonic dense connections. As shown by HardNet in Fig. 1, the network is like multiple harmonics, and

the dense connections are pruned in a regular manner to effectively reduce the power consumption of the network architecture.

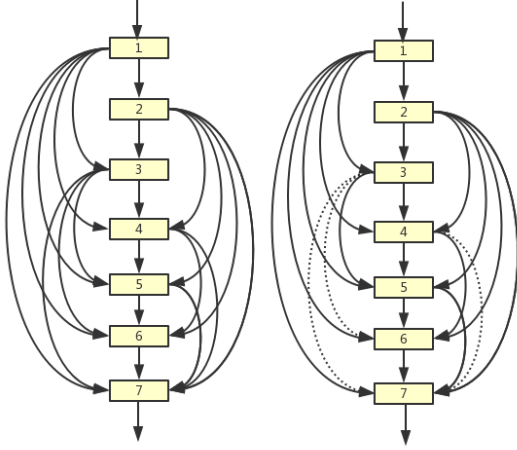


Fig. 2. The left figure is DenseNet, and the inputs to the layers are from all the previous layers; the right figure is SparseNet, and the dotted lines are dropped connections. The inputs to the layers are from at most two previous layers.

D. Sparse densely connected networks

In recent years, the research on DenseNet pruning has not stopped. Szegedy *et al.* [10] proposed another method to sparse DenseNet, who reduce the connections of the original L-layer DenseNet from $O(L^2)$ to $O(L)$. As shown in Fig. 2, the authors delete the connections in the middle layer based on dense connections in DenseNet and only keeps the farthest and nearest connections. The formula is as follows in (1):

$$x_i = H\left(x_0, x_1, \dots, x_{\frac{n}{2}}, x_{i-\frac{n}{2}}, \dots, x_{i-1}\right)$$

where n is the number of connections to be retained, and

$$i \leq \text{Threshold}, x_i = H([x_0, x_1, \dots, x_{i-1}]) \quad (1)$$

III. PROPOSED METHODS

This work proposes the concept of threshold, which makes the architecture of the deep neural networks more diversified. In addition, we propose a new network architecture based on DenseNet, HarDNet and SparseNet. The formula can be summarized in (2) and (3)

$$i \leq \text{Threshold}, x_i = H([x_0, x_1, \dots, x_{i-1}]) \quad (2)$$

$$i > \text{Threshold}, \begin{cases} \text{if } i \% 2 = 1, x_i = H([x_{i-1}]) \\ \text{else}, x_i = H([x_0, \dots, x_{i-2^m}]) \end{cases}$$

$$i \leq \text{Threshold}, x_i = H\left(x_0, x_1, \dots, x_{\frac{n}{4}}, x_{i-\frac{n}{4}}, \dots, x_{i-1}\right) \quad (3)$$

$$i > \text{Threshold}, \begin{cases} \text{if } i \% 2 = 1, x_i = H([x_{i-1}]) \\ \text{else}, x_i = H([x_0, \dots, x_{i-2^m}]) \end{cases}$$

A. Threshold

A threshold approach is proposed, whose threshold block sparses with more convolutional layers to varying degrees. The size of the threshold value is positively related to the complexity of the neural network. We then set the threshold to different values and obtain the corresponding neural network architecture according to changing the magnitude of the threshold. As shown in (2), we compare the i -th layer in the threshold block with the threshold value. If the value of i is smaller than the threshold value, then the dense connection mode will be maintained, and if the value of i is larger than the threshold value, the original connection method is replaced with a harmonic dense connection.

TABLE I. The connection when Threshold = 4 and Layer = 16

Layer	Connection	Layer	Connection
$n = 1$	0	$n = 9$	8
$n = 2$	0-1	$n = 10$	2-6-8-9
$n = 3$	0-1-2	$n = 11$	10
$n = 4$	0-1-2-3	$n = 12$	4-8-10-11
$n = 5$	4	$n = 13$	12
$n = 6$	4-5	$n = 14$	6-10-12-13
$n = 7$	6	$n = 15$	14
$n = 8$	0-4-6-7	$n = 16$	0-8-12-14-15

In addition, we propose a new connection method, as shown in (3). If the value of i is less than the threshold value, we sparse the original dense connections, and retain the connections between the nearest and farthest layers. In the formula, n is the value of threshold. It deletes the connection between $(n/4)$ and $(i-n/4)$, and it can reduce a total of $(i-n/2)$ connections. If the value of the threshold is greater, the number of sparse connections will be less, and the complexity of the neural network architecture will be higher, ensuring that the size of the threshold is positively correlated with the complexity of the neural network.

TABLE II. The connection when Threshold = 8 and Layer = 16

Layer	Connection	Layer	Connection
$n = 1$	0	$n = 9$	8
$n = 2$	0-1	$n = 10$	2-6-8-9
$n = 3$	0-1-2	$n = 11$	10
$n = 4$	0-1-2-3	$n = 12$	4-8-10-11
$n = 5$	0-1-2-3-4	$n = 13$	12
$n = 6$	0-1-2-4-5	$n = 14$	6-10-12-13
$n = 7$	0-1-2-5-6	$n = 15$	14
$n = 8$	0-1-2-6-7	$n = 16$	0-8-12-14-15

B. Sparsification and weighting

We set the values of the threshold to 4, 8 and 12, respectively, for sparse processing, and use the block with layer = 16 as the sparse object, and use sparse dense connection and harmonic dense connection to connect. As shown in TABLE I, threshold = 4 has the greatest degree of pruning, with a total of 38 connections; as shown in TABLE II, there are 51 connections when threshold = 8; as shown in

TABLE III, threshold = 12 has the smallest degree of pruning, with a total of 74 connections.

As shown in Fig. 3, for layers smaller than the threshold we will output all their channels, and for layers larger than the threshold we will only output odd-numbered layers. In order to increase the weight of the key layers, we do this by increasing their channels. The initial growth rate of the i -th layer is set to k , and let the number of channels in the even-numbered layer be $k \times m$, where m is the compression factor. If the input layer is 0 and $m = 2$, the channel ratio of each layer is 1 : 1, so set m to a value less than 2 to compress the number of channels in the even-numbered layers.

TABLE III. The connection when Threshold = 12 and Layer = 16

Layer	Connection	Layer	Connection
$n = 1$	0	$n = 9$	0-1-2-3-6-7-8
$n = 2$	0-1	$n = 10$	0-1-2-3-7-8-9
$n = 3$	0-1-2	$n = 11$	0-1-2-3-8-9-10
$n = 4$	0-1-2-3	$n = 12$	0-1-2-3-9-10-11
$n = 5$	0-1-2-3-4	$n = 13$	12
$n = 6$	0-1-2-3-4-5	$n = 14$	6-10-12-13
$n = 7$	0-1-2-3-4-5-6	$n = 15$	14
$n = 8$	0-1-2-3-5-6-7	$n = 16$	0-8-12-14-15

C. Threshold block and transition

The harmonic dense connection proposed by HardNet greatly prunes the dense connection of DenseNet, but it neglects the connection of the odd-numbered layers. All odd-numbered layers are only connected to the upper layer, which greatly affects the accuracy of the neural network. We find that the number of connections between the smaller i layers in the threshold block is not large enough to require extensive pruning, while the number of connections between the larger i layers is large enough to use harmonic dense connections.

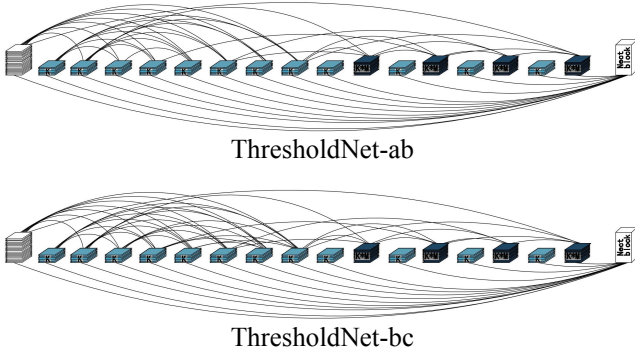


Fig. 3. (a) ThresholdNet-ab, (b) ThresholdNet-bc.

In this work, we propose two network architectures. As shown in Fig. 3, (a) is ThresholdNet-ab, here we set threshold = 8, use dense connections for layers less than the threshold value, and use harmonics for layers greater than the threshold value. On the other hand Fig. 3(b) is ThresholdNet-bc, here we set threshold = 8, use sparse dense connection for layers less than the threshold value, and a harmonic dense connection for layers greater than the threshold value.

As shown in TABLE IV, we proposed a new threshold block, followed by a 1×1 convolution layer, and did not add a pooling layer between the blocks that are segmented by the threshold.

D. Detailed architecture design

In order to compare with DenseNet121 in detail, we use ThresholdNet-ab as the network architecture and propose ThresholdNet_v1. Here, the BN-ReLU-Conv sequence is replaced by the standard sequence of Conv-BN-ReLU. In addition, we remove the 7×7 Conv used by DenseNet, instead of using two 3×3 Convs as the initial convolution layer. On this basis, we improved the depth of the network architecture and proposed a more complex ThresholdNet_v2.

TABLE IV. Detailed implementation parameters of the proposed architecture

Layers	Output Size	ThresholdNet_v1	ThresholdNet_v2
Convolution	112×112	3×3 conv, stride 2	
	112×112	3×3 conv, stride 1	
Pooling	56×56	3×3 max pool, stride 2	
Threshold Block (1)	56×56	$[3 \times 3 \text{ conv}] \times 6$	$[3 \times 3 \text{ conv}] \times 6$
Transition Layer (1)	56×56	1×1 conv	
	28×28	2×2 max pool, stride 2	
Threshold Block (2)	28×28	$[3 \times 3 \text{ conv}] \times 8$	$[3 \times 3 \text{ conv}] \times 12$
Transition Layer (2)	28×28	1×1 conv	
	14×14	2×2 max pool, stride 2	
Threshold Block (3)	14×14	$[3 \times 3 \text{ conv}] \times 12$	$[3 \times 3 \text{ conv}] \times 16$
Transition Layer (3)	14×14	1×1 conv	
Threshold Block (4)	14×14	$[3 \times 3 \text{ conv}] \times 16$	$[3 \times 3 \text{ conv}] \times 16$
Transition Layer (4)	14×14	1×1 conv	
	7×7	2×2 max pool, stride 2	
Threshold Block (5)	7×7	$[3 \times 3 \text{ conv}] \times 4$	$[3 \times 3 \text{ conv}] \times 4$
Classification Layer	1×1	1×1 average pool	
		1000D fully-connected, softmax	

In order to compare the improved architecture and the memory of DenseNet in detail, we followed the growth rate = 32 proposed by DenseNet121. In addition, we set the reduction of the output channel for layers smaller and larger than the threshold differently, with the reduction set to 0.5 for the densely connected part and 0.1 for the harmonic dense part.

TABLE V. Architecture comparison

DenseNet	ThresholdNet	
Layer	Layer	
24	12	16
$x_i = H([x_0, x_1, \dots, x_{i-1}])$	$x_i = H([x_0, x_1, \dots, x_{i-1}])$	$\begin{cases} \text{if } i \% 2 = 1, x_i = H([x_{i-1}]) \\ \text{else } x_i = H([x_0, \dots, x_{i-2^m}]) \end{cases}$
32	16	16
$x_i = H([x_0, x_1, \dots, x_{i-1}])$	$x_i = H([x_0, x_1, \dots, x_{i-1}])$	$\begin{cases} \text{if } i \% 2 = 1, x_i = H([x_{i-1}]) \\ \text{else } x_i = H([x_0, \dots, x_{i-2^m}]) \end{cases}$

IV. EXPERIMENT RESULTS

We improve the original dense unit proposed by DenseNet, add the dense unit with Layer 24 in DenseNet121 to the concept of threshold, and split it into 8 and 16 threshold units. The original block have connection methods, and the improved threshold block has different connection methods for different layers.

TABLE VI. Detailed Data

	Block_Depth	#Params	#Memory	#FLOPS
DenseNet121	6, 12, 24, 16	7.97M	147.10MB	2.88G
DenseNet169	6, 12, 32, 32	14.15M	174.14MB	3.42G
DenseNet201	6, 12, 48, 32	20.01M	219.59MB	4.37G
DenseNet161	6, 12, 36, 24	28.68M	268.42MB	7.82G
ResNet50	3, 4, 6, 3	25.55M	109.69MB	4.12G
ResNet101	3, 4, 23, 3	44.55M	161.75MB	7.84G
HarDNet68	8, 16, 16, 16, 4	17.57M	49.28MB	4.26G
ThresholdNet_v1	6, 8, 12, 16, 4	15.32M	109.68MB	3.46G
ThresholdNet_v2	6, 12, 16, 16, 4	17.14M	132.32MB	4.07G
ResNeXt50_32x4d	3, 4, 6, 3	25.03M	134.76MB	4.27G
ResNeXt101_32x8d	3, 4, 23, 3	88.79M	276.02MB	16.49G
Wide_ResNet50_2	3, 4, 6, 3	68.88M	134.76MB	11.43G
Wide_ResNet101_2	3, 4, 23, 3	126.89M	199.84MB	22.81G

As shown in TABLE V, reasonable pruning is performed to reduce the amount of memory while ensuring its accuracy. In order to analyze the impact of threshold on pruning in detail, DenseNet, ResNet, ThresholdNet, ResNeXt and wide residual networks (WRN) [11] were tested in parameters, memory and floating-point operations per second (FLOPS).

TABLE VII. Experimental Results

	Error (%)	Step Time (ms)	Total Time (s)
DenseNet121	7.35	119	59.13
ResNet50	9.89	102	50.37
ThresholdNet_v1	13.66	47	24.21
ThresholdNet_v2	13.31	54	27.25
HarDNet68	14.66	57	27.98
ResNeXt50_32x4d	16.96	52	24.81
Wide_ResNet50_2	17.31	55	27.86

Test results for CIFAR10 datasets, in which Step Time and Total Time is measured on Nvidia GTX3080Ti with Pytorch 1.1.0. Step Time is time for each batch, Total Time is time for each epoch.

It can be seen from the detailed data in TABLE VI that ResNet still has a large amount of parameters and memory when the unit depth is small, and the DenseNet developed on this basis has solved the problem of excessive parameter amount. However, the amount of memory is very limited.

Compared with DenseNet121, our ThresholdNet_v1 reduce the amount of memory effectively.

We evaluate ThresholdNet and other different networks on datasets of CIFAR10. From TABLE VII, we can know that although DenseNet and ResNet have good accuracy, their calculation time on GPU is too long. HarDNet can reduce the time by half, but its accuracy needs to be improved. Our ThresholdNet improves the speed while ensuring that the accuracy rate is not compromised, and finally achieves a 10% faster and 10% lower error rate than HarDNet.

V. CONCLUSIO

Before this paper was put forward, DenseNet has always the problem of a large amount of memory used, which cannot be implemented well on the hardware, which hindered the development of related researches. The researches on DenseNet pruning have not stopped. Most of them only use a single sparse method, discarding the accuracy of the neural network to reduce the amount of memory.

The threshold approach proposed in this paper is pruned. The experimental results show that by choosing different threshold values, we can choose the weight between the accuracy and the amount of memory by ourselves, and complete the work of complex neural network pruning more reasonably. The problem of hardware implementation has promoted the research and development of CNN in hardware.

REFERENCES

- [1] A. Krizhevsky, I. Sutskever, and G. Hinton, "ImageNet classification with deep convolutional neural networks," *Advances in neural information processing systems*, vol. 25, pp. 1097-1105, 2012.
- [2] K. Simonyan and A. Zisserman, "Very deep convolutional networks for large-scale image recognition," *arXiv:1409.1556*, 2014.
- [3] G. Huang, Z. Liu, L. Van Der Maaten and K. Weinberger, "Densely connected convolutional networks," *IEEE Conference on Computer Vision and Pattern Recognition*, 2017 pp. 2261-2269.
- [4] K. He, X. Zhang, S. Ren, and J. Sun, "Deep residual learning for image recognition," *arXiv:1512.03385*, 2015.
- [5] P. Chao, C. Kao, Y. Ruan, C. Huang, and Y. Lin, "HarDNet: A low memory traffic network," *International Conference on Computer Vision*, 2019, pp. 3551-3560.
- [6] S. Xie, R. Girshick, P. Dollár, Z. Tu, and K. He, "Aggregated residual transformations for deep neural networks," *IEEE Conference on Computer Vision and Pattern Recognition*, 2017, pp. 5987-5995.
- [7] C. Szegedy, W. Liu, Y. Jia, P. Sermanet, S. Reed, D. Anguelov, D. Erhan, V. Vanhoucke, and A. Rabinovich, "Going deeper with convolutions," *arXiv:1409.4842*, 2014.
- [8] S. Ioffe and C. Szegedy, "Batch normalization: Accelerating deep network training by reducing internal covariate shift," *arXiv:1502.03167*, 2015.
- [9] C. Szegedy, V. Vanhoucke, S. Ioffe, J. Shlens, and Z. Wojna, "Rethinking the inception architecture for computer vision," *arXiv:1512.00567*, 2015.
- [10] C. Szegedy, S. Ioffe, V. Vanhoucke, and A. Alemi, "Inception-v4, Inception-ResNet and the impact of residual connections on learning," *arXiv:1602.07261*, 2016.
- [11] S. Zagoruyko and N. Komodakis, "Wide residual networks," *arXiv:1605.07146*, 2016.