





One-Bend Drawings of Outerplanar Graphs Inside Simple Polygons^{*}

Patrizio Angelini¹, Philipp Kindermann², Andre Löffler³, Lena Schlipf^{4**},
and Antonios Symvonis⁵

¹ John Cabot University, Rome, Italy
pangelini@johncabot.edu

² Universität Trier, Trier, Germany
kindermann@uni-trier.de

³ Universität Würzburg, Würzburg, Germany
andre.loeffler@uni-wuerzburg.de

⁴ Universität Tübingen, Tübingen, Germany
schlipf@informatik.uni-tuebingen.de

⁵ National Technical University of Athens, Athens, Greece
symvonis@math.ntua.gr

Abstract. We consider the problem of drawing an outerplanar graph with n vertices with at most one bend per edge if the outer face is already drawn as a simple polygon. We prove that it can be decided in $O(nm)$ time if such a drawing exists, where $m \leq n - 3$ is the number of interior edges. In the positive case, we can also compute such a drawing.

Keywords: partial embedding · outerplanar graphs · visibility graph · simple polygon

1 Introduction

One of the fundamental problems in graph drawing is to draw a planar graph crossing-free under certain geometric or topological constraints. Many classical algorithms draw planar graphs under the constraint that all edges have to be straight-line segments [5,16,17]. In practical applications, however, we do not always have the freedom of drawing the whole graph from scratch, as some important parts of the graph may already be drawn.

This problem is known as the PARTIAL DRAWING EXTENSIBILITY problem. Formally, given a planar graph $G = (V, E)$, a subgraph $H = (V', E')$ with $V' \subseteq V$ and $E' \subsetneq E$ called the *host* graph, and a planar drawing Γ_H of host H , the problem asks for a planar drawing Γ_G of G such that the drawing of H in Γ_G coincides with Γ_H . This problem was first proposed by Brandenburg et al. [2] in 2003 and has received a lot of attention in the subsequent years.

^{*} This work was initiated at the Workshop on Graph and Network Visualization 2019. We thank all the participants for helpful discussions and Anna Lubiw for bringing the problem to our attention.

^{**} This research is supported by the Ministry of Science, Research and the Arts Baden-Württemberg (Germany).

Problem Statement. In this paper, we consider a special drawing extension setting, in which G is a biconnected outerplanar graph with n vertices and m interior edges, the host graph H is the simple cycle bounding the outer face of G , and Γ_H is a 1-bend drawing of H . In other words, we have a simple polygon $P = \Gamma_H$ as input and we want to draw the interior edges of G inside P without crossings. Testing for a straight-line extension is trivial. Moreover, for any integer k , there exists some instances that have a k -bend extension but no $(k - 1)$ -bend extension; see, e.g., Fig. 1a for $k = 2$. Hence, it is of interest to test for a given k whether a k -bend extension exists. In this paper, we present an algorithm that solves this problem for $k = 1$ in $O(nm)$ time. More formally, we prove the following theorem.

Theorem 1. *Given a biconnected outerplanar graph $G = (V, E)$ with n vertices and m interior edges, and a 1-bend drawing of the outer face of G , we can decide in $O(nm)$ time whether G admits an outerplanar drawing with at most one bend per edge that contains the given drawing of the outer face. In the positive case, we can also compute such a drawing.*

Related Work. For the case of extending a given straight-line drawing of a planar graph using straight-line segments as edges, Patrignani [14] showed the problem to be NP-hard, but he could not prove membership in NP, as a solution may require coordinates not representable with a polynomial number of bits. Recently, Lubiw, Miltzow, and Mondal [9] proved that a generalization of the problem, where overlaps (but not proper crossings) between edges of $E \setminus E'$ and E' are allowed, is hard for the existential theory of the reals ($\exists\mathbb{R}$ -complete).

These results motivate allowing bends in the drawing. Angelini et al. [1] presented an algorithm to test in linear time whether there exists any topological planar drawing of G with pre-drawn subgraph, and Jelínek, Kratochvíl, and Rutter [8] gave a characterization via forbidden substructures. Chan et al. [3] showed that a linear number of bends ($72|V'|$) per edge suffices. This number is also asymptotically worst-case optimal as shown by Pach and Wenger [13] for the special case of the host graph not containing edges ($E' = \emptyset$).

Special attention has been given to the case that the host graph H is exactly the outer face of G . Already Tutte's seminal paper [17] showed how to obtain a straight-line convex drawing of a triconnected planar graph with its outer face drawn as a prescribed convex polygon. This result has been extended by Hong and Nagamochi [7] to the case that the outer face is drawn as a star-shaped polygon without chords. Mchedlidze and Urhausen [11] study the number of bends required based on the shape of the drawing of the outer face and show that one bend per edge suffices if the outer face is drawn as a star-shaped polygon. Mchedlidze, Nöllenburg, and Rutter [10] give a linear-time algorithm to test for the existence of a straight-line drawing of G in the case that H is biconnected and Γ_H is a convex drawing. Ophelders et al. [12] characterize the instances in which G is a (planar) graph and H is a cycle that admit a positive solution for any straight-line drawing Γ_H as the outer face.

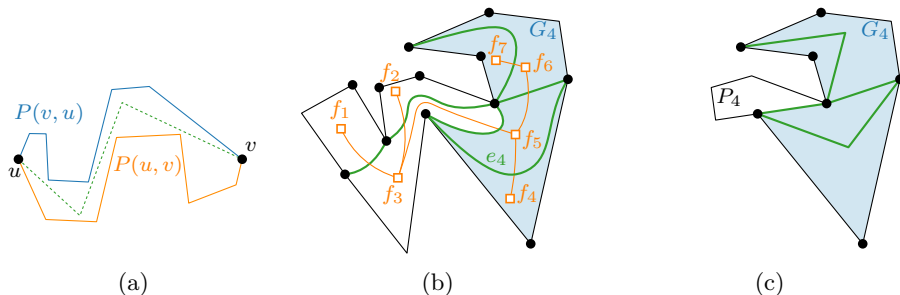


Fig. 1: (a) The edge $e = (u, v)$ requires two bends. (b) A biconnected outerplanar graph and its dual tree rooted in f_7 . (c) A drawing of G_4 in P_4 .

Notation and Preliminaries. For a pair of vertices u and v , we denote by \overline{uv} the straight-line segment between them. Starting at u and following the boundary ∂P of P in counterclockwise order until reaching v , we obtain the interval $P(u, v)$.

The faces of G induce a unique dual tree T [15] where each edge of T corresponds to an *interior* edge of G ; see Fig. 1b. In the following, we consider T to be rooted at some degree-1 node f_{m+1} .

We will traverse the dual tree twice – first bottom-up and then top-down. In the bottom-up traversal, we incrementally process the interior edges of G and refine P by cutting off parts that cannot be used anymore. In the top-down traversal, we compute positions for the bend points inside the refined polygons.

We label the faces of G as f_1, \dots, f_{m+1} according to the bottom-up traversal. This sequence also implies a sequence of subtrees of T . For step $i = 1, \dots, m$, let T_i be the subtree of T induced by the nodes f_i, \dots, f_{m+1} . We denote by $p(f_i)$ the parent of f_i in T , and by e_i the edge of G corresponding to the edge of T between f_i and its parent. We say that f_i and f_j are *siblings* if $p(f_i) = p(f_j)$. We denote by G_i the subgraph of G induced by the vertices incident to the faces f_i, \dots, f_{m+1} , hence $G = G_1$. Similar to the sequence of subtrees, we also have a corresponding sequence of refined polygons $P = P_1 \subseteq \dots \subseteq P_{m+1}$, where P_i contains (at least) the vertices of G_i .

We draw the edge e_i inside P_i with one bend point b . This drawing of e_i cuts P_i into two parts; the part that contains all the vertices of G_{i+1} is the *unobstructed region* $U_i(b)$ of b , the other part is the *obstructed region* $O_i(b)$ of b ; see Fig. 2a. We classify edge e_i based on the type of corner that b will induce in $U_i(b)$. Edge e_i is either (i) a *convex* edge if it is possible to draw e_i such that b is a convex corner in $U_i(b)$, or (ii) a *reflex* edge otherwise, i.e., any drawing of e_i results in a strictly reflex corner at b in $U_i(b)$; see Fig. 2b.

2 Refining the Polygon

During the bottom-up traversal of T , we maintain the invariant that G_{i+1} can be drawn in P_{i+1} if and only if G_i can be drawn in P_i . Observe that, while $P_1 = P$

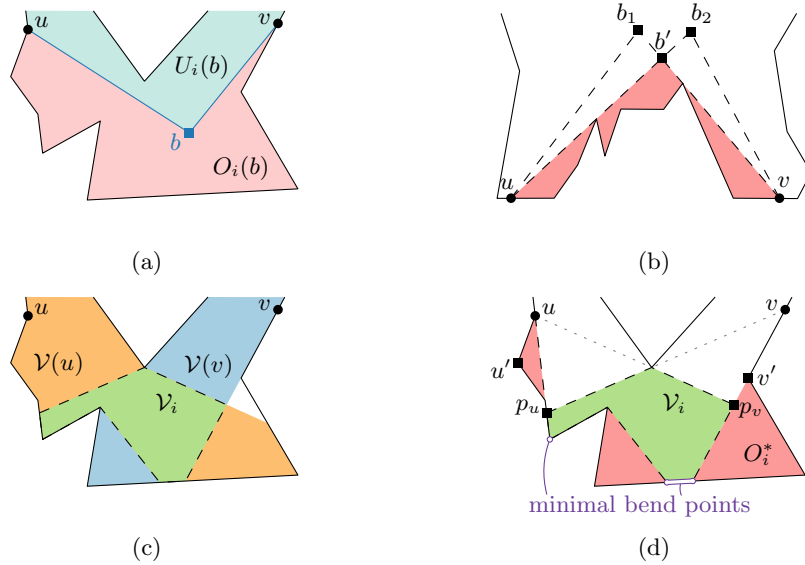


Fig. 2: (a) the region $O_i(b)$ for some $b \in \mathcal{V}_i$; (b) e_i is reflex and b' is the minimal bend point. (c–d) $e_i = (u, v)$ is convex: (c) construction of \mathcal{V}_i ; (d) construction of p_u, p_v , the obstructed region O_i^* , and the set of minimal bend points.

represents a 1-bend drawing of the outer face of $G_1 = G$, in general some edges on the outer face of G_i might be drawn in the interior of P_i ; see Fig. 1c. To this end, to obtain P_{i+1} , we want to refine P_i in the least restrictive way – cutting away as little of P_i as possible. In particular, we will choose P_{i+1} as the union of the unobstructed regions for all possible bend points of e_i .

Among all leaves of T_i , we choose the next node f_i to process as follows: If T_i has a leaf corresponding to a reflex edge, then we process the corresponding interior edge next. Otherwise, all leaves in T_i correspond to convex edges, and we choose one of the nodes of the dual tree among them that has the largest distance to the root f_{m+1} in T . We do this to make sure that a convex edge is only chosen if all siblings corresponding to reflex edges have already been processed. The idea is that for a reflex edge we can determine its “best” drawing, namely one that cuts off only a part of the polygon that would be cut off by any valid drawing of this edge (see Lemma 1), while for convex edges this is generally not possible. Furthermore, drawing a reflex edge may restrict the possible drawings for siblings corresponding to convex edges, while drawing convex edges (with a convex bend point) does not (see Lemma 2), so after processing all siblings corresponding to reflex edges, we can compute all possible bend points for a convex edge.

Consider a leaf f_i and the corresponding interior edge $e_i = (u, v)$. W.l.o.g. assume that $P_i(u, v)$ does not contain an edge of the root f_{m+1} . Let $\mathcal{V}(u)$ and $\mathcal{V}(v)$ be the (closed) regions inside P_i visible from u and v , respectively, and let

$\mathcal{V}_i = \mathcal{V}(u) \cap \mathcal{V}(v)$ be their intersection – the region visible by both end points of e_i ; see Fig. 2c. Clearly, any valid bend point for e_i needs to be inside \mathcal{V}_i ; thus, if the interior of \mathcal{V}_i is empty, then we reject the instance. We define a set of *minimal bend points* for e_i : a point $b \in \mathcal{V}_i$ is minimal for e_i if there is no other point $b' \in \mathcal{V}_i$ with $O_i(b') \subsetneq O_i(b)$. Note that all minimal bend points for e_i lie on $\partial\mathcal{V}_i$, so they are not valid bend points.

For reflex edges, we have the following lemma regarding minimal bend points.

Lemma 1. *Let $e_i = (u, v)$ be a reflex edge. If there is a valid drawing of e_i in P_i , then there is a unique minimal bend point b for e_i .*

Proof. For a contradiction, let b_1 and b_2 be two minimal bend points for e_i . Since e_i is a reflex edge, both b_1 and b_2 must lie on the same side of the line uv . Hence, there must be a crossing b' between one of the segments $\overline{ub_1}, \overline{b_1v}$ and one of the segments $\overline{ub_2}, \overline{b_2v}$. Further, $O_i(b') = O_i(b_1) \cap O_i(b_2)$, so $O_i(b') \subsetneq O_i(b_1)$ and $O_i(b') \subsetneq O_i(b_2)$. Since $O_i(b_1) \neq O_i(b_2)$, one of b_1 and b_2 is not minimal.

Based on Lemma 1, we construct P_{i+1} as the polygon $P_i(v, u) \circ \overline{ub} \circ \overline{bv}$ for a reflex edge e_i having minimal bend point b . Note that we can efficiently find b since it is a corner of \mathcal{V}_i .

For a convex edge $e_i = (u, v)$, we can no longer rely on having a single minimal bend point. Hence, we need to refine our notation.

We define the *obstructed region* $O_i^* = \bigcap_{b \in \mathcal{V}_i} O_i(b)$ of e_i to be the region of P_i obstructed by all valid drawings of e_i – wherever we place the bend point of e_i , all the points of O_i^* will be cut off. Conversely, for every point $p \in P_i \setminus O_i^*$, there is a placement of the bend point of e_i such that p is not cut off; see Fig. 2d. In view of this, we are going to set $P_{i+1} = P_i \setminus O_i^*$. However, we cannot directly compute O_i^* according to its definition, as this would require considering all possible bend points. Thus, in the following we describe an efficient way to compute P_{i+1} .

If u and v lie in \mathcal{V}_i , then let $p_u = u$ and $p_v = v$. Otherwise, let (u, u') and (v', v) be the segments of $P_i(u, v)$ incident to u and v , respectively. Shoot a ray from u through u' . Rotate this ray in counterclockwise direction until it hits \mathcal{V}_i ; let this point be p_u . Do the same with the ray from v through v' , rotating it clockwise; let the point where it hits \mathcal{V}_i be p_v . Let $\mathcal{V}_i(p_u, p_v)$ be the path from p_u to p_v along $\partial\mathcal{V}_i$ in counterclockwise order. Then, P_{i+1} is the polygon $P_i(v, u) \circ \overline{up_u} \circ \mathcal{V}_i(p_u, p_v) \circ \overline{p_vv}$.

Note that all vertices of G_{i+1} lie on $P_i(v, u)$, so they are contained in P_{i+1} . The bend point of e_i has to lie in \mathcal{V}_i , which is completely contained in P_{i+1} . Hence, no bend point of another edge $e_j, j > i$ can lie in the region $O_i^* = P_i \setminus P_{i+1}$, because then e_i and e_j would cross.

If we manage to construct a non-degenerate polygon P_{m+1} , i.e., its interior is non-empty, then we declare the instance as positive and we compute a drawing of G in P as follows. We first draw G_{m+1} in P_{m+1} , by picking an arbitrary bend point b from the interior of \mathcal{V}_m in P_{m+1} for e_m . Suppose that we have a drawing Γ_{i+1} for G_{i+1} in P_{i+1} where edge $e_{i+1} = (u, v)$ is drawn with bend point b . To draw G_i in P_i , we have to find valid bend points for the edges corresponding to the children of f_i inside the polygon $P'_i = P_i(u, v) \circ \overline{vb} \circ \overline{bu}$. Consider such an

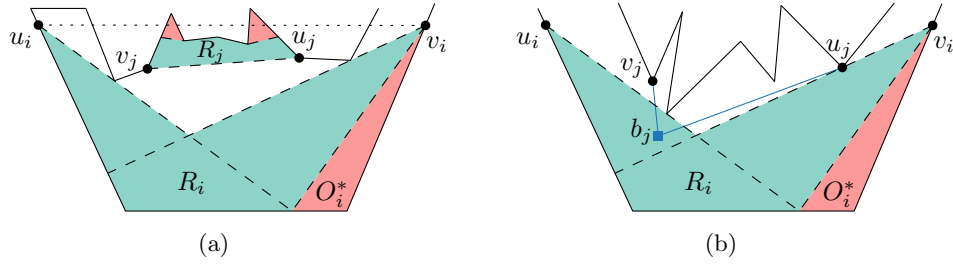


Fig. 3: (a) u_j and v_j lie in $P(u_i, v_i) \circ \overline{v_i u_i}$, but R_i and R_j are interior-disjoint. (b) $P(u_j, v_j)$ forces bend b_j to lie inside R_i . Then, b_j creates a reflex angle.

edge $e_j = (u', v')$. If e_j is reflex, then we place its bend point inside \mathcal{V}_j , very close to the minimum bend point. If e_j is convex, then we place its bend point on an arbitrary point in the interior of \mathcal{V}_j that induces a convex corner.

3 Correctness

In this section, we show that G_{i+1} can be drawn in P_{i+1} if and only if G_i can be drawn in P_i . If e_i is a reflex edge, then P_{i+1} contains exactly the points not cut off by placing e_i at its unique minimal bend point b , as Lemma 1 indicates. Hence, G_{i+1} can be drawn in P_{i+1} if and only if G_i can be drawn in P_i with the bend point of e_i arbitrarily close to b inside \mathcal{V}_i .

For each convex edge $e_i = (u, v)$, we define the open *restricted region* in P_i as $R_i = \text{interior} [((\bigcup_{b \in \mathcal{V}_i} O_i(b)) \setminus O_i^*) \cap (P_i(u, v) \circ \overline{vu})]$; see Fig. 3a. For each point $r \in R_i$, there are two convex bend points b and b' for e_i such that bending e_i at b cuts off r , whereas bending e_i at b' does not. Note that ∂R_i contains all minimal bend points for e_i . Recall that we only process a convex edge e_i if all siblings of f_i in the dual tree T_i are leaves and correspond to convex edges. We now prove that the restricted region of e_i does not interfere with the restricted regions of these siblings.

Lemma 2. *Let e_i, e_j be convex edges such that f_i and f_j are leaves and siblings in T_i . Then, the restricted regions R_i and R_j are interior-disjoint.*

Proof. Let $e_i = (u_i, v_i)$ and $e_j = (u_j, v_j)$. Since f_i and f_j are siblings, $P(u_i, v_i)$ and $P(u_j, v_j)$ do not share any interior point.

By definition, the restricted regions of e_i and e_j lie in the polygon $P(u_i, v_i) \circ \overline{v_i u_i}$ and the polygon $P(u_j, v_j) \circ \overline{v_j u_j}$, respectively; see Fig. 3a. Hence, if these two polygons are disjoint, the statement follows. W.l.o.g. assume that at least one of u_j, v_j lies in $P(u_i, v_i) \circ \overline{v_i u_i}$. This implies that $R_i(v_i, u_i)$ has exactly one bend that forms a reflex angle in R_i . Further, by construction, there is no vertex in the interior of R_i ; in particular, neither u_j nor v_j can lie in the interior of R_i . Therefore, no point of $P(u_j, v_j) \circ \overline{v_j u_j}$ lies in the interior of R_i .

It follows from Lemma 2 that the bend points for e_i and e_j can be chosen independently. Note that the only reason for e_j to be drawn with its bend point inside R_i is that some part of $P(u_j, v_j)$ intersects $\overline{u_j v_j}$; see Fig. 3b. This would imply that e_j is a reflex edge; this is why we process the leaves that correspond to reflex edges before the leaves that correspond to convex edges.

We are now ready to prove the correctness of our algorithm.

Lemma 3. *If $\text{interior}(\mathcal{V}_i) = \emptyset$, then G_i cannot be drawn in P_i . Otherwise, G_i can be drawn in P_i if and only if G_{i+1} can be drawn in P_{i+1} .*

Proof (Sketch). The first statement of the lemma follows immediately.

For the second statement, first assume that we have a drawing Γ_i of G_i in P_i . Recall that $P_{i+1} = P_i \setminus O_i^*$. The bend point of e_i cannot lie in O_i^* and so e_i is drawn in P_{i+1} . Hence, the edges e_{i+1}, \dots, e_m also must be drawn in P_{i+1} . Thus, restricting Γ_i to G_{i+1} , we obtain a drawing of G_{i+1} in P_{i+1} .

Now assume that we have a drawing of G_{i+1} in P_{i+1} where e_i is drawn with bend point b . In the top-down traversal of the algorithm, we place the bend points of the edges corresponding to the children of f_i in the interior of the polygon $P'_i = P_i(u, v) \circ \overline{vb} \circ \overline{bu}$. These edges cannot cross any edge e_i, \dots, e_m .

For any child f_h of f_i , we can prove that there is still a valid bend point for e_h inside P'_i . For any pair of children f_h, f_j of f_i , e_h and e_j do not cross. This can be proven using Lemma 1 or 2, depending on whether these edges are convex or reflex. The full proof can be found in the appendix.

We are now ready to prove Theorem 1, which is the main result of this paper. We report the statement for the reader's convenience.

Theorem 1. *Given a biconnected outerplanar graph $G = (V, E)$ with n vertices and m interior edges, and a 1-bend drawing of the outer face of G , we can decide in $O(nm)$ time whether G admits an outerplanar drawing with at most one bend per edge that contains the given drawing of the outer face. In the positive case, we can also compute such a drawing.*

Proof. The correctness follows immediately from Lemma 3.

For the running time, we first argue that, for every $0 \leq i \leq m$, P_{i+1} has $O(n)$ corners. If e_i is a reflex edge, then obviously P_{i+1} has fewer corners than P_i , so assume that e_i is a convex edge. To create P_{i+1} from P_i , we cut off the obstructed region O_i^* of e_i . Through an easy charging argument, we can charge the new corners on the boundary of P_{i+1} to removed corners of P_i : each of the new introduced edges on the boundary of P_{i+1} has one end point that is a corner of P_i , and it cuts off at least one corner from P_i . Note that two newly introduced edges may form a new vertex, but both of these edges cut off at least one vertex.

In each step of the algorithm, we have to compute the visibility region \mathcal{V}_i for e_i . Since \mathcal{V}_i is a simple polygon with $O(n)$ edges, it can be computed in $O(n)$ time, as demonstrated by Gilbers [6, page 15]. Doing two traversals, the visibility region of each edge needs to be computed at most twice. The remaining parts of the algorithm (computing the dual graph of G , choosing the order of the faces

f_i in which we traverse the graph, computing O_i^* , “cutting off” parts of P_i , and placing the bend points) can clearly be done within this time.

Thus, the total running time is $O(nm)$.

4 Open Problems

There are several interesting open problems related to our work. What if we allow more than one bend per edge? What if we allow some well-behaved crossings, e.g., outer-1-planar drawings [4]? The $\exists\mathbb{R}$ -completeness proof by Lubiw, Miltzow, and Mondal [9] for any graph with pre-drawn outer face allows overlaps between interior edges and edges of the outer face. Is the problem still $\exists\mathbb{R}$ -complete if overlaps are forbidden?

References

1. Angelini, P., Di Battista, G., Frati, F., Jelínek, V., Kratochvíl, J., Patrignani, M., Rutter, I.: Testing Planarity of Partially Embedded Graphs. *ACM Transactions on Algorithms* **11**(4), 1–42 (2015). <https://doi.org/10.1145/2629341>
2. Brandenburg, F., Eppstein, D., Goodrich, M.T., Kobourov, S.G., Liotta, G., Mutzel, P.: Selected Open Problems in Graph Drawing. In: Liotta, G. (ed.) *Graph Drawing, Lecture Notes in Computer Science*, vol. 2912, pp. 515–539. Springer Berlin Heidelberg (2004). https://doi.org/10.1007/978-3-540-24595-7_55
3. Chan, T.M., Frati, F., Gutwenger, C., Lubiw, A., Mutzel, P., Schaefer, M.: Drawing Partially Embedded and Simultaneously Planar Graphs. *Journal of Graph Algorithms and Applications* **19**(2), 681–706 (2015). <https://doi.org/10.7155/jgaa.00375>
4. Dehkordi, H.R., Eades, P.: Every outer-1-plane graph has a right angle crossing drawing. *Int. J. Comput. Geom. Appl.* **22**(6), 543–558 (2012). <https://doi.org/10.1142/S021819591250015X>
5. de Fraysseix, H., Pach, J., Pollack, R.: How to draw a planar graph on a grid. *Combinatorica* **10**(1), 41–51 (1990). <https://doi.org/10.1007/bf02122694>, <http://dx.doi.org/10.1007/BF02122694>
6. Gilbers, A.: *Visibility Domains and Complexity*. Ph.D. thesis, Rheinische Friedrich-Wilhelms-Universität Bonn (2014)
7. Hong, S., Nagamochi, H.: Convex drawings of graphs with non-convex boundary constraints. *Discrete Applied Mathematics* **156**(12), 2368–2380 (2008). <https://doi.org/10.1016/j.dam.2007.10.012>
8. Jelínek, V., Kratochvíl, J., Rutter, I.: A Kuratowski-type theorem for planarity of partially embedded graphs. *Computational Geometry* **46**(4), 466–492 (2013). <https://doi.org/10.1016/j.comgeo.2012.07.005>
9. Lubiw, A., Miltzow, T., Mondal, D.: The Complexity of Drawing a Graph in a Polygonal Region. In: Biedl, T.C., Kerren, A. (eds.) *Proc. 26th Int. Symp. Graph Drawing Netw. Vis., Lecture Notes Comput. Sci.*, vol. 11282, pp. 387–401. Springer International Publishing (2018). https://doi.org/10.1007/978-3-030-04414-5_28
10. Mchedlidze, T., Nöllenburg, M., Rutter, I.: Extending convex partial drawings of graphs. *Algorithmica* **76**(1), 47–67 (2016)

11. Mchedlidze, T., Urhausen, J.: β -Stars or On Extending a Drawing of a Connected Subgraph. In: Biedl, T.C., Kerren, A. (eds.) Proc. 26th Int. Symp. Graph Drawing Netw. Vis. Lecture Notes Comput. Sci., vol. 11282, pp. 416–429. Springer (2018). https://doi.org/10.1007/978-3-030-04414-5_30
12. Ophelders, T., Rutter, I., Speckmann, B., Verbeek, K.: Polygon-universal graphs. In: SoCG. LIPIcs, vol. 189, pp. 55:1–55:15. Schloss Dagstuhl - Leibniz-Zentrum für Informatik (2021)
13. Pach, J., Wenger, R.: Embedding Planar Graphs at Fixed Vertex Locations. *Graphs and Combinatorics* **17**(4), 717–728 (2001). <https://doi.org/10.1007/pl00007258>
14. Patrignani, M.: On Extending a Partial Straight-line Drawing. *International Journal of Foundations of Computer Science* **17**(5), 1061–1069 (2006). <https://doi.org/10.1142/s0129054106004261>
15. Proskurowski, A., Syslo, M.: Efficient Vertex- and Edge-Coloring of Outerplanar Graphs. *SIAM Journal on Algebraic and Discrete Methods* **7**, 131–136 (1986). <https://doi.org/10.1137/0607016>
16. Schnyder, W.: Embedding Planar Graphs on the Grid. In: Johnson, D.S. (ed.) Proceedings of the first annual ACM-SIAM symposium on Discrete algorithms. pp. 138–148. Society for Industrial and Applied Mathematics (1990). <https://doi.org/10.5555/320176.320191>, <http://dl.acm.org/citation.cfm?id=320176.320191>
17. Tutte, W.T.: How to Draw a Graph. *Proceedings of the London Mathematical Society* **13**(1), 743–767 (1963). <https://doi.org/10.1112/plms/s3-13.1.743>, <http://dx.doi.org/10.1112/plms/s3-13.1.743>

Appendix

Lemma 3. *If $\text{interior}(\mathcal{V}_i) = \emptyset$, then G_i cannot be drawn in P_i . Otherwise, G_i can be drawn in P_i if and only if G_{i+1} can be drawn in P_{i+1} .*

Proof. The first statement of the lemma follows immediately since the bend point of e_i has to be placed in the interior of \mathcal{V}_i .

For the second statement of the lemma, first assume that we have a drawing F_i of G_i in P_i where e_i is drawn with bend point b . We have that $P_{i+1} = P_i \setminus O_i^*$. Since e_i cannot be drawn in P_i such that its bend point lies in the obstructed region, b lies in P_{i+1} . Hence, in F_i the edges e_{i+1}, \dots, e_m also must be drawn in P_{i+1} . Thus, restricting F_i to G_{i+1} , we obtain a drawing of G_{i+1} in P_{i+1} .

Now assume that we have a drawing of G_{i+1} in P_{i+1} where e_i is drawn with bend point b . In the top-down traversal of the algorithm, we place the bend points of the edges corresponding to the children of f_i in the interior of the polygon $P'_i = P_i(u, v) \circ \overline{vb} \circ \overline{bu}$. By construction, these edges cannot cross any edge e_i, \dots, e_m .

We first argue that for any child f_h of f_i , there is still a valid bend point for e_h inside P'_i . The interior of the visibility region \mathcal{V}_h of e_h was not empty in P_h . The polygon P'_i contains every point of \mathcal{V}_h except those cut off by the drawing of e_i . Hence, we only have to argue that the bend point b of e_i cannot be placed such that the visibility region of e_h is empty in P'_i .

If e_h is a reflex edge, then the visibility region of e_h in P'_i is only empty if b lies either in the region obstructed by the minimal bend point of e_h , or on one of the segments between the end points of e_h and its minimal bend point. However, by construction, these points do not lie in the interior of P_{i+1} , so they cannot be used as the bend point of e_i .

If e_h is a convex edge, then the restricted region of e_h contains (at least partially) the visibility region of e_h . By definition, if b lies in the restricted region of e_h , then there is still a valid bend point for e_h . If b lies outside the restricted region, then the whole restricted region lies in P'_i .

We still have to argue that for any two children f_h, f_j of f_i with $h < j$, e_h and e_j do not cross.

If $e_h = (u, v)$ is a reflex edge, then by Lemma 1 it has a unique minimal bend point b and, by construction, the segments \overline{ub} and \overline{bv} are part of ∂P_j . Hence, by drawing e_h with its bend point close to b , it cannot intersect e_j .

If e_h is a convex edge, then by construction e_j is also a convex edge. Hence, by Lemma 2, their restricted regions are interior-disjoint, so e_h and e_j cannot cross if they are drawn with a convex bend point.