

# Rethinking Negative Sampling for Unlabeled Entity Problem in Named Entity Recognition

Yangming Li, Lemao Liu, Shuming Shi

Tencent AI Lab

Shenzhen, China

{newmanli,redmondliu,shumingshi}@tencent.com

## Abstract

In many situations (e.g., distant supervision), *unlabeled entity problem* seriously degrades the performances of named entity recognition (NER) models. Recently, this issue has been well addressed by a notable approach based on negative sampling. In this work, we perform two studies along this direction. Firstly, we analyze why negative sampling succeeds both theoretically and empirically. Based on the observation that named entities are highly sparse in datasets, we show a theoretical guarantee that, for a long sentence, the probability of containing no unlabeled entities in sampled negatives is high. Missampling tests on synthetic datasets have verified our guarantee in practice. Secondly, to mine hard negatives and further reduce missampling rates, we propose a weighted and adaptive sampling distribution for negative sampling. Experiments on synthetic datasets and well-annotated datasets show that our method significantly improves negative sampling in robustness and effectiveness. We also have achieved new state-of-the-art results on real-world datasets.

## 1 Introduction

The promising performances achieved by recent named entity recognition (NER) models (Ma and Hovy, 2016; Li et al., 2020a) stem from powerful neural networks and abundant well-labeled corpora. In some cases, however, the data available for training is low-quality, where large amounts of named entities are not annotated. For example, distantly supervised NER (Ren et al., 2015; Fries et al., 2017) and fine-grained NER (too hard manual annotation) (Ling and Weld, 2012). Fig. 1 depicts a case for better understandings. Prior works (Shang et al., 2018b; Li et al., 2021) observe that unlabeled entities severely affect NER models and refer this to *unlabeled entity problem*.

Previously, there have been some attempts to alleviate this issue. Shang et al. (2018b) use phrase

Japan	,	co-hosts	of	the	World Cup	in	2002
LOC					MISC		TIME
and	ranked	20th	in	the	world	by	FIFA
		QUANTITY					ORG
are	favourites	to	regain	their	title	here	.

Figure 1: A toy example to show *unlabeled entity problem*. The phrases underlined with dashed lines are the named entities neglected by annotators.

mining technique to harvest entity-like phrases and design models (e.g., Fuzzy CRF) to learn from them. This method relies on external resources and the mined phrases may not cover all the unlabeled entities. Peng et al. (2019); Mayhew et al. (2019) apply positive-unlabeled (PU) learning (Li and Liu, 2005) that uses weighted loss. They require prior information or heuristics, which is inflexible. Partial CRF (Tsuboi et al., 2008; Yang et al., 2018; Jie et al., 2019) extends CRF (Lafferty et al., 2001) to train with incomplete annotations. This model is limited by demanding additional well-annotated corpus to get training negatives.

Recently, Li et al. (2021) find the main cause of performance degradation is that unlabeled entities seriously mislead NER models in training. To eliminate this misguidance, they present a simple yet effective approach based on negative sampling. Compared with its counterparts, this method is of great flexibility, without resorting to external resources, heuristics, etc.

While negative sampling has tackled the issue well, there is no systematic explanation for why it can effectively circumvent the unlabeled entities. In Li et al. (2021), only special cases that the input sentence contains exactly one unlabeled entity have been discussed. One goal of our paper is to analyze this both theoretically and empirically. We discover that named entities are commonly highly sparse in training data, which satisfies an inequation between the number of named entities and sentence length.

Based on this inequation, we prove, for a long sentence, the probability that no unlabeled entities are included in sampled negatives is very high. To empirically validate our theory, we define a new metric, missampling rate, to quantify the robustness of negative sampling to unlabeled entities. Studies on synthetic datasets show that missampling rates are commonly low in real scenarios.

A property of negative sampling is that, for a sentence, only a very small portion of negatives are sampled for training. Hence, many hard negatives (i.e., the negatives that can be easily recognized as named entities) (Kalantidis et al., 2020; Robinson et al., 2021) might be rarely or even haven't been seen by NER models. This certainly threatens their generalization ability on the test set. Besides, in experiments, we find that the missampling rate is not negligible when *unlabeled entity problem* becomes very serious. To address these issues, we propose a weighted sampling distribution for negative sampling that adaptively assigns high probabilities to hard negatives and low probabilities to false ones (i.e., the negatives that are in fact entities). Our sampling distribution is computed from the label distributions predicted by a NER model over all the spans. We have reached extremely low missampling rates on synthetic datasets and obtained better results on well-annotated datasets (e.g., CoNLL-2003), indicating that our proposed variant is more effective than vanilla negative sampling. We also have established new state-of-the-art performances on real-world datasets (e.g., NEWS).<sup>1</sup>

The rest of this paper is organized as follows. Firstly, we introduce some basic concepts (Sec. 2). Then, we analyze why negative sampling works (Sec. 3), and thirdly, we further improve it in terms of the sampling distribution (Sec. 4). Ultimately, we perform experiments to verify the effectiveness of our proposed variant (Sec. 5).

## 2 Preliminaries

In this section, we define some terminologies and describe how negative sampling is applied to solve *unlabeled entity problem*.

### 2.1 Unlabeled Entity Problem

Given a  $n$ -length sentence,  $\mathbf{x} = [x_1, x_2, \dots, x_n]$ , the named entity set annotated by human or machine is denoted as  $\mathbf{y} = [y_1, y_2, \dots, y_m]$ .  $m$  is the set size. Every member  $y_k$  of set  $\mathbf{y}$  is denoted

as a tuple,  $(i_k, j_k, l_k)$ .  $(i_k, j_k)$  is the span of an entity which corresponds to the phrase  $\mathbf{x}_{i_k, j_k} = [x_{i_k}, x_{i_k+1}, \dots, x_{j_k}]$  and  $l_k$  is its label. *Unlabeled entity problem* occurs when some ground truth named entities  $\hat{\mathbf{y}}$  aren't contained in the labeled entity set  $\mathbf{y}$ . In distantly supervised NER, this is resulted from the limited coverage of external resources. In other cases, the cause may be the negligence of human annotators.

In Fig. 1, the set of annotated named entities is  $\mathbf{y} = [(1, 1, \text{LOC}), (9, 9, \text{TIME}), (17, 17, \text{ORG})]$  and the set of unlabeled named entities is  $\hat{\mathbf{y}} = [(6, 7, \text{MISC}), (12, 12, \text{QUANTITY})]$ .

### 2.2 Synthetic Datasets

Synthetic datasets simulate the real-world datasets that carry many unlabeled entities. A synthetic dataset is constructed from a well-annotated dataset and a masking probability  $p$ . For every named entity in the well-annotated dataset, a number is randomly sampled from uniform distribution  $\mathcal{U}(0, 1)$ . If the number is smaller than  $p$ , the corresponding annotation will be discarded.

CoNLL-2003 (Tjong Kim Sang and De Meulder, 2003) and OntoNotes 5.0 (Weischedel et al., 2011) are the raw material. They are both usually adopted to evaluate NER models. By respectively setting the masking probability  $p$  as 0.0, 0.1,  $\dots$ , 0.9 and applying the above strategy on the two datasets,  $2 \times 10$  synthetic datasets are derived.

### 2.3 Span-based NER Model

Following prior works (Yu et al., 2020; Li et al., 2021), we use span-based model. Firstly, it uses BERT (Devlin et al., 2019), a pretrained language model, to encode the sentence  $\mathbf{x}$ :

$$[\mathbf{h}_1, \mathbf{h}_2, \dots, \mathbf{h}_n] = \text{BERT}(\mathbf{x}). \quad (1)$$

In this way, the corresponding representation for every word  $x_i$  is  $\mathbf{h}_i$ . Secondly, it computes the representation  $\mathbf{s}_{i,j}$  for every phrase

$$\mathbf{s}_{i,j} = \mathbf{h}_i \oplus \mathbf{h}_j \oplus (\mathbf{h}_i - \mathbf{h}_j) \oplus (\mathbf{h}_i \odot \mathbf{h}_j), \quad (2)$$

where  $\oplus$  is column-wise vector concatenation and  $\odot$  is element-wise vector product. Finally, it predicts a score for every instance  $(i, j, l)$ :

$$o_{i,j,l} = \mathbf{v}_l^T \tanh(\mathbf{W}\mathbf{s}_{i,j}). \quad (3)$$

At evaluation time, the model firstly predicts the label for each span  $(i, j)$  as  $\arg \max_{l \in \mathcal{L}} o_{i,j,l}$ .  $\mathcal{L}$

<sup>1</sup>Our source code will be released at <https://XXX>.




Figure 2: An example to demonstrate how negative sampling collects training negatives given an annotated sentence. The phrase marked by a red circle is an unlabeled entity.

is the label space. Then, it regards the instances whose label  $l$  is not “O” as the predicted named entities. When the spans of some inferred entities intersect, the one with the highest score is kept and the others are dropped.

## 2.4 Negative Sampling

The solution proposed by Li et al. (2021) is depicted in Fig. 2. The training instances contain the sampled negatives  $\tilde{y}$  drawn by negative sampling and the positive instances extracted from annotated named entities  $y$ . The training negatives are obtained in the following manner. Firstly, except for the spans of annotated named entities  $\{(i, j) \mid 1 \leq i \leq j \leq n; \exists l \in \mathcal{L}; (i, j, l) \in y\}$ , all the spans  $(i, j), 1 \leq i \leq j \leq n$  of a sentence  $x$  are marked with “O”. These labeled spans are the candidates of training negatives. Then, a set of candidates are sampled without replacement from all the candidates and the sampled candidates are treated as the negatives  $\tilde{y}$  for training. The number of samples is  $\lceil \lambda * n \rceil, 0 \leq \lambda \leq 1$ . The sampling distribution is uniform. Assume the set of remaining candidates at the  $k$ -th sampling turn ( $1 \leq k \leq \lceil \lambda n \rceil$ ) is  $S_k$ , the probability of each candidate  $(i, j, O)$  is  $e_{i,j}^k = \frac{1}{|S_k|} = \frac{1}{n(n-1)/2 - m - (k-1)}$ .

With the obtained training instances,  $y$  and  $\tilde{y}$ , a hinge loss is incurred for their NER model:

$$\begin{cases} z_{i,j,l} = \frac{\exp(o_{i,j,l})}{\sum_{l' \in \mathcal{L}} \exp(o_{i,j,l'})} \\ \mathcal{J} = \sum_{(i,j,l) \in y \cup \tilde{y}} -\log z_{i,j,l} \end{cases} \quad (4)$$

The essence of this method is to avoid training with unlabeled entities. For example, in Fig. 2, the false negative  $(6, 7, O)$  hasn’t been drawn into training negatives  $\tilde{y}$ . This method is very flexible,

which doesn’t resort to external resources. Nevertheless, it lacks a guarantee of the robustness to unlabeled entities. Besides, uniform sampling distribution causes a limited coverage of sampled negatives over hard negatives.

## 3 Mechanism Analysis

In this section, we respond to the call of Li et al. (2021) for rigorous analysis. We find entities are highly sparse in labeled corpora. With this fact, we prove negative sampling works well for long sentences. This theory has also been verified by missampling tests on synthetic datasets.

### 3.1 Entity Sparsity

Unlike other sequence labeling tasks, such as syntactic chunking (Tjong Kim Sang and Buchholz, 2000) or part-of-speech (POS) tagging (Schmid, 1994), non-“O” segments are commonly very rare in the datasets of NER.

Fig. 3 shows statistics of CoNLL-2003 and OntoNotes 5.0. The blue points are the averaged entity amounts for the sentences of fixed lengths. Every point stands on the center of a dashed line, whose length is the 1.6 variance of the entity numbers. The red curves are the square roots of sentence lengths. We erase the points that are computed from too few cases (i.e., 20).

From these results, we can see that the number of ground truth named entities in a sentence is not larger than the square root of sentence length. For the datasets that contain unlabeled entities, this observation can be formulated as

$$m + |\hat{y}| \leq \sqrt{n}, \quad (5)$$

where  $||$  denotes the size of a set. This empirical conclusion is true with high probabilities. In earlier

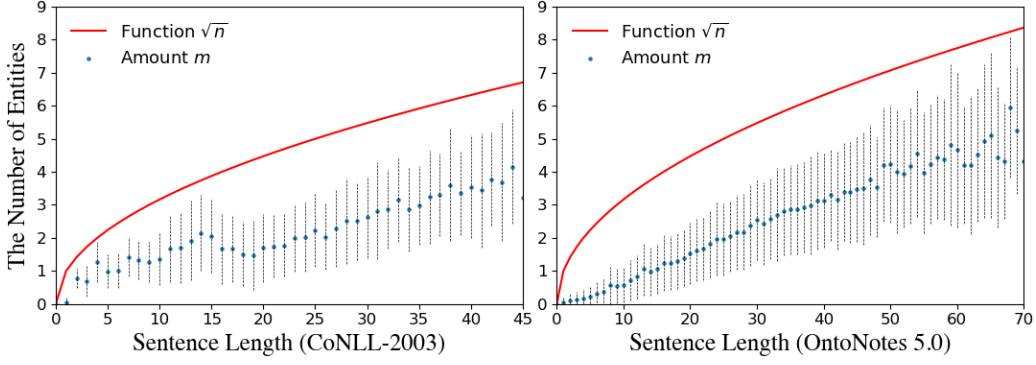


Figure 3: The comparisons between changes of entity number and square root function.

experiments, we find that no more than 0.05% of cases violate it for both datasets.

### 3.2 Theoretical Guarantee

Based on the above finding, we prove that negative sampling is very robust to *unlabeled entity problem* when the sentence is long.

**Theorem 1.** *If Eq. (5) holds, the probability  $q$  that sampled negatives  $\hat{\mathbf{y}}$  contain no unlabeled entities will be bounded by a value that is monotonically increasing with the sentence length  $n$  and eventually converges to 1.*

*Proof.* For a  $n$ -length sentence  $\mathbf{x}$ , the probability  $q$  can be formulated as

$$q = \prod_{0 \leq i < \lceil \lambda n \rceil} \left( 1 - \frac{|\hat{\mathbf{y}}|}{\frac{n(n+1)}{2} - m - i} \right), \quad (6)$$

where the  $i$ -th product term is the probability that, at the  $i$ -th turn of uniformly sampling without replacement, the  $i$ -th sampled candidate doesn't belong to unlabeled entity set  $\hat{\mathbf{y}}$ .

Using Eq. (5), we have

$$q \geq \prod_{0 \leq i < \lceil \lambda n \rceil} \left( 1 - \frac{\sqrt{n} - m}{\frac{n(n+1)}{2} - m - i} \right). \quad (7)$$

The right term monotonically increases with rising  $m$ . Using  $m \geq 0$ , we have

$$q \geq \prod_{0 \leq i < \lceil \lambda n \rceil} \left( 1 - \frac{\sqrt{n}}{\frac{n(n+1)}{2} - i} \right). \quad (8)$$

Since the right term decreases with increasing  $i$ ,  $i < \lceil \lambda n \rceil$ , and  $\lceil \lambda n \rceil \leq n$ , we get

$$q > \left( 1 - \frac{2\sqrt{n}}{n(n-1) + 2} \right)^{\lceil \lambda n \rceil}. \quad (9)$$

In each product term,  $i$  is scaled to  $n - 1$ .

Because  $(1 + a)^b \geq 1 + ba$  for  $a \geq -1 \cap b \geq 1$  and  $\lceil \lambda n \rceil < \lambda n + 1$ , we have

$$\begin{aligned} \left( 1 - \frac{2\sqrt{n}}{n(n-1) + 2} \right)^{\lceil \lambda n \rceil} &\geq \\ 1 - \frac{2(\lambda n + 1)\sqrt{n}}{n(n-1) + 2} &> 1 - \frac{4\lambda\sqrt{n}}{n-1}. \end{aligned} \quad (10)$$

Ultimately, we conclude that

$$q > 1 - \frac{4\lambda\sqrt{n}}{n-1}. \quad (11)$$

The right term monotonically increases with the sentence length  $n$  and converges to 1.  $\square$

Eq. (5) verifies our previous claim. For example, when setting  $\lambda = 0.1$  and  $n = 20$ , the probability  $q$  is not smaller than 0.91.

### 3.3 Empirical Verification

To validate Theorem 1 in practice, we introduce a new metric, missampling rate  $\gamma$ , to measure the robustness of negative sampling. It is computed as, iterating over the whole training set  $\mathcal{W}$ , the overall proportion of unlabeled entities in sampled negatives. Formally, we have

$$\gamma = \frac{\sum_{(\mathbf{x}, \mathbf{y}, \hat{\mathbf{y}}) \in \mathcal{W}} |f(g(\mathbf{x}, \mathbf{y})) \cap f(\hat{\mathbf{y}})|}{\sum_{(\mathbf{x}, \mathbf{y}, \hat{\mathbf{y}}) \in \mathcal{W}} |g(\mathbf{x}, \mathbf{y})|}, \quad (12)$$

where  $f$  extracts the spans of input segments and  $g$  produces training negatives by negative sampling (see Sec. 2.4). A low missampling rate means that the sampling algorithm is robust.

Fig. 4 shows statistics of missampling rate on synthetic datasets. A blue point is the mean of 10 missampling rates on a synthetic dataset. The black line centered by a point is the 20 times variance of these rates. Different rates are obtained by setting different random seeds.

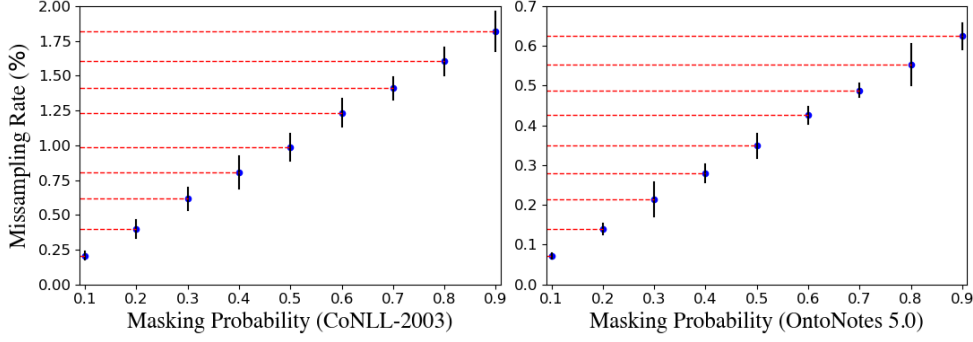


Figure 4: The missampling rates (%) of vanilla negative sampling on synthetic datasets.

We can see that missampling rates are generally low in synthetic datasets. For instance, when  $p = 0.2$ , no more than 0.5% of sampled negatives are false. These results also empirically explain why negative sampling works.

## 4 Algorithm Improvement

We propose a weighted sampling distribution to further improve negative sampling on mining hard negatives and robustness.

### 4.1 Problems

We have two concerns about vanilla negative sampling. Firstly, a key feature of negative sampling is that only a small portion of true negatives are involved in training. Based on Eq. (5) and the uniformity of sampling distribution, the upper bound of this portion can be derived as

$$\begin{aligned} \frac{\lceil \lambda n \rceil}{\frac{n(n-1)}{2} - (m + |\hat{\mathbf{Y}}|)} &\leq \frac{n}{\frac{n(n-1)}{2} - \sqrt{n}} \\ &\leq \frac{n}{\frac{n(n-1)}{2} - n} = \frac{2}{n-3}. \end{aligned} \quad (13)$$

For example, when  $n = 20$ , this portion is smaller than 11.76%. In this case, the hard negatives will rarely or even never be treated as training instances, which certainly degrades the generalization ability of NER models on the test set.

Secondly, the missampling rate  $\gamma$  is excessively high (about 2%) when *unlabeled entity problem* is serious (see Fig. 4). Besides the negative impact on performances, we find that this causes unstable training in earlier experiments.

### 4.2 Weighted Sampling Distribution

The normalized instance scores  $z_{i,j,l}$ ,  $1 \leq i \leq j \leq n$ ,  $l \in \mathcal{L}$  from the computations of a NER model reveal some useful information. Suppose it's the

$k$ -th sampling turn in negative sampling. For every negative candidate  $(i, j, O) \in \mathcal{S}_k$ , we define an uncertainty score  $u_{i,j}$  as the entropy of the label distribution over its span:

$$u_{i,j} = - \sum_{l \in \mathcal{L}} z_{i,j,l} \ln z_{i,j,l}, \quad (14)$$

and a non-entity score  $v_{i,j}$  as the difference between the score  $z_{i,j,O}$  and the maximum label score on the span  $(i, j)$ :

$$v_{i,j} = z_{i,j,O} - \max_{l \in \mathcal{L}} z_{i,j,l}. \quad (15)$$

With the two scores,  $u_{i,j}$  and  $v_{i,j}$ , we have the following two intuitions:

- A high uncertainty score  $u_{i,j}$  means the model is of low confidence about its prediction, indicating that the candidate  $(i, j, O)$  is very likely to be a hard negative;
- A high non-entity score  $v_{i,j}$  implies the low likelihood of the candidate  $(i, j, O)$  being an unlabeled entity.

Based on these, we design a weighted sampling distribution to replace the uniform sampling distribution used in negative sampling:

$$\begin{cases} r_{i,j} = u_{i,j} * (1 + v_{i,j})^\mu \\ e_{i,j}^k = \frac{\exp(r_{i,j}/T)}{\sum_{(i',j',O) \in \mathcal{S}_k} \exp(r_{i',j'}/T)} \end{cases}, \quad (16)$$

where  $\mu \geq 1$  magnifies the impacts of non-entity score  $v_{i,j}$  and  $T \geq 1$  controls the smoothness of sampling distribution. We set high  $\mu$  for ensuring good robustness to unlabeled entities.  $T$  is scheduled as  $\sqrt{C - c}$ , where  $C$  is the number of training epochs and  $0 \leq c < C$  is the current epoch number. Since NER models are not accurate in the



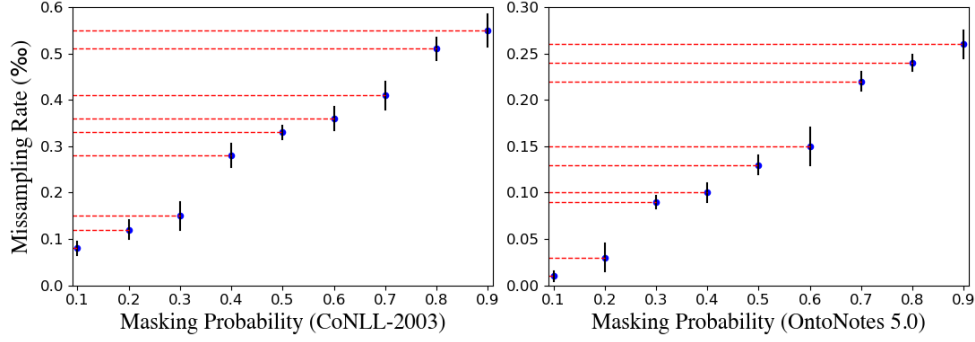


Figure 5: The missampling rates (%) of our proposed variant on synthetic datasets.

Masking Prob.	CoNLL-2003		OntoNotes 5.0	
	Vanilla Negative Sampling	Our Variant	Vanilla Negative Sampling	Our Variant
0.5	89.22	<b>89.51</b>	88.17	<b>88.31</b>
0.6	87.65	<b>88.03</b>	87.53	<b>88.02</b>
0.7	86.24	<b>86.97</b>	86.42	<b>86.85</b>
0.8	78.84	<b>82.05</b>	85.02	<b>86.12</b>
0.9	51.47	<b>60.57</b>	74.26	<b>80.55</b>

Table 1: The comparisons of F1 scores on synthetic datasets.

early stage of training, a more uniform sampling distribution (i.e., higher  $T$ ) is safer.

Ideally, our proposed sampling distribution sets high probabilities for hard negatives and low probabilities for unlabeled entities. Under this scheme, the issues mentioned in Sec. 4.1 can be well addressed. Moreover, the computation materials,  $u_{i,j}$  and  $v_{i,j}$ , are adaptively learned by the NER model, without resorting to external resources.

## 5 Experiments

We have conducted extensive experiments to verify the effectiveness of our proposed variant (i.e., negative sampling w/ weighted sampling distribution). On synthetic datasets, we have achieved far lower missampling rates and better F1 scores. On well-annotated datasets (e.g., CoNLL-2003), we narrow the performance gap between state-of-the-art methods and negative sampling. These results show our variant is more effective and more robust than vanilla negative sampling. We also have established new state-of-the-art performances on real-world datasets (e.g., NEWS).

### 5.1 Settings

The well-annotated datasets are CoNLL-2003 and OntoNotes 5.0. CoNLL-2003 contains 22137 sentences and is split into 14987, 3466, and 3684 sentences for training set, development set, and test set, respectively. OntoNotes 5.0 contains 76714 sentences from a wide variety of sources. We fol-

low the same format and partition as in Luo et al. (2020). The construction of synthetic datasets is based on well-annotated datasets and has been already described in Sec. 2.2.

Following prior works (Nooralahzadeh et al., 2019; Li et al., 2021), we adopt EC and NEWS as the real-world datasets. Both of them are collected by Yang et al. (2018). The data contains 2400 sentences annotated by human and is divided into three portions: 1200 for training set, 400 for development set, and 800 for test set. Yang et al. (2018) build an entity dictionary of size 927 and apply distant supervision on a raw corpus to get extra 2500 training cases. NEWS is constructed from MSRA (Levow, 2006). Training set is of size 3000, development set is of size 3328, and test set is of size 3186 are all sampled from MSRA. Yang et al. (2018) collect an entity dictionary of size 71664 and perform distant supervision on the remaining data to obtain extra 3722 cases for training. Both EC and NEWS contain massive incomplete annotations. NER models trained on them suffer from *unlabeled entity problem*.

We adopt the same configurations for all the datasets. The dimensions of scoring layers are 256. L2 regularization and dropout ratio are  $10^{-5}$  and 0.4, respectively. We set  $\mu = 8$ . This setting is obtained via grid search. We use Adam (Kingma and Ba, 2014) to optimize models. Our models run on GeForce RTX 2080T. At test time, we convert the predictions from our models into IOB format and

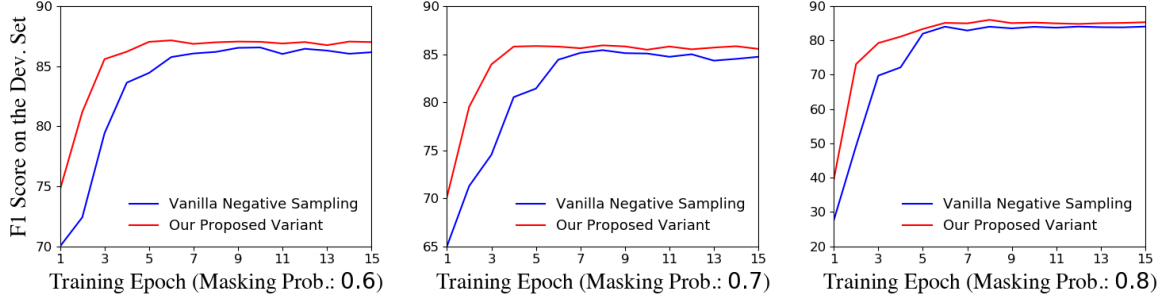


Figure 6: The changes of F1 scores with training epochs on some synthetic datasets.

Method	CoNLL-2003	OntoNotes 5.0
Flair Embedding (Akbik et al., 2018)	93.09	89.3
HCR w/ BERT (Luo et al., 2020)	93.37	90.30
BERT-MRC (Li et al., 2020a)	93.04	91.11
BERT-Biaffine Model (Yu et al., 2020)	93.5	<b>91.3</b>
Vanilla Negative Sampling (Li et al., 2021)	93.42	90.59
Our Proposed Variant	<b>93.68</b>	91.17

Table 2: The experiment results on well-annotated datasets.

use conllev<sup>2</sup> script to compute the F1 score. In all the experiments, the improvements of our models over the baselines are statistically significant with a rejection probability lower than 0.01.

## 5.2 Results on Synthetic Datasets

Table 1 compares vanilla negative sampling with our proposed variant in terms of F1 score. We can draw two conclusions. Firstly, our approach greatly improves the effectiveness of negative sampling. For example, when masking probability  $p$  is 0.8, we increase the F1 scores by 4.07% on CoNLL-2003 and 1.29% on OntoNotes 5.0. Secondly, our variant is still robust when *unlabeled entity problem* is very serious. Setting masking probability  $p$  from 0.5 to 0.9, our performance on OntoNotes 5.0 only drops by 8.79%. By contrast, it’s 32.33% for vanilla negative sampling.

Fig. 5 shows some statistics of missampling rate for our variant on different synthetic datasets. The illustration scheme is the same as that of Sec. 3.3. Compared with the results of vanilla negative sampling (see Fig. 4), our method has obtained much lower missampling rates. For instance, when masking probability  $p$  is 0.5, our averaged rate on CoNLL-2003 is 31 times smaller than that of vanilla negative sampling. These results verify that our method significantly improves the robustness of negative sampling.

<sup>2</sup><https://www.clips.uantwerpen.be/conll2000/chunking/conllev.txt>.

## 5.3 Convergence Analysis

Fig. 6 shows the changes of F1 scores of vanilla negative sampling and our proposed variant with training epochs. The synthetic datasets are constructed from OntoNotes 5.0. We can see that, compared with vanilla negative sampling, our proposed variant obtains far better performances on the first few epochs and converges much faster. These results further verify the superiority of our weighted sampling distribution.

## 5.4 Results on Well-annotated Datasets

As shown in Table 2, we have achieved excellent performances on well-annotated datasets. The F1 scores of baselines are copied from Li et al. (2021). With our weighted sampling distribution, the results of negative sampling are improved by 0.28% on CoNLL-2003 and 0.64% on OntoNotes 5.0. Our model even outperforms BERT-Biaffine Model by 0.19% on CoNLL-2003. Compared with a strong baseline, Flair Embedding, our improvements of F1 scores are 0.63% and 2.09% on the two datasets. These results further verify the effectiveness of the proposed sampling distribution.

## 5.5 Results on Real-world Datasets

Real-world datasets contain a high percentage of partial annotations caused by distant supervision. Hence, the models trained on them are faced with serious *unlabeled entity problem*.

Table 3 diagrams the results. The F1 scores of negative sampling and Partial CRF are from

Method		EC	NEWS
Partial CRF (Yang et al., 2018)		60.08	78.38
Positive-unlabeled (PU) Learning (Peng et al., 2019)		61.22	77.98
Weighted Partial CRF (Jie et al., 2019)		61.75	78.64
BERT-MRC (Li et al., 2020a)		55.72	74.55
BERT-Biaffine Model (Yu et al., 2020)		55.99	74.57
Li et al. (2021)	Vanilla Negative Sampling	66.17	85.39
	w/o BERT, w/ BiLSTM	64.68	82.11
This Work	Our Proposed Variant	<b>67.03</b>	<b>86.15</b>
	w/o BERT, w/ BiLSTM	<b>65.81</b>	<b>83.79</b>

Table 3: The experiment results on two real-world datasets.

their papers. We have additionally reported the results of PU Learning<sup>3</sup>, Weighted Partial CRF<sup>4</sup>, BERT-MRC<sup>5</sup>, and BERT-Biaffine Model<sup>6</sup>, using their codes. We can draw three conclusions from the table. Firstly, we can see that BERT-MRC and BERT-Biaffine Model both perform poorly on real-world datasets. This manifests the huge adverse impacts of unlabeled entities on models. Secondly, our variant has achieved new state-of-the-art results on the two datasets. Our scores outnumber those of vanilla negative sampling by 1.30% and 0.89% on them. Thirdly, to make fair comparisons, we also report the results of using Bi-LSTM, instead of BERT, as the sentence encoder. This version still notably surpasses prior methods on the two datasets. For example, compared with Weighted Partial CRF, our improvements are 6.57% on EC and 6.55% on NEWS.

## 6 Related Work

A number of approaches (Lample et al., 2016; Akbik et al., 2018; Clark et al., 2018; Li et al., 2020b; Yu et al., 2020) based on end-to-end neural networks have achieved promising performances. However, in many cases (e.g., distantly supervised NER), they severely suffer from *unlabeled entity problem*, where massive named entities are not annotated in training data. There are some techniques developed by earlier works to mitigate this issue. Fuzzy CRF and AutoNER (Shang et al., 2018b) allow NER models to learn from high-quality phrases that might be potential named entities. Mining these phrases demands external resources (Shang et al., 2018a), which is not flexible for practical usage. Moreover, there is no guarantee that unlabeled entities are fully covered by these phrases. PU Learning (Peng et al., 2019; Mayhew et al.,

2019) adopts a weighted training loss and assigns low weights to false negative instances. This approach is limited by requiring prior information or heuristics. Partial CRF (Yang et al., 2018; Jie et al., 2019) is an extension of CRF, which marginalizes the loss over all the candidates that are compatible with the incomplete annotation. The defect is that it still needs a portion of well-annotated data to obtain true negative instances. This limits the use of this model in real applications.

Recently, Li et al. (2021) find that unlabeled entities severely misguide the NER models during training. Based on this observation, they introduce a simple yet effective approach using negative sampling. It’s much more flexible than other methods, without resorting to external resources, heuristics, etc. However, Li et al. (2021) haven’t well explained why negative sampling works and there are weaknesses in the algorithm.

## 7 Conclusion

*Unlabeled entity problem* seriously degrades the performances of NER models. A recent method based on negative sampling has well handled this problem. We have made three contributions in this paper. Firstly, we explore why negative sampling succeeds, responding to Li et al. (2021)’s call for strict analysis. We conclude an inequation based on the sparsity of named entities. Using this inequation, we show a theoretical guarantee that negative sampling is robust to unlabeled entities for long sentences. Missampling tests on synthetic datasets have empirically verified our guarantee. Secondly, to mine hard negatives and further reduce missampling rates, we present a weighted sampling distribution for negative sampling. Experiments on synthetic datasets and well-annotated datasets show that our proposed variant is more effective and more robust than vanilla negative sampling. Thirdly, we have established new state-of-the-art results on real-world datasets.

<sup>3</sup><https://github.com/v-mipeng/LexiconNER>.

<sup>4</sup>[https://github.com/allanj/ner\\_incomplete\\_annotation](https://github.com/allanj/ner_incomplete_annotation).

<sup>5</sup><https://github.com/ShannonAI/mrc-for-flat-nested-ner>.

<sup>6</sup><https://github.com/juntaoy/biaffine-ner>.



## References

- Alan Akbik, Duncan Blythe, and Roland Vollgraf. 2018. [Contextual string embeddings for sequence labeling](#). In *Proceedings of the 27th International Conference on Computational Linguistics*, pages 1638–1649, Santa Fe, New Mexico, USA. Association for Computational Linguistics.
- Kevin Clark, Minh-Thang Luong, Christopher D. Manning, and Quoc Le. 2018. [Semi-supervised sequence modeling with cross-view training](#). In *Proceedings of the 2018 Conference on Empirical Methods in Natural Language Processing*, pages 1914–1925, Brussels, Belgium. Association for Computational Linguistics.
- Jacob Devlin, Ming-Wei Chang, Kenton Lee, and Kristina Toutanova. 2019. [BERT: Pre-training of deep bidirectional transformers for language understanding](#). In *Proceedings of the 2019 Conference of the North American Chapter of the Association for Computational Linguistics: Human Language Technologies, Volume 1 (Long and Short Papers)*, pages 4171–4186, Minneapolis, Minnesota. Association for Computational Linguistics.
- Jason Fries, Sen Wu, Alex Ratner, and Christopher Ré. 2017. Swellshark: A generative model for biomedical named entity recognition without labeled data. *arXiv preprint arXiv:1704.06360*.
- Zhanming Jie, Pengjun Xie, Wei Lu, Ruixue Ding, and Linlin Li. 2019. [Better modeling of incomplete annotations for named entity recognition](#). In *Proceedings of the 2019 Conference of the North American Chapter of the Association for Computational Linguistics: Human Language Technologies, Volume 1 (Long and Short Papers)*, pages 729–734, Minneapolis, Minnesota. Association for Computational Linguistics.
- Yannis Kalantidis, Mert Bulent Sariyildiz, Noe Pion, Philippe Weinzaepfel, and Diane Larlus. 2020. Hard negative mixing for contrastive learning. In *Neural Information Processing Systems (NeurIPS)*.
- Diederik P Kingma and Jimmy Ba. 2014. Adam: A method for stochastic optimization. *arXiv preprint arXiv:1412.6980*.
- John Lafferty, Andrew McCallum, and Fernando CN Pereira. 2001. Conditional random fields: Probabilistic models for segmenting and labeling sequence data.
- Guillaume Lample, Miguel Ballesteros, Sandeep Subramanian, Kazuya Kawakami, and Chris Dyer. 2016. [Neural architectures for named entity recognition](#). In *Proceedings of the 2016 Conference of the North American Chapter of the Association for Computational Linguistics: Human Language Technologies*, pages 260–270, San Diego, California. Association for Computational Linguistics.
- Gina-Anne Levow. 2006. [The third international Chinese language processing bakeoff: Word segmentation and named entity recognition](#). In *Proceedings of the Fifth SIGHAN Workshop on Chinese Language Processing*, pages 108–117, Sydney, Australia. Association for Computational Linguistics.
- Xiao-Li Li and Bing Liu. 2005. Learning from positive and unlabeled examples with different data distributions. In *European conference on machine learning*, pages 218–229. Springer.
- Xiaoya Li, Jingrong Feng, Yuxian Meng, Qinghong Han, Fei Wu, and Jiwei Li. 2020a. [A unified MRC framework for named entity recognition](#). In *Proceedings of the 58th Annual Meeting of the Association for Computational Linguistics*, pages 5849–5859, Online. Association for Computational Linguistics.
- Yangming Li, lemao liu, and Shuming Shi. 2021. [Empirical analysis of unlabeled entity problem in named entity recognition](#). In *International Conference on Learning Representations*.
- Yangming Li, Han Li, Kaisheng Yao, and Xiaolong Li. 2020b. [Handling rare entities for neural sequence labeling](#). In *Proceedings of the 58th Annual Meeting of the Association for Computational Linguistics*, pages 6441–6451, Online. Association for Computational Linguistics.
- Xiao Ling and Daniel S Weld. 2012. Fine-grained entity recognition. In *AAAI*, volume 12, pages 94–100.
- Ying Luo, Fengshun Xiao, and Hai Zhao. 2020. [Hierarchical contextualized representation for named entity recognition](#). *Proceedings of the AAAI Conference on Artificial Intelligence*, 34(05):8441–8448.
- Xuezhe Ma and Eduard Hovy. 2016. [End-to-end sequence labeling via bi-directional LSTM-CNNs-CRF](#). In *Proceedings of the 54th Annual Meeting of the Association for Computational Linguistics (Volume 1: Long Papers)*, pages 1064–1074, Berlin, Germany. Association for Computational Linguistics.
- Stephen Mayhew, Snigdha Chaturvedi, Chen-Tse Tsai, and Dan Roth. 2019. [Named entity recognition with partially annotated training data](#). In *Proceedings of the 23rd Conference on Computational Natural Language Learning (CoNLL)*, pages 645–655, Hong Kong, China. Association for Computational Linguistics.
- Mike Mintz, Steven Bills, Rion Snow, and Daniel Jurafsky. 2009. [Distant supervision for relation extraction without labeled data](#). In *Proceedings of the Joint Conference of the 47th Annual Meeting of the ACL and the 4th International Joint Conference on Natural Language Processing of the AFNLP*, pages 1003–1011, Suntec, Singapore. Association for Computational Linguistics.

- Farhad Nooralahzadeh, Jan Tore Lønning, and Lilja Øvrelid. 2019. [Reinforcement-based denoising of distantly supervised NER with partial annotation](#). In *Proceedings of the 2nd Workshop on Deep Learning Approaches for Low-Resource NLP (DeepLo 2019)*, pages 225–233, Hong Kong, China. Association for Computational Linguistics.
- Minlong Peng, Xiaoyu Xing, Qi Zhang, Jinlan Fu, and Xuanjing Huang. 2019. [Distantly supervised named entity recognition using positive-unlabeled learning](#). In *Proceedings of the 57th Annual Meeting of the Association for Computational Linguistics*, pages 2409–2419, Florence, Italy. Association for Computational Linguistics.
- Xiang Ren, Ahmed El-Kishky, Chi Wang, Fangbo Tao, Clare R. Voss, and Jiawei Han. 2015. [Clustype: Effective entity recognition and typing by relation phrase-based clustering](#). In *Proceedings of the 21th ACM SIGKDD International Conference on Knowledge Discovery and Data Mining, KDD '15*, page 995–1004, New York, NY, USA. Association for Computing Machinery.
- Joshua David Robinson, Ching-Yao Chuang, Suvrit Sra, and Stefanie Jegelka. 2021. [Contrastive learning with hard negative samples](#). In *International Conference on Learning Representations*.
- Helmut Schmid. 1994. [Part-of-speech tagging with neural networks](#). In *COLING 1994 Volume 1: The 15th International Conference on Computational Linguistics*.
- Jingbo Shang, Jialu Liu, Meng Jiang, Xiang Ren, Clare R Voss, and Jiawei Han. 2018a. Automated phrase mining from massive text corpora. *IEEE Transactions on Knowledge and Data Engineering*, 30(10):1825–1837.
- Jingbo Shang, Liyuan Liu, Xiaotao Gu, Xiang Ren, Teng Ren, and Jiawei Han. 2018b. [Learning named entity tagger using domain-specific dictionary](#). In *Proceedings of the 2018 Conference on Empirical Methods in Natural Language Processing*, pages 2054–2064, Brussels, Belgium. Association for Computational Linguistics.
- Erik F. Tjong Kim Sang and Sabine Buchholz. 2000. [Introduction to the CoNLL-2000 shared task chunking](#). In *Fourth Conference on Computational Natural Language Learning and the Second Learning Language in Logic Workshop*.
- Erik F. Tjong Kim Sang and Fien De Meulder. 2003. [Introduction to the CoNLL-2003 shared task: Language-independent named entity recognition](#). In *Proceedings of the Seventh Conference on Natural Language Learning at HLT-NAACL 2003*, pages 142–147.
- Yuta Tsuboi, Hisashi Kashima, Shinsuke Mori, Hiroki Oda, and Yuji Matsumoto. 2008. [Training conditional random fields using incomplete annotations](#). In *Proceedings of the 22nd International Conference on Computational Linguistics (Coling 2008)*, pages 897–904, Manchester, UK. Coling 2008 Organizing Committee.
- Ashish Vaswani, Noam Shazeer, Niki Parmar, Jakob Uszkoreit, Llion Jones, Aidan N Gomez, Łukasz Kaiser, and Illia Polosukhin. 2017. [Attention is all you need](#). In *Advances in Neural Information Processing Systems*, volume 30, pages 5998–6008. Curran Associates, Inc.
- Ralph Weischedel, Eduard Hovy, Mitchell Marcus, Martha Palmer, Robert Belvin, Sameer Pradhan, Lance Ramshaw, and Nianwen Xue. 2011. Ontonotes: A large training corpus for enhanced processing. *Handbook of Natural Language Processing and Machine Translation*. Springer, page 59.
- Ikuya Yamada, Akari Asai, Hiroyuki Shindo, Hideaki Takeda, and Yuji Matsumoto. 2020. [LUKE: Deep contextualized entity representations with entity-aware self-attention](#). In *Proceedings of the 2020 Conference on Empirical Methods in Natural Language Processing (EMNLP)*, pages 6442–6454, Online. Association for Computational Linguistics.
- Yaosheng Yang, Wenliang Chen, Zhenghua Li, Zhengqiu He, and Min Zhang. 2018. [Distantly supervised NER with partial annotation learning and reinforcement learning](#). In *Proceedings of the 27th International Conference on Computational Linguistics*, pages 2159–2169, Santa Fe, New Mexico, USA. Association for Computational Linguistics.
- Juntao Yu, Bernd Bohnet, and Massimo Poesio. 2020. [Named entity recognition as dependency parsing](#). In *Proceedings of the 58th Annual Meeting of the Association for Computational Linguistics*, pages 6470–6476, Online. Association for Computational Linguistics.