

Vision-based Autonomous Disinfection of High Touch Surfaces in Indoor Environments

Sean Roelofs¹, Benoit Landry², Myra Kurosu Jalil³, Adrian Martin³, Saisneha Koppaka³, Sindy K.Y. Tang³, and Marco Pavone²

¹ Department of Computer Science, Stanford University

² Department of Aeronautics and Astronautics, Stanford University

³ Department of Mechanical Engineering, Stanford University

Abstract: Autonomous systems have played an important role in response to the Covid-19 pandemic. Notably, there have been multiple attempts to leverage Unmanned Aerial Vehicles (UAVs) to disinfect surfaces. Although recent research suggests that surface transmission has a minimal impact in the spread of Covid-19, surfaces do play a significant role in the transmission of many other viruses. Employing UAVs for mass spray disinfection offers several potential advantages including high throughput application of disinfectant, large scale deployment, and the minimization of health risks to sanitation workers. Despite these potential benefits and preliminary usage of UAVs for disinfection, there has been little research into their design and effectiveness. In this work we present an autonomous UAV capable of effectively disinfecting surfaces. We identify relevant parameters such as disinfectant concentration, amount, and application distance required of the UAV to sterilize high touch surfaces such as door handles. Finally, we develop a robotic system that enables the fully autonomous disinfection of door handles in an unstructured, previously unknown environment. To our knowledge, this is the smallest untethered UAV ever built with both full autonomy and spraying capabilities, allowing it to operate in confined indoor settings, and the first autonomous UAV to specifically target high touch surfaces on an individual basis with spray disinfectant, resulting in more efficient use of disinfectant.

Keywords: UAV, Quadrotor, Autonomous, Disinfectant, Sanitation, Spray, Object Detection, Fomites

1. INTRODUCTION

UAVs have seen widespread use in response to the Covid 19 pandemic. They have delivered medical supplies including PPE & tests, enforced quarantine restrictions, tracked crowd sizes, and even delivered Girl Scout cookies. One particular use of UAVs that has garnered a lot of attention is mass spray disinfection. UAVs with disinfectant spraying capabilities have been used in countries including China, the United States, India, Spain, France, Indonesia, Nigeria, and more [1–7]. Many of these UAVs were originally built for spraying agricultural fields but re-purposed during the pandemic.

Recently, scientific research has shown that the risk of contracting SARS-CoV-2 (the virus that causes Covid 19) through contact with an infected surface is very low. Specifically, the United States Center for Diseases Control and Prevention (CDC) estimates that each contact with an infected surface has a less than 1 in 10,000 chance of resulting in an infection with SARS-CoV-2 [8]. However, disinfecting surfaces is still important as many pathogens do spread through surfaces. The common cold, norovirus, rotavirus, adenoviruses, ebola, H1N1, and many other viruses are all spread by surface transmission [9–14].

Norovirus, the leading cause of acute gastroenteritis that causes 19-21 million infections and 570-800 deaths annually in the United States [15], is known to spread due to surface contamination [10, 16, 17]. Many other pathogens, such as adenoviruses and influenza A H1N1 can also spread through contact with contaminated surfaces and objects [12, 14, 17–19]. While surface transmission may not be the dominant cause of spread for




Fig. 1. The UAV is capable of autonomously identifying door handles (a high touch surface) in unstructured environments and disinfecting them with an ethanol solution. The proposed system is an important step towards harnessing robotics to mitigate the spread of infectious diseases.

SARS-CoV-2 [8], other human coronaviruses (e.g. CoV-229E, MERS-CoV and SARS-CoV) may transmit via surface contact [17, 20, 21]. Frequent surface disinfection could reduce the spread of these pathogens. In [21], where various surfaces in a classroom were tested for the presence of human coronavirus, doorknobs were frequently found to be contaminated.

Furthermore, there are several advantages to using UAVs to disinfect surfaces. UAVs disinfecting surfaces could be deployed en masse, spray high volumes of disinfectant, and limit sanitation workers exposure to contaminated surfaces and areas. Given the potential benefits and preliminary deployments, several researchers have conducted investigations into the use of UAV's for spray disinfection - especially since the start of the Covid-19 pan-

demic. However, the existing literature fails to investigate using UAVs to a) spray disinfectant indoors, b) spray disinfectant with a high level of autonomy, and c) target specific high touch surfaces with disinfectant. These are important areas of research because, respectively, many pathogens last longer on indoor surfaces sheltered from the elements, unlocking the benefits of mass deployment depends on autonomous functionality, and targeting high touch surfaces increases the efficiency of sprayed disinfectant. In order to address these shortcomings, this work makes the following important contributions:

1. we design, to the best of our knowledge, the first small scale and fully autonomous UAV with disinfectant spraying capabilities,
2. we verify, on a representative sample, that the sprayed disinfectant achieves the coverage necessary to neutralize many common viruses.

2. RELATED WORK

Here we provide a brief overview of existing work related to the use of autonomous UAVs for disinfection.

2.1 Semi-Autonomous Disinfectant Systems

In the wake of the pandemic, there have been several limited investigations into semi-autonomous disinfectant robots and UAVs and their hardware capabilities. [22, 23] present tele-operated ground robots equipped with sprayers. [24–26] present UAVs equipped with sprayers. Specifically, [26] and [24] look at the trade off between drone weight and volume of disinfectant carried. In both instances, there is mention of indoor flight, but no evidence that the UAVs flew indoors or could do so without direct manual control is provided. Moreover, none of those UAVs have autonomous capabilities greater than the ability to follow preset waypoints and the effectiveness of the spraying method is not investigated.

2.2 Spraying Parameters

[27] and [28] investigate how spray parameters including flying height, flying speed, and spray rate impact a disinfectant spraying UAV’s ability to cover a surface. [27] takes a purely theoretical approach and calculates that varying these parameters can lead to disinfectant coverage between 30 and 0.24 g/m². [27] also explores trade offs between area covered and flight time. [28] investigates how height and speed impact the coverage of a surface with an actual UAV. These lines of research are relevant to our work, because our approach also requires specific spraying parameters to adequately cover a target surface. However, unlike previous work, we propose spraying a relatively smaller target (as opposed to a large swath of ground), so the corresponding spraying parameters are different.

2.3 Spraying UAVs

Finally, most relevant to this work is existing literature on complete UAV spray systems. First, [29] presents PaintCopter, a fully autonomous UAV that spray paints

patterns on surfaces. Notably, this UAV remains tethered during operation and therefore does not address some of the design considerations relevant to our problem. Second, [30] presents a UAV equipped with ozone disinfectant for use in outdoor settings. This research is unique because it analyzes the decision to use ozone as a disinfectant and shows that ozone has sterilizing properties against SARS-CoV-2. Similar to this work we also present an analysis of our disinfectant choice and its sterilizing properties, however we look at viruses beyond SARS-CoV-2 and use a more widely available disinfectant.

Although quickly growing, the existing body of works on the utilization of autonomous UAVs for the disinfection of indoor surfaces therefore remains incomplete. Most notably, all of the systems mentioned above lack a crucial component that would prevent their widespread adoption. Specifically, existing spraying UAVs either lack the ability to operate autonomously, the ability to apply disinfectant in a targeted manner, or the ability to safely maneuver indoors. Our work is unique in its attempt to simultaneously address all of these shortcomings, and represents a significant step forward towards the more widespread adoption of UAV systems in addressing concerns related to public health.

3. UAV HARDWARE

In this section, we introduce the UAV and its hardware. The design was guided by the competing requirements to have full on-board autonomy and spraying capabilities while being small enough to fly indoors. We used a combination of commercially available, custom, and 3D printed parts. To our knowledge, this is the smallest untethered UAV ever built, either commercially or academically, with both autonomous and spraying capabilities, which allow it to operate in unstructured confined indoor settings.

3.1 UAV Base

The UAV is built on a Holybro S500 quadrotor base. This base is small enough to fly indoors but large enough to mount the compute, sensors, spraying system, and other components. We use a 4 cell battery and 900kv 2812 motors to generate sufficient thrust. At full load, this power system allows the UAV to stay airborne for over 10 minutes.

3.2 Compute

The UAV’s compute is provided by a Nvidia Jetson Xavier NX. This lightweight edge computing device runs Ubuntu and has a 21 TOPS GPU, which is essential for running object detection on board in real time. The UAV also has a Pixhawk 4 flight controller for lower level motor control and radio communication.

3.3 Sensors

The UAV uses two visual sensors. The first is the Intel RealSense Depth Camera D435i. This camera pro-

vides 30fps 480×640 RGBD images. The D channel encodes the distance each pixel is from the camera. The second is the Intel RealSense Tracking Camera T265. This camera provides highly accurate real time pose estimation through use of internal visual odometry. Together, these cameras report the information needed to estimate the UAV's position and generate a 3D map of its environment. These cameras are mounted to the UAV with a custom 3D printed mount. This mount keeps the cameras at a known transformation relative to each other. Finally, there is a suite of integrated sensors including an IMU in the flight controller.

3.4 Spraying

The UAV is equipped with a spray system consisting of a tank, pump, and nozzle. The pump (Adafruit, Peristaltic Liquid Pump) draws disinfectant from a 250 ml fuel tank re-purposed to hold the disinfectant. The disinfectant travels through silicone tubing with 2 mm inner diameter and 4 mm outer diameter to a spray nozzle of diameter $80 \mu\text{m}$ (Victory Innovations, VP50). The whole system is mounted on the UAV with a custom 3D printed mount. The flow rate of water from the nozzle was measured to be 2.6 oz/min.

4. SPRAYING PARAMETERS FOR SURFACE DISINFECTION

There are many parameters that could change how the UAV sprays disinfectant on a target surface. For example, when detecting a door handle to disinfect, the UAV must pick a location relative to the handle from which to spray disinfectant, and that relative location could be modified. In this section we find the spraying parameters needed to neutralize viral particles on a surface with the UAV.

4.1 Disinfecting a Surface

To effectively disinfect a surface, we aim to select a disinfectant solution that targets a wide variety of pathogens and is able to inactivate them within a short period of time. The World Health Organization recommends 70% ethanol as a disinfectant as it inactivates a wide variety of pathogens [31]. Feline calicivirus (a norovirus surrogate), adenovirus, H1N1, and many coronaviruses are effectively inactivated by 70% ethanol within 1 minute [32–36] in carrier tests. Carrier tests determine the effectiveness of a disinfectant on a virus that has been dried on a surface and are more robust than other tests (e.g. suspension tests) in determining the effectiveness of a disinfectant [37]. For these reasons, we selected 70% ethanol as the chemical disinfectant solution for the system.

4.2 Parameter Selection

For a spraying-capable UAV to disinfect a surface, it must generate a film of disinfectant on the target surface that persists long enough to kill the target pathogens. As discussed in the previous section, this means the UAV using a 70% ethanol solution must generate a film that per-

sists for at least 60 seconds. There are several parameters on a spraying-capable UAV one could use to satisfy this constraint, however we chose to focus only on spraying distance and spraying time. We chose these parameters because:

1. spraying-capable UAVs can readily adjust their spraying distance and time,
2. using these parameters does not assume any control over the spraying mechanism,
3. generating a film that persists for 60 seconds should always be possible by spraying closer to the surface for a longer duration.

4.3 Spraying Distance

We considered two objectives, which compete with each other, when choosing the spraying distance. The first objective is to avoid collisions with obstacles, and the second is for a significant proportion of the droplets to reach the surface. Spray too close and the UAV will collide with walls and handles; spray too far and the droplets (when sprayed horizontally) will miss the target due to gravity and downdraft caused by the propellers.




Fig. 2. Droplets are swept away by the propellers downdraft. Spraying too far from a target will result in less droplets reaching the surface but spraying too close will result in a greater chance of collisions.

To quantify the effect of gravity and downdraft, we sprayed a known amount of disinfectant onto a vertical surface attached to a scale while the propellers were running.

With 30 cm between the spraying nozzle and target surface, 73% of the droplets by mass landed on the surface. Past 30 cm, there was a significant decline in mass of droplets reaching the surface. Therefore, we determined 30cm was the farthest distance from a surface we could spray while still obtaining a reasonable spray coverage

4.4 Spraying Time

We want the UAV to spray the minimal amount of time such that the 70% ethanol will maintain a film on the target surface for at least one minute to inactivate many common viruses. Since we are spraying from a UAV onto a vertical surface, we expect the ethanol coverage to reduce rapidly due to the combined effects of evaporation and gravity. In order to determine the minimal time required, we sprayed disinfection solution onto

a vertical surface (the door handle) for 1, 2, and 3 seconds and observed how long the film of ethanol remained on at least 90% of the door handle surface. We conducted this test with the UAV immobilized (its landing gear was mounted to a chair) and its sprayer 30 cm from the door handle. Before spraying, we turned the UAV’s propellers on to create the downdraft that pulls droplets away. We recorded a video of the ethanol solution as it evaporated off the door handle and quantified the coverage area in Figure 3 by manually tracing the portion of the area covered by ethanol in ImageJ immediately after spraying and one minute after spraying.




Fig. 3. (A) Door handle imaged 0 s and 60 s after spraying for 2 s. (B) Door handle imaged 0 s and 60 s after spraying for 1 s. (C) Percentage of door handle area covered by disinfectant solution 0 s (A_0) and 60 s (A_{60}) after spraying for 1, 2, or 3 seconds.

Based on these results (Figure 3), we find that spraying for more than 1 second is required in order to create adequate ($\geq 90\%$ for 1 min) coverage of the door handle, and spraying for more than 2 seconds uses more disinfectant than necessary. Therefore, we chose 2 seconds for the UAV’s spray duration.

5. DOOR HANDLE LOCALIZATION AND SPRAYING POSE

To autonomously spray door handles, the UAV must be able to detect, localize, and compute a spraying pose for previously unseen handles in real time. Our approach is inspired from [38] and uses the same YOLO [39] object detection model to provide bounding boxes of handles and doors. When a handle and door are detected, we generate a point cloud representation of each using their respective bounding boxes and the depth channel from the RGBD image. However, unlike [38], our perception system has to work at a greater distance from doors for safety reasons. To do so, we devised a novel method for localizing the handle and computing a spraying pose.

5.1 Handle Localization

The UAV detects handles from a relatively far distance to both reduce collisions and to keep most of the door associated with a handle in the camera’s field of view. The downside of detecting from a far distance is that the point cloud representation of a handle region has a low point density. With a low point density and noisy depth channel, it becomes difficult to differentiate points belonging to the actual handle from points belonging to the nearby door surface or door frame. We can approximately localize a handle by computing the raw centroid of the handle region. However this method results in a large variance in the direction perpendicular to the door due to the noise of the sensor, the ratio of actual handle points and door frame points captured in the handle region, and the potential to include some points from the door frame which may be recessed or protruding (see the red oval in Figure 4).

To address this, we fit a planar model to the door region using the RANSAC algorithm as implemented in the Point Cloud Library [40]. Then we project the raw centroid of the handle region to the door plane to reduce the variance in the direction perpendicular to the door. Finally, to calculate our best estimate of a handle’s position we use a constant offset in the direction of the door’s normal vector to account for a handle’s protrusion from the door’s surface. The whole process is summarized in Figure 4.

5.2 Spraying Pose

We compute the spraying position from the handle position and the door normal such that the when in the spraying position, the UAV’s spraying nozzle points perpendicular to the door and is 30cm from the handle. See Figure 4 for a visualization of the spraying pose relative to a handle and door.

6. PLANNING STRATEGY

To autonomously spray door handles, the UAV must have several advanced software features including mapping, collision free path planning, path following, and a state machine. In this section we provide an overview of

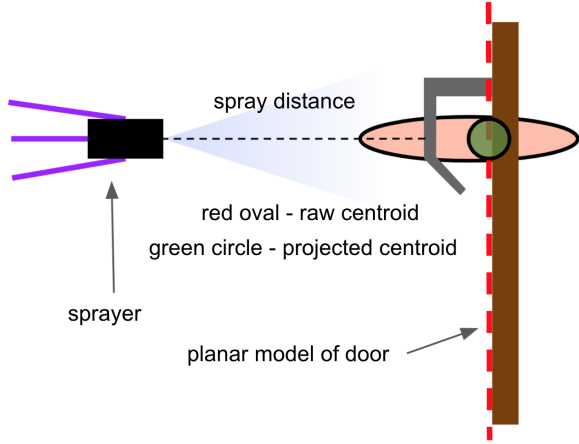


Fig. 4. The raw centroid, located somewhere within the red oval, is computed from the door handle point cloud. It is then projected onto the planar model of the door. The spray pose is computed so the sprayer is facing the handle and 30cm from the handle.

these software components.

6.1 Mapping

The UAV creates and updates a 3D map of its environment in the form of an voxel grid, a efficient volumetric representation of free, empty, and unexplored space. This map is created from point cloud measurements paired with the UAV's pose during measurement. Figure 5 shows a map of a hallway that the UAV generated.

6.2 Path Planning

Given a start position, end position, and 3D map of the environment, we must plan a 3D path from start to end that will avoid all collisions. To do so, we use the OMPL [41] implementation of RRT* [42], an efficient search algorithm in complex spaces. This algorithm requires the UAV to predict if certain positions will result in a collision, which it does by modeling itself as a rectangular cuboid and checking for collisions with the voxel grid. Figure 5 shows a path the UAV planned around an obstacle.

6.3 Path Following

Given a series of waypoints from the path planning module, the UAV sends these waypoints to the PX4 flight controller, which then follows them using a cascaded PID-based controller.

6.4 State Machine

At a high level, the UAV can takeoff, explore towards a set final goal, detour to spray door handles as it sees them, and land when it reaches the final goal (follow along in Figure 6). In all stages of flight, the UAV continuously estimates its position using the tracking camera and builds a 3D map of the world using its position and the depth camera measurements. The UAV starts by taking off with a preset final goal. Once takeoff is complete,

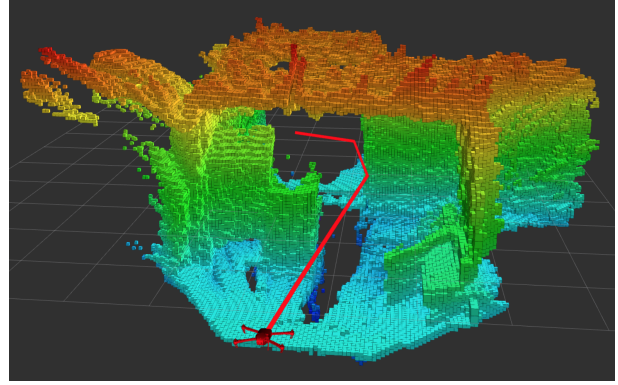


Fig. 5. A visual representation of the 3D occupancy map estimated using the UAV's depth and tracking cameras. Also pictured is a path computed using RRT* that avoids the the obstacles in the map.

the UAV immediately enters explore mode. In explore mode, the UAV plans and follows a collision free path towards the final goal. The UAV assumes that following this path will lead it through a hallway that could contain handles on either side. While following this path, the UAV yaws side to side in order to scan both walls. When the UAV detects both a door and a handle on the door with its CNN, the UAV stops exploring and switches to spray mode. In spray mode, the UAV computes the spray pose as described in section 5.2 and travels towards this pose while keeping the handle in its field of view. Once the UAV is within one meter of the spray position, it rotates to aim the sprayer towards the handle, waits to be within a small threshold of the desired spray position, and then turns the sprayer on for 2 seconds. When spraying is finished, the UAV returns to the center of the hallway and continues in explore mode. If the UAV triggers a fail safe like low battery or inability to reach the final goal, it will land. If the UAV does reach the final goal, it will land having successfully completed its mission.

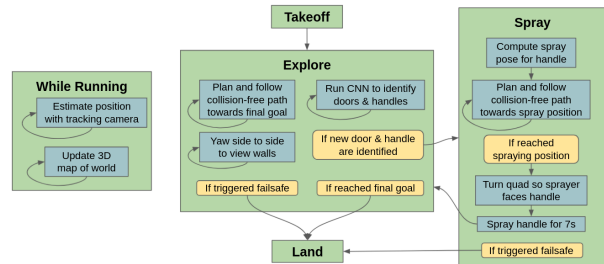


Fig. 6. At all times, the UAV is estimating its position and building a map of the world. To spray door handles, the UAV first takes off and then transitions between searching for door handles in explore mode and spraying the handles in spray mode. In explore mode, the UAV travels towards a final goal while yawing to see handles on walls. In spray mode, the UAV computes a spraying pose for a detected handle and disinfects the handle. The UAV lands once it reaches its final goal or encounters a safety concern.

Our code and a video demonstration of the UAV are available to view at github.com/StanfordASL/surface-disinfect.

7. EXPERIMENTAL VALIDATION

Given the context in which our proposed system is meant to be deployed, it is critical that we validate its ability to consistently and accurately localize and spray chosen surfaces in its environment. Indeed, substituting manual disinfection for an automated solution similar to the one presented in this work could exacerbate the spread of harmful pathogens if the autonomous system chosen were unable to achieve a minimum level of reliability. To this effect, we tested our proposed system in a motion capture environment that contained a door and a door handle. The motion capture system allowed us to validate the performance of the autonomous system via ground truth information.

First, we determined where the target spray pose should be by pointing the UAV's sprayer directly at the door handle at a distance of 30cm and recording the position reported by the motion capture system. We then ran 10 trials where the UAV started at different positions and headed towards a final goal that would lead it past the door and door handle. In all 10 trials, the UAV autonomously found and sprayed the door handle. See Figure 7 for a top down view of each path the UAV took towards the handle.

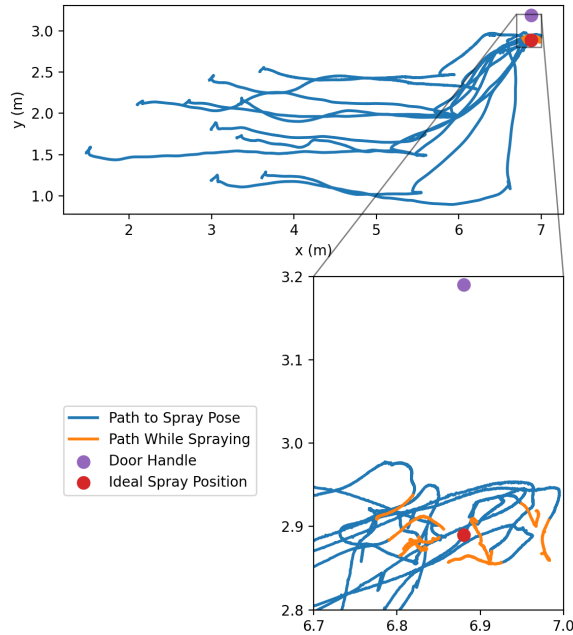


Fig. 7. The Drone's path during ten consecutive trials. The abrupt left turn in the blue paths show when the drone starts tracking towards the computed spray pose. The orange segments show the drone's path during the 2 second spray time.

While the drone was spraying the handle, its average distance from the target spray pose was 6.8cm. In

Figure 8 we plot the difference between the spray nozzle's ideal position and its actual position during each run. Notice that the deviation in the nozzle's position during an individual trial is relatively small compared to the deviation between trials. This indicates that, relatively speaking, the drone is better at holding a position than it is at localizing door handles in its environment. This further suggests that overall performance improvement could be most easily attained by developing better localization strategies than the one presented in section 5.1

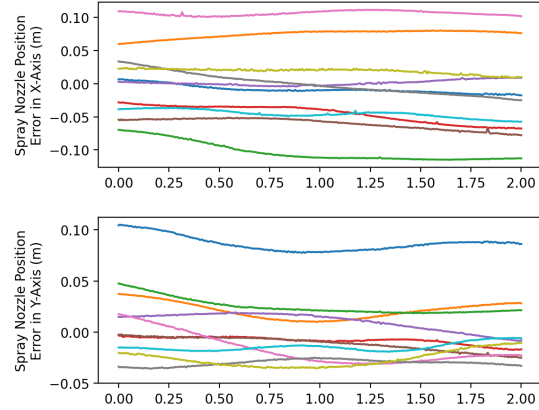


Fig. 8. Plotted above is the difference between the ideal spray position for the UAV's spray nozzle and the actual position during the 2 seconds of spraying. This indicates that overall performance could be most improved by enhancing target localization as opposed to position control.

8. CONCLUSION

In this work, we presented a UAV that can autonomously find door handles and spray them with disinfectant in unstructured, novel indoor environments. We showed that this UAV can reliably find and target door handles with disinfectant spray. We also demonstrated that disinfectant spray from this UAV could neutralize many common viruses on the surface of a door handle without using excessive disinfectant.

As this UAV system was novel in many regards, our work exposes several avenues for future work. First, we found that building a system that was small enough to operate in a indoor environments such as hallways put significant limitations on the UAV's ability to carry large amounts of disinfectant. Indeed, in its current configuration, the UAV is carrying enough disinfectant to spray only about 20 door handles - and future iterations should be spraying more than just door handles. Moreover, the flight time of the UAV is dramatically affected by the payload requirements of this task. One potentially promising solution would be to use a UAV tethered to a mobile ground robot such that the UAV's compute, power, and disinfectant could all be stored on the ground. This would allow for vastly increased disinfectant capacity and flight time, while maintaining the maneuverability and targeting benefits of a UAV. Secondly, future iterations of this

UAV could allow for full coverage of all surfaces on a door handle, including the back, by having an adjustable nozzle allowing the UAV to spray the handle from different directions.

In conclusion, even though our proposed system still suffers from important limitations, we strongly believe it helps lay the groundwork for future fleets of UAVs that reduce the spread of pathogens, and for a broader adoption of autonomous systems to tackle key societal challenges related to public health.

ACKNOWLEDGEMENT

We thank the Stanford UAV club for their thoughtful advice on the propulsion system. This work was supported by a National Science Foundation grant CBET-2030390.

REFERENCES

- [1] *3 ways china is using drones to fight coronavirus*. URL: <https://www.weforum.org/agenda/2020/03/three-ways-china-is-using-drones-to-fight-coronavirus> (visited on 05/25/2021).
- [2] *EagleHawk Deploys Disinfectant Drones to Sanitize Facilities*. URL: <https://dronelife.com/2020/05/05/disinfectant-drones-eaglehawk> (visited on 05/25/2021).
- [3] *India uses drones to disinfect virus hotspot as cases surge*. <https://medicalxpress.com/news/2020-05-drones-disinfect-indian-pandemic-hotspot>. (Visited on 05/25/2021).
- [4] *Spain's military uses DJI agricultural drones to spray disinfectant in fight against Covid-19*. URL: <https://www.scmp.com/tech/gear/article/3077945/spains-military-uses-dji-agricultural-drones-spray-disinfectant-fight> (visited on 05/25/2021).
- [5] *First use of drones to fight coronavirus in France*. URL: <https://www.youtube.com/watch?v=scgmi2loSWg> (visited on 05/25/2021).
- [6] *Coronavirus: Indonesia uses drones to disinfect dense areas*. URL: <https://www.youtube.com/watch?v=IjhN3hzgLLg> (visited on 05/25/2021).
- [7] *COVID-19: Nigerian Startup Beat Drone deploys drones to disinfect communities*. URL: <https://www.africanreview.com/manufacturing/industry/covid-19-nigerian-startup-beat-drone-deploys-drones-to-disinfect-communities> (visited on 05/25/2021).
- [8] Center For Disease Control and Prevention. *Science Brief: SARS-CoV-2 and Surface (Fomite) Transmission for Indoor Community Environments*. 2021.
- [9] *Common Colds: Protect Yourself and Others*. Centers for Disease Control and Prevention. URL: <https://www.cdc.gov/features/rhinoviruses/index.html> (visited on 05/18/2021).
- [10] *Norovirus*. Centers for Disease Control and Prevention. URL: <https://www.cdc.gov/norovirus/index.html> (visited on 05/18/2021).
- [11] *Rotavirus*. Centers for Disease Control and Prevention. URL: <https://www.cdc.gov/rotavirus/about/transmission.html> (visited on 05/18/2021).
- [12] *Adenoviruses*. Centers for Disease Control and Prevention. URL: <https://www.cdc.gov/adenovirus/about/transmission.html> (visited on 05/18/2021).
- [13] *Ebola (Ebola Virus Disease)*. Centers for Disease Control and Prevention. URL: <https://www.cdc.gov/vhf/ebola/transmission/index.html>.
- [14] *H1n1 Flu*. Centers for Disease Control and Prevention. URL: <https://www.cdc.gov/h1n1flu/qa.htm> (visited on 05/18/2021).
- [15] Aron J. Hall et al. "Norovirus Disease in the United States". In: *Emerging Infectious Diseases* 19.8 (2013), pp. 1198–1205. DOI: 10.3201/eid1908.130465.
- [16] Kimberly K. Repp and William E. Keene. "A Point-Source Norovirus Outbreak Caused by Exposure to Fomites". In: *The Journal of Infectious Diseases* 205.11 (2012), 1639–1641. DOI: 10.1093/infdis/jis250.
- [17] H. Lei et al. "Routes of transmission of influenza A H1N1, SARS CoV, and norovirus in air cabin: Comparative analyses". In: *Indoor Air* 28.3 (2018), pp. 394–403. DOI: 10.1111/ina.12445.
- [18] Alicia N.M. Kraay et al. "Fomite-mediated transmission as a sufficient pathway: a comparative analysis across three viral pathogens". In: *BMC Infectious Diseases* 18.540 (2018). DOI: 10.1186/s12879-018-3425-x.
- [19] Ana Carolina Ganime et al. "Viability of human adenovirus from hospital fomites". In: *Journal of Medical Virology* 86.12 (2014), pp. 2065–2069. DOI: 10.1002/jmv.23907.
- [20] Shui Shan Lee and Ngai Sze Wong. "Probable transmission chains of Middle East respiratory syndrome coronavirus and the multiple generations of secondary infection in South Korea". In: *International Journal of Infectious Diseases* 38 (2015), 65–67. DOI: 10.1016/j.ijid.2015.07.014.
- [21] Tania S. Bonny, Saber Yezli, and John A. Lednicky. "Isolation and identification of human coro-

- navirus 229E from frequently touched environmental surfaces of a university classroom that is cleaned daily”. In: *American Journal of Infection Control* 46.1 (2018), 105–107. DOI: 10.1016/j.ajic.2017.07.014.
- [22] M. N. Mohammed et al. “Design and Development of Spray Disinfection System to Combat Coronavirus (Covid-19) Using IoT Based Robotics Technology”. In: *Revista Argentina de Clínica Psicológica*. 2020.
- [23] Prisma Megantoro, Herlambang Setiadi, and Brahmantya Aji Pramudita. “All-terrain mobile robot disinfectant sprayer to decrease the spread of COVID-19 in open area”. In: *International Journal of Electrical and Computer Engineering*. 2021.
- [24] Dwi Mutiara Harfina, Zaini Zaini, and Wisnu Joko Wulung. “Disinfectant Spraying System with Quadcopter Type Unmanned Aerial Vehicle Technology as an Effort to Break the Chain of the COVID-19 Virus”. In: *Journal of Robotics and Control*. 2021.
- [25] K Ramesh et al. “Sanitization using Hexacopter Autonomous Drone”. In: *IOP Conference Series: Materials Science and Engineering*. 2021.
- [26] T Andrasto et al. “The effectiveness of disinfectant spraying based on drone technology”. In: *IOP Conference Series: Earth and Environmental Science*. 2021.
- [27] Ágoston Restás, István Szalkai, and Gyula Óvári. *Drone Application for Spraying Disinfection Liquid Fighting against Covid-19 Pandemic – Theoretic Approach*. <https://www.preprints.org/manuscript/202108.0748/v1>. 2021.
- [28] Higinio González Jorge et al. “Operational Study of Drone Spraying Application for the Disinfection of Surfaces against the COVID-19 Pandemic”. In: *MDPI Drones*. 2021.
- [29] Anurag Sai Vempati et al. “PaintCopter: An Autonomous UAV for Spray Painting on Three-Dimensional Surfaces”. In: *IEEE Robotics and Automation Letters*. 2018.
- [30] Simon Albert et al. “Assessing the potential of unmanned aerial vehicle spraying of aqueous ozone as an outdoor disinfectant for SARS-CoV-2”. In: *Environmental Research*. 2021.
- [31] World Health Organization. “Use of disinfectants: alcohol and bleach”. In: *Infection prevention and control of epidemic- and pandemic-prone acute respiratory infections in health care*. World Health Organization, 2014. Chap. Annex G, p. 65.
- [32] Yashpal S. Malik, Sunil Maherchandani, and Sagar M. Goyal. “Comparative efficacy of ethanol and isopropanol against feline calicivirus, a norovirus surrogate”. In: *American Journal of Infection Control* 34.1 (2006), pp. 31–35. DOI: 10.1016/j.ajic.2005.05.012..
- [33] Eun Kyo Jeong, Jung Eun Bae, and In Seop Kim. “Inactivation of influenza A virus H1N1 by disinfection process”. In: *American Journal of Infection Control* 38.5 (2010), pp. 354–360. DOI: 10.1016/j.ajic.2010.03.003.
- [34] Nicolas Castaño et al. “Fomite Transmission, Physicochemical Origin of Virus–Surface Interactions, and Disinfection Strategies for Enveloped Viruses with Applications to SARS-CoV-2”. In: *ACS Omega* 6.10 (2021), pp. 6509–6527. DOI: 10.1021/acsomega.0c06335.
- [35] C. Meyers et al. “Ethanol and isopropanol inactivation of human coronavirus on hard surfaces”. In: *Journal of Hospital Infection* 107 (2021), pp. 45–49. DOI: 10.1016/j.jhin.2020.09.026.
- [36] S. A. Sattar et al. “Chemical disinfection of non-porous inanimate surfaces experimentally contaminated with four human pathogenic viruses”. In: *Epidemiology & Infection* 102.3 (1989), pp. 493–505. DOI: 10.1017/S0950268800030211.
- [37] Syed A Sattar et al. “A disc-based quantitative carrier test method to assess the virucidal activity of chemical germicides”. In: *Journal of Virological Methods* 112.1-2 (2003), 3–12. DOI: 10.1016/S0166-0934(03)00192-7.
- [38] Miguel Arduengo, Carme Torras, and Luis Sentis. “Robust and Adaptive Door Operation with a Mobile Robot”. arXiv preprint arXiv:1902.09051. 2019.
- [39] Joseph Redmon et al. “You Only Look Once: Unified, Real-Time Object Detection”. In: *Proceedings of the IEEE Conference on Computer Vision and Pattern Recognition (CVPR)*. 2016.
- [40] Bogdan Rusu and Steve Cousins. “3D is here: Point Cloud Library (PCL)”. In: *IEEE International Conference on Robotics and Automation (ICRA)*. Shanghai, China: IEEE, 2011.
- [41] Ioan A. Sucan, Mark Moll, and Lydia E. Kavraki. “The Open Motion Planning Library”. In: *IEEE Robotics & Automation Magazine* 19.4 (2012). <https://ompl.kavrakilab.org>, pp. 72–82. DOI: 10.1109/MRA.2012.2205651.
- [42] S. Karaman and E. Frazzoli. “Sampling-based Algorithms for Optimal Motion Planning”. In: *Int. Journal of Robotics Research* 30.7 (2011), pp. 846–894.