

PGTRNet: Two-phase Weakly Supervised Object Detection with Pseudo Ground Truth Refining

Jun Wang
Griffith University
QLD 4111, Australia

Hefeng Zhou
Shanghai Jiao Tong University
200240, Shanghai, China

Xiaohan Yu
Griffith University
QLD 4111, Australia

Abstract

Weakly Supervised Object Detection (WSOD), aiming to train detectors with only image-level annotations, has arisen increasing attention. Current state-of-the-art approaches mainly follow a two-stage training strategy which integrates a fully supervised detector (FSD) with a pure WSOD model. There are two main problems hindering the performance of the two-phase WSOD approaches, i.e., insufficient learning problem and strict reliance between the FSD and the pseudo ground truth (PGT) generated by the WSOD model. This paper proposes pseudo ground truth refinement network (PGTRNet), a simple yet effective method without introducing any extra learnable parameters, to cope with these problems. PGTRNet utilizes multiple bounding boxes to establish the PGT, mitigating the insufficient learning problem. Besides, we propose a novel online PGT refinement approach to steadily improve the quality of PGT by fully taking advantage of the power of FSD during the second-phase training, decoupling the first and second-phase models. Elaborate experiments are conducted on the PASCAL VOC 2007 benchmark to verify the effectiveness of our methods. Experimental results demonstrate that PGTRNet boosts the backbone model by 2.074% mAP and achieves the state-of-the-art performance, showing the significant potentials of the second-phase training.

1. Introduction

Object detection aims to detect and localize different semantic instances in images or videos with bounding boxes and obtain their categories. It is a significant sub-field of Computer Vision and has been extensively applied to many fields such as autonomous vehicles, security monitoring, and robotics. The decisions or results from the detector are highly correlated to human safety in applications. Therefore, the precision of object detection is of great significance. However, there are complex challenges since one

image may contain different classes of objects and these instances may occur in different parts of images or videos.

Owing to the flourish of Deep Learning (DL) techniques, various DL-based algorithms have been proposed in object detection [5, 9, 8, 15, 10]. These methods often utilize Convolutional Neural Network (CNN) to extract image features due to its powerful feature extraction ability. Image features are then sent to following layers with task-specific head-branch. Despite a great success has been achieved in deep learning based methods, they often require large number of annotated instances to improve their accuracy and generalization ability, such requirement on the other hand cannot always meet in real world applications. The training and updating of these models are dependent on high quality labeled data. Although we can collect numerous data, most of them are raw data and are not labeled, manual labelling is time-consuming and tedious. Therefore, weakly supervised object detection (WSOD), aiming to perform object detection with only image-level annotation, has arisen increasing research attention.

Most previous works [2, 17, 23, 3, 18, 21] exploit the Multiple Instance Learning (MIL) strategy for WSOD. Moreover, architectures combining the MIL and CNN demonstrate better performance due to the significant feature extraction ability of CNN compared with traditional hand-designed features. Research has shown that an end-to-end training or its variant can further improve the results for WSOD. Recent powerful WSOD methods normally follow a two-phase learning approach. A MIL detector combined with the CNN feature extractor are trained with image-level labels in the first phase. Outputs of the first-phase model are then taken as pseudo ground truth (PGT) to fine-tune a fully-supervised object detection (FSOD) detector, e.g., Fast R-CNN [8].

However, most of previous works focus on the first-phase WSOD model and almost no study explores the potential of the second-phase training. We observe that current two-phase WSOD models regard the top one bounding box as the PGT, but the top one bounding box may only contain

a part of instances or objects, and thus, may confuse the detectors. Besides, PGT dose not change during the whole training of the second-phase detector, hence even worse results will be obtained given the inaccurate PGT. To cope with these problems, we propose a pseudo ground truth refinement network (PGTRNet) which takes advantage of multiple bounding boxes to produce the PGT. Furthermore, PGTRNet gradually refines the PGT to release the reliance of the WSOD detector.

To sum up, this work mainly has four contributions. (1) We propose a novel two-phase WSOD architecture, the PGTRNet, which takes advantage of PGT by the first-phase detector training and gradually refines them during the second-phase training, alleviating the reliance between the WSOD and FSOD models. Moreover, PGTRNet is simple yet effective without introducing any extra learnable parameters. (2) Different from previous works that only regard the top one bounding box as PGT, we propose to consider more bounding boxes to generate the PGT, mitigating the insufficient learning problem. (3) We develop multiple strategies to effectively refine the PGT during the training of the second-phase detector. (4) We verify the effectiveness of our PGTRNet on the VOC2007 benchmark. Experimental results demonstrates that PGTRNet improves the backbone network by 2.074% mAP and achieves state-of-the-art performance. Further ablation study shows the necessity of PGT refinement in the FSOD detector training.

2. Related Work

2.1. Multiple Instance Learning

MIL is designed to solve weakly supervised problems and was first applied to drug activity detection [14]. In MIL, the main and basic component is a bag containing a collection of instances. A positive bag at least contains one positive instance, otherwise it is a negative bag. Only given the bag-level label, the aim is to train a multiple instance classifier and apply this classifier to a new dataset.

It is very natural to link MIL with weakly supervised computer vision tasks because of their high similarity. In WSOD, only image-level supervision given, the instance is the region proposal and we intend to obtain the category and bounding boxes of each potential object. To be specific, training images are divided into positive and negative bags according to whether they contain a specific object class. These bags are then used to train a detector to learn discriminative representation of different object instances. However, it is more complex to apply MIL to WSOD as object detection tasks require outputs comprising of both category and bounding boxes but bounding boxes are not available during training, which reduces the performance of MIL. Fortunately, an abundance of research [29, 14, 11, 6] has been proposed to alleviate this problem and exploits MIL to

solve the WSOD.

2.2. Weakly Supervised Object Detection

The main issue of WSOD is that it is much harder to generate the bounding box of objects as no ground truth location is available. In WSOD, the model may be misled and this may be amplified if the supervision given is always inaccurate. To solve the WSOD problem, current methods normally adopt the MIL strategy and take advantage of CNN, and form an end-to-end unified learning approach.

Weakly Supervised Deep Detection Network (WSDDN), proposed by Bilen et al. [2] is a two-stream architecture. One stream for classification and one stream for detection. The positive sample is determined in terms of the score of these streams. Based on WSDDN, Kantorov et al. [12] adds context information and proposes a contextual modelling. One major problem of these methods is that the algorithm is likely to be trapped into local minimum. To alleviate this problem, Tang et al. [20] presents an online instance classifier refinement (OICR) algorithm which is also based on WSDDN. Also proposed by Tang et al. [19], Proposal Cluster Learning (PCL) clusters the region proposals of an image into different clusters before sending them as the inputs to the backbone network. In PCL, instead of assigning each region proposal a class label, they treat each cluster as a bag and design a loss function based on this, making the algorithm pay attention to the whole part of object, and thus, reduce the ambiguity. [24] integrates an attention mechanism to further improve the model by automatically assigning the weight for different features.

Recent state-of-the-art WSOD approaches follow a two-phase learning strategy. To be specific, a weakly supervised network (e.g., methods mentioned above) is first trained to obtain the predicted bounding boxes on training dataset. These predicted bounding boxes are then regarded as the PGT to fine-tune a fully supervised detector. [19, 20, 26, 27, 22] exploit Fast RCNN as the second-phase network and outperform the pure WSOD model. However, as mentioned in the previous section, insufficient learning problem limits the performance of the these methods. Besides, the effectiveness of the fully-supervised detector is highly dependent on the quality of the PGT generated by the WSOD detector.

3. Methods

This section describes our proposed methods to advance the precision of WSOD. PGTRNet adopts the PCL [19] and the Faster RCNN [16] as the backbone networks of the first-phase and second-phase detectors, respectively. We first briefly review the general framework two-phase WSOD model. Our PGTRNet can be built on top of any two-phase WSOD architecture. Figure 1 illustrates the general architecture of PGTRNet. Images and the associated region pro-

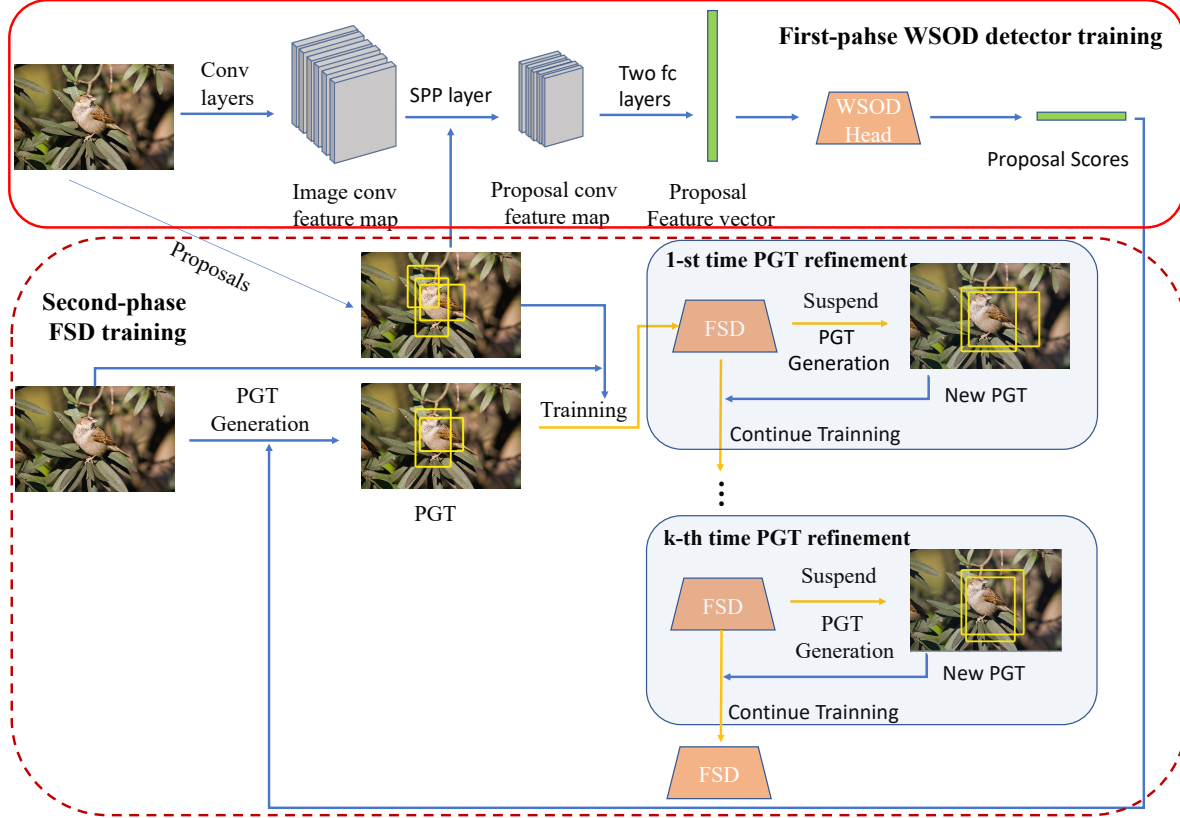


Figure 1. The general architecture of the PGTRNet. We first train the first-phase WSOD detector according to the training images and the corresponding region proposals. Inference is then applied to these images to obtain the proposal scores. PGTRNet then produces the PGT via the proposed PGT generation method. The PGT is then utilized to supervise the learning of the fully supervised detector (FSD). To improve the quality of the PGT and alleviate the reliance between the first and second-phase detector, PGTRNet refines the PGT multiple times based on the outputs of the FSD and the refinement strategies.

posals are fed into the first-phase WSOD detector to train the detector and obtain the proposal scores S_c . PGT generation is then applied to produce the PGT according to the region proposals and their corresponding scores. Combined with the images, PGT is then sent to the fully supervised detector (FSD) to supervise the learning. During the training of the FSD, we suspend the training and apply the PGT refinement multiple times to improve the quality of PGT based on the refinement strategy. The details of PGTRNet including the PGT generation and PGT refinement are described in section 3.2.

3.1. Two-phase WSOD

We denote a training image as $I \subseteq \mathbf{R}^{H \times W \times 3}$ and its image-level annotation as $\mathbf{y} = [y_1, y_2, \dots, y_C] \subseteq [0, 1]^C$. Note that H and W are the height and width of the image. C is the total number of classes. Given the I and \mathbf{y} , WSOD aims to predict the potential objects (bounding boxes) B_c for class c and corresponding scores S_c . N is the total num-

ber of the outputs from the WSOD model.

$$B_c = \{b_{c,1}, b_{c,2}, \dots, b_{c,N}\} \quad (1)$$

$$S_c = \{s_{c,1}, s_{c,2}, \dots, s_{c,N}\} \quad (2)$$

Current state-of-the-art WSOD methods often follow a two-phase training strategy. Specifically, in the first stage, a pure WSOD model is trained with only I and \mathbf{y} . Then, training images I are fed into the trained WSOD model again to obtain the predicted bounding boxes B_c for class c . After obtaining B_c , top one bounding box b_c^* is selected as the pseudo ground truth to fine-tune a fully-supervised detector. Equations (3) to (4) shows this procedure.

$$b_c^* = b_{c,k} \quad (3)$$

$$k = \operatorname{argmax}_i(s_{c,i}) \quad (4)$$

3.2. PGTRNet

3.2.1 PGT Generation

PGT is the core to connect the first-phase and second-phase models. As stated before, most previous works select top one bounding boxes as the PGT to train a second-phase model such as Fast RCNN. It is very natural to select the most confidence bounding box since detectors tend to be trained with correct supervision according to these high score boxes. Nonetheless, this could lead to some problems hindering the performance of the detector. We empirically observe that objects from the same class may appear more than once in a large number of pictures and datasets. In this case, only given the top one bounding boxes, the detector may be unable to learn adequate features to distinguish this class from others. This problem could be deteriorated when the dataset is small or there are many subcategories in a class such as Border Collie and Akita in the dog category. Besides, a relatively high probability can be seen that top bounding boxes are misclassified or contain only parts of an object in WSOD. These cases may also cause an insufficient learning problem.

To mitigate the problems mentioned above, we propose to consider top k bounding boxes as the PGT to guarantee a high proposal recall. Nonetheless, a large k value may also introduce many negative samples, and thus mislead the learning while a small k value may lose significant learning information. Hence, it is essential to maintain the balance between high proposal recall and high precision. We collect top k bounding boxes in three steps.

(1) We train a WSOD model according to the images and associated image-level annotation, and then perform inference on the same dataset to obtain the predicted bounding boxes and their scores.

(2) Recall that algorithms do not know the number of instances in each category in images and their bounding boxes but they do have knowledge about which class occurs in the image for WSOD. We record this information via processing the annotation file.

(3) Based on information obtained from step one and two, top k bounding boxes B'_c for class c are created by ordering the bounding boxes based on their scores S_c in corresponding categories and selecting the best k boxes. We then save the PGT to establish an instance-level annotation file which will be processed to train the second-phase model. We summarize this procedure via pseudocode in Table 1.

Where B is the predicted bounding boxes generated by PCL and S are their scores. N is the number of images in the training set. Equations (3) and (4) then change to be Equations (5) and (6).

$$B_c^* = \{b_{c,1}, b_{c,2}, \dots, b_{c,i}, \dots, b_{c,k}\}, i \subseteq L_c \quad (5)$$

Table 1. Pseudocode for generating the pseudo ground truth.

Algorithm 1: Creating PGT

Input: Training images: I

Trained WSOD model: PCL

Classes occurs in each image : C_i

The number of top bounding boxes: k

Output: PGT

Initialize $PGT = \emptyset$

$B, S = PCL(I)$

For $i = 1$ to N , do

For j in C_i , do

$B_i = \text{Sort}(B_i, S_i, j)$

$PGT_i = \text{Top}(B_i, k)$

$PGT.append(PGT_i)$

Save PGT and update annotation documents

$$L_c = \text{argsort}(B_c)[1 \sim k] \quad (6)$$

3.3. PGT Refinement

Previous works often focus on designing decent pure WSOD model and neglect the second-phase fine-tuning. We argue that the second-phase training has huge potential to improve the results of the WSOD model. We develop a simple yet effective method to improve the performance of the fully supervised detector without introducing extra parameters.

Given the PGT, it has been proven that a fully supervised model may improve the results from a pure WSOD model due to the powerful feature extraction ability and decent architecture. However, for those misclassified samples and samples only containing non-distinguishable parts, a second-phase detector seems powerless. Considering this, we propose to refine the PGT during the training. This strategy can improve the PGT or increase the number of positive training samples, and thus may boost the performance. The reason is based on the fact that weights of positive samples will be enhanced when training detectors in other images containing the same features while weights of negative samples may be learned slowly if the positive samples outnumber the negative ones.

PGTRNet performs inference on the training dataset during the training of the fully supervised detector and recreate instance-level annotations according to the bounding boxes scores S_c . Unlike the PGT generation in Section 3.2.1, this update is performed during training. This means that the weights and gradients of the network are maintained after performing inference on training dataset. There are two reasons for choosing this strategy. (1) Compared with completing training and then refining the PGT in a new model, this strategy has less calculation complexity. (2) During the training, the detector may not be misled from those negative

training samples much, or unsaturated. On the other hand, if we utilize a same model to refine the PGT given by the trained second-phase detector, this means that we perform a three-phase WSOD task. The performance may not be improved due to the high similarity between the second-phase and third-phase networks.

Then, the problem turns to how and when to refine the PGT. We propose seven strategies to refine the PGT. These strategies are divided into two groups as shown in Tables 2 and 3. Strategies in group one determine the time to refine the PGT, while those in group two define how to update the PGT. A complete refinement strategy comprises one strategy from group one and one strategy from group two.

To be specific, we do PGT refinement in the following steps. As a necessary procedure, a PCL model is trained to generate the annotations (PGT) for the second-phase detector via the method described in Section 3.2.1. We then train the second-phase model based on the PGT. At specific epochs during the training (e.g., epoch mentioned in group one), we suspend training, save the model, and change the model from training mode to evaluation mode. After suspending the training, we perform inference on training images and then update the annotation files according to the strategies mentioned in group two. One thing that should be emphasized is that we do not stop the training, and thus, the gradient and the weight of the network are kept. The next step is to continue training according to the refined annotations.

Table 2. Group one of the PGT refinement strategies.

Group 1:

1. Refine the PGT after each epoch.
2. Refine the PGT every three epochs.
3. Refine the PGT after each epoch in the last three epochs.
4. Refine PGT only once at the 2/3 of the maximum epochs.

Table 3. Group two of the PGT refinement strategies.

Group 2:

1. Update all k PGT.
2. Only update half of the k best PGT.
3. Only update half of the k worst PGT.

4. Experiments

We verify the effectiveness of PGTRNet on one of the most common WSOD benchmark PASCAL VOC 2007 dataset. Mean Average Precision (mAP) is used to evaluate the model. Section 4.1 shows the details to reproduce our work. We then briefly introduce the benchmark. Experimental results and comparisons to SOTA are given in the following sections. Eventually, an ablation study is

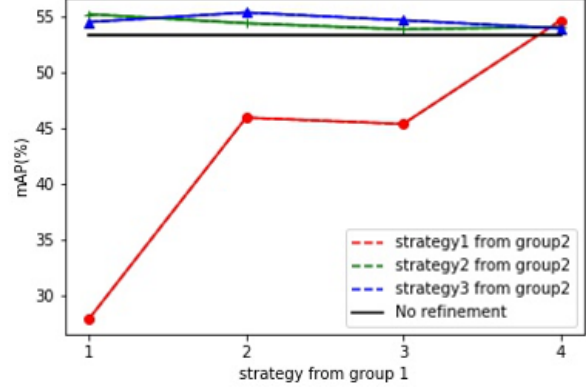


Figure 2. Results (The results of different refinement strategies on PASCAL VOC 2007 test set.

demonstrated to further prove the effectiveness of our propose methods.

4.1. Implement Details

Following the most previous two-phase works, we use five image scales $\{480, 576, 688, 864, 1200\}$ to enable multi-scale training and testing via resizing the shortest side to the closest scales. k in equations (5) and (6) is set to 2. We train all models with 12K iterations and the image batch is set to 4. The initial learning rate is set to 0.002 and decayed in 8000 and 10500 iterations. All experiments are conducted on one Nvidia 2080Ti GPU card.

4.2. Dataset

The PASCAL VOC 2007 [4] dataset is one of the most common benchmarks to measure the ability of a model in image classification and recognition. A large amount of works test their models and report the results on this dataset. Hence, to provide better comparisons, this project also utilizes the PASCAL VOC2007 dataset to train models and verify the performance of PGTRNet. PASCAL VOC 2007 benchmark consists of 5011 training images and 4952 testing images with a total amount of 20 categories.. For object detection tasks, annotations contain categories and their bounding boxes of all instances in each image. Since this project focuses on WSOD, the bounding box tag is neglected when processing the annotation file.

4.3. Detection Results

Here, we demonstrate the detection results of PGTRNet and comparisons to state-of-the-art methods. Table 4 and Figure 2 show the performance of PGTRNet with different combination of PGT refinement strategies from groups one and two. Note that the proposed PGT generation is added on all experiments including the group $-/-$. It can be observed that strategies 2 and 3 of group two combining with any strategy from the group one boost the perfor-

Table 4. The mAP of different combination of strategies of PGTRNet on the test set of PASCAL VOC 2007 benchmark. */* denotes the $*^{th}$ strategy of group 1/2. -/- means that no refinement is utilized. The best AP of each class and mAP are highlighted.

Strategies	aero table	bike dog	bird horse	boat mobile	bottle person	bus plant	car sheep	cat sofa	chair train	cow tv	mAP
-/-	65.18 47.22	74.63 72.50	59.92 62.17	26.42 65.26	27.61 12.28	69.62 25.26	69.18 44.82	69.88 57.01	26.62 66.79	64.13 64.03	53.542
1/1	30.86 47.33	44.46 16.11	22.74 28.42	5.18 42.51	5.81 5.67	26.26 23.70	55.72 18.37	7.81 31.14	20.85 53.83	33.30 36.93	27.850
1/2	65.03 54.03	73.21 73.79	62.13 66.38	29.13 64.81	31.33 13.96	68.04 29.13	70.83 44.12	62.35 62.08	30.23 69.45	66.01 66.67	55.135
1/3	68.64 52.81	73.66 74.11	60.34 65.31	24.75 65.33	31.97 13.85	67.80 26.56	67.73 46.86	66.46 60.35	28.62 67.67	59.66 66.22	54.436
2/1	56.66 38.75	62.61 41.03	51.82 45.45	30.68 65.73	22.15 6.05	48.85 26.26	70.97 50.09	39.89 54.19	19.87 67.15	59.69 59.73	45.880
2/2	65.85 44.98	73.21 70.65	57.86 62.50	32.18 65.13	26.89 13.42	65.81 27.62	69.50 44.72	65.65 56.41	29.38 63.84	64.65 63.87	54.325
2/3	65.59 52.89	72.98 71.60	61.22 68.48	29.90 67.15	34.36 12.25	69.02 30.86	67.87 43.19	60.65 59.14	28.79 72.11	67.72 69.92	55.286
3/1	65.59 43.41	72.98 47.74	61.22 37.81	29.90 68.07	34.36 12.97	69.02 29.93	67.87 45.87	60.65 55.06	28.79 63.94	67.72 47.70	45.313
3/2	61.93 49.45	72.27 72.34	58.47 62.23	32.13 66.07	29.86 13.35	68.45 30.59	67.43 42.56	70.21 62.81	26.49 64.52	60.17 64.30	53.782
3/3	66.61 50.37	74.45 73.84	60.93 68.67	25.31 66.56	30.46 12.87	69.48 26.82	70.38 47.50	65.94 60.70	28.49 68.44	60.58 63.45	54.593
4/1	65.50 46.95	74.44 71.27	59.81 65.15	27.92 71.10	30.52 8.77	66.43 26.97	71.99 51.63	65.22 60.79	29.16 63.00	68.96 65.69	54.563
4/2	66.28 49.59	74.22 73.25	60.65 63.05	31.77 65.77	29.02 8.26	68.30 28.24	69.99 45.83	67.31 57.63	29.17 64.28	61.52 65.87	53.999
4/3	64.56 48.26	72.23 72.94	59.83 65.14	26.35 66.86	28.69 12.61	67.40 27.63	66.30 44.99	66.35 59.44	29.41 66.53	64.56 67.24	53.866

mance by almost 1% mAP. These strategies only updates half of the PGT, preventing the network from significant fluctuation while refining the PGT. Given the more accurate annotations, the detector is likely to be trained under correct supervision. The best strategy 1/2 improves the mAP from 53.542% to 55.286% (1.74% mAP) which achieves the state-of-the-art performance.

However, strategies 1,2,3/1 noticeably limit the performance. This reduction may be caused by the fluctuation of the network. Strategy 1 of group two updates all the PGT, and the model fails to converge if the algorithm frequently performs refinement. A different result can be seen in strategy 4/1 which boosts the mAP by 1%. Possible reason can be that the algorithm performs refinement only once in strategy 4 of group one, and the detector still has adequate training epochs to fit the updated PGT. By comparing the results of strategy 1/2, 1/3, 2/2, 2/3, we may conclude that it is better to believe the PGT created by the WSOD model if the PGT refinement is performed frequently.

Table 5 gives the comparisons of PGTRNet to recent

state-of-the-art methods on PASCAL VOC 2007 dataset. Obviously, PGTRNet beats all methods with a mAP of 55.3% and outperforms the second best-performed method by 0.8%. Moreover, PGTRNet achieves the best average precision on almost half of all categories (7 out of 20). These encouraging results confirm the superiority of PGTRNet.

4.4. Ablation study

A further ablation study is conducted to evaluate the effectiveness of each component of PGTRNet. We first investigate the influence of different settings of k on the PGT generation. The effectiveness of considering more bounding boxes on PGT generation (PGT-G) and PGT refinement (PGT-R) are then discussed. Note that experiments on exploring the influence of the value of k is not combined with the proposed PGT refinement.

As the curve in Figure 3 shows, the mAP increases steadily from 53.212% to 53.990% as k changes from 1 to 3. The main reason for this improvement is that an image may

Table 5. The comparisons to state-of-the-art methods on the test set of PASCAL VOC 2007. The last line is our proposed method. The best AP of each class and mAP are highlighted.

Method	aero table	bike dog	bird horse	boat mobile	bottle person	bus plant	car sheep	cat sofa	chair train	cow tv	mAP
PCL-Ens+FRCNN [19]	63.2 51.5	69.9 37.3	47.9 63.3	22.6 63.9	27.3 15.8	71.0 23.6	69.1 48.8	49.6 55.3	12.0 61.2	60.1 62.1	48.8
ML-LocNet-L+ [12]	60.8 55.5	70.6 48.1	47.8 68.7	30.2 69.5	24.8 28.3	64.9 25.2	68.4 51.3	57.9 56.5	11.0 60.0	51.3 43.3	49.7
WSRPN-Ens+FRCNN [22]	63.0 60.6	69.7 34.7	40.8 75.7	11.6 70.3	27.7 25.7	70.5 26.5	74.1 55.4	58.5 56.4	10.0 55.5	66.7 54.9	50.4
Multi-Evidence [7]	64.3 47.0	68.0 57.0	56.2 69.3	36.4 65.4	23.1 20.8	68.5 23.2	67.2 50.7	64.9 59.6	7.1 65.2	54.1 57.0	51.2
W2F+RPN+FSD2 [28]	63.5 49.4	70.1 65.9	50.5 57.2	31.9 67.2	14.4 27.6	72.0 23.8	67.8 51.8	73.7 58.7	23.3 64.0	53.4 62.3	52.4
OIM+IR+FRCNN [13]	53.4 45.7	72.0 63.7	51.4 63.7	26.0 67.4	27.7 10.9	69.8 25.3	69.7 53.5	74.8 60.4	21.4 70.8	67.1 58.1	52.6
PredNet-Ens [1]	67.7 47.3	70.4 53.7	52.9 70.8	31.3 70.2	26.1 19.7	75.5 29.2	73.7 54.9	68.6 61.3	14.9 67.6	54.0 61.2	53.6
WSOD2 [25]	65.1 42.5	64.8 60.1	57.2 71.2	39.2 70.7	24.3 21.9	69.8 28.1	66.2 58.6	61.0 59.7	29.8 52.2	64.6 64.8	53.6
GAM+PCL+Regression [24]	59.8 51.7	72.8 46.3	54.4 63.7	35.6 68.6	30.2 14.8	74.4 27.8	70.6 54.9	74.5 60.9	27.7 65.1	68.0 67.4	54.5
PGTRNet (ours)	65.6 52.9	73.0 71.6	61.2 68.5	29.9 67.2	34.4 12.3	69.0 30.9	67.9 43.2	60.7 59.1	28.8 72.1	67.7 70.0	55.3

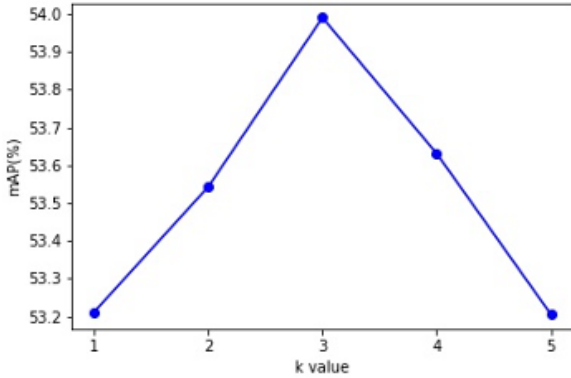


Figure 3. Results (mAP in %) for different k values on the PASCAL VOC 2007 test set without PGT refinement.

Table 6. The ablation study results of each component (PGT-G and PGT-R) of PGTRNet on the test set of PASCAL VOC 2007 benchmark.

PGT-G	PGT-R	mAP
-	-	53.212
✓	-	53.990
✓	✓	55.286

contain multiple instances from the same categories and a larger k value allows algorithms to consider this case. This confirms the necessity of considering more bounding boxes

when generating the PGT. Nonetheless, a different trend can be seen when k continues to increase. The mAP reduces modestly from 53.990% to 53.206% when k increases to 5. These reductions are caused by introducing more negative samples in PGT than positive samples.

Tables 6 demonstrates the effectiveness of each component (PGT-G and PGT-R) of PGTRNet. PGT-G denotes the method of taking advantage of top three bounding boxes when generating the PGT. PGT-R is the PGT refinement strategy 2/3 with top two bounding boxes since we should ensure that the half of the k is an integer on PGT refinement. It can be seen that PGT-G modestly boosts the mAP from 53.212% to 53.990%. PGT-R further improves the mAP by 1.296% to 55.286%. Combined with PGT-G, a significant improvement can be seen on PGT-R from 53.212% to 55.286% (+2.074%) which achieves the state-of-the-art performance.

5. Conclusion

Recent state-of-the-art WSOD approaches integrate the WSOD detector and fully-supervised detector. These methods often neglect the significance of the second-phase training, suffering from insufficient learning problem. we propose to consider more bounding boxes when creating the PGT. Besides, low-quality PGT generated by the WSOD detector defects the performance of the fully supervised de-

tector. To mitigate these problems, we propose a novel two-phase WSOD model PGTRNet which takes advantage of multiple bounding boxes to generate the PGT and gradually improves the quality of PGT. PGTRNet is simple yet effective without introducing extra learnable parameters. Experimental results and the ablation study demonstrate the superiority of PGTRNet which achieves the state-of-the-art performance on PASCAL VOC 2007 benchmark.

Future work will focus on the performance of more powerful WSOD model and fully supervised model adopted as the backbone networks of PGTRNet. Recently, a number of more powerful pure WSOD models was proposed and we believe that our method can boost the performance of these methods.

References

- [1] Aditya Arun, CV Jawahar, and M Pawan Kumar. Dissimilarity coefficient based weakly supervised object detection. In *Proceedings of the IEEE Conference on Computer Vision and Pattern Recognition*, pages 9432–9441, 2019.
- [2] Hakan Bilen and Andrea Vedaldi. Weakly supervised deep detection networks. In *Proceedings of the IEEE Conference on Computer Vision and Pattern Recognition*, pages 2846–2854, 2016.
- [3] Ramazan Gokberk Cinbis, Jakob Verbeek, and Cordelia Schmid. Weakly supervised object localization with multi-fold multiple instance learning. *IEEE Transactions on Pattern Analysis and Machine Intelligence*, 39(1):189–203, 2016.
- [4] Mark Everingham, L Van Gool, Christopher KI Williams, John Winn, and Andrew Zisserman. The pascal visual object classes challenge 2007 (voc 2007) results (2007), 2008.
- [5] Pedro F Felzenszwalb, Ross B Girshick, David McAllester, and Deva Ramanan. Object detection with discriminatively trained part-based models. *IEEE Transactions on Pattern Analysis and Machine Intelligence*, 32(9):1627–1645, 2009.
- [6] Jiyang Gao, Jiang Wang, Shengyang Dai, Li-Jia Li, and Ram Nevatia. Note-rcnn: Noise tolerant ensemble rcnn for semi-supervised object detection. In *Proceedings of the IEEE International Conference on Computer Vision*, pages 9508–9517, 2019.
- [7] Weifeng Ge, Sibe Yang, and Yizhou Yu. Multi-evidence filtering and fusion for multi-label classification, object detection and semantic segmentation based on weakly supervised learning. In *Proceedings of the IEEE Conference on Computer Vision and Pattern Recognition*, pages 1277–1286, 2018.
- [8] Ross Girshick. Fast r-cnn. In *Proceedings of the IEEE International Conference on Computer Vision*, pages 1440–1448, 2015.
- [9] Ross Girshick, Jeff Donahue, Trevor Darrell, and Jitendra Malik. Rich feature hierarchies for accurate object detection and semantic segmentation. In *Proceedings of the IEEE Conference on Computer Vision and Pattern Recognition*, pages 580–587, 2014.
- [10] Kaiming He, Georgia Gkioxari, Piotr Dollár, and Ross Girshick. Mask r-cnn. In *Proceedings of the IEEE International Conference on Computer Vision*, pages 2961–2969, 2017.
- [11] Jisoo Jeong, Seungeui Lee, Jeesoo Kim, and Nojun Kwak. Consistency-based semi-supervised learning for object detection. *Advances in neural information processing systems*, 32:10759–10768, 2019.
- [12] Vadim Kantorov, Maxime Oquab, Minsu Cho, and Ivan Laptev. Contextlocnet: Context-aware deep network models for weakly supervised localization. In *European Conference on Computer Vision*, pages 350–365. Springer, 2016.
- [13] Chenhao Lin, Siwen Wang, Dongqi Xu, Yu Lu, and Wayne Zhang. Object instance mining for weakly supervised object detection. In *Proceedings of the AAAI Conference on Artificial Intelligence*, volume 34, pages 11482–11489, 2020.
- [14] Alessandro Prest, Cordelia Schmid, and Vittorio Ferrari. Weakly supervised learning of interactions between humans and objects. *IEEE Transactions on Pattern Analysis and Machine Intelligence*, 34(3):601–614, 2011.
- [15] Joseph Redmon, Santosh Divvala, Ross Girshick, and Ali Farhadi. You only look once: Unified, real-time object detection. In *Proceedings of the IEEE Conference on Computer Vision and Pattern Recognition*, pages 779–788, 2016.
- [16] Shaoqing Ren, Kaiming He, Ross Girshick, and Jian Sun. Faster r-cnn: Towards real-time object detection with region proposal networks. *Advances in Neural Information Processing Systems*, 28:91–99, 2015.
- [17] Weiqiang Ren, Kaiqi Huang, Dacheng Tao, and Tieniu Tan. Weakly supervised large scale object localization with multiple instance learning and bag splitting. *IEEE Transactions on Pattern Analysis and Machine Intelligence*, 38(2):405–416, 2015.
- [18] Miaoqing Shi, Holger Caesar, and Vittorio Ferrari. Weakly supervised object localization using things and stuff transfer. In *Proceedings of the IEEE International Conference on Computer Vision*, pages 3381–3390, 2017.
- [19] Peng Tang, Xinggang Wang, Song Bai, Wei Shen, Xiang Bai, Wenyu Liu, and Alan Yuille. Pcl: Proposal cluster learning for weakly supervised object detection. *IEEE transactions on pattern analysis and machine intelligence*, 42(1):176–191, 2018.
- [20] Peng Tang, Xinggang Wang, Xiang Bai, and Wenyu Liu. Multiple instance detection network with online instance classifier refinement. In *Proceedings of the IEEE Conference on Computer Vision and Pattern Recognition*, pages 2843–2851, 2017.
- [21] Peng Tang, Xinggang Wang, Zilong Huang, Xiang Bai, and Wenyu Liu. Deep patch learning for weakly supervised object classification and discovery. *Pattern Recognition*, 71:446–459, 2017.
- [22] Peng Tang, Xinggang Wang, Angtian Wang, Yongluan Yan, Wenyu Liu, Junzhou Huang, and Alan Yuille. Weakly supervised region proposal network and object detection. In *Proceedings of the European Conference on Computer Vision*, pages 352–368, 2018.
- [23] Xinggang Wang, Zhuotun Zhu, Cong Yao, and Xiang Bai. Relaxed multiple-instance svm with application to object

- discovery. In *Proceedings of the IEEE International Conference on Computer Vision*, pages 1224–1232, 2015.
- [24] Ke Yang, Dongsheng Li, and Yong Dou. Towards precise end-to-end weakly supervised object detection network. In *Proceedings of the IEEE International Conference on Computer Vision*, pages 8372–8381, 2019.
 - [25] Zhaoyang Zeng, Bei Liu, Jianlong Fu, Hongyang Chao, and Lei Zhang. Wsod2: Learning bottom-up and top-down objectness distillation for weakly-supervised object detection. In *Proceedings of the IEEE International Conference on Computer Vision*, pages 8292–8300, 2019.
 - [26] Xiaopeng Zhang, Jiashi Feng, Hongkai Xiong, and Qi Tian. Zigzag learning for weakly supervised object detection. In *Proceedings of the IEEE Conference on Computer Vision and Pattern Recognition*, pages 4262–4270, 2018.
 - [27] Xiaopeng Zhang, Yang Yang, and Jiashi Feng. Ml-locnet: Improving object localization with multi-view learning network. In *Proceedings of the European Conference on Computer Vision*, pages 240–255, 2018.
 - [28] Yongqiang Zhang, Yancheng Bai, Mingli Ding, Yongqiang Li, and Bernard Ghanem. W2f: A weakly-supervised to fully-supervised framework for object detection. In *Proceedings of the IEEE Conference on Computer Vision and Pattern Recognition*, pages 928–936, 2018.
 - [29] Bohan Zhuang, Lingqiao Liu, Chunhua Shen, and Ian Reid. Towards context-aware interaction recognition for visual relationship detection. In *Proceedings of the IEEE international conference on computer vision*, pages 589–598, 2017.