

# ProofVer: Natural Logic Theorem Proving for Fact Verification

**Amrith Krishna**

University of Cambridge  
ak2329@cam.ac.uk

**Sebastian Riedel**

Facebook AI  
University College London  
sriedel@fb.com

**Andreas Vlachos**

University of Cambridge  
av308@cam.ac.uk

## Abstract

We propose ProofVer, a proof system for fact verification using natural logic. The textual entailment model in ProofVer is a seq2seq model generating valid natural logic based logical inferences as its proofs. The generation of proofs makes ProofVer an explainable system. The proof consists of iterative lexical mutations of spans in the claim with spans in a set of retrieved evidence sentences. Further, each such mutation is marked with an entailment relation using natural logic operators. The veracity of a claim is determined solely based on the sequence of natural logic relations present in the proof. By design, this makes ProofVer a faithful by construction system that generates faithful explanations. ProofVer outperforms existing fact-verification models, with more than two percent absolute improvements in performance and robustness. In addition to its explanations being faithful, ProofVer also scores high on rationale extraction, with a five point absolute improvement compared to attention-based rationales in existing models. Finally, we find that humans correctly simulate ProofVer’s decisions more often using the proofs, than the decisions of an existing model that directly use the retrieved evidence for decision making.

## 1 Introduction

Fact verification systems, designed for determining a claim’s veracity, typically consist of an evidence retrieval model and a textual entailment model. Recently, several of the high performing fact verification models use black box neural models for entailment recognition. In such models, the reasoning in the decision making process remains opaque to humans. On the contrary, proof systems that use logic based approaches can provide transparency in their decision making process. For

instance, NaturalLi (Angeli and Manning, 2014), proposed for natural language inference, provided explicit proofs in the form of logical inference using natural logic to determine entailment of a given sentence. However, the performance of such proof systems often do not match with that of the neural models. For a task like fact verification, with sensitive areas of application (Graves, 2018), explaining the reasoning behind the decision making process is valuable. Keeping both performance and explainability in mind, we propose a fact verification system whose entailment model is a neural seq2seq proof generator which generates proofs for determining the veracity of a claim.

In this work, we propose **ProofVer - Proof System for Fact Verification** using natural logic. Here, the proofs generated by the proof generator are in the form of natural logic based logical inference. Both ProofVer and NaturalLi follow the natural logic based theory of compositional entailment, originally proposed in NatLog (MacCartney and Manning, 2007). ProofVer is the first such system to employ natural logic based proofs in fact verification. For a given claim and evidence as shown in Figure 1, its corresponding proof is shown in Figure 2. Here, at each step in the proof, a claim span is mutated with a span in the evidence. Each such mutation is marked with an entailment relation, by assigning a natural logic operator (NatOp, Angeli and Manning, 2014). A step in the proof can effectively be represented using a triple, consisting of the aligned spans in the mutation and its assigned NatOp.

The seq2seq proof generator generates a sequence of such triples as shown in Figure 1. Here, the mutations in the first and last triples occur with equivalent lexical entries and hence are assigned with the equivalence NatOp ( $\equiv$ ). However, the mutation in the second triple is between lexical entries which are different from each other and thus is assigned the alternation NatOp ( $\neq$ ). The

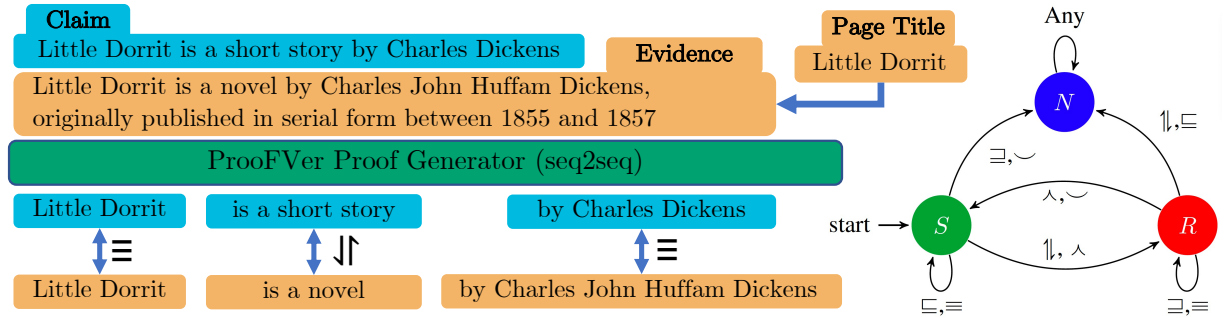


Figure 1: Explainable fact verification using ProofVer. The explanation generator (Left) generates a sequence of triples, representing logical inference in Natural Logic. DFA is used for determining the veracity of the claim, by using the sequence of natural logic operators in Figure 2 as a transition sequence in the DFA.

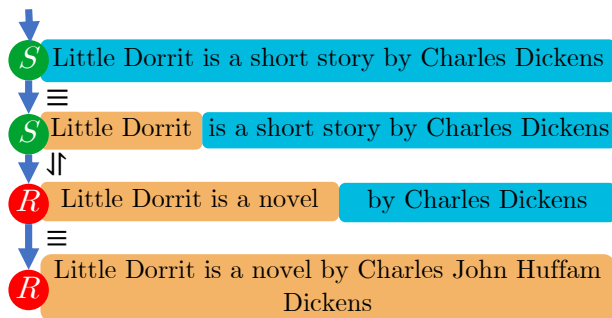


Figure 2: Steps in the proof for the input in Figure 1. The transition sequence as per the DFA in Figure 1 is also shown, which terminates at the ‘REFUTE’.

sequence of NatOps from the proof in Figure 2 form a transition sequence in the deterministic finite state automaton (DFA) shown in Figure 1, which in this case terminates at the ‘Refute (R)’ state. This implies that the evidence do not support the claim. Unlike other natural logic based proof systems, ProofVer can obtain spans from multiple sentences for a single proof. The seq2seq model is trained using a heuristically annotated dataset, obtained by combining information from the publicly available FEVER dataset and the FEVER fact correction dataset (Thorne et al., 2018a; Thorne and Vlachos, 2021b).

Moreover, the generated proof acts as an explanation, or rather a faithful explanation. An explanation is faithful if it reflects the same information as that is used for decision making. By design, we ensure that the generated proof is solely used for determining the label of claim, making it a faithful by construction model (Lei et al., 2016; Jain et al., 2020). Faithful explanations can find use cases to various stakeholders as mechanisms for dispute, debug or advice (Jacovi and Goldberg, 2021). In fact verification, an explanation may be used by a

news agency for advice, an end-user to dispute the decision, and a developer to debug the model.

ProofVer outperforms current state-of-the-art (SOTA) fact verification models (Liu et al., 2020; Ye et al., 2020; Zhong et al., 2020) in both performance and robustness. It achieves a label accuracy of 79.25 % and a FEVER Score of 74.37 % on the FEVER test data, outperforming SOTA models by 2.4 % and 2.07 % respectively. ProofVer’s explanations are guaranteed to be faithful. They score high on plausibility in terms of token overlap F1-Score with human rationales. ProofVer scores an F-Score of 93.28 %, which is 5.67 % more than attention based highlights from Ye et al. (2020). Further, in forward prediction, humans can better predict the model outcome using ProofVer’s explanations than using all the retrieved evidence. To be more specific, human annotators correctly predict the model outcome 82.78 % of the times based on ProofVer’s explanations, against 70 % when using only the evidence.

We evaluate the robustness of ProofVer using counterfactual instances from Symmetric FEVER (Schuster et al., 2019). ProofVer’s label accuracy is 13.21 % points more than the next best model (Ye et al., 2020). Further, fine tuning both the models using Symmetric FEVER development data leads to catastrophic forgetting on FEVER. We apply L2 regularisation to all the models. Here, ProofVer outperforms the next best model with a margin of 3.73 and 6 percentage points in the original and Symmetric FEVER datasets respectively. Moreover, to evaluate the robustness of fact verification systems against the impact of superfluous information from the retriever, we propose a new metric, Stability Error Rate (SER). It quantifies the percentage of instances where the

superfluous information influences the model to change its original decision. This metric measures the ability of an entailment model in distinguishing between evidence sentences relevant to the claim from the ones which merely has lexical overlap with the claim. Our model achieves a SER of 6.21 %, compared to 10.27 % of Ye et al. (2020), where a lower SER is preferred.

## 2 Natural Logic for Explainable Fact-Verification

Justifying the model decisions has been central to fact verification. While earlier models substantiate their decisions by presenting the evidence as is, e.g. systems developed for the FEVER benchmark (Thorne et al., 2018b), more recent proposals use the evidence to generate explanations. Here, models either highlight salient subsequences from the evidence (Popat et al., 2018; Wu et al., 2020), generate summaries (Kotonya and Toni, 2020; Atanasova et al., 2020), correct factual errors (Thorne and Vlachos, 2021b; Schuster et al., 2021) or perform rule discovery (Ahmadi et al., 2019; Gad-Elrab et al., 2019). In this work, we use natural logic for explainable fact verification. Natural logic is a prominent logic based paradigm in textual entailment (Abzianidze, 2017a; Hu et al., 2019; Feng et al., 2020).

Natural logic operates directly on natural language (Angeli and Manning, 2014; Abzianidze, 2017b), and thus is appealing for fact verification, as structured knowledge bases like Wikidata typically lag behind text-based encyclopedias such as Wikipedia in terms of coverage (Johnson, 2020). Furthermore, it obviates the need to translate claims and evidence into meaning representations such as lambda calculus (Zettlemoyer and Collins, 2005). While such representations may be more expressive, they require the development of semantic parsers, introducing another source of error in the verification process.

Natural Logic, a term originally coined by Lakoff (1972), has been previously employed in several information extraction and NLU tasks such as Natural Language Inference (NLI, Angeli and Manning, 2014; Abzianidze, 2017a; Feng et al., 2020), question answering (Angeli et al., 2016) and open information extraction (Angeli, 2016, Chapter 5). NatLog (MacCartney and Manning, 2007), building on past theoretical work on natural logic and monotonicity calculus (Van Ben-

them et al.; Valencia, 1991), uses natural logic for textual inference between a hypothesis and a premise. NaturalLi (Angeli and Manning, 2014) extended NatLog by adopting the formal semantics of Icard III and Moss (2014).

NaturalLi is a proof system formulated for the NLI task. It determines the entailment of a hypothesis by searching over a database of true facts, i.e. premise statements. The proofs are in the form of a natural logic based logical inference, which results in a sequence of mutations between a premise and a hypothesis. Each mutation is marked with a natural logic relation and is realised as lexical substitution, forming a step in the inference. Each mutation results in a new sentence and the natural logic relation assigned to it identifies the type of entailment that holds between the sentences before and after the mutation. NaturalLi adopts a set of seven natural logic operators, namely, equivalence ( $\equiv$ ), forward-entailment ( $\sqsupseteq$ ), reverse entailment ( $\sqsubseteq$ ), negation ( $\neg$ ), alternation ( $\parallel$ ), cover ( $\dashv$ ), and independence ( $\#$ ). The operators were originally proposed in NatLog and they are defined by MacCartney (2009, p. 79). We henceforth refer these operators as *NatOps*. For NLI, NaturalLi and later Kotonya and Toni (2020), suppress the use of cover and alternation operators. They merge the cases of alternation and negation together. However, for fact verification, we treat these as separate cases. However, we also suppress the use of cover operator, as such instances rarely occur in fact verification datasets as well. Thus, in ProofFVer we use six NatOps in our proofs.

To determine whether a hypothesis is entailed by a premise, NaturalLi uses a deterministic finite state automaton (DFA). Here, each state is an entailment label, and the transitions are the NatOps (Figure 1). The Logical inference consists of a sequence of mutations, each assigned with a NatOp. The sequence of NatOps is used to traverse the DFA, and the state where it terminates decides the label of the hypothesis-premise pair. The decision making process solely relies on the steps in the logical inference. Thus the proofs form faithful explanations.

## 3 ProofFVer

ProofFVer is an explainable fact verification system. It has a seq2seq proof generator that generates proofs in the form of natural logic based logical inferences, and a deterministic finite automa-

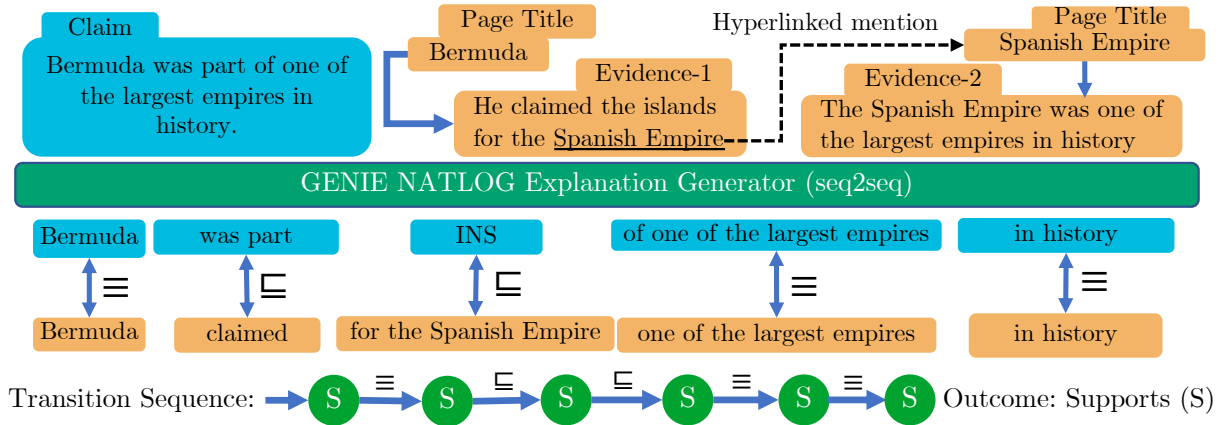


Figure 3: An instance of claim verification requiring multiple evidences. The encoder inputs the concatenated sequence of claim and evidences.

ton (DFA) for predicting the veracity of a claim. The proof generator follows *GENRE* (De Cao et al., 2021) in its training and inference. We elaborate in detail on our proof generation process in Subsection 3.1 and on the deterministic decision maker in Subsection 3.2.

### 3.1 Proof Generation

The proof generator, as shown in Figures 1 and 3, takes as input a claim along with one or more evidence sentences retrieved from a knowledge source. We generate the steps in the proof as a sequence of triples, where each *triple* consists of a span from the claim, a span from the evidence and a NatOp. The claim span being substituted and the evidence span replacing it form a *mutation*. In a proof, we start with the claim, and span level mutations are iteratively applied to the claim from left to right. For each claim span in a mutation, a relevant evidence span is used as its replacement. Further, each mutation is assigned a NatOp. Figure 1 shows the generated proof containing a sequence of three triples. The corresponding mutated string at each step of the proof, along with the assigned NatOps, is shown in Figure 2. Based on this as proof, the DFA in Figure 1 determines that the evidence refutes the claim, i.e. it terminates in state  $R$ . As shown in Figure 3, the evidence spans may come from multiple sentences, may be accessed in any order, and need not all end up being used. In Figure 3, the first three mutations use spans from “Evidence-1”, while the last one uses a span from “Evidence-2”, a span which happens to be in the middle of the sentence. Finally, each mutation is marked with the NatOp that holds between the claim and evidence spans.

We use a seq2seq model for the proof generation, following a standard auto-regressive formulation. At each step of the prediction, the predicted token will have to belong to one of the three elements of a triple, i.e. a token from the claim, a token from the evidence or a NatOp. This implies that we need to lexically constrain the search space during prediction to avoid invalid triples, e.g. a triple lacking the NatOp or a triple containing lexical entries which are not in the input. Further, the search space needs to change depending on which element of the triple is being predicted. Therefore, we perform dynamically constrained markup decoding, a modified form of lexically constrained decoding (Post and Vilar, 2018), introduced by De Cao et al. (2021). This approach helps not only to lexically constrain the search space, but also to dynamically switch between the three different spaces depending on what the decoder is currently generating.

Dynamically constrained markup decoding uses markups to identify the boundaries of the elements in a triple in order to switch search spaces. The claim and evidence spans in a triple are enclosed within the delimiters, ‘{ }’ and ‘[ ]’ respectively. A triple starts with generating a claim span. Here, the prediction proceeds either by monotonically copying the tokens from the claim, or by predicting the delimiter ‘}’, where ‘}’ signifies the end of the span. This results in switching the search space to that of evidence spans. Here, the candidates for the search space will contain all the possible spans obtained from the evidence, as any arbitrary span from the evidence can be predicted as the span most relevant to the claim span already

generated. The evidence span prediction, which begins with the '[' delimiter, ends when the final token of the selected evidence span is reached and is marked by ']' delimiter. This is followed by prediction of a NatOp, and the decoder is constrained to predict from one of the seven NatOps considered. The generation process will similarly generate all the triples, until the triple with the final claim span is generated.

### 3.2 Verification

The DFA shown in Figure 1 uses the sequence of NatOps generated by the proof generator as transitions to arrive at the outcome. Figure 2 shows the corresponding sequence of transitions for the input in Figure 1. NaturalLi (Angeli and Manning, 2014) designed the DFA for the three class classification NLI task, namely entail, contradict and neutral. Here, we replace them with SUPPORTS (S), REFUTES (R), and NOT ENOUGH INFO (N) respectively for fact verification. Figure 2 shows the transition sequence in the DFA for the input in Figure 1, based on the NatOps in the generated proof.

## 4 Generating Proofs for Training

Training datasets for evidence-based fact verification consist of instances containing a claim, a label indicating its veracity and the evidence, typically a set of sentences (Thorne et al., 2018a; Hanselowski et al., 2019; Wadden et al., 2020). However, we need the proofs to train our proof generator (Section 3.1). Manually obtaining these annotations would be laborious; thus, we heuristically generate the proofs from existing resources. A proof is a sequence of triples, where each triple contains a 'mutation', i.e. a claim span and an evidence span, along with a NatOp. As shown in Figure 4, we perform a three step-annotation process: chunking, alignment and entailment assignment. The claim spans are obtained using the chunking step; Alignment provides the mutations by obtaining the corresponding evidence spans for each claim span; and the entailment assignment step assigns NatOps for the mutations.

### 4.1 Chunking and Alignment

The chunking step performs span level segmentation of the claim using the chunker of Akbik et al. (2019). Any span that contains only non-content words is merged with its subsequent span as a post-processing step. As shown in Figure 4, the

alignment step finds the corresponding evidence span for each such claim span. Here, the evidence sentences in the input are aligned separately with the claim using a word aligner (Jalili Sabet et al., 2020). For each claim span from the chunking step, the corresponding evidence span is obtained by grouping together those words from the evidence that are aligned to it.<sup>1</sup> Further, alignments with similarity scores that fall below an empirically set threshold are ignored. These are marked with 'DEL' in Figure 4, implying the corresponding claim span is deleted in such mutations.

As shown in Figure 4, we convert the alignments into a sequence of mutations. The resulting sequence needs to contain at least one span from each of the evidence sentences given in the ground truth for an instance. To switch between evidence spans, we assume these sentences will be hyperlinked. As shown in Figure 3, 'Evidence - 1' is hyperlinked to 'Evidence - 2' via the mention 'Spanish Empire'. Here, if the hyperlinked entity is not part of the aligned evidence spans then we insert it as a mutation. Such an insertion is shown as box three of 'mutations' in Figure 4. Further, the aligned evidence spans that form part of the mutations before and after the insertion are from Evidence-1 and Evidence-2 respectively and are marked with solid borders in Figure 4. We generalise this to a trajectory of hyperlinked mentions for cases with more than two evidence sentences. Further, if there are multiple possible mutation sequences as candidates, we enumerate all such combinations. We then calculate their average similarity score based on their alignment with the claim. Finally, we choose the one with the highest average similarity.

Insertions can also occur when a claim needs to be substantiated with enumeration of items from a list. For instance, the claim "Steve Buscemi has appeared in multiple films" would require enumeration of a list of films as its explanation. Here, the first film name in the list would be aligned with the claim span 'multiple films' and the rest of them will be treated as insertions with no aligned claim spans. The second case occurs when a claim requires information from multiple evidence sentences, which we discuss below. Summarily, for a given input instance, the alignment step produces

<sup>1</sup>If there are additional words between two words in evidence aligned to the same claim span, then those words are also considered as part of the evidence span.

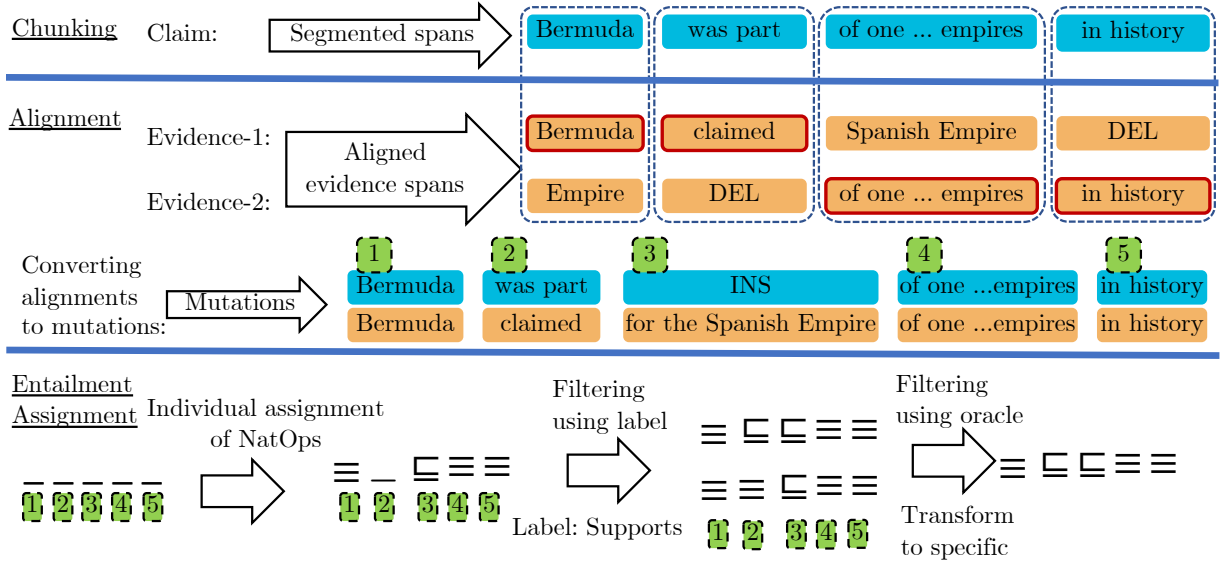


Figure 4: Annotation process for obtaining explanations for the claim and evidence in Figure 3. Annotation proceeds in three steps, chunking, alignment and entailment assignment. Entailment assignment proceeds by individual mutation assignment and two filtering steps.

a sequence of mutations where a mutation can be an aligned pair of claim and evidence spans, insertion of an evidence span or deletion of a claim span.

## 4.2 Entailment Assignment

As shown in Figure 4, the entailment assignment step produces a sequence of NatOps, one each for every mutation. Here, the search space will become exponentially large, i.e.  $6^n$  possible NatOp sequences for  $n$  mutations. First, we restrict the search space by identifying individual mutations that can be assigned a NatOp based on external lexicons and knowledge bases (KBs). We then perform two filtering steps to further narrow down the search space; one using label information from training data and the other using an oracle. In case this filtering results in multiple NatOp sequences, we arbitrarily choose one.

### 4.2.1 Individual Assignment of NatOps

We assign a NatOp to individual mutations from the mutation sequence by relying on external lexicons and KBs. Specifically, we use Wordnet (Miller, 1995), Wikidata (Vrandečić and Krötzsch, 2014), Paraphrase Database (Ganitkevitch et al., 2013, PPDB), and negative sentiment polarity words from the opinion lexicon by Hu and Liu (2004). Every paraphrase pair present in PPDB 2.0 (Pavlick et al., 2015) is marked with a NatOp. We identify mutations where both the claim and evidence spans are present in PPDB as

paraphrases and assign the corresponding NatOp to those. Similarly, mutations which fully match lexically are assigned with the equivalence operator, like the mutations marked as 1, 4 and 5 in Figure 2. Next, cases of insertions (deletions) are generally treated as making the existing claim more specific (general) and hence assigned the forward (reverse) entailment operator, like mutation 4 in Figure 2. An exception to this is that a deletion or insertion of a negation word would result in assigning the negation operator. The negation words include common negation terms such as “not” and “none”, as well as words with a negative polarity on the lexicon by Hu and Liu (2004).

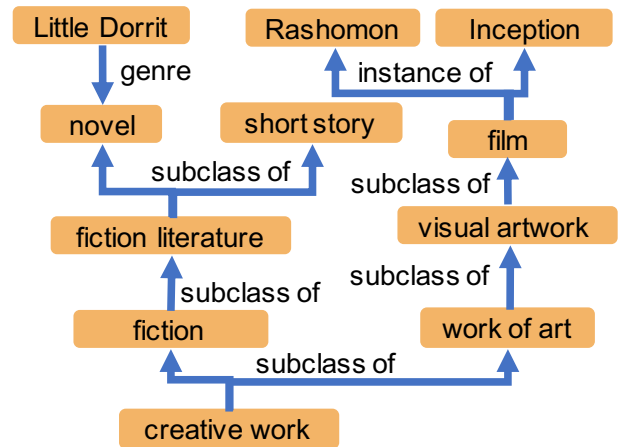


Figure 5: A snapshot of entities and their relations in Wikidata.

For several of these mutations, the NatOp information need not be readily available to be directly assigned at a span level. In such cases, we retain the word level alignments from the aligner and perform lexical level entailment assignment with the help of Wordnet and Wikidata. We follow MacCartney (2009, Chapter 6) for entailment assignment of open-class terms using Wordnet. Additionally, we define our own rules to assign a NatOp for named entities using Wikidata as our KB. Here, aliases of an entity are marked with an equivalence operator, as shown in third triple in Figure 1. Further, we manually assign NatOps to 500 relations in Wikidata, which are held most frequently between the aligned pairs of named entities in our training dataset. For instance, as shown in Figure 5, the entities “Little Dorrit” and “novel” form the relation “genre”. As “Little Dorrit” is a novel, we consider the entity “novel” as a generalisation of ‘Little Dorrit’. Here, for a mutation with ‘Little Dorrit’ in the claim span and ‘novel’ in the evidence span, we assign the reverse entailment operator, signifying generalisation. However, we assign forward entailment operator, signifying specialisation, when the entities switch their positions. Summarily any two entities that share the ‘genre’ relation is assigned a forward or reverse entailment operator.

The KB relations we annotated have to occur directly between the entities, and they do not capture hierarchical multihop relations between the entities in the KB. We create such a hierarchy by combining the “instance of”, “part of”, and “subclass of” relations in Wikidata.<sup>2</sup> In this hierarchy, if an entity is connected to another via a directed path of length  $k \leq 3$ , such as “Work of art” and “Rashomon” in Figure 5, then the pair is considered to have a parent child-relation. Here, the parent entity is considered as a generalisation of the child entity, leading to assignment of forward or reverse entailment NatOp, as previously explained. Similarly, two entities are considered to be siblings if they have a common parent, and are assigned the alternation NatOp. This signifies that the two entities have related properties but are still different instantiations, such as “Rashomon” and “Inception”. However, if two connected entities do not satisfy the aforementioned length criteria,

<sup>2</sup>We do not distinguish between these relations in our hierarchy, though Wikidata does. For more details refer to: [https://bit.ly/hier\\_props](https://bit.ly/hier_props)

say between “novel” and “Rashomon”, then those entities are assigned the independence operator, . This signifies that the relatedness between the entities are not of any significance in our annotation. will be assigned with independence operator.

$\mathcal{O}$ -class	S	R	N
substitute with similar information	$\sqsubseteq$	$\Updownarrow$	$\sqsupseteq$
substitute with dissimilar information	$\sqsubseteq$	$\Updownarrow$	$\#$
paraphrasing	$\equiv$	$\Updownarrow$	$\#$
negation	$\wedge$	$\wedge$	$\wedge$
transform to specific	$\sqsubseteq$	$\sqsubseteq$	$\sqsubseteq$
transform to general	$\sqsupseteq$	$\sqsupseteq$	$\sqsupseteq$

Table 1: NatOp assignment based on  $\mathcal{O}$ -class and veracity label information.

## 4.2.2 Filtering Using Label and Oracle

In Figure 4, there is only one unfilled NatOp after NatOp assignment in Subsection 4.2.1. Hence there are six possible candidate transition sequences possible. We first filter out invalid candidates by using the veracity label information from the training set, which is ‘SUPPORTS’ in Figure 4. Of the six, only two terminates at the ‘SUPPORTS (S)’ state when used as a transition sequence in the DFA (Section 3.2). Hence only those two candidates will be retained. For the next filtering step, we use an oracle to find two additional pieces of information. First, we use it to obtain a six class categorisation of the mutation sequence, as shown in Table 1. This categorisation is based on the annotation process followed in the FEVER dataset (Thorne et al., 2018a, §3.1), and we refer to it as the  $\mathcal{O}$ -classes. Second, while the label information can change after every mutation, the  $\mathcal{O}$ -class is assigned to a specific mutation after which it remains unchanged. The oracle identifies the specific mutation as well, which we refer to as  $\mathcal{O}$ -span. In Figure 4,  $\mathcal{O}$ -span happens to be the second mutation. We assign a unique NatOp for each  $\mathcal{O}$ -class and label combination as shown in Table 1, at the  $\mathcal{O}$ -span. In Figure 4, the mutation sequence at the top is selected based on the information in Table 1.

## 5 Experimental Methodology

### 5.1 Data

We evaluate our model on FEVER (Thorne et al., 2018a), a benchmark dataset for fact verification. It is split into train, development and a blind test-set containing 145,449, 19,998, and 19,998 claims respectively. We further evaluate our model on Symmetric FEVER (Schuster et al., 2019), a dataset designed to evaluate the robustness of fact verification systems against the claim-only bias present in FEVER. The dataset consists of 1,420 counterfactual instances, split into development and test sets of 708 and 712 instances respectively.

### 5.2 Evaluation Metrics

The official evaluation metrics for FEVER include label accuracy (LA) and FEVER Score (Thorne et al., 2018b). Label accuracy is simply the veracity classification accuracy. FEVER Score rewards only those predictions which are accompanied by at least one complete set of ground truth evidence. For robustness related experiments with Symmetric FEVER, five random initialisations of each model are trained. We perform multiple training with random seeds due to the limited size of dataset available for the training. We report their mean accuracy, standard deviation, and p-value with an unpaired t-test.

We further introduce a new evaluation metric, to assess model robustness, called *Stability Error Rate (SER)*. Neural models, especially with a retriever component, have shown to be vulnerable to model over-stability (Jia and Liang, 2017). Model over-stability is the inability of a model to distinguish between strings that is relevant to address the user given query and those which merely have lexical similarity with the user input. Due to over-stability, superfluous information in the input may influence the decision making capacity of a model, even when sufficient information to arrive at the correct decision is available in the input. In a fact verification system, it is expected that an ideal verification model should predict a ‘REFUTE’ or ‘SUPPORT’ label for a claim only given sufficient evidence, and any additional evidence should not alter this decision. To assess this, we define *SER* as the percentage of claims where additional evidence alters the SUPPORT or REFUTE decision of the model.

### 5.3 Baseline Systems

**KernelGAT (Liu et al., 2020)** propose a graph attention based network. where each retrieved evidence sentence, concatenated with the claim, forms a node in the graph. The node representations are initialised using a pretrained LM; we use their best performing RoBERTA (Large) configuration. The relative importance of each node, is computed with node kernels, and information propagation is performed using edge kernels.

**CorefBERT (Ye et al., 2020)** follows the KernelGAT architecture, and differs only in terms of the LM used for the node initialisation. Here, they further pretrain the LM on a task that involves prediction of referents of a masked mention to capture co-referential relations in context. We use CorefRoBERTA, their best performing configuration.

**DREAM (Zhong et al., 2020)** use a graph convolutional network for information propagation followed by a graph attention network for aggregation. However, unlike KernelGAT, they operate on a semantic structure involving span level nodes, obtained using semantic role labelling of the input. Their graph structure is further enhanced with edges based on lexical overlap and similarity between span level nodes.<sup>3</sup>

### 5.4 ProofVer: Implementation Details

We follow most previous works on FEVER which model the task in three steps, namely document retrieval, retrieval of evidence sentences from those documents, and finally classification based on the claim and the evidence. ProofVer’s novelty lies in proof generation at the third step. Hence, for better comparability against the baselines, for the first two steps we follow the setup of Liu et al. (2020), also used in Ye et al. (2020). We retrieve five sentences for each claim since more evidence is ignored in the FEVER evaluation.

**Claim Verification** For the proof generator, we take the pretrained BART (Large) model (Lewis et al., 2020) and fine tune it using the heuristically annotated data from Section 4. The encoder takes as input the concatenation of a claim and one or more evidence sentences, each separated with a delimiter, and the decoder generates a sequence of triples. We use three different configurations, namely ProofVer-SE, ProofVer-ME-Full,

<sup>3</sup>Since their implementation is not publicly available, we report the results stated by Zhong et al. (2020).



and ProofVer-ME-Align which differ in the way the retrieved evidence is handled. In ProofVer-SE (single evidence), a claim is concatenated with exactly one evidence sentence as input; this produces five proofs and five decisions per claim, and we arrive at the final decision based on majority voting. The remaining two use all the retrieved evidence together as a single input, by concatenating with the claim. Also both the models produce only one proof and hence one decision for a claim. While ProofVer-ME-Full (multiple evidence) use the evidence as is, ProofVer-ME-Align use a word aligner (Jalili Sabet et al., 2020) to extract subsequences that align with the claim from each of the five evidence sentences. Only the extracted subsequences are concatenated with the claim to form the input in the latter.

## 5.5 Heuristic Annotation for Training

As elaborated in Section 4, the explanations are generated using a three step heuristic annotation process. We first obtain a phrase level chunking of the claims using the flair based phrase chunker (Akbik et al., 2019). Second, we obtain alignments between the evidence sentences and the claim using simAlign (Jalili Sabet et al., 2020). For this, we use RoBERTA Large, fine tuned on MNLI, for obtaining the contextualised word embeddings for the alignment. The final step, i.e. entailment assignment, starts by assigning NatOps to individual mutations, in isolation, by relying on external lexicons and KBs. About 93.59 % of the claims had only at most one mutation for which we could not assign a NatOp in isolation. There were another 4.17 % cases where exactly two mutations were unfilled after the individual assignment. In the oracle based filtering during entailment assignment, the information required for the oracle is obtained from the annotation logs of the FEVER annotations process. Recently, Thorne and Vlachos (2021b) released a fact correction dataset which contains this information from FEVER. In the annotation of FEVER, given a sentence in Wikipedia, annotators first extract a subsequence containing exactly one piece of information about an entity. These extracted subsequences become the source statements which are then modified to create the claims in FEVER (Thorne et al., 2018a). Further, each such pair of the source statement and the claim created from it is annotated with a six class categorisation, as

shown in Table 1. We use the categorisation information as  $\mathcal{O}$ -class. The  $\mathcal{O}$ -span at which  $\mathcal{O}$ -class is applied, is identified as the claim span where the modification was done to create the claim. We use both these information in our final filtering step.

To limit the reliance on gold standard data from Thorne and Vlachos (2021b) during the heuristic annotation, we first train a classifier for predicting the  $\mathcal{O}$ -class. The classifier is trained using KEPLER (Wang et al., 2021), a RoBERTA based pretrained LM that is enhanced with KB relations and entity pairs from WikiData. It covers 97.5 % of the entities present in FEVER. We first fine tune KEPLER with the FEVER training dataset. We further fine tune it for the six class classification task of predicting the  $\mathcal{O}$ -class, and refer to this classifier as *Kepler-CT*. Kepler-CT is trained with varying the size of training data from Thorne and Vlachos (2021b), ranging from 1.24 % (1,800; 300 per class) to 41.25 % (60,000; 10,000 per class) of the FEVER dataset. We now consider two configurations; one where the oracle still uses gold data to identify the  $\mathcal{O}$ -span, which we refer to as ProofVer-K. In the second configuration, ProofVer-K-NoCS, we relax this constraint and instead retain only those candidate sequences where at least one occurrence of the corresponding NatOp as per Table 1 is possible in the candidate sequence. Summarily, ProofVer-K-NoCS does not use any gold information from the fact correction dataset directly, apart from using Kepler-CT. Further, ProofVer-K use gold standard information for identifying  $\mathcal{O}$ -span for the heuristic annotation of our training data.

## 6 Evaluation Results

### 6.1 Fact-checking accuracy

As shown in Table 2, ProofVer-ME-Full has the best scores in terms of Label accuracy and FEVER score on both the blind test data and the development data, among all the models we compare against. Compared to ProofVer-SE, these gains come primarily from ProofVer-ME-Full’s ability to handle multiple evidence sentences (five in our experiments) together as one input as opposed to handling each separately and then aggregating the predictions. The FEVER development set contains 9.8 % (1,960) of the instances requiring multiple evidence sentences for claim verification. While ProofVer-SE predicts 60.1 % of these instances correctly, ProofVer-ME-Full correctly

System		Dev		Test	
		LA	Fever Score	LA	Fever Score
ProofFVer (BART)	SE	78.71	74.62	74.18	70.09
	ME-Align	79.83	76.33	77.16	72.47
	ME-Full	<b>80.23</b>	<b>78.17</b>	<b>79.25</b>	<b>74.37</b>
KGAT (Roberta)		78.29	76.11	74.07	70.38
CorefBERT (Roberta)		79.12	77.46	75.96	72.30
DREAM (XLNET)		79.16	-	76.85	70.60

Table 2: Performance on the development and blind test data on FEVER.

predicts 67.44 % of these. Further, around 80.73 % (of 18,038) of the single evidence instances are correctly predicted by ProofFVer-SE, in comparison to 81.62 % instances for ProofFVer-ME-Full.

All the configurations of ProofFVer use dynamically constrained markup decoding during prediction (3.1) to constrain the search space. However, we observe that any attempts to further restrict the control of the proof generator over predicting the text portions results in performance deterioration. In our most restrictive version of ProofFVer, we determine the aligned spans of the claim and evidence beforehand using the same chunker and aligner used in heuristic annotation of the training data. During prediction, the decoding mechanism is coded to enforce the predetermined aligned spans as predictions. During evaluation, this setup provides perfect overlap in text portions of the proof in the prediction and the groundtruth of the development data of FEVER. Here, the proof generator has control only over prediction of the NatOps. However, this configuration reported a label accuracy of 77.42 % and a FEVER score of 75.27 % on the development data, performing worse than all the models reported in Table 2. Similarly, the proof generator performs the best when it has access to the entire evidence retrieved. ProofFVer-ME-Full and ProofFVer-ME-Align differs only in terms of access to the retrieved evidence, where the latter uses only those parts of the evidence sentences that align with the claim, instead of the whole sentences. While this configuration outperforms all the baselines, it still falls short of ProofFVer-ME-Full as shown in Table 2.

**Impact of additional manual annotation** The use of manual annotation from the fact correction dataset in terms of both  $\mathcal{O}$ -class and  $\mathcal{O}$ -span help the performance of the model. However, as shown

	Stability Error Rate
ProofFVer	6.21
KernelGAT	12.35
CorefBERT	10.27

Table 3: Stability Error Rate (SER) on FEVER development data. Lower the SER, better the model.

Training Set Size	Kepler-CT	ProofFVer	
		K-NoCS	K
1,800	69.07	64.65	66.73
3,600	72.53	67.25	69.17
6,000	74.02	68.86	72.41
12,000	77.95	72.83	74.42
18,000	79.67	74.25	76.23
30,000	80.61	75.39	77.76
45,000	82.76	77.62	78.84
60,000	84.85	78.61	79.67

Table 4: Performance (label accuracy) of ProofFVer-K and -NoCS, two variants which use predictions from Kepler-CT classifier for identifying  $\mathcal{O}$ -class. The size of training data used for Kepler-CT and its classifier accuracy is also provided.

in Table 4, we can limit the influence of the additional data required by building the six class classifier, Kepler-CT. Here, by only using gold information from 41.25 % of the instances in FEVER, we can obtain a classifier with an accuracy of 84.85 %. Moreover, the corresponding ProofFVer configurations trained on proofs generated using information from Kepler-CT are competitive with those using the gold standard information. For instance, ProofFVer-K-NOCS achieves a label accuracy of 78.61 % as against 80.23 % of ProofFVer-ME-Full on the FEVER development data. This configuration uses no additional gold information other than what is required for training Kepler-CT. Similarly, ProofFVer-K which use gold information for identifying the  $\mathcal{O}$ -span, achieve a label accuracy of 79.67 %, outperforming all the baseline models. Moreover, with Kepler-CT, trained with as low as 1.24 % of instances in FEVER, helps ProofFVer-K-NoCS and ProofFVer-K achieve label accuracy of 64.65 % and 66.73 % respectively on the FEVER development data.

Model	Dataset					
	FEVER-DEV			Symmetric FEVER		
	Original	FT	FT+L2	Original	FT	FT+L2
ProofVer	<b>89.07±0.3</b>	<b>86.41±0.8</b>	<b>87.95±1.0*</b>	<b>81.70±0.4</b>	<b>85.88±1.3#</b>	<b>83.37±1.3#*</b>
KernelGAT	86.02±0.2	76.67±0.3	79.93±0.9*	65.73±0.3	84.94±1.1#	73.34±1.5#*
CorefBERT	88.26±0.4	78.79±0.2	84.22±1.5*	68.49±0.6	85.45±0.2#	77.37±0.5#*

Table 5: Accuracies of models on FEVER-DEV and Symmetric FEVER with and without fine tuning. All results marked with \* and # are statistically significant with  $p < 0.05$  against their FT and Original variants respectively.

## 6.2 Robustness

**Stability Error Rate (SER):** SER quantifies the rate of instances where a system alters its decision due to the presence of superfluous information in its input, passed on by the retriever component. Table 3 shows the SER for the three competing systems, where a lower SER implies improved robustness against superfluous information. Both KernelGAT and CorefBERT have a SER of 12.35 % and 10.27 % respectively, whereas ProofVer reports an SER of only 6.21 %. The SER results imply that both the baselines change their predictions from SUPPORT or REFUTE after providing them with superfluous information more often than ProofVer, and hence are more vulnerable to model over stability.

**Symmetric FEVER** As shown in Table 5, ProofVer shows better robustness by reporting a mean accuracy of 81.70 % on the Symmetric FEVER test dataset, which is 13.21 percentage points more than that of CorefBERT, the next best model. All models improve their accuracy and are comparable on Symmetric FEVER test set, when we fine tune them using the dataset’s development set. However, this comes at a performance degradation of more than 9 % on the original FEVER development data for both KernelGAT and CorefBERT, due to catastrophic forgetting (French, 1999). This occurs primarily due to the shift in label distribution during fine tuning, as Symmetric FEVER contains claims with only a SUPPORT or REFUTE label. ProofVer reports a degradation of less than 3 % in its accuracy as it is a seq2seq model with an objective trained to generate a sequence of NatOps. To mitigate the effect of catastrophic forgetting, we apply L2 regularisation for all the three models (Thorne and Vlachos, 2021a) which improves all models on the FEVER development set. Nevertheless, ProofVer has the highest scores among the competing models after regularisation.

## 6.3 ProofVer proofs as explanations

ProofVer’s proofs are guaranteed to be faithful explanations by construction. We further evaluate the explanations for plausibility and also conduct a human evaluation using forward prediction task.

**Plausibility:** Rationales extracted based on attention scores are often used as means to highlight the reasoning involved in the decision making process of various models (DeYoung et al., 2020). We use thresholded attention scores from KernelGAT and CorefBERT to identify rationales for the predictions of these systems. For ProofVer, we obtain our rationales from the generated prof, by extracting those lexical entries from the aligned evidence spans in the proof that do not have a lexical overlap with the claim. The evaluation compares the extracted rationales with human rationales. To obtain the latter, we identify those claims from the FEVER development data, where the claim and its source statement differ from each other only by a word, an entity or a phrase. This implies that the portion of the text in the source statement is the human rationale, as long as it is present in the evidence. We ensure that all the systems have access to this rationale, we filter 300 such cases from FEVER development data where the source statement form a subsequence in the evidence. We use token-level F-score based on the matches between the ground truth rationales and the rationales from different systems. We experiment with tokens of different attention weights ranging from top 1 % to 50 % with a step size of 5 for both KernelGAT and CorefBERT. For ProofVer, we remove those evidence spans in our explanations which are exact matches with the claim and keep the rest. We find that the ProofVer reports a token level F-score of 93.28 %, compared to 87.61 % and 86.42 %, the best F-Scores for CorefBERT and KernelGAT.

**Human evaluation of the Natural Logic reasoning as an explanation:** We perform human

evaluation of our explanations using forward simulation (Doshi-Velez and Kim, 2017), where we ask humans to predict the system output based on the explanations. For ProofVer we provide the claim along with the sequence of triples generated, as well as the those sentences from which the evidence spans in the explanation were extracted. The baseline is a claim provided with 5 retrieved evidence sentences, which are the same for all models considered. We use predictions from CorefBERT as the model predictions in the baseline. Each annotator is presented with 24 different claims, 12 from each system, ProofVer and baseline. We used 60 claims, thus 120 explanations obtained a total of 360 impressions, from 15 annotators. All the annotators are either pursuing a PhD, or are postdocs in fields related to computer science and computational linguistics, or are industry researchers or data scientists. Since the human annotators need not be aware of the natural logic operators, we replaced them with human readable phrases.<sup>4</sup> The rephrasing also allows to avoid the use of the DFA to arrive at the model prediction by those who are aware of the deterministic nature of the explanation. With the ProofVer explanations, the human evaluators are able to predict the model decisions correctly in 82.78 % of the cases as against 70 % of the cases for the baseline. In both systems, humans were mostly confused in instances with a ‘Not Enough Info’ label, and had comparable percentage of correct predictions between the two systems, 68.33 % and 65 % respectively. The biggest gain occurred for instances with a REFUTE label. Here, annotators could correctly predict the model decisions in 86.67 % of the cases for ProofVer, though it was only 70 % for the baseline.

## 7 Conclusion

We present ProofVer, a natural logic based proof system for fact verification that generates faithful explanations. The proofs we provide are aligned spans of evidences labelled with natural logic operators, making it more fine grained than sentence level explanations. Further, our explanations represent a reasoning process using the natural logic relations, making the decision making deterministic. Our extensive experiments based on FEVER, shows that our model performs better than re-

<sup>4</sup>The screenshot for our evaluation page is shown here <https://pasteboard.co/KcleMbf.png>

cent state-of-the-art models both in terms of accuracy and robustness. Further, our explanations are shown to score better on rationale extraction in comparison to attention based highlights, and in improving the understanding of the decision making process of the models by humans .

## Acknowledgments

Amrith Krishna and Andreas Vlachos are supported by a Sponsored Research Agreement between Facebook and the University of Cambridge. Andreas Vlachos is additionally supported by the ERC grant AVeriTeC.

## References

- Lasha Abzianidze. 2017a. [LangPro: Natural language theorem prover](#). In *Proceedings of the 2017 Conference on Empirical Methods in Natural Language Processing: System Demonstrations*, pages 115–120, Copenhagen, Denmark. Association for Computational Linguistics.
- Lasha Abzianidze. 2017b. *A Natural Proof System for Natural Language*. Ph.D. thesis, Tilburg University.
- Naser Ahmadi, Joohyung Lee, Paolo Papotti, and Mohammed Saeed. 2019. [Explainable fact checking with probabilistic answer set programming](#). In *Proceedings of the 2019 Truth and Trust Online Conference (TTO 2019), London, UK, October 4-5, 2019*.
- Alan Akbik, Tanja Bergmann, Duncan Blythe, Kashif Rasul, Stefan Schweter, and Roland Vollgraf. 2019. Flair: An easy-to-use framework for state-of-the-art nlp. In *NAACL 2019, 2019 Annual Conference of the North American Chapter of the Association for Computational Linguistics (Demonstrations)*, pages 54–59.
- Gabor Angeli. 2016. *Learning Open Domain Knowledge From Text*. Ph.D. thesis, Stanford University.
- Gabor Angeli and Christopher D. Manning. 2014. [NaturalLI: Natural logic inference for common sense reasoning](#). In *Proceedings of the 2014 Conference on Empirical Methods in Natural Language Processing (EMNLP)*, pages 534–545, Doha, Qatar. Association for Computational Linguistics.

- Gabor Angeli, Neha Nayak, and Christopher D. Manning. 2016. [Combining natural logic and shallow reasoning for question answering](#). In *Proceedings of the 54th Annual Meeting of the Association for Computational Linguistics (Volume 1: Long Papers)*, pages 442–452, Berlin, Germany. Association for Computational Linguistics.
- Pepa Atanasova, Jakob Grue Simonsen, Christina Lioma, and Isabelle Augenstein. 2020. [Generating fact checking explanations](#). In *Proceedings of the 58th Annual Meeting of the Association for Computational Linguistics*, pages 7352–7364, Online. Association for Computational Linguistics.
- Nicola De Cao, Gautier Izacard, Sebastian Riedel, and Fabio Petroni. 2021. [Autoregressive entity retrieval](#). In *International Conference on Learning Representations*.
- Jay DeYoung, Sarthak Jain, Nazneen Fatema Rajani, Eric Lehman, Caiming Xiong, Richard Socher, and Byron C. Wallace. 2020. [ERASER: A benchmark to evaluate rationalized NLP models](#). In *Proceedings of the 58th Annual Meeting of the Association for Computational Linguistics*, pages 4443–4458, Online. Association for Computational Linguistics.
- Finale Doshi-Velez and Been Kim. 2017. [Towards a rigorous science of interpretable machine learning](#).
- Yufei Feng, Zi’ou Zheng, Quan Liu, Michael Greenspan, and Xiaodan Zhu. 2020. [Exploring end-to-end differentiable natural logic modeling](#). In *Proceedings of the 28th International Conference on Computational Linguistics*, pages 1172–1185, Barcelona, Spain (Online). International Committee on Computational Linguistics.
- Robert M. French. 1999. [Catastrophic forgetting in connectionist networks](#). *Trends in Cognitive Sciences*, 3(4):128–135.
- Mohamed H. Gad-Elrab, Daria Stepanova, Jacopo Urbani, and Gerhard Weikum. 2019. [Exfakt: A framework for explaining facts over knowledge graphs and text](#). In *Proceedings of the Twelfth ACM International Conference on Web Search and Data Mining, WSDM ’19*, page 87–95, New York, NY, USA. Association for Computing Machinery.
- Juri Ganitkevitch, Benjamin Van Durme, and Chris Callison-Burch. 2013. [PPDB: The paraphrase database](#). In *Proceedings of the 2013 Conference of the North American Chapter of the Association for Computational Linguistics: Human Language Technologies*, pages 758–764, Atlanta, Georgia. Association for Computational Linguistics.
- D Graves. 2018. Understanding the promise and limits of automated fact-checking. Technical report.
- Andreas Hanselowski, Christian Stab, Claudia Schulz, Zile Li, and Iryna Gurevych. 2019. [A richly annotated corpus for different tasks in automated fact-checking](#). In *Proceedings of the 23rd Conference on Computational Natural Language Learning (CoNLL)*, pages 493–503, Hong Kong, China. Association for Computational Linguistics.
- Hai Hu, Qi Chen, and Larry Moss. 2019. [Natural language inference with monotonicity](#). In *Proceedings of the 13th International Conference on Computational Semantics - Short Papers*, pages 8–15, Gothenburg, Sweden. Association for Computational Linguistics.
- Minqing Hu and Bing Liu. 2004. [Mining and summarizing customer reviews](#). In *Proceedings of the Tenth ACM SIGKDD International Conference on Knowledge Discovery and Data Mining, KDD ’04*, page 168–177, New York, NY, USA. Association for Computing Machinery.
- Thomas F. Icard III and Lawrence S. Moss. 2014. [Recent progress on monotonicity](#). In *Linguistic Issues in Language Technology, Volume 9, 2014 - Perspectives on Semantic Representations for Textual Inference*. CSLI Publications.
- Alon Jacovi and Yoav Goldberg. 2021. [Aligning Faithful Interpretations with their Social Attribution](#). *Transactions of the Association for Computational Linguistics*, 9:294–310.
- Sarthak Jain, Sarah Wiegrefe, Yuval Pinter, and Byron C. Wallace. 2020. [Learning to faithfully rationalize by construction](#). In *Proceedings of*

- the 58th Annual Meeting of the Association for Computational Linguistics, pages 4459–4473, Online. Association for Computational Linguistics.
- Masoud Jalili Sabet, Philipp Dufter, François Yvon, and Hinrich Schütze. 2020. [SimAlign: High quality word alignments without parallel training data using static and contextualized embeddings](#). In *Proceedings of the 2020 Conference on Empirical Methods in Natural Language Processing: Findings*, pages 1627–1643, Online. Association for Computational Linguistics.
- Robin Jia and Percy Liang. 2017. [Adversarial examples for evaluating reading comprehension systems](#). In *Proceedings of the 2017 Conference on Empirical Methods in Natural Language Processing*, pages 2021–2031, Copenhagen, Denmark. Association for Computational Linguistics.
- Isaac Johnson. 2020. Analyzing wikidata transclusion on english wikipedia. *arXiv preprint arXiv:2011.00997*.
- Neema Kotonya and Francesca Toni. 2020. [Explainable automated fact-checking for public health claims](#). In *Proceedings of the 2020 Conference on Empirical Methods in Natural Language Processing (EMNLP)*, pages 7740–7754, Online. Association for Computational Linguistics.
- George Lakoff. 1972. *Linguistics and Natural Logic*. Springer Netherlands, Dordrecht.
- Tao Lei, Regina Barzilay, and Tommi Jaakkola. 2016. [Rationalizing neural predictions](#). In *Proceedings of the 2016 Conference on Empirical Methods in Natural Language Processing*, pages 107–117, Austin, Texas. Association for Computational Linguistics.
- Mike Lewis, Yinhan Liu, Naman Goyal, Marjan Ghazvininejad, Abdelrahman Mohamed, Omer Levy, Veselin Stoyanov, and Luke Zettlemoyer. 2020. [BART: Denoising sequence-to-sequence pre-training for natural language generation, translation, and comprehension](#). In *Proceedings of the 58th Annual Meeting of the Association for Computational Linguistics*, pages 7871–7880, Online. Association for Computational Linguistics.
- Zhenghao Liu, Chenyan Xiong, Maosong Sun, and Zhiyuan Liu. 2020. [Fine-grained fact verification with kernel graph attention network](#). In *Proceedings of the 58th Annual Meeting of the Association for Computational Linguistics*, pages 7342–7351, Online. Association for Computational Linguistics.
- Bill MacCartney. 2009. *NATURAL LANGUAGE INFERENCE*. Ph.D. thesis, STANFORD UNIVERSITY.
- Bill MacCartney and Christopher D. Manning. 2007. [Natural logic for textual inference](#). In *Proceedings of the ACL-PASCAL Workshop on Textual Entailment and Paraphrasing*, pages 193–200, Prague. Association for Computational Linguistics.
- George A. Miller. 1995. [Wordnet: A lexical database for english](#). *Commun. ACM*, 38(11):39–41.
- Ellie Pavlick, Pushpendre Rastogi, Juri Ganitkevitch, Benjamin Van Durme, and Chris Callison-Burch. 2015. [PPDB 2.0: Better paraphrase ranking, fine-grained entailment relations, word embeddings, and style classification](#). In *Proceedings of the 53rd Annual Meeting of the Association for Computational Linguistics and the 7th International Joint Conference on Natural Language Processing (Volume 2: Short Papers)*, pages 425–430, Beijing, China. Association for Computational Linguistics.
- Kashyap Popat, Subhabrata Mukherjee, Andrew Yates, and Gerhard Weikum. 2018. [DeClarE: Debunking fake news and false claims using evidence-aware deep learning](#). In *Proceedings of the 2018 Conference on Empirical Methods in Natural Language Processing*, pages 22–32, Brussels, Belgium. Association for Computational Linguistics.
- Matt Post and David Vilar. 2018. [Fast lexically constrained decoding with dynamic beam allocation for neural machine translation](#). In *Proceedings of the 2018 Conference of the North American Chapter of the Association for Computational Linguistics: Human Language Technologies, Volume 1 (Long Papers)*, pages 1314–1324, New Orleans, Louisiana. Association for Computational Linguistics.

- Tal Schuster, Adam Fisch, and Regina Barzilay. 2021. [Get your vitamin c! robust fact verification with contrastive evidence](#). *CoRR*, abs/2103.08541.
- Tal Schuster, Darsh Shah, Yun Jie Serene Yeo, Daniel Roberto Filizzola Ortiz, Enrico Santus, and Regina Barzilay. 2019. [Towards debiasing fact verification models](#). In *Proceedings of the 2019 Conference on Empirical Methods in Natural Language Processing and the 9th International Joint Conference on Natural Language Processing (EMNLP-IJCNLP)*, pages 3419–3425, Hong Kong, China. Association for Computational Linguistics.
- James Thorne and Andreas Vlachos. 2021a. [Elastic weight consolidation for better bias inoculation](#). In *Proceedings of the 16th Conference of the European Chapter of the Association for Computational Linguistics: Main Volume*, pages 957–964, Online. Association for Computational Linguistics.
- James Thorne and Andreas Vlachos. 2021b. Evidence-based factual error correction. In *Proceedings of the Joint Conference of the 59th Annual Meeting of the Association for Computational Linguistics and the 11th International Joint Conference on Natural Language Processing*.
- James Thorne, Andreas Vlachos, Christos Christodoulopoulos, and Arpit Mittal. 2018a. [FEVER: a large-scale dataset for fact extraction and VERification](#). In *Proceedings of the 2018 Conference of the North American Chapter of the Association for Computational Linguistics: Human Language Technologies, Volume 1 (Long Papers)*, pages 809–819, New Orleans, Louisiana. Association for Computational Linguistics.
- James Thorne, Andreas Vlachos, Oana Cocarascu, Christos Christodoulopoulos, and Arpit Mittal. 2018b. [The fact extraction and VERification \(FEVER\) shared task](#). In *Proceedings of the First Workshop on Fact Extraction and VERification (FEVER)*, pages 1–9, Brussels, Belgium. Association for Computational Linguistics.
- V.M.S. Valencia. 1991. *Studies on Natural Logic and Categorical Grammar*. Universiteit van Amsterdam.
- Johan Van Benthem et al. *Essays in logical semantics*. Springer.
- Denny Vrandečić and Markus Krötzsch. 2014. [Wikidata: A free collaborative knowledgebase](#). *Commun. ACM*, 57(10):78–85.
- David Wadden, Shanchuan Lin, Kyle Lo, Lucy Lu Wang, Madeleine van Zuylen, Arman Cohan, and Hannaneh Hajishirzi. 2020. [Fact or fiction: Verifying scientific claims](#). In *Proceedings of the 2020 Conference on Empirical Methods in Natural Language Processing (EMNLP)*, pages 7534–7550, Online. Association for Computational Linguistics.
- Xiaozhi Wang, Tianyu Gao, Zhaocheng Zhu, Zhengyan Zhang, Zhiyuan Liu, Juanzi Li, and Jian Tang. 2021. [Kepler: A unified model for knowledge embedding and pre-trained language representation](#). *Transactions of the Association for Computational Linguistics*, 9(0):176–194.
- Lianwei Wu, Yuan Rao, Yongqiang Zhao, Hao Liang, and Ambreen Nazir. 2020. [DTCA: Decision tree-based co-attention networks for explainable claim verification](#). In *Proceedings of the 58th Annual Meeting of the Association for Computational Linguistics*, pages 1024–1035, Online. Association for Computational Linguistics.
- Deming Ye, Yankai Lin, Jiaju Du, Zhenghao Liu, Peng Li, Maosong Sun, and Zhiyuan Liu. 2020. [Coreferential Reasoning Learning for Language Representation](#). In *Proceedings of the 2020 Conference on Empirical Methods in Natural Language Processing (EMNLP)*, pages 7170–7186, Online. Association for Computational Linguistics.
- Luke S. Zettlemoyer and Michael Collins. 2005. Learning to map sentences to logical form: Structured classification with probabilistic categorical grammars. In *Proceedings of the Twenty-First Conference on Uncertainty in Artificial Intelligence, UAI’05*, page 658–666, Arlington, Virginia, USA. AUAI Press.
- Wanjun Zhong, Jingjing Xu, Duyu Tang, Zenan Xu, Nan Duan, Ming Zhou, Jiahai Wang, and Jian Yin. 2020. [Reasoning over semantic-level graph for fact checking](#). In *Proceedings of the 58th Annual Meeting of the Association for*

*Computational Linguistics*, pages 6170–6180,  
Online. Association for Computational Linguistics.