

PocketNet: Extreme Lightweight Face Recognition Network using Neural Architecture Search and Multi-Step Knowledge Distillation

Fadi Boutros^{1,2}, Patrick Siebke^{1,2}, Marcel Klemt^{1,2},
Naser Damer^{1,2}, Florian Kirchbuchner¹, Arjan Kuijper^{1,2}

¹Fraunhofer Institute for Computer Graphics Research IGD, Darmstadt, Germany

²Mathematical and Applied Visual Computing, TU Darmstadt, Darmstadt, Germany

Email: fadi.boutros@igd.fraunhofer.de

Abstract

Deep neural networks have rapidly become the mainstream method for face recognition. However, deploying such models that contain an extremely large number of parameters to embedded devices or in application scenarios with limited memory footprint is challenging. In this work, we present an extremely lightweight and accurate face recognition solution. We utilize neural architecture search to develop a new family of face recognition models, namely PocketNet. We also propose to enhance the verification performance of the compact model by presenting a novel training paradigm based on knowledge distillation, namely the multi-step knowledge distillation. We present an extensive experimental evaluation and comparisons with the recent compact face recognition models on nine different benchmarks including large-scale evaluation benchmarks such as IJB-B, IJB-C, and MegaFace. PocketNets have consistently advanced the state-of-the-art (SOTA) face recognition performance on nine mainstream benchmarks when considering the same level of model compactness. With 0.92M parameters, our smallest network PocketNetS-128 achieved very competitive results to recent SOTA compacted models that contain more than 4M parameters. Training codes and pre-trained models are publicly released¹.

1. Introduction

Face recognition is an active research field, and it has benefited from the recent advancements in machine learning, especially the advancements in deep learning [9] and the novelty of margin-based Softmax losses [5], achieving a notable recognition accuracy. SOTA face recognition solutions rely on a deep learning models with an extremely large number of parameters [5]. Deploying such a model on an embedded device or in applications with limited memory footprint is a challenge [21, 6]. This challenge has received increased attention in the literature in the last few

years [21, 6].

Recently, several compact face recognition models have been proposed in the literature. MobileFaceNet [3] proposed an efficient face recognition model based on MobileNetV2 [27] with around 1M of parameters. ShuffleFaceNet [20] and VarGFaceNet [31] model architectures adopted ShuffleNetV2 [19] and VarGNet [34], respectively, for the face recognition task. VarGFaceNet contains 5M parameters. ShuffleFaceNet presented three architectures with different width scales (0.5, 1.5 and 2) containing 0.5, 2.6, and 4.5M parameters, respectively. MixFaceNets [1] use MixNets [29] as a baseline network structure to develop a new family of face recognition models. The smallest MixFaceNet architecture contains 1.04M parameters and the largest one contains 3.95M parameters. Martinez-Diaz et al. [21] evaluated the computational requirements and the verification performance of five compact model architectures including MobileFaceNet (2.0M parameters), VarGFaceNet [31] (5M parameters), ShuffleFaceNet [20] (2.6m parameters), MobileFaceNetV1 (3.4m parameters), and ProxylessFaceNAS (3.2m parameters). The reported results by Martinez-Diaz et al. [21] demonstrated that the compact face recognition models can achieve high accuracies for face recognition.

However, none of these works [1, 3, 31, 20, 21] designed a network specifically for the face recognition task, rather than adopting existing architectures designed for common computer vision tasks. With the developments in AutoML, Neural Architecture Search (NAS) has shown SOTA performances in many computer vision tasks [16]. NAS aims at automating the neural network architecture design achieving higher performances than the handcraft designed network architectures. One of the early works of NAS was introduced by Zoph *et al.* [37]. That work [37] proposed that the architecture of a neural network can be described as a variable-length string. Thus, a Recurrent neural network (RNN) can be used as a controller to generate such a string. While this method showed competitive results in comparison to SOTA models, it requires a very long search

¹<https://github.com/fdbtrs/PocketNet>

time (22,400 GPU days [37]). NASNet [38] points out that a convolutional neural network (CNN) such as ResNet [9] is a repetition of modules that consist of combinations of convolution operations. based on that, they introduced a new search space, called NASNet. NASNet proposed to learn the network building block (cell), rather than learning the whole architecture. The network architecture, in this case, is constructed by stacking these cells together. NASNet was able to reduce the search time to 2,000 GPU days, in comparison to 22,400 GPU days needed by NAS [37]. ProxylessNAS [2] directly learned the architectures for the target task. It trained an over-parameterized network by gradient optimization that contained all candidate paths and pruned redundant paths to achieve a compact architecture. The architecture search needed 200 GPU hours, which was much faster than NASNet [38]. Differentiable Architecture Search (DARTS) [16] relaxed the discrete search space in a continuous manner. DARTS proposed to use gradient optimization to optimize the architecture search space. Similar to NASNet, DARTS proposed to learn the main building block (cell) of the network architecture rather than learning the entire network architecture. DARTS search algorithm requires around 1.5 GPU days, which was orders of magnitude faster than NASNet [38]. To reduce the NAS search time, all mentioned NAS algorithms proposed to learn from a small training datasets such as CIFAR-10 [15] and then utilized the discovered architecture to train on larger datasets such as ImageNet [4].

In this work, we successfully aim at intelligently building a family of lightweight face recognition models that offer the state-of-the-art trade-off between model compactness and performance. To achieve that, we propose to use a NAS algorithm to learn a network architecture for the face recognition task. Specifically, we utilize DARTS [16] to develop a new family of compact face recognition models, namely PocketNets. Unlike previous works [1, 3, 31, 20, 21] proposed to modify the network architecture designed for common computer vision task for face recognition, we learn the architecture specifically for face recognition. We use CASIA-WebFace (500K images) [32] to learn the optimal architecture using DARTS, and then we use the discovered architecture to train a face recognition model on a large-scale face dataset, MS1M-V2 (5.8M images) [5, 7]. We additionally propose a novel training paradigm based on knowledge distillation (KD), namely multi-step KD, to improve the verification performance of the compact model. We provided two ablation studies of our proposed PocketNets. First of all, we experimentally evaluate the impact of the training dataset source on NAS and the effect of the learned architecture on face recognition performance. Second, we experimentally evaluate and analyze the competence of our proposed multi-step KD on improving face recognition performance. To ex-

perimentally demonstrate the competence of our proposed PocketNets, we report their performance on nine different benchmarks. The achieved results are also compared to the results reported in the recent SOTA compact models. In a detailed comparison, our PocketNetS-128 (0.92M parameters) and PocketNetS-256 (0.99M parameters) outperformed all models proposed in the literature that have less than 1M trainable parameters. Moreover, our PocketNetS-128 (0.92M parameters) achieved very competitive results to larger face recognition models, and even outperforming them in many cases.

2. Methodology

This section presents the architecture of our proposed PocketNets. We first present the DARTS algorithms that we used to learn the architecture of our proposed PocketNets. Then, we present our proposed multi-step knowledge distillation training paradigm.

2.1. Neural Architecture Search

Neural architecture search (NAS) automates the network design by learning the network architecture that achieves the best performance for a specific task. NAS has proved to be a robust method in discovering and optimizing neural network architecture. Previous works [2, 16] demonstrate that the discovered network architectures by NAS do outperform the handcraft-designed network architectures for different computer vision tasks. For our PocketNet, we opt to use differential architecture search (DARTS) algorithm [16] to search for two types of building blocks (cell) i.e. normal cell and reduce cell, which can be stacked to form the final architecture. Our choice for DARTS is based on: a) it achieved a competitive result to the SOTA NAS solutions on different image classification tasks [16], and b) the search time for DARTS is feasible in comparison to other search methods [37, 38] and thus, it can be adapted to a large-scale dataset. Unlike common NAS algorithms that are applied on a small image size of a small dataset, our NAS will be learned on a large-scale face image dataset with relatively high resolution. In the following, we briefly present the DARTS algorithm.

DARTS aims at learning two types of cells: normal cell and reduce cell. Each cell is a direct acyclic graph (DAG) that consist of N nodes. Each node x_i is a latent representation, where $i \in [0, N]$. The operation space O is a set of candidate operation e.g. convolutional layer, skip-connection, pooling layer etc. Each edge (i, j) between node x_i and x_j is a candidate operation $o^{(i,j)} \in O$ that applied a particular transformation on x_i . Each candidate operation o is weighted by the architecture parameter $a(i, j)$. An intermediate node x_j is calculated as $x_j = \sum_{i < j, i \in [0, N]} o^{(i,j)}(x_i)$. Each cell (DAG) has two input nodes and a single output node. The two input nodes are the output of the previous two cells of the network. The out-

put of the last node x_{N-1} i.e. the cell output, is a concatenation of all nodes in the DAG excluding the input nodes. The candidate operation applied to $x^{(i)}$ is represented as a function $o(\cdot)$. The choice of a candidate operation is formulated by applying a Softmax function over the weights of all possible operations O :

$$\bar{o}^{(i,j)}(x) = \sum_{o \in O} \frac{\exp(\alpha_o^{(i,j)})}{\sum_{o' \in O} \exp(\alpha_{o'}^{(i,j)})} o(x), \quad (1)$$

where $\alpha_o^{(i,j)}$ is a network architecture weight parameter of a candidate operation o . Therefore, the architecture search is now a task of learning a set of parameters $\alpha = \{\alpha^{(i,j)}\}$. The learning procedure of DARTS is based on jointly learning the network architecture represented by α and the network weights w . Given L_{train} and L_{val} as the train and validation loss, respectively. The learning objective of DARTS is to find the optimal architecture represented by α^* that minimizes the validation loss $L_{val}(w^*, \alpha^*)$ with $w^* = \arg \min_w L_{train}(w, \alpha^*)$ as the best network weights on the training set. The architecture parameters are learned using a bi-level optimization problem with α as the upper-level and w the lower level variable:

$$\begin{aligned} & \min_{\alpha} L_{val}(w^*(\alpha), \alpha) \\ & s.t. w^*(\alpha) = \arg \min_w L_{train}(w, \alpha). \end{aligned} \quad (2)$$

The final discrete architecture is derived by setting $o^{(i,j)} = \text{argmax}_{o \in O} \alpha_o^{(i,j)}$. Given input of the shape $w \times h \times c$, the output of reduction cell is $w/2 \times h/2 \times 2c$ and the output of normal cell is $w \times h \times c$. The first two nodes of cell k represent the output of the two previous cells $k-1$ and $k-2$. For more technical details about DARTS, we refer to the original work [16].

Search space: PocketNet search space includes the following operations: 1) 3×3 , 5×5 , 7×7 DWConvs, which are depthwise separable convolutions [11] with kernel size of $\{3 \times 3, 5 \times 5, 7 \times 7\}$, padding of $\{1, 2, 3\}$ to preserve the spatial resolution, and they have a stride of one (if applicable), 2) 1×1 Conv, a convolution layer with kernel size of 1×1 and zero padding, 3) max pooling layer with kernel size of 3×3 , 4) average pooling layer with a kernel size of 3×3 , 5) identity, and 6) zero. A zero operation indicates that there is no connection between nodes. The max and average pooling layers are followed by batch normalization (BN) [13]. We use Parametric Rectified Linear Unit (PReLU) [8] as the non-linearity in all convolutional operation. The $k \times K$ depthwise separable convolutions [11] (DWConv) operation consists of a Depthwise convolutional layer with $k \times k$ kernel and a group equal to the input channel followed by a Pointwise convolutional layer with 1×1 kernel and zero padding layers followed by BN.

Operation	Output size	R	Param.
Conv2d(k=3,s=2,p=1),BN	[64 x 56 x 56]	1	1856
Normal-Cell 1-6	[64 x 56 x 56]	6	33,792
Reduction-Cell 1	[128 x 28 x 28]	1	10,688
Normal-Cell 7-11	[128 x 28 x 28]	5	92608
Reduction-Cell 2	[256 x 14 x 14]	1	35,712
Normal-Cell 12-15	[256 x 14 x 14]	4	60493,824
Reduction-Cell 3	[512 x 7 x 7]	1	128,768
PReLU, Conv2d(k=1), BN, PReLU	[512 x 7 x 7]	1	264192
Conv2d(k=7,g=512), BN	[512 x 1 x 1]	1	26112
Conv2d(k=1), BN	[128 x 1 x 1]	1	65792

Table 1: Architecture of PocketNetS-128. Normal and reduction cells are the cells learned by DARTS on CASIA-WebFace. The table shows the number of parameters for each operation. If the operation contains a set of sub-operations (e.g. Conv2d, BN), the number of parameters is presented as the sum of parameters for all these sub-operations and multiplied by R. Column R indicates how many times the operation is repeated. The k of the convolution layer (Conv2d) refers to the kernel size, s is the stride, p is the padding, and g is the group parameter.

PocketNet architecture: We followed [16] by setting the number of nodes in all cells to $N = 7$. We apply fast down-sampling in the beginning of the network using 3×3 convolution (stride=2) followed by BN [13]. To obtain the feature embedding of the input face image, we use global depth-wise convolution rather than using average pooling or fully connected layer directly before the classification layer. Our choice of using the global depth-wise convolution for the embedding stage is based on: a) it contains fewer parameters than a fully connected layer, b) convolutional neural network (CNN) with global depth-wise convolution is more accurate than the one with average pooling for the face recognition task, as reported in previous works [3, 1]. The rest of the network architecture is constructed by stacking M normal cells and 3 reduction cells at 1/3 and 2/3 of the network depth and after the last normal cell. We trained the NAS to optimize α_{normal} and $\alpha_{reduction}$ used to construct the normal and reduction cells, respectively.

We trained the search algorithm to learn from the CASIA-WebFace dataset [32]. Training details are presented later in Section 3.1. The best discovered normal and reduction cells by DARTS are shown in Figures 1a and 1b, respectively. In this work, we present four architectures based on the learned cells: PocketNetS-128, PocketNetS-256, PocketNetM-128, and PocketNetM-256. The architecture of PocketNetS-128 and PocketNetS-256 (PocketNet small) are identical. Each of them contains 18 cells i.e 15 normal cells and 3 reduction cells. The number of feature maps (out channel) of the first layer is 64. The only difference is the embedding size, where the embedding in PocketNetS-128 is of size 128-D and in PocketNetS-256 is of size 256-D. Table 1 presents the overall architecture of PocketNetS-128. PocketNetS-128 contains in total 925,632 trainable parameters and setting the embed-

Operation	Output size	R	Param
Conv2d(k=3,s=2,p=1),BN	[128 x 56 x 56]	1	3712
Normal-Cell1-6	[128 x 56 x 56]	3	56832
Reduction-Cell 1	[256 x 28 x 28]	1	35,712
Normal-Cell 7-11	[256 x 28 x 28]	2	128896
Reduction-Cell 2	[512 x 14 x 14]	1	128,768
Normal-Cell 12-15	[512 x 14 x 14]	1	227,072
Reduction-Cell 3	[1024 x 7 x 7]	1	486,912
PReLU, Conv2d(k=1), BN, PReLU	[512 x 7 x 7]	1	526848
Conv2d(k=7,g=512), BN	[512 x 1 x 1]	1	26112
Conv2d(k=1), BN	[128 x 1 x 1]	1	65792

Table 2: Architecture of PocketNetM-128. Normal and reduction cells are the cells learned by DARTS on CASIA-WebFace. The table shows the number of parameters for each operation. If the operation contains a set of sub-operations (e.g. Conv2d, BN), the number of parameters is presented as the sum of parameters for all these sub-operations and multiplied by R. Column R indicates how many times the operation is repeated. The k of the convolution layer (Conv2d) refers to the kernel size, s is the stride, p is the padding, and g is the group parameter.

ding size to 256 increases the number of parameters in PocketNetS-256 to 991,424. All networks use floating-point 32 and the required memory footprints are 3.7 and 3.9 MB by PocketNetS-128 and PocketNetS-256, respectively. The main motivation for using different embedding sizes is to evaluate the effect of embedding size on the network performance and memory footprint. We also investigate a wider architecture of PocketNet by doubling the number of feature maps of the network and reducing the number of cells from 18 to 9. This result in two networks: PocketNetM-128 and PocketNetM-256 (PocketNet medium) with embedding size of 128-D and 256-D, respectively. The architecture of PocketNetM-128 is presented in Table 2. PocketNetM-128 contains 1,686,656 parameters and PocketNetM-256 contains 1,752,448 parameters.

2.2. Loss Function

Training loss function plays a major role in learning discriminative feature representation for the face recognition task. Margin-Based Softmax loss has been widely deployed in recent face recognition solutions. It achieved SOTA accuracy on major benchmarks [5, 21]. In this work, we utilize the ArcFace loss [5] to train our PocketNets. ArcFace loss extends over the softmax loss by manipulating the decision boundary between the classes by deploying an additive angular margin penalty on the angle between the weights of the last fully connected layer and the feature representation. Formally, ArcFace loss is defined as follow:

$$L_{Arc} = \frac{1}{M} \sum_{i \in M} -\log \frac{e^{s(\cos(\theta_{y_i} + m))}}{e^{s(\cos(\theta_{y_i} + m))} + \sum_{j=1, j \neq y_i} e^{s(\cos(\theta_{y_j}))}}, \quad (3)$$

where θ_{y_i} is the angle between the feature f_i and i -th class center, $y_i \in [1, C]$ (C is the number of classes), M is batch size, m is the margin penalty value and s is scale parameter.

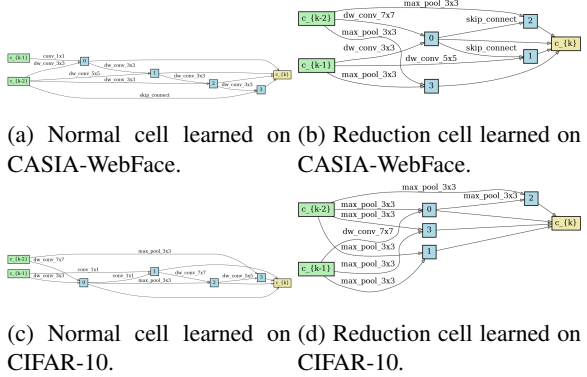


Figure 1: Normal and reduction cells learned by DARTS on CASIA-WebFace and CIFAR-10 datasets.

Knowledge distillation (KD): KD is a technique to improve the performance and generalizability of smaller models by transferring the knowledge learned by a cumbersome model (teacher) to a single small model (student). The idea is to guide the student model to learn the relationship between different classes discovered by the teacher model that contains more information beyond the ground truth labels [10]. The KD is originally proposed to improve the performance of a small backbone trained with SoftMax loss for a classification task. However, the learning objective of the face recognition model is to optimize feature representations needed for face recognition and verification. In this work, we proposed to train our PocketNet model to learn feature representations that are similar to the ones learned by the teacher model. We achieve that by introducing an additional loss function (Mean squared error (MSE)) to ArcFace loss operated on the embedding layer. Formally, the l_{mse} loss is defined as follows:

$$l_{mse} = \frac{1}{M} \sum_{i \in M} 1 - \frac{1}{n} \sum_{i=1}^D \left(\Phi_t^S(x)_i - \Phi_t^T(x)_i \right)^2, \quad (4)$$

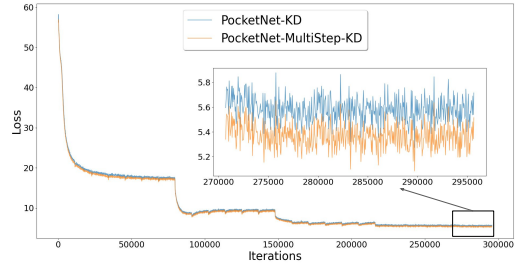
where Φ_t^S and Φ_t^T are the feature representations obtained from the last fully connected layer of student and teacher models, respectively, and D is the size of the feature representation. The final training loss function is defined as follow:

$$l_{mse} = l_{Arc} + \lambda l_{mse}, \quad (5)$$

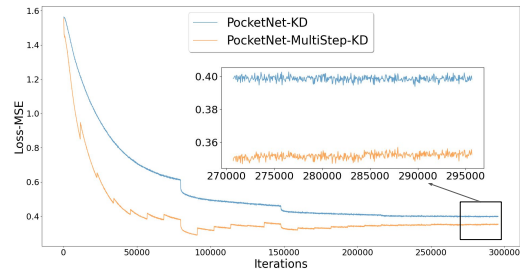
where λ is a weight parameter. The feature representations learned by the ArcFace loss are normalized. Thus, the value range of l_{mse} is much small i.e. ≤ 0.007 . This value is very small in comparison to the ArcFace loss value (around 60 at the beginning of the training phase.) We set the λ value to 100. Thus, the l_{mse} contributes to the model training.

Multi-Step Knowledge Distillation: Previous works [23, 31] observed that transforming the knowledge from a very deep teacher model to a small student model is difficult when the gap in terms of network size between the teacher and the student model is large. Mirzadeh *et al.* [23] proposed to use a student assistant model that is smaller than the teacher model but larger than the student one. In the student assistant training paradigm, [23], the knowledge is transferred first to the student assistant, and then the student assistant is used to guide the student model. Yan *et al.* [31] proposed a recursive knowledge distillation which trains first the student with KD from the teacher and then uses this student model to initialize the weights of a new instance of student and trains it with KD from the teacher model. These methods are computationally expensive during the training phase. The student-assistant training paradigm requires training additional student assistance (or multi-student assistance). Recursive knowledge distillation requires retraining the student model multiple times. The authors [31] repeated the training twice and claimed that more recursive training could lead to better performance.

In this work, we present a novel concept by relax this difficulty of a substantial discrepancy between teacher model and student by synchronizing the student and the teacher model during the training. Unlike previous works [10, 31, 23] that utilized pretrained and a fully converged teacher model to transfer its knowledge to student one, we propose in this work to transfer the knowledge learned by a teacher model after each x number of iterations. The key idea is that the information learned by a teacher at different steps of the training phase is different from the one learned when the teacher is fully converged. Thus, transferring the knowledge learned by a teacher at an early stage of training is easier for a student to learn. When the student is converged to some degree it can learn more complex patterns from the teacher. To achieve that we first train the teacher for I iterations. This teacher model is noted as $T1$. Then, we train the student model for the same number of iteration I with the assistance of the teacher $T1$. In this case, Φ^T (Equation 4) is $T1$ obtained after the first I iterations. We choose to train the teacher for one epoch each time. This will give the teacher a chance to learn from the whole training dataset. We repeated these two steps until the teacher and student models are converged. We called this training paradigm Multi-Step Knowledge Distillation (Multi-Step KD). To simplify the implementation, we train first the teacher model until it is converged and save the model weights after each epoch. Then, we train the student model with the assistance of the teacher models. During the student training, we load the teacher weights that correspond to the same training epoch.



(a) ArcFace loss value of the model trained with KD vs. the model trained with multi-step KD over training iterations.



(b) KD loss vs. multi-step KD loss values over training iterations.

Figure 2: Effect of multi-step KD on the student model convergence. It can be noticed that multi-step KD enables the model trained with ArcFace and multi-step KD losses to achieve better convergence in comparison to the case where the model is trained with ArcFace and KD losses (Figure 2a). Also, it can be observed that training with multi-step KD guides the model to learn feature representations that are more similar (in comparison to KD) to the teacher ones (Figure 2b). These figures are based on training the PocketNetS-128 network.

3. Experimental Setups

3.1. Neural Architecture Search

We train the DARTS to learn the normal and reduction cells on the CASIA-Webface dataset [32]. CASIA-Webface consists of 494,141 face images from 10,757 different identities. We split the dataset equally into two parts used for training and validation. The images are pre-aligned and cropped to 120×120 for the training subset and to 112×112 for the validation subset using the Multi-task Cascaded Convolutional Networks (MTCNN) solution [33]. During the training phase, the training images are randomly cropped to have a fixed size of 112×112 and then randomly horizontally flipped to make the search more robust. All the training and validation images are normalized to have pixel values between -1 and 1. We followed DARTS training setup [16] by using Stochastic Gradient Descent with the momentum of 0.9 and weight decay of $3e - 4$ to optimize

the DARTS weight w . We utilize a cosine annealing strategy [18] to decrease the learning rate after each epoch with a minimum learning rate of 0.004. We set the batch size to 128 and the initial learning rate to 0.1. For α optimization, we use similar setup to DARTS [16] by using Adam optimizer with momentum $\beta = (0.5, 0.999)$ and weight decay of $1e - 3$. We set the initial learning rate for Adam optimizer to 0.0012. The initial channel size is set to 64 and the number of nodes in each cell is set to 8. We use a batch size of 128 and train DARTS for 50 epochs. These configurations are chosen to enable DARTS training on available GPUs. All training codes are implemented in Pytorch [26] and trained on 6 NVIDIA GeForce RTX 2080 Ti (11GB) GPUs. The training lasted 2274 hours. We also conducted an additional experiment on CIFAR-10 [15] as an ablation study for this work. The CIFAR-10 is a commonly used dataset for object detection and image classification tasks. The dataset consists of 60000 images of 10 classes. The images has a size of 32×32 . We split CIFAR-10 equally into two parts: training and validation subsets. We run the DARTS search using the exact configurations described previously in this section to learn on the CIFAR-10 dataset. The training lasted around 30 hours on 6 NVIDIA GeForce RTX 2080 Ti (11GB) GPUs.

3.2. Face Recognition model Experimental Setup

Using the normal and reduction cells learned by DARTS on CASIA-WebFace [32], we trained three instances of PocketNetS-128. The first instance (noted as PocketNetS-128 (no KD)) is trained with ArcFace loss described in Section 2.2. The second instance (noted as PocketNetS-128 (KD)) is trained with ArcFace loss with KD. The third instance is trained with ArcFace loss along with our proposed multi-step KD (noted as PocketNetS-128 (multi-step KD)). These three instances are used as an ablation study to our proposed multi-step knowledge distillation. Using the normal and reduction cells learned on CIFAR-10, we train another model based on these cells, noted as DartFaceNet-128 (no KD). This training is used as an ablation study to analyze the effect of training dataset sources on the neural architecture search algorithm. Also, we trained four instance of PocketNets: PocketNetS-128, PocketNetS-256, PocketNetM-128, and PocketNetM-256 to compare our proposed PocketNets with the recent compact face recognition models proposed in the literature. All these models are trained with ArcFace loss along with our proposed multi-step knowledge distillation. To enable KD multi-step solutions, we trained two instances of the ResNet-100 model with embedding sizes of $128 - D$ and $256 - D$. The ResNet-100(128) is used as teacher for PocketNetS-128 and PocketNetM-128, while ResNet-100(256) is used as teacher for PocketNetS-256 and PocketNetM-256.

We use the MS1MV2 dataset [5] to train the investigated

face recognition models in this work. The MS1MV2 is a refined version [5] of the MS-Celeb-1M [7] containing 5.8M images of 85K identities. We follow the common setting [5] to set the scale parameter s to 64 and margin value of ArcFace loss to 0.5. We set the mini-batch size to 512 and train our models on single Linux machine (Ubuntu 20.04.2 LTS) with Intel(R) Xeon(R) Gold 5218 CPU 2.30GHz, 512 G RAM, and 4 Nvidia GeForce RTX 6000 GPUs. The proposed models in this paper are implemented using Pytorch [26]. All face recognition models are trained with Stochastic Gradient Descent (SGD) optimizer with an initial learning rate of $1e-1$. We set the momentum to 0.9 and the weight decay to $5e-4$. The learning rate is divided by 10 at 80k, 140k, 210k, and 280k training iterations. The total number of training iteration is 295K. During the training, we use random horizontal flipping with a probability of 0.5 for data augmentation. The networks are trained (and evaluated) on images of the size $112 \times 112 \times 3$ to produce $128 - d$ feature embeddings in DartFaceNetS-128, PocketNetS-128 and PocketNetM-128 and $256 - d$ feature embeddings in PocketNetS-256 and PocketNetM-256. These images are aligned and cropped using the Multi-task Cascaded Convolutional Networks (MTCNN) solution [33]. All the training and testing images are normalized to have pixel values between -1 and 1.

3.3. Evaluation benchmarks and metrics

LFW [12] is an unconstrained face verification benchmark and contains 13,233 images of 5749 identities. The result on LFW is reported as verification accuracy (as defined in [12]) following the "unrestricted with labeled outside data" protocol using the standard 6000 comparison pairs defined in [12]. Cross-age LFW (CA-LFW) [36] and Cross-Pose LFW (CP-LFW) benchmark [35] are based on LFW with a focus on on comparison pairs with age gap and pose variation, respectively. Celebrities in Frontal-Profile in the Wild (CFP-FP) [28] benchmark addresses the comparison between frontal and profile faces. CFP-FP evaluation contains 3500 genuine pairs and 3500 imposter pairs. AgeDB [24] is an in-the-wild dataset for age-invariant face verification evaluation, containing 16,488 images of 568 identities. We report the performance as verification accuracy for AgeDB-30 (30 years age gap) as it is the most reported and challenging subset of AgeDB. We followed the evaluation protocol provided by AgeDB [24]. The evaluation protocol of CA-LFW [36], CP-LFW [35], AgeDB [24] and CFP-FP [28], reports the face recognition performance as verification accuracy, such as the LFW [12] benchmark.

The IARPA Janus Benchmark-B (IJB-B) dataset contains 21,798 still images and 55,026 frames from 7,011 videos of 1,845 identities [30]. We follow the standard evaluation protocol with 10,270 genuine and 8M impostor comparisons [30]. The IARPA Janus Benchmark-C (IJB-C)

Model	Params.(M)	MFLOPs	LFW (%)	CA-LFW (%)	CP-LFW (%)	CFP-FP (%)	AgeDB-30 (%)	IJB-B (%)	IJB-C (%)	MegaFace		MegaFace(R)	
										Rank-1 (%)	Ver. (%)	Rank-1 (%)	Ver. (%)
VarGFaceNet [31, 21]	5.0	1022	99.85	95.15	88.55	98.50	98.15	92.9	94.7	78.2	93.9	94.9	95.6
ShuffleFaceNet 2x [20]	4.5	1050	99.62	-	-	97.56	97.28	-	-	-	-	-	-
MixFaceNet-M [1]	3.95	626.1	99.68	-	-	-	97.05	91.55	93.42	78.20	94.26	94.95	95.83
ShuffleMixFaceNet-M [1]	3.95	626.1	99.60	-	-	-	96.98	91.47	91.47	78.13	94.24	94.64	95.22
MobileFaceNetV1 [21]	3.4	1100	99.4	94.47	87.17	95.8	96.4	92.0	93.9	76.0	91.3	91.7	93.0
ProxylessFaceNAS [21]	3.2	900	99.2	92.55	84.17	94.7	94.4	87.1	89.7	69.7	82.8	82.1	84.8
MixFaceNet-S [1]	3.07	451.7	99.6	-	-	-	96.63	90.17	92.30	76.49	92.23	92.67	93.79
ShuffleMixFaceNet-S [1]	3.07	451.7	99.58	-	-	-	97.05	90.94	93.08	77.41	93.60	94.07	95.19
ShuffleFaceNet 1.5x [20, 21]	2.6	577.5	99.7	95.05	88.50	96.9	97.3	92.3	94.3	77.4	93.0	94.1	94.6
MobileFaceNet [21]	2.0	933	99.7	95.2	89.22	96.9	97.6	92.8	94.7	79.3	95.2	95.8	96.8
PocketNetM-256 (Ours)	1.75	1099.15	99.58	95.63	90.03	95.66	97.17	90.74	92.70	78.23	92.75	94.13	94.40
PocketNetM-128 (Ours)	1.68	1099.02	99.65	95.67	90.00	95.07	96.78	90.63	92.63	76.49	92.45	92.77	94.17
Distill-DSE-LSE [17]	1.35	-	99.67	95.63	89.68	94.19	96.83	-	-	-	-	-	-
MixFaceNet-XS [1]	1.04	161.9	99.60	-	-	-	95.85	88.48	90.73	74.18	89.40	89.35	91.04
ShuffleMixFaceNet-XS [1]	1.04	161.9	99.53	-	-	-	95.62	87.86	90.43	73.85	89.24	88.823	91.03
MobileFaceNets [3]	0.99	439.8	99.55	-	-	-	96.07	-	-	-	90.16	-	92.59
PocketNetS-256 (Ours)	0.99	587.24	99.66	95.50	88.93	93.34	96.35	89.31	91.33	76.53	91.77	92.29	93.5
PocketNetS-128 (Ours)	0.92	587.11	99.58	95.48	89.63	94.21	96.10	89.44	91.62	75.81	90.54	91.22	92.23
ShuffleFaceNet 0.5x [20]	0.5	66.9	99.23	-	-	92.59	93.22	-	-	-	-	-	-

Table 3: The achieved results on considered evaluation benchmarks. The results are reported based on the evaluation metric described in Section 3.3. The models are ordered based on the number of parameters. Our PoCKETNetS-128 and PoCKETNetS-256 consistently extend the SOTA performance on all evaluation benchmarks for the models that have less than 1M parameters. Our PoCKETNetM-128 and PoCKETNetM-256 also achieved SOTA performance for models that have less than 2M parameters. Additionally, they achieved very competitive results to larger models that have between 2 and 5M parameters. All decimal points are provided as reported in the respective works.

dataset extends on the IJB-B by additional identities [22], to the total of 31,334 still images and 117,542 frames of 11,779 videos of 3531 identities. The IJB-C verification protocol results in 19,557 genuine and 15,638,932 impostor comparisons. The performance on IJB-C and IJB-B is reported (as defined in [30]) as true acceptance rates (TAR) at false acceptance rates (FAR) of $1e-4$. The MegaFace benchmark [14] includes a gallery of 1m Flickr images (of 690K identities) and a probe of FaceScrub [25] images (100K images of 530 identities). The MegaFace benchmark reports the face recognition performance as Rank-1 correct identification rate and as TAR at FAR= $1e-6$ verification accuracy. The MegaFace (R) [5] benchmark is a refined version of MegaFace (refined in [5]) and reports the same evaluation metrics as MegaFace.

4. Results

Table 3 presents the achieved results by our PocketNets on all evaluation benchmarks. It also presents a comparison between our proposed PocketNets and the recent compact models proposed in the literature. The presented models are ordered based on the number of parameters (compactness). The first part of Table 3 presents the achieved result by the models that have between 2 and 5M of trainable parameters. The second part of Table 3 presents the achieved results by the models that have less than 2M of trainable parameters. The third part of Table 3 presents the achieved results by the models that have less than 1M of trainable parameters.

Our PocketNetS-128 (0.92M parameters) and PocketNetS-256 (0.99M parameters) outperformed all models that have less than 1M parameters. With 10% less parameter than MobileFaceNets, PocketNetS-128 outper-

formed MobileFaceNets on all considered benchmarks. Also, PocketNetS-128 and PocketNets-256 achieved competitive results to other deeper models that contain 4 or 5 times more parameters than PocketNets. For example, PocketNetS-128 outperformed VarGFaceNet (5M parameters) on the challenging CA-LFW and CP-LFW benchmarks where the achieved accuracies by PocketNetS-128 are 95.48% on CA-LFW and 89.63% on CP-LFW in comparison to 95.15% on CA-LFW and 88.55% CP-LFW achieved by VarGFaceNet [31].

Our PocketNetM-128 (1.68M parameters) and PocketNetM-256 (1.75M parameters) outperformed all models proposed in the literature that have less than 2M parameters. They also achieved competitive results to the models that have between 2 and 5M parameters, even outperforming them in many cases. For example, our PocketNetM-128 achieved SOTA accuracies on the challenging CA-LFW and CP-LFW among all models that have less than 5M of trainable parameters. On large-scale evaluation benchmarks, IJB-B and IJB-C, our PocketNetM achieved competitive performance to the larger models. For example, on IJB-C, our PocketNetM-128 (1.68M parameters) achieved verification performance of 92.63% TAR at FAR $1e-6$ and the best verification performance is 94.7% achieved by MobileFaceNet [21] (2M parameters) and VarGFaceNet [31]. On MegaFace and the refined version of MegaFace, our PocketNetM outperformed all the models than have less than 2M of trainable parameters and they achieved a competitive results in term of identification and verification accuracies to the models that have between 2 and 5M parameters. For example, our PocketNetM-258 (1.75M parameters) outperformed

Model	Param. (M)	MFLOPs	LFW (%)	CA-LFW (%)	CP-LFW (%)	CFP-FP (%)	AgeDB-30 (%)	IJB-B (%)	IJB-C (%)	MegaFace		MegaFace (R)	
										Rank-1(%)	Ver.(%)	Rank-1(%)	Ver.(%)
ResNet100-128 - Teacher	55.52	24192.51	99.83	96.16	93.1	98.64	98.3	94.72	96.08	80.55	97.13	98.36	98.66
DartFaceNetS-128 (no KD)	0.89	620.9	99.26	94.98	88.5	93.18	95.23	87.89	90.5	73.44	87.65	87.99	89.42
PocketNetS-128 (no KD)	0.925	587.11	99.5	95.01	88.93	93.78	95.88	88.29	90.79	74.42	88.99	89.46	90.67
PocketNetS-128 - KD	0.925	587.11	99.55	95.15	89.13	93.82	96.50	89.23	91.47	75.22	90.21	90.72	92.04
PocketNetS-128 - multi-step KD	0.925	587.11	99.58	95.48	89.63	94.21	96.10	89.44	91.62	75.81	90.54	91.22	92.23

Table 4: Comparative evaluation results of ResNet100-128, DartFaceNetS-128 (no KD), PocketNetS-128 (no KD), PocketNetS-128 KD, and PocketNetS-128 multi-step KD on different evaluation benchmarks. The results are reported based on the evaluation metric described in Section 3.3. ResNet100-128, DartFaceNetS-128 (no KD) and PocketNetS-128 (no KD) are trained with ArcFace loss. PocketNetS-128 KD is trained with ArcFace loss with KD from teacher model (ResNet100-128). PocketNetS-128 multi-step KD is trained with ArcFace loss with multi-step KD from teacher model (ResNet100-128).

MixFaceNet-S [1] (3.07M parameters), ProxylessFaceNAS [21] (3.2M parameters) and MobileFaceNetV1 [21] (3.4M parameters) on MegaFace and MegaFace (R).

To visually illustrate the competence of our PocketNet, we plot the number of parameters vs. the achieved verification performance of our PocketNet and the recent compact models proposed in the literature (all numbers provided in Table 3). Figure 3 presents a trade-off between the number of parameters and the achieved verification performance. Each of the presented solutions is marked with a point(x,y) in the plot, where x is the number of parameters and y is the achieved verification performance. The model that tends to be placed on the top-left corner (small x and large y) of the plot has the best trade-off between the model compactness and the achieved verification performance. It can be observed that our PocketNets achieved the highest verification performances on all evaluation benchmarks when considering the trade-off with the model compactness (See Figure 3).

All the reported PocketNets in this section are trained with our proposed multi-step KD.

5. Ablation Study

This section presents two ablation studies of our proposed PocketNets. We present first the impact of the training dataset source on NAS and the effect of the learned architecture on face recognition performance. Then, we present the competence of our proposed multi-step KD on improving face recognition performance.

Ablation Study on NAS training dataset source: We trained two different instances of DARTS search algorithm to learn from CASIA-WebFace (face images) and CIFAR-10 (general images of animals, cars, etc.), respectively. Figure 1 presents the normal and reduction cells learned on CASIA-WebFace and CIFAR-10. We utilize the cells learned on CASIA-WebFace to build our PocketNetS-128 (no KD) and the ones learned on CIFAR-10 to build DartFaceNetS-129 (no KD). These networks share the same structure including the embedding stage and the number of cells. These networks are trained using the exact training setup described in Section 3.2. DartFaceNetS-128 (no KD) contains 885,184 parameters with 620,928 MFLOPs. PocketNetS-128 (no KD) contains 925,632 parameters with

587.11 MFLOPs. Table 4 presents the achieved performance by PocketNetS-128 (no KD) and DartFaceNetS-128 (no KD) on nine different benchmarks. It can be clearly noticed that PocketNetS-128 (no KD) outperformed DartFaceNetS-128 (no KD) with an obvious margin on all considered benchmarks. This demonstrates that utilizing neural network architecture designed for common computer vision tasks leads to sub-optimal performance when it is trained for the face recognition task. It also supports our choice for training NAS to learn from a face image dataset.

Ablation Study on Multi-Step Knowledge Distillation:

Introducing KD to the PocketNet training phase improved its achieved verification performances on all evaluation benchmarks. This observation can be clearly seen on Table 4 by comparing the achieved verification performances of PocketNetS-128 (no KD) and PocketNetS-128 (KD). PocketNetS-128 (no KD) is trained only with ArcFace loss. PocketNetS-128 (KD) is trained with ArcFace along with KD from the ResNet-100 model. When PocketNetS-128 (KD) is trained with ArcFace along with our multi-step KD, the achieved verification performance improved in eight out of nine different benchmarks in comparison to the case where PocketNetS-128 (KD) is trained with ArcFace along with KD (Table 4). We also investigated the competence of our proposed multi-step on improving the model convergence. Figure 2a presents a comparison between ArcFace loss values of PocketNetS-128 (KD) and PocketNetS-128 (multi-step KD). It can be noticed that multi-step KD improved the model convergence. Also, our multi-step KD enhanced the similarity between the feature representation of the teacher model and the student model. This observation is clearly seen in Figure 2b where the MSE values of PocketNetS-128 (multi-step KD) is smaller than the one of PocketNetS-128 (KD).

6. Conclusion

We present in this paper a family of extremely lightweight face recognition models, namely PocketNets. This is one of the first efforts proposing to utilize NAS to learn to design a compact yet accurate face recognition model. We also presented a novel training paradigm based on knowledge distillation, namely multi-step KD. The pro-

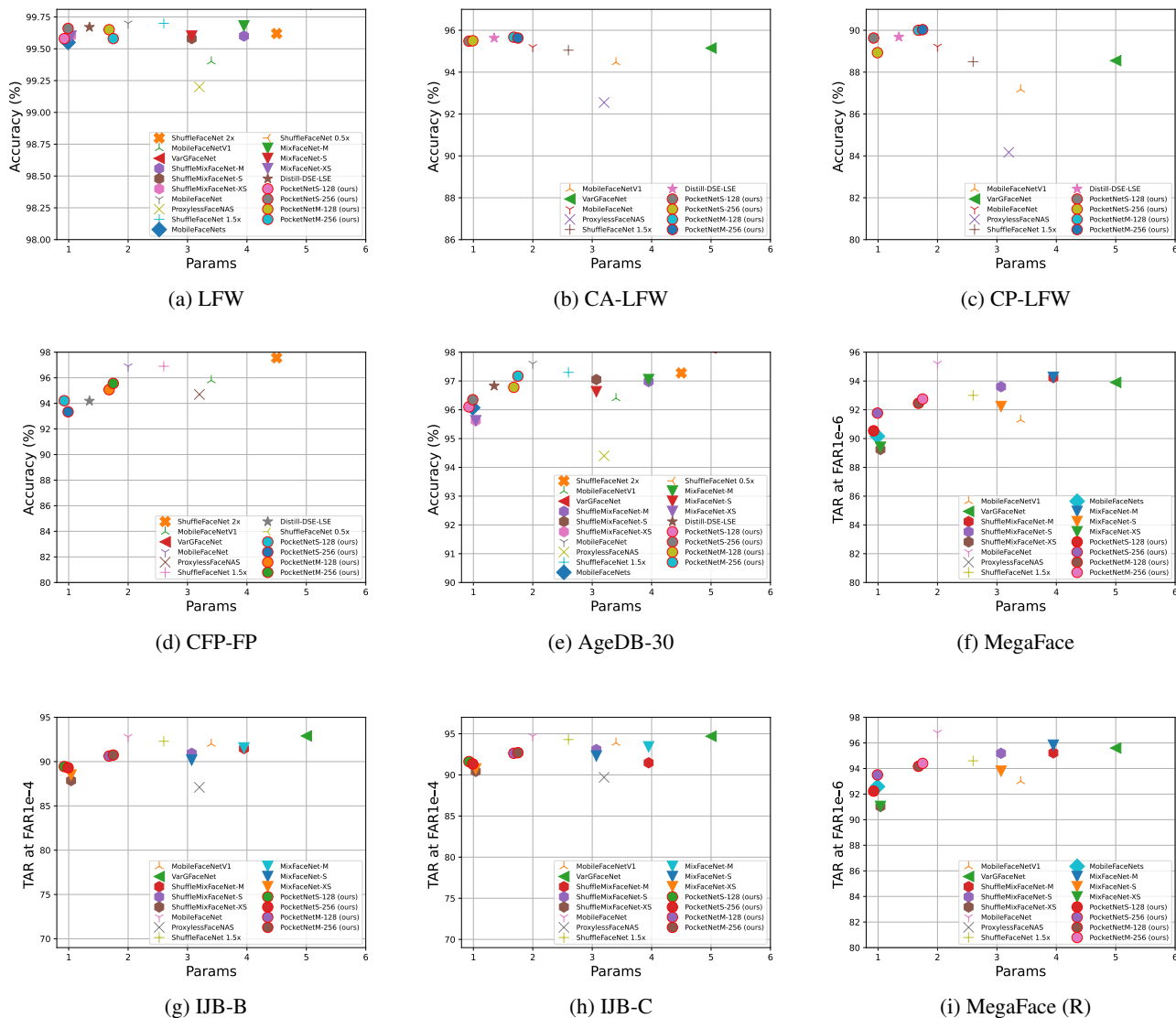


Figure 3: Number of parameters vs. performance on LFW (accuracy), CA-LFW (accuracy), CP-LFW (accuracy), CFP-FP (accuracy), AgeDB-30 (accuracy), MegaFace (TAR at FAR1e-6), IJB-B (TAR at FAR1e-4), IJB-C (TAR at FAR1e-4) and MegaFace (R), (TAR at FAR1e-6). Our PocketNets are marked with circle marker and red edge color.

posed method aims at enhancing the verification performance student model, especially when the knowledge is transferred from very deep teacher model. Through extensive experimental evaluations on nine benchmarks, we demonstrated the high verification performance achieved by our compact PocketNet models and our proposed multi-step KD. Under the same level of model compactness, our PocketNets consistently outperformed all compact models proposed in the literature. We showed, in a step-wise ablation study, the benefits of performing NAS on face data, in addition to the benefits of our proposed multi-step KD.

References

- [1] Fadi Boutros, Naser Damer, Meiling Fang, Florian Kirchbuchner, and Arjan Kuijper. Mixfacenet: Extremely efficient face recognition networks. In *IJCB*, pages 1–8. IEEE, 2021.
- [2] Han Cai, Ligeng Zhu, and Song Han. Proxyllessnas: Direct neural architecture search on target task and hardware. In *7th International Conference on Learning Representations, ICLR 2019, New Orleans, LA, USA, May 6-9, 2019*. OpenReview.net, 2019.
- [3] Sheng Chen, Yang Liu, Xiang Gao, and Zhen Han. Mobilefacenets: Efficient cnns for accurate real-time face verification on mobile devices. In *CCBR 2018, Urumqi, China*,

- August 11-12, 2018, *Proceedings*, volume 10996 of *Lecture Notes in Computer Science*, pages 428–438. Springer, 2018.
- [4] Jia Deng, Wei Dong, Richard Socher, Li-Jia Li, Kai Li, and Fei-Fei Li. Imagenet: A large-scale hierarchical image database. In *CVPR*, pages 248–255. IEEE Computer Society, 2009.
- [5] Jiankang Deng, Jia Guo, Niannan Xue, and Stefanos Zafeiriou. Arcface: Additive angular margin loss for deep face recognition. In *Proceedings of the IEEE Conference on Computer Vision and Pattern Recognition*, pages 4690–4699, 2019.
- [6] Jiankang Deng, Jia Guo, Debing Zhang, Yafeng Deng, Xiangju Lu, and Song Shi. Lightweight face recognition challenge. In *2019 IEEE/CVF ICCV, ICCV Workshops 2019, Seoul, Korea (South), October 27-28, 2019*, pages 2638–2646. IEEE, 2019.
- [7] Yandong Guo, Lei Zhang, Yuxiao Hu, Xiaodong He, and Jianfeng Gao. Ms-celeb-1m: A dataset and benchmark for large-scale face recognition. In *ECCV 2016, Amsterdam, The Netherlands, October 11-14, 2016, Proceedings, Part III*, Lecture Notes in Computer Science, pages 87–102. Springer, 2016.
- [8] Kaiming He, Xiangyu Zhang, Shaoqing Ren, and Jian Sun. Delving deep into rectifiers: Surpassing human-level performance on imagenet classification. In *2015 IEEE ICCV, ICCV 2015, Santiago, Chile, December 7-13, 2015*, pages 1026–1034. IEEE Computer Society, 2015.
- [9] Kaiming He, Xiangyu Zhang, Shaoqing Ren, and Jian Sun. Deep residual learning for image recognition. In *2016 IEEE Conference on Computer Vision and Pattern Recognition, CVPR 2016, Las Vegas, NV, USA, June 27-30, 2016*, pages 770–778. IEEE Computer Society, 2016.
- [10] Geoffrey E. Hinton, Oriol Vinyals, and Jeffrey Dean. Distilling the knowledge in a neural network. *CoRR*, abs/1503.02531, 2015.
- [11] Andrew G. Howard, Menglong Zhu, Bo Chen, Dmitry Kalenichenko, Weijun Wang, Tobias Weyand, Marco Andreetto, and Hartwig Adam. Mobilenets: Efficient convolutional neural networks for mobile vision applications. *CoRR*, abs/1704.04861, 2017.
- [12] Gary B. Huang, Manu Ramesh, Tamara Berg, and Erik Learned-Miller. Labeled faces in the wild: A database for studying face recognition in unconstrained environments. Technical Report 07-49, Uni. of Massachusetts, Amherst, October 2007.
- [13] Sergey Ioffe and Christian Szegedy. Batch normalization: Accelerating deep network training by reducing internal covariate shift. In *ICML*, volume 37 of *JMLR Workshop and Conference Proceedings*, pages 448–456. JMLR.org, 2015.
- [14] Ira Kemelmacher-Shlizerman, Steven M. Seitz, Daniel Miller, and Evan Brossard. The megaface benchmark: 1 million faces for recognition at scale. In *2016 IEEE CVPR, CVPR 2016, Las Vegas, NV, USA, June 27-30, 2016*, pages 4873–4882. IEEE Computer Society, 2016.
- [15] Alex Krizhevsky. Learning multiple layers of features from tiny images. Technical report, 2009.
- [16] Hanxiao Liu, Karen Simonyan, and Yiming Yang. DARTS: differentiable architecture search. In *ICLR (Poster)*. OpenReview.net, 2019.
- [17] Wenting Liu, Li Zhou, and Jie Chen. Face recognition based on lightweight convolutional neural networks. *Inf.*, 12(5):191, 2021.
- [18] Ilya Loshchilov and Frank Hutter. SGDR: stochastic gradient descent with warm restarts. In *ICLR (Poster)*. OpenReview.net, 2017.
- [19] Ningning Ma, Xiangyu Zhang, Hai-Tao Zheng, and Jian Sun. Shufflenet V2: practical guidelines for efficient CNN architecture design. In *ECCV 2018, Munich, Germany, September 8-14, 2018, Proceedings, Part XIV*, volume 11218 of *Lecture Notes in Computer Science*, pages 122–138. Springer, 2018.
- [20] Yoanna Martínez-Díaz, Luis S. Luevano, Heydi Mendez Vazquez, Miguel Nicolás-Díaz, Leonardo Chang, and Miguel González-Mendoza. Shufflface: A lightweight face architecture for efficient and highly-accurate face recognition. In *2019 IEEE/CVF ICCV, ICCV Workshops 2019, Seoul, Korea (South), October 27-28, 2019*, pages 2721–2728. IEEE, 2019.
- [21] Yoanna Martínez-Díaz, Miguel Nicolás-Díaz, Heydi Méndez-Vázquez, Luis S Luevano, Leonardo Chang, Miguel Gonzalez-Mendoza, and Luis Enrique Sucar. Benchmarking lightweight face architectures on specific face recognition scenarios. *Artificial Intelligence Review*, pages 1–44, 2021.
- [22] Brianna Maze, Jocelyn C. Adams, James A. Duncan, Nathan D. Kalka, Tim Miller, Charles Otto, Anil K. Jain, W. Tyler Niggel, Janet Anderson, Jordan Cheney, and Patrick Grother. IARPA janus benchmark - C: face dataset and protocol. In *2018 ICB, ICB 2018, Gold Coast, Australia, February 20-23, 2018*, pages 158–165. IEEE, 2018.
- [23] Seyed-Iman Mirzadeh, Mehrdad Farajtabar, Ang Li, Nir Levine, Akihiro Matsukawa, and Hassan Ghasemzadeh. Improved knowledge distillation via teacher assistant. In *AAAI*, pages 5191–5198. AAAI Press, 2020.
- [24] Stylianos Moschoglou, Athanasios Papaioannou, Christos Sagonas, Jiankang Deng, Irene Kotsia, and Stefanos Zafeiriou. Agedb: The first manually collected, in-the-wild age database. In *2017 IEEE CVPRW, CVPR Workshops 2017, Honolulu, HI, USA, July 21-26, 2017*, pages 1997–2005. IEEE Computer Society, 2017.
- [25] Hongwei Ng and Stefan Winkler. A data-driven approach to cleaning large face datasets. In *2014 IEEE ICIP, ICIP 2014, Paris, France, October 27-30, 2014*, pages 343–347. IEEE, 2014.
- [26] Adam Paszke, Sam Gross, Francisco Massa, Adam Lerer, James Bradbury, Gregory Chanan, Trevor Killeen, Zeming Lin, Natalia Gimelshein, Luca Antiga, Alban Desmaison, Andreas Kopf, Edward Yang, Zachary DeVito, Martin Raison, Alykhan Tejani, Sasank Chilamkurthy, Benoit Steiner, Lu Fang, Junjie Bai, and Soumith Chintala. Pytorch: An imperative style, high-performance deep learning library. In H. Wallach, H. Larochelle, A. Beygelzimer, F. d'Alché-Buc, E. Fox, and R. Garnett, editors, *Advances in Neural Information Processing Systems 32*, pages 8024–8035. Curran Associates, Inc., 2019.

- [27] Mark Sandler, Andrew G. Howard, Menglong Zhu, Andrey Zhmoginov, and Liang-Chieh Chen. Mobilenetv2: Inverted residuals and linear bottlenecks. In *CVPR 2018, Salt Lake City, UT, USA, June 18-22, 2018*, pages 4510–4520. IEEE Computer Society, 2018.
- [28] Soumyadip Sengupta, Jun-Cheng Chen, Carlos Domingo Castillo, Vishal M. Patel, Rama Chellappa, and David W. Jacobs. Frontal to profile face verification in the wild. In *2016 IEEE Winter Conference on Applications of Computer Vision, WACV 2016, Lake Placid, NY, USA, March 7-10, 2016*, pages 1–9. IEEE Computer Society, 2016.
- [29] Mingxing Tan and Quoc V. Le. Mixconv: Mixed depthwise convolutional kernels. In *30th British Machine Vision Conference 2019, BMVC 2019, Cardiff, UK, September 9-12, 2019*, page 74. BMVA Press, 2019.
- [30] Cameron Whitelam, Emma Taborsky, Austin Blanton, Brianna Maze, Jocelyn C. Adams, Tim Miller, Nathan D. Kalka, Anil K. Jain, James A. Duncan, Kristen Allen, Jordan Cheney, and Patrick Grother. IARPA janus benchmark-b face dataset. In *2017 IEEE CVPRW, CVPR Workshops 2017, Honolulu, HI, USA, July 21-26, 2017*, pages 592–600. IEEE Computer Society, 2017.
- [31] Mengjia Yan, Mengao Zhao, Zining Xu, Qian Zhang, Guoli Wang, and Zhizhong Su. Vargfacenet: An efficient variable group convolutional neural network for lightweight face recognition. In *2019 IEEE/CVF ICCVW, ICCV Workshops 2019, Seoul, Korea (South), October 27-28, 2019*, pages 2647–2654.
- [32] Dong Yi, Zhen Lei, Shengcai Liao, and Stan Z. Li. Learning face representation from scratch. *CoRR*, abs/1411.7923, 2014.
- [33] Kaipeng Zhang, Zhanpeng Zhang, Zhifeng Li, and Yu Qiao. Joint face detection and alignment using multitask cascaded convolutional networks. *IEEE SPL*, 23(10):1499–1503, 2016.
- [34] Qian Zhang, Jianjun Li, Meng Yao, Liangchen Song, Helong Zhou, Zhichao Li, Wenming Meng, Xuezhi Zhang, and Guoli Wang. Vargnet: Variable group convolutional neural network for efficient embedded computing. *CoRR*, abs/1907.05653, 2019.
- [35] T. Zheng and W. Deng. Cross-pose lfw: A database for studying cross-pose face recognition in unconstrained environments. Technical Report 18-01, Beijing University of Posts and Telecommunications, February 2018.
- [36] Tianyue Zheng, Weihong Deng, and Jiani Hu. Cross-age LFW: A database for studying cross-age face recognition in unconstrained environments. *CoRR*, abs/1708.08197, 2017.
- [37] Barret Zoph and Quoc V. Le. Neural architecture search with reinforcement learning. In *5th International Conference on Learning Representations, ICLR 2017, Toulon, France, April 24-26, 2017, Conference Track Proceedings*. OpenReview.net, 2017.
- [38] Barret Zoph, Vijay Vasudevan, Jonathon Shlens, and Quoc V. Le. Learning transferable architectures for scalable image recognition. In *2018 IEEE Conference on Computer Vision and Pattern Recognition, CVPR 2018, Salt Lake City, UT, USA, June 18-22, 2018*, pages 8697–8710. IEEE Computer Society, 2018.