

On the Foundation of Sparse Sensing (Part II): Diophantine Sampling and Array Configuration

Hanshen Xiao, Beining Zhou, and Guoqiang Xiao

Abstract—In the second part of the series papers, we set out to study the algorithmic efficiency of sparse sensing. Stemmed from co-prime sensing, we propose a generalized framework, termed **Diophantine sensing**, which utilizes generic *Diophantine equation theory* and higher-order *sparse ruler* to strengthen the sampling time, the degree of freedom (DoF), and the sampling sparsity, simultaneously.

With a careful design of sampling spacings either in the temporal or spatial domain, co-prime sensing can reconstruct the autocorrelation of a sequence with significantly denser lags based on Bézout theorem. However, Bézout theorem also puts two practical constraints in the co-prime sensing framework. For frequency estimation, co-prime sampling needs $\Theta((M_1 + M_2)L)$ samples, which results in $\Theta(M_1 M_2 L)$ sampling time, where M_1 and M_2 are co-prime down-sampling rates and L is the number of snapshots required. As for Direction-of-arrival (DoA) estimation, the sensors cannot be arbitrarily sparse in co-prime arrays, where the least spacing has to be less than a half of wavelength.

Resorting to higher-moment statistics, the proposed Diophantine framework presents two fundamental improvements. First, on frequency estimation, we prove that given arbitrarily large down-sampling rates, there exist sampling schemes where the number of samples needed is only proportional to the sum of DoF and the number of snapshots required, which implies a linear sampling time. Second, on Direction-of-arrival (DoA) estimation, we propose two generic array constructions such that given N sensors, the minimal distance between sensors can be as large as a polynomial of N , $\Theta(N^q)$, which indicates that an arbitrarily sparse array (with arbitrarily small mutual coupling) exists given sufficiently many sensors. In addition, asymptotically, the proposed array configurations produce the best known DoF bound compared to existing coarray designs.

I. INTRODUCTION

In the first part of the series papers, we have theoretically studied the necessary and sufficient (robust) condition for sparse sensing theory, characterized by (multiple) remainder encoding problem. We connected and specified the relationship between Chinese Remainder Theorem method [1], [2], [3], [4], [5], [6], [7], [8] and co-prime sensing [9], [10]. On the other hand, we also pointed out that the deterministic necessary sampling constraint can be significantly relaxed at a cost of negligible failure, where co-prime sensing provides a concrete example.

The study on co-prime sparse sensing, which was initialized in [9], [10], spans almost last decade and has witnessed tremendous progress [11], [12], [13], [14], [15], [16], [17],

[18], [19]. It can be used in autocorrelation reconstruction based estimation with enhanced degrees of freedom (DoF), while the sparsity, in terms of sampling spacing either in time or space domain, is also preserved. The key idea of co-prime sensing is that, for two sequences $\mathcal{M}_1 = \{m_1 M_1 \tau, m_1 = 0, 1, 2, \dots, 2M_2 - 1\}$ and $\mathcal{M}_2 = \{m_2 M_2 \tau, m_2 = 1, 2, \dots, M_1 - 1\}$, where M_1 and M_2 are co-prime integers and τ is a temporal/spatial distance unit, the difference set of the pairs of elements from \mathcal{M}_1 and \mathcal{M}_2 will cover all consecutive multiples of τ starting from $-(M_1 M_2 - 1)\tau$ to $(M_1 M_2 - 1)\tau$. In the applications of frequency estimation, the two sequences, \mathcal{M}_1 and \mathcal{M}_2 , represent the sampling instants in the time domain from two samplers; while for the case of Direction-of-arrival (DoA) estimation, \mathcal{M}_1 and \mathcal{M}_2 correspond to the sensor positions of two uniform linear arrays (ULA), respectively.

Such a carefully designed difference set from \mathcal{M}_1 and \mathcal{M}_2 can construct $O(M_1 M_2)$ consecutive lags for autocorrelation estimation, which is commonly used in subspace estimation methods, such as MUSIC and ESPRIT [20] etc. On the other hand, the two co-prime numbers M_1 and M_2 can be arbitrarily large, with a small failure specified in the first paper (Theorem 3). Enhanced sparsity and DoF suggest direct improvements over the physical restrictions of samplers, where fewer samplers of larger undersampling rates are allowed. Such idea can be generalized to any integer ring [21]. Apart from the one-dimension case, high-dimension cases have also been explored [22], [23], [24].

Though co-prime sensing has been well studied, there are two practical problems still remaining open.

- 1) Can sparse sensing match the optimal sampling time with respect to resolution and snapshot needed. For frequency estimation, if L snapshots are required for autocorrelation estimation, the time delay of co-prime sampling is $\Theta(L M_1 M_2)$. When M_1 and M_2 are large enough, such delay could be unacceptable. Ideally, a linear sampling time is expected.
- 2) Can an array configuration be arbitrarily sparse for DoA estimation? A closer placement of sensors will incur heavier mutual coupling. However, the minimal distance between sensors in existing co-prime arrays and (augmented) nested arrays [25], [26], [27], [28], [29], [30], is fixed to be less than a half of wavelength.

In this paper, we answer both questions affirmatively. Before proceeding, we first formalize the theoretical foundation of the sparse sensing framework.

Sparse Ruler: Simply put, either in temporal or spatial domain, it is desired to take as few and sparse as possible sampling instants such that their difference set can produce

Hanshen Xiao is with CSAIL and the EECS Department, MIT, Cambridge, USA. E-mail: hsxiao@mit.edu.

Beining Zhou is with Department of Computer Science, Stanford University, Stanford, USA. E-mail: cathyzn@stanford.edu.

Guoqiang Xiao is with the College of Computer and Information Science, Southwest University, Chongqing, China. E-mail: gqxiao@swu.edu.cn.

as many as possible consecutive numbers.¹ Indeed, this is a classic combinatorics problem, which can be dated back to 1949 by Erdos and Gal [33], formally known as *sparse ruler*. Sparse ruler poses the following interesting question that, if we want a ruler to measure any distance between 1 to K , what is the least number of marks required? Clearly, it is not necessary to keep every mark varying from 0 to K , like a regular ruler. For example, when $K = 10$, a better non-uniform mark selection exists, such as $\{0, 1, 2, 3, 6, 10\}$.² Many asymptotic properties on the least number of marks in a sparse ruler have been studied in [33], [35], and so far, the best known concrete construction is shown in [28], which is close to be optimal. With the above understanding, many practical concerns with respect to the sampling and estimation performance can be mathematically characterized within the sparse ruler model. Besides the number of consecutive differences produced, which usually determines the DoF and resolution, the other two challenges mentioned earlier regarding sampling time and sparsity can be equivalently described below.

- 1) **Sampling Time:** In temporal sampling, it is expected that the points sampled (marks placed) are within a relatively small range, of which the maximal magnitude determines the sampling time required.
- 2) **Sensor Sparsity:** For spatial sampling (array configuration), it is expected that the minimal spacing between any two sensors (marks placed) to be as large as possible, which determines the coupling effect and the hardware requirement (chip size and circuit architecture) in practice.

Contribution and Origination: To tackle the above-mentioned problems, we switch to consider higher-order sparse ruler and apply generic Diophantine equation theory to provide concrete constructions. We provide two ways of such generalization. Our first result is on complex waveforms. In Section II, we take frequency estimation as an example and introduce the generic model of Diophantine sampling. For complex waveforms, we propose a novel idea to apply the third order statistics to estimate the second order auto-correlation. Such idea can be straightforwardly generalized to any higher orders. Applying three samplers, Theorem 2 suggests that the proposed sampling scheme only requires $O(K + L)$ samples, where K is the number of consecutive lags required and L is the number of snapshots required. This matches the optimal sampling time asymptotically. We also describe a generic Diophantine sampling strategy with arbitrarily many samplers, concluded in Theorem 3. Following that, in Section III, still restricted to complex waveform, we propose a third-order Diophantine array, which produces $\Theta(N^3)$ DoF and the minimal distance between sensors is $\Theta(N)$, specified in Theorem 4.

¹Strictly speaking, distinct numbers, which are not necessarily being consecutive, are usually sufficient. Intuitively, the number of distinct numbers generated correspond to that of independent equations one can list regarding the parameters to be estimated. However, one may have to resort to more complicated compressed sensing methods for reconstruction [31], [32], compared to the consecutive difference case.

²With different motivations, there are also some other variants of sparse ruler, for example, Golomb ruler, dated back to 1930s [34], which requires that the differences between any marks have to be distinct.

From the beginning of Section IV, we consider another direction of generalization, which follows the $2q$ -th order cumulant based method [36], [37]. We formally introduce the background and the concept of $2q$ -th symmetric difference in Section IV. In Section V, we present a key architecture, termed *shifted array*, as the building block of higher-order co-array proposed. Following that, in Section VI-A and Section VI-B, we provide two concrete construction frameworks for the forth-order and sixth-order scenario, respectively, which is also close to be optimal. Besides augmented DoF, such construction also strengthens the sparsity that the minimal spacing between any two sensors is $\Theta(N^2)$ and $\Theta(N^3)$, respectively. Taking those constructions as building blocks, we give a generic $2q$ -th-order construction, which provides $O(17^{q/3}N^{2q})$ DoF. The simulation can be found in Section VIII. A summary of the results can be found in Table I.

II. DIOPHANTINE EQUATION BASED SAMPLING

A. Review of Co-prime Sampling

We first flesh out the main idea of co-prime sampling. Let us consider a complex waveform formed by D sources,

$$x(t) = \sum_{i=1}^D A_i e^{j(\omega_i t + \phi_i)} + w(t) = \sum_{i=1}^D A_i e^{j\phi_i} e^{j\omega_i t} + w(t) \quad (1)$$

where $\omega_i = 2\pi f_i T_s$ is the digital frequency and T_s is the Nyquist sampling interval. $w(t)$ represents a Gaussian noise underlying of power σ^2 . A_i , f_i and ϕ_i are the amplitude, the frequency and the phase of the i -th source, respectively. The phases ϕ_i are assumed to be random variables uniformly distributed in the interval $[0, 2\pi]$ and uncorrelated from each other. The two sampled sequences with sampling interval $M_1 T_s$ and $M_2 T_s$, respectively, are expressed as

$$\begin{aligned} x_1[n] &= x(nM_1 T_s) + w_1(n) \\ x_2[n] &= x(nM_2 T_s) + w_2(n) \end{aligned} \quad (2)$$

where $w_1(n)$ and $w_2(n)$ are zero mean Gaussian white noise with power σ^2 .

With Bézout's identity, there exist $\{\alpha_1 = \langle M_1^{-1} \rangle_{M_2}, \beta_1 = \langle -M_2^{-1} \rangle_{M_1}\}$, where $\langle X \rangle_Y$ denotes the residue of X modulo Y , such that $\alpha_1 M_1 - \beta_1 M_2 = 1$. Thus, we can always find some solutions to the following equation by selecting $\alpha_k = k\alpha_1$ and $\beta_k = k\beta_1$,

$$\alpha_k M_1 - \beta_k M_2 = k \quad (3)$$

Especially, in [9], [10], it is shown that for $r \in \mathbb{Z}$, there exist $m_{1k}^r \in \{rM_2, rM_2 + 1, \dots, (r+2)M_2 - 1\}$ and $m_{2k}^r \in \{rM_1, rM_1 + 1, \dots, (r+1)M_1 - 1\}$ such that

$$m_{1k}^r M_1 - m_{2k}^r M_2 = k \quad (4)$$

for $k \in \{-M_1 M_2, \dots, 0, 1, \dots, M_1 M_2\}$. Furthermore, the autocorrelation of $x[n]$, which is a sampling sequence of $x(t)$ with a Nyquist sampling interval T_s , can be expressed as

$$R_x[k] = \mathbb{E}_n \{x[n]x^*[n-k]\} = \sum_{i=1}^D A_i^2 e^{j\omega_i k}. \quad (5)$$

TABLE I: Summary of Diophantine Sampling and Array Proposed

Diophantine Sampling			
Sampling Algorithm	Undersampling Rate Selection	Sampling Time	Description and Analysis
Three-sampler Sampling	$M_1 = 2 + \Gamma, M_2 = 3 + \Gamma, M_3 = 5 + \Gamma$	$(2K + 3L)(5 + \Gamma)T_s$	Theorem 2
N -sampler Sampling	$M_i = i + \Gamma, i = 1, 2, \dots, N$	$2(N - 1)(K + \frac{L\pi^2}{N(N-1)(N-2)})T_s$	Theorem 3
Diophantine Array			
Array Configuration	Minimal Adjacent Sensor Spacing	DoF	Description and Analysis
Third-order Array	$N\lambda/12$	$N^3/27 - 1$	Theorem 4
Fourth-order Array	$2(N/4 - 1/2)^2$	$5(N/4 - 1/2)^4$	Section VI-A
Sixth-order Array	$(N/6 - 1)^3$	$17(N/6 - 1)^6$	Section VI-B
$2q$ -th-order Array	$O((N/2q)^3)$	$O(17^{\frac{q}{3}}(N/2q)^{2q})$	Section VII

In Diophantine sampling, Γ can be arbitrary positive integer. K and L represent the number of snapshot and lags required, respectively. $T_s = 1/f_s$, where f_s is the Nyquist sampling rate.

In Diophantine array, N represents the number of sensors and λ denotes the wavelength.

According to equation (4), $R_x[k]$ can be also estimated by using the average of the products of those pairs $\{x_1[m_{1k}^r], x_2[m_{2k}^r]\}$ [38], [39]. To this end, by rewriting $R_x[k]$ in the context of $x_1[m_{1k}^r]$ and $x_2[m_{2k}^r]$, i.e., $E_r\{x_1[m_{1k}^r]x_2^*[m_{2k}^r]\}$, we have Equation (6) below. (6) will be an unbiased autocorrelation estimation if the underline term is zero. In Part I (Theorem 3), we specify the condition.

If L snapshots are used to estimate each $\mathbb{E}_n\{x[n]x^*[n-k]\}$, the delay of co-prime sampling is $\Theta(LM_1M_2T_s)$ [40].

B. Diophantine Equation and Sampling

In the Introduction section, we briefly mention the sparse ruler problem. Throughout the previous section, we have seen that the Bézout Theorem provides a concrete construction of the *mark selection*. The original sparse ruler problem and co-prime framework are both second-order based. A natural idea for generalization is to consider the higher-order difference.

(Linear) Diophantine equation, which can be dated back to the 3rd century, yields the seed for the framework we consider here. In general, a linear Diophantine equation is in a form,

$$m_1M_1 + m_2M_2 + \dots + m_tM_t = k, \quad (7)$$

for arbitrary t integers $M_{[1:t]}$. The following lemma gives a necessary and sufficient condition that (7) has a solution, which our following analysis will heavily rely on.

Lemma 1 ([41]). *The Diophantine equation (7) has a solution if and only if k is divided by $\gcd(M_1, M_2, \dots, M_t)$.*

There are many ways to view (7). In the context of temporal sampling, $M_{[1:t]}$ can represent the undersampling rates of t samplers while $M_{[1:t]}$ can be the locations of sensors selected in an array. (7) provides a formal way to consider the t -th order difference but also raises two natural questions,

- 1) How to find solutions of (7), where Lemma 1 only captures the existence of solutions.
- 2) How to use those generic difference for parameter reconstruction? So far, only the relationship between the second-order difference and auto-correlation is clear.

Our first result is to still rely on the auto-correlation reconstruction but via the higher-order difference (7). We start by an auto-correlation reconstruction example with carefully designed third-order difference.

Consider three samplers with undersampling rates $\{M_1, M_2, M_3\}$, respectively, and we have

$$m_1M_1 + m_2M_2 + m_3M_3 = k, \quad (8)$$

Assume $\gcd(M_1, M_2, M_3) = 1$.³ We first present a generic semi-closed form of solutions $\{m_1, m_2, m_3\}$ in (8). According to Lemma 1, there should exist two groups of integers, $\{a_1, a_2, a_3\}$ and $\{b_1, b_2, b_3\}$, such that

$$\begin{cases} a_1M_1 + a_2M_2 + a_3M_3 = 0 \\ b_1M_1 + b_2M_2 + b_3M_3 = 1 \end{cases} \quad (9)$$

and the signs of $\{a_i\}$ are not the same, nor are the signs of $\{b_i\}$. This is because $M_{[1:3]}$ are all positive numbers larger than 1. Then, according to equation (9) for $k = 1, 2, \dots, K$ and $l = 1, 2, \dots, L$, we have

$$(kb_1 + la_1)M_1 + (kb_2 + la_2)M_2 + (kb_3 + la_3)M_3 = k \quad (10)$$

Without loss of generality, supposing $(kb_1 + la_1)$ and $(kb_3 + la_3)$ to be positive and $(kb_2 + la_2)$ to be negative, we construct the following estimator

$$\mathbb{E}_l[x_1[kb_1 + la_1]x_2^*[-(kb_2 + la_2)]x_3[kb_3 + la_3]] \quad (11)$$

to estimate the autocorrelation $R_x[k]$ at lag k , where $x_i[n] = x(M_i n T_s) + w_i(n)$ denotes the sample sequence with a downsampling rate M_i . It is noted that, once $a_1M_1(\omega_i - \omega_v) + a_2M_2(\omega_u - \omega_v) \neq 0$ for $i \neq v \neq u \in \{1, 2, \dots, D\}$, a negligible failure set, an unbiased estimation of the autocorrelation at lag k , $R_x[k]$, is produced as shown in (11).

Thereby, (10) provides a *generic solution* to find proper sampling instants to estimate autocorrelation at arbitrary lag k . Consequently, the time delay of the proposed sampling scheme is determined by the maximal magnitude of the solution m_i in (8), i.e., $\max_{k,l,i} |kb_i + la_i|$, which can be $O((K + L)M)$ as proved in the following theorem with an arbitrarily large undersampling rate $M = \max\{M_1, M_2, M_3\}$.

Theorem 2. *When $a_1M_1(\omega_i - \omega_v) + a_2M_2(\omega_u - \omega_v) \neq 0$ for $i \neq v \neq u \in \{1, 2, \dots, D\}$, there exist constants c_1 and c_2 such that the time delay of the proposed scheme is upper bounded by $(c_1K + c_2L)MT_s$, where K is the number of consecutive lags and L is the number of snapshots required*

³Please note we do not require those three integers to be pairwise co-prime.

$$\begin{aligned}
\mathbb{E}_r[x_1[m_{1k}^r]x_2^*[m_{2k}^r]] &= \mathbb{E}_r\left\{\left[\sum_{i=1}^D A_i e^{j\phi_i} e^{j\omega_i m_{1k}^r M_1} + w_1(m_{1k}^r)\right]\left[\sum_{i=1}^D A_i e^{-j\phi_i} e^{-j\omega_i m_{2k}^r M_2} + w_2^*(m_{2k}^r)\right]\right\} \\
&= \mathbb{E}_r\left[\sum_{i=1}^D A_i^2 e^{j\omega_i(m_{1k}^r M_1 - m_{2k}^r M_2)}\right] + \mathbb{E}_r\left[\sum_{i \neq l} A_i e^{j\phi_i} e^{j\omega_i m_{1k}^r M_1} A_l e^{-j\phi_l} e^{-j\omega_l m_{2k}^r M_2}\right] + \mathbb{E}_r[w_1(m_{1k}^r)w_2^*(m_{2k}^r)] \quad (6) \\
&= \mathbb{E}_r\left[\sum_{i=1}^D A_i^2 e^{j\omega_i k}\right] + \mathbb{E}_r\left[\sum_{i \neq l} A_i A_l e^{j(\phi_i - \phi_l)} e^{j\omega_l k} e^{j m_{1k}^r M_1 (\omega_i - \omega_l)}\right]
\end{aligned}$$

$$\begin{aligned}
&\mathbb{E}_l\{x_1[kb_1 + la_1]x_2^*[-(kb_2 + la_2)]x_3[kb_3 + la_3]\} - R_x[k] \\
&= \sum_{i \neq u, v} A_i A_u A_v e^{j[kb_1 M_1 \omega_i + kb_2 M_2 \omega_u + kb_3 M_3 \omega_v]} e^{j(\phi_i - \phi_u + \phi_v)} \cdot \mathbb{E}_l\{e^{j[l(a_1 M_1 (\omega_i - \omega_v) + a_2 M_2 (\omega_u - \omega_v))]\} \quad (11)
\end{aligned}$$

to estimate $\mathbb{E}_l\{x_1[kb_1 + la_1]x_2^*[-(kb_2 + la_2)]x_3[kb_3 + la_3]\}$. Here, $M = \max\{M_1, M_2, M_3\}$.

Proof. Consider a set of integers, say, $\{2, 3, 5\}$, which satisfies $\gcd(2, 3, 5) = 1$. Now, we try to find out two integer sets $\{a_1, a_2, a_3\}$ and $\{b_1, b_2, b_3\}$ such that

$$\begin{cases} 2a_1 + 3a_2 + 5a_3 = 0 \\ a_1 + a_2 + a_3 = 0 \\ 2b_1 + 3b_2 + 5b_3 = 1 \\ b_1 + b_2 + b_3 = 0 \end{cases} \quad (12)$$

We choose $\{a_1 = 2, b_1 = 1\}$, $\{a_2 = -3, b_2 = -2\}$, $\{a_3 = 1, b_3 = 1\}$ as solutions of (11). Due to $\sum_i a_i = 0$ and $\sum_i b_i = 0$, clearly they are also solutions to

$$(kb_1 + la_1)(2 + \Gamma) + (kb_2 + la_2)(3 + \Gamma) + (kb_3 + la_3)(5 + \Gamma) = k \quad (13)$$

for any $\Gamma \in \mathbb{Z}$. Based on (12), we can get the lags to estimate the autocorrelation. Because $k \in \{1, 2, \dots, K\}$ and $l \in \{1, 2, \dots, L\}$, we have $\max_{i,k,l} |kb_i + la_i| \leq 2K + 3L$. Also, $(kb_1 + la_1)$ and $(kb_3 + la_3)$, i.e., $(k + 2l)$ and $(k + l)$, are always positive, while $(kb_2 + la_2)$, i.e., $(-2k - 3l)$, is negative. Thus, the total time delay is upper bounded by $\max_{i,k,l} |kb_i + la_i| \cdot \max_i M_i T_s \leq (2K + 3L)(5 + \Gamma)T_s$. \square

The proof of Theorem 2 is developed with a specific construction, where $M_{[1:3]}$ are selected as $\{M_1 = 2 + \Gamma, M_2 = 3 + \Gamma, M_3 = 5 + \Gamma\}$. Such a sampling strategy allows arbitrary large undersampling rates (with a sufficiently large Γ), while the number of sampling instants is independent of Γ but only determined by K and L , the number of lags and snapshots required, respectively, which suggests a linear sampling time $O((K + L)MT_s)$.

C. Generalization to Multiple Samplers

In the following, we extend the above idea to a general framework provided multiple samplers. Given N samplers, of which the sampling rates are denoted by M_1, M_2, \dots, M_N , respectively, a distributed Diophantine sampling can be naturally constructed by selecting any three of them and applying the scheme presented in Section II-B as a building block.

With a similar reasoning, for a subgroup of triple samplers, say, $\{M_{i_1}, M_{i_2}, M_{i_3}\}$, $i_1, i_2, i_3 \in \{1, 2, \dots, N\}$, we still first consider constructing two sets of solutions, $\{a_{i_1}, a_{i_2}, a_{i_3}\}$ and $\{b_{i_1}, b_{i_2}, b_{i_3}\}$, such that

$$\begin{cases} a_{i_1} M_{i_1} + a_{i_2} M_{i_2} + a_{i_3} M_{i_3} = 0 \\ a_{i_1} + a_{i_2} + a_{i_3} = 0 \\ b_{i_1} M_{i_1} + b_{i_2} M_{i_2} + b_{i_3} M_{i_3} = 1 \\ b_{i_1} + b_{i_2} + b_{i_3} = 0 \end{cases} \quad (14)$$

which can be simplified to find out $a_{i_1}, a_{i_3}, b_{i_1}, b_{i_3}$,

$$\begin{cases} a_{i_1}(M_{i_1} - M_{i_2}) + a_{i_3}(M_{i_3} - M_{i_2}) = 0 \\ b_{i_1}(M_{i_1} - M_{i_2}) + b_{i_3}(M_{i_3} - M_{i_2}) = 1 \end{cases} \quad (15)$$

In the following, we set to figure out how many triplet subgroups can be selected from $\{M_1, M_2, \dots, M_N\}$ such that the solutions of (15) exist. We select M_1, M_2, \dots, M_N as the sequence of consecutive numbers starting from 1 to N shifted by some integer Γ , i.e., $M_i = i + \Gamma$. For any M_i , we consider the following sequence

$$M_1 - M_i, M_2 - M_i, \dots, M_N - M_i \quad (16)$$

and try to estimate the number of co-prime pairs among them. Since the sequence in (16) are still consecutive numbers ranging from $(-N, N)$, the number of primes among the sequence is upper bounded by $\pi(N)$, where $\pi(N)$ denotes the number of primes no bigger than N . Thus, by randomly picking any two of them, the probability that the two picked numbers are co-prime is lower bounded by

$$\prod_{j=1}^{\pi(N)} \left(1 - \frac{1}{P_j^2}\right) > \prod_{j=1}^{\infty} \left(1 - \frac{1}{P_j^2}\right) = \frac{6}{\pi^2} \quad (17)$$

where P_j is the j -th prime in the natural order and the above inequality follows from the density of primes [41]. Here, we use the fact that if we randomly select two numbers from \mathbb{Z} , the probability that they both share a prime factor p_j is $\frac{1}{p_j^2}$. Therefore, we can totally find at least $\frac{6}{\pi^2} \binom{N}{3}$, i.e., $\frac{1}{\pi^2} N(N-1)(N-2)$, triplet sets such that $(M_{i_1} - M_{i_2})$ and $(M_{i_3} - M_{i_2})$ are co-prime. Consequently, there exist solutions satisfying (15), which is equivalent to that there are solutions

to (14). Without loss of generality, we assume $M_{i_1} > M_{i_2} > M_{i_3}$, which implies $M_{i_1} - M_{i_2} > 0$ and $M_{i_3} - M_{i_2} < 0$ in (15). Hence, we can specifically set $a_{i_1} = M_{i_2} - M_{i_3}$, $a_{i_3} = M_{i_1} - M_{i_2}$, $b_{i_1} = \langle (M_{i_1} - M_{i_2})^{-1} \rangle_{(M_{i_2} - M_{i_3})}$ and $b_{i_2} = \langle (M_{i_3} - M_{i_2})^{-1} \rangle_{(M_{i_1} - M_{i_2})}$, which are all positive. Thus, both a_{i_2} and b_{i_2} should be negative due to the restrictions in (14). Therefore, from (15), it is clear that both $|a_i|$ and $|b_i|$, if exist, are upper bounded by $2(N-1)$. Moreover, for $k = 1, 2, \dots, K$ and $l = 1, 2, \dots, L$, $(kb_{i_2} + la_{i_2})$ are always negative, whereas $(kb_{i_1} + la_{i_1})$ and $(kb_{i_3} + la_{i_3})$ are positive. We conclude the above by the following theorem.

Theorem 3. *For arbitrary N samplers, there exists a distributed Diophantine sampling scheme which can provide at least $LN(N-1)(N-2)/\pi^2$ virtual snapshots to estimate $\mathbb{E}_l\{x_{i_1}[kb_{i_1} + la_{i_1}]x_{i_2}^*[-(kb_{i_2} + la_{i_2})]x_{i_3}[kb_{i_3} + la_{i_3}]\}$ with time delay upper bounded by $2(N-1)(K+L)MT_s$. Here $M = \max_i\{M_i\}$*

Proof. As shown above, by selecting the undersampling rates in a form $M_i = \Gamma + i$, with an arbitrary Γ , one can find at least $N(N-1)(N-2)/\pi^2$ many triplet subsets such that (15) has solutions, where especially the largest value of the solution is upper bounded by $2(N-1)$. Therefore, applying Theorem 2, for any triplet set $\{M_{i_1}, M_{i_2}, M_{i_3}\}$ such that (15) has solutions, with a time delay at most $2(N-1)(K+L)M$, one can find L snapshots for each of K consecutive lags. With totally at least $N(N-1)(N-2)/\pi^2$ many such triplet sets, the claims follow obviously. \square

Before the end of this section, we have two remarks. First, it is worthwhile to mention that the proposed undersampling rate selection is close to be optimal. For any given N undersampling rates, the number of triple subsets such that (14) has solutions, is upper bounded by

$$\binom{N}{3} - \binom{N_e}{3} - \binom{N - N_e}{3} < \frac{N(N-1)(N-2)}{8} \quad (18)$$

where N_e is the number of even numbers among N integers. This is because if M_1, M_2 and M_3 are all even or odd integers, (15) is not solvable.

Second, throughout this section, we give a third-order based Diophantine sampling construction but it can be straightforwardly generalized to any higher order, once the solutions to (7) can be efficiently found. We leave a systematical study to our future work.

III. DIOPHANTINE ARRAY FOR COMPLEX WAVEFORM

In this section, we proceed to generalize the idea in Diophantine sampling to array configuration for DoA estimation. As mentioned earlier, another important application of co-prime sensing is to provide enhanced freedoms for DoA estimation [42], [43], [44]. To be self-contained, we still first review the co-prime array and related sparse array construction.

A. Review of Co-prime and Nested Array

A co-prime array consists of two uniform linear arrays (ULA) with $M_1 - 1$ and $2M_2$ sensors respectively. The positions of the $(M_1 - 1)$ sensors in the first ULA are given by $\{M_2 m_2 d, m_2 =$

$1, 2, \dots, M_1 - 1\}$ and the positions of the other $2M_2$ sensors are given by $\{M_1 m_1 d, m_1 = 0, 1, \dots, 2M_2 - 1\}$. Here, $d = \lambda/2$ and λ corresponds to the wavelength. As indicated by Bézout theorem, the difference set $\pm\{m_1 M_1 - m_2 M_2\}$ will cover all consecutive integers from $-(M_1 M_2 - 1)$ to $M_1 M_2 - 1$, which can further provide $(2M_1 M_2 - 1)$ DoF. In general, there are two primary concerns in DoA estimation. The first is the number of consecutive lags to estimate autocorrelation. As shown in [9], both the resolution and DoF are proportional to the number of the longest consecutive lags generated by the difference set⁴. Second, a larger spacing amongst sensors is always desirable to reduce coupling effect.

Besides co-prime array, another important coarray construction is *nested array*, which is also formed by two ULAs. As a special case of co-prime array, the underlying idea is still based on Bézout theorem that any number k varying from $[-M_1 M_2, M_1 M_2 - 1]$ can be represented by $k = \pm(m_2 M_2 - m_1)$, where $m_2 \in \{0, 1, \dots, M_1\}$ and $m_1 \in \{0, 1, \dots, M_2\}$. In general, given the same number of sensors, nested array can produce about one time more DoF compared to the co-prime array. However, nested array also bears heavier coupling effect, since it has a much denser sub ULA with sensors consecutively located as $\{0, d, \dots, M_2 d\}$ [29]. Variants of Nested array with improvements can be found in [25], [30] and references therein. However, as mentioned earlier, the least pairwise sensor distance in existing sparse array is always set to be no bigger than a half of wavelength, $d = \lambda/2$.

B. A Third-order based Diophantine Array

In the following, we propose the first construction of Diophantine array. Analogous to Section II, we consider estimating the spatial auto-correlation with the third-order difference.

Consider a DoA estimation of D signal sources with a linear array of N sensors, where the position of each sensor is represented by

$$SS = \{p_1 \cdot d, p_2 \cdot d, \dots, p_N \cdot d\}.$$

Let $a_l(\theta_i) = e^{j(2\pi/\lambda)d_l \sin \theta_i}$ be the element of the steering vector corresponding to direction θ_i . Assuming f_c to be the center frequency of the band of interest, for narrow-band sources centered at $f_i + f_c$, $i = 1, 2, \dots, D$, the received signal being down-converted to baseband at the l -th sensor is expressed by

$$x_l(t) = \sum_{i=1}^D a_l(\theta_i) s_i(t) e^{2\pi f_i t} \quad (19)$$

where $s_i(t)$ is a narrow-band source. When a slow-fading channel is considered, we assume $s_i(t)$ as some constant s_i in a coherence time block [45]. With the similar idea we use in frequency estimation, when $n_1 + n_3 = n_2$,

$$\mathbb{E}_{n_1, n_3} [x_{l_1}[n_1]x_{l_2}^*[n_2]x_{l_3}[n_3]] = \sum_{i=1}^D s_i^3 e^{j(2\pi/\lambda)(p_{l_1} - p_{l_2} + p_{l_3}) \sin \theta_i}, \quad (20)$$

⁴More discussions on the holes of the co-prime array can be found in [31], [32].

where $x_{l_i}[n] = x_{l_i}(n) + w_{l_i}(n)$, $l_1, l_2, l_3 \in \{1, 2, \dots, N\}$ with some independent zero-mean noise $w_{l_i}(n)$. Similarly,

$$\mathbb{E}_{n_1, n_3} [x_{l_1}^*(n_1) x_{l_2}(n_2) x_{l_3}^*(n_3)] = \sum_{i=1}^D s_i^3 e^{j(2\pi/\lambda)(-p_{l_1} + p_{l_2} - p_{l_3}) \sin \theta_i}.$$

With the above observation, we can now describe the Diophantine array configuration based on the following theorem.

Theorem 4. Assign $M_1 = p_3 p_1$, $M_2 = p_3 p_2$ and $M_3 = p_1 p_2$ such that p_1 , p_2 and p_3 are relatively co-prime positive integers. Let sensors be located at $\{m_1 M_1 d, m_2 M_2 d, m_3 M_3 d \mid m_1 \in \{0, 1, \dots, 2p_2 - 1\}, m_2 \in \{0, 1, \dots, p_1 - 1\}, m_3 \in \{0, 1, \dots, p_3 - 1\}\}$, $d = \lambda/2$, which form three sub ULAs, respectively. Then, the difference set $\{\pm(m_1 M_1 - m_2 M_2) \pm m_3 M_3\}$ contains all consecutive numbers starting from $-p_1 p_2 p_3 + 1$ to $p_1 p_2 p_3 - 1$.

Proof. The proof is developed by applying Bézout theorem twice. We first consider the difference set between the first and the second sub ULA, where $m_1 M_1 - m_2 M_2 = p_3(m_1 p_1 - m_2 p_2)$, where $m_1 \in \{0, 1, \dots, 2p_2 - 1\}$ and $m_2 \in \{0, 1, \dots, p_1 - 1\}$. Based on Bézout theorem, the difference set $\pm\{m_1 p_1 - m_2 p_2\}$ enumerates $\{-p_1 p_2 + 1, -p_1 p_2 + 1, \dots, p_1 p_2 - 1\}$. Now, applying Bézout theorem again on the difference between the difference set of the first two sub ULAs and the third sub ULA, i.e., $\pm\{m_1 M_1 - m_2 M_2\}$ and $\pm\{m_3 M_3\}$, which essentially are the multiples of p_3 and $p_1 p_2$, respectively, the triple difference set $\{\pm(m_1 M_1 - m_2 M_2) \pm m_3 M_3\}$ thus covers each integer at least starting from $-p_1 p_2 p_3 + 1$ to $p_1 p_2 p_3 - 1$. \square

Theorem 4 shows that with $(p_1 + 2p_2 + p_3 - 2)$ sensors, at least $(2p_1 p_2 p_3 - 1)$ DoF can be provided. Compared with conventional co-prime array based DoA estimation, given $(M_1 + 2M_2 - 1)$ sensors, the corresponding DoF is

$$2M_1 M_2 - 1 \leq \left(\frac{M_1 + 2M_2}{2}\right)^2 - 1.$$

Moreover, the minimal distance between any two adjacent sensors is $\min\{q, p_1, p_2\}$, since the positions of any two sensors share at least one common divisor from $\{q, p_1, p_2\}$. Thus, the minimal distance of sensor is $\Theta(Nd)$.

On the other hand, to estimate the autocorrelation at lag k , we will find the snapshots at time n_1, n_2 and n_3 , where $n_1 + n_3 = n_2$, from the three uniform subarrays, respectively. Therefore, assuming that each sensor has collected L samples, we can find $L(L-1)/2$ snapshots for autocorrelation estimation for each lag by the proposed strategy, instead of L snapshots in co-prime arrays, though the computational complexity may slightly increase to construct those snapshots. Thus, those additional samples can compensate for the heavier noise compromise in the third-order estimation (20), which is less robust than the second-order based estimation in co-prime arrays.

IV. BACKGROUND OF $2q$ -TH-CUMULANT BASED ARRAY PROCESSING

From the start of this section, we present our second results of sparse array construction by connecting Diophantine equation and the $2q$ -th-cumulant.

A. $2q$ -th-cumulant Based DoA Estimation

Consider a linear array with N sensors, whose location set SS is denoted by

$$SS = \{p_1 \cdot d, p_2 \cdot d, \dots, p_N \cdot d\}, \quad (21)$$

with the spacing parameter $d = \lambda/2$, and λ is the wavelength of the signal. Suppose that there are D independent narrow-band signals $\{\mathbf{s}_i(n) \mid i = 1, 2, \dots, D\}$ whose respective DoAs are $\theta_{[1:D]} = \{\theta_i \mid i = 1, 2, \dots, D\}$. Then, the array model for the received signal can be expressed by a vector,

$$\mathbf{x}(n) = \sum_{i=1}^D \mathbf{a}(\theta_i) \mathbf{s}_i(n) + \mathbf{w}(n) = \mathbf{A}(\theta) \mathbf{s}(n) + \mathbf{w}(n)$$

where $\mathbf{a}(\theta_i)$ is the steering vector with

$$\mathbf{a}(\theta_i) = [e^{-j\frac{2\pi p_1}{\lambda} \sin \theta_i}, e^{-j\frac{2\pi p_2}{\lambda} \sin \theta_i}, \dots, e^{-j\frac{2\pi p_N}{\lambda} \sin \theta_i}]^T$$

$\mathbf{A}(\theta)$ is a $N \times D$ steering matrix with $\mathbf{A}(\theta) = [\mathbf{a}(\theta_1), \mathbf{a}(\theta_2), \dots, \mathbf{a}(\theta_D)]$, the signal vector $\mathbf{s}(n) = [\mathbf{s}_1(n), \mathbf{s}_2(n), \dots, \mathbf{s}_D(n)]$, and $\mathbf{w}(n)$ is independent white Gaussian. According to [46], the $2q$ -th order circular cumulant matrix, $C_{2q, \mathbf{x}}(k)$, can be calculated as

$$C_{2q, \mathbf{x}}(k) = \sum_{i=1}^L c_{2q, \mathbf{s}_i} [\mathbf{a}(\theta_i)^{\otimes k} \otimes \mathbf{a}(\theta_i)^{* \otimes q-k}] \times [\mathbf{a}(\theta_i)^{\otimes k} \otimes \mathbf{a}(\theta_i)^{* \otimes (q-k)}]^H + \sigma_{\mathbf{w}}^2 I_{N^q} \delta(q-1)$$

Here, k serves as an index for the matrix arrangement with $0 \leq k \leq q$ and c_{2q, \mathbf{s}_i} is the $2q$ -th order circular autocumulant of a particular signal \mathbf{s}_i , i.e.,

$$c_{2q, \mathbf{s}_i} = \text{Cum} [\mathbf{s}_{i_1}(t), \dots, \mathbf{s}_{i_q}(t), \mathbf{s}_{i_{q+1}}^*(t), \dots, \mathbf{s}_{i_{2q}}^*(t)]$$

Here, \otimes represents the Kronecker product, $\{\cdot\}^*$ represents the conjugacy matrix, and $\{\cdot\}^H$ is the Hermitian transpose. $\{\cdot\}^{\otimes k}$ is defined as the $N^k \times 1$ matrix where

$$\mathbf{a}(\theta_i)^{\otimes k} = \underbrace{\mathbf{a}(\theta_i) \otimes \mathbf{a}(\theta_i) \otimes \dots \otimes \mathbf{a}(\theta_i)}_{k \text{ times}}.$$

This cumulant matrix is related to the $2q$ -th order difference co-array. For the vector $\mathbf{a}(\theta_i)^{\otimes k}$, its elements are expressed as

$$e^{j\frac{2\pi}{\lambda} (\sum_{i=1}^l p_{n_i} - \sum_{i=l+1}^q p_{n_i}) \sin \theta},$$

where $\{n_1, n_2, \dots, n_N\}$ is some permutation of $\{1, 2, \dots, N\}$. Each of these elements corresponds to a steering vector of a higher-order difference co-array that could estimate a signal's DoA.

B. $2q$ -th Symmetric Difference set

From the previous subsection, estimation with the $2q$ -th-cumulant can also be described within the sparse ruler framework. Essentially, the difference set is defined by a weighted sum of $2q$ elements from SS , of which a half weights are all set to 1 and the rest are -1, termed as $2q$ -th symmetric difference set in the following.

Definition 5 ($2q$ -th symmetric difference set). *The $2q$ -th symmetric difference set $\mathbb{C}^{2q}(SS)$ of SS is defined as*

$$\mathbb{C}^{2q}(SS) = \left\{ \sum_{i=1}^q p_{\pi(i)} - \sum_{i=q+1}^{2q} p_{\pi(i)} \mid \pi \in \Pi \right\},$$

where π denotes a permutation across $[1 : N]$ and Π is the set of all $N!$ permutations.

In addition, to lighten the notations, for any two sets SS and SS' , we use

$$\mathbb{C}(SS, SS') = \{p_i + p_j \mid p_i \in SS, p_j \in SS'\},$$

to denote the *cross sum* of elements from SS and SS' . In general, we can similarly define the *cross sum* of m sets $\mathbb{C}(SS_1, SS_2, \dots, SS_m)$ by

$$\mathbb{C}(SS_1, SS_2, \dots, SS_m) = \left\{ \sum_i p_i \mid p_i \in SS_i \right\}.$$

Especially, if one can write $SS = SS_1 \cup SS_2 \cup \dots \cup SS_{2q}$, then

$$\mathbb{C}(b_1 SS_1, b_2 SS_2, \dots, b_{2q} SS_{2q}) \subset \mathbb{C}^{2q}(SS),$$

for any selection of $b_{[1:2q]} \in \{1, -1\}^{2q}$ such that a half of $b_{[1:2q]}$ are 1 and the rest half are -1 . From a view of Diophantine equation (7), the $2q$ -th symmetric difference set puts a specific restriction on the solution whose Hamming weight is fixed to $2q$ and formed by b_i with q 1s and the other q -1s. When we take each SS_i as a subarray of SS , the $2q$ -th symmetric difference set generated by SS can be made up of all possible combinations of those mutual sums with predetermined signs of its subarrays, and there are $\binom{2q}{q}$ of such combinations in total.

C. Existing Works Reviews

The fourth-order cumulant based DoA estimation has been proposed and studied dated back to 1990s [47],[48], where higher-order moment statistics offer straightforward enhanced DoF and resolution. Such algorithms were later extended to the arbitrary $2q$ -th cumulant based MUSIC [46]. By embedding of q nested arrays, [36] gives the first concrete construction that provided N sensors, one can produce $O(N^{2q})$ DoF compared to the best known $O(N^q)$ results in previous works. The underlying idea can be essentially summarized as the following. For $2q$ given numbers, $\{M_1, M_2, \dots, M_{2q}\}$, one can construct a number representation system by taking $\{\prod_{i=1}^j M_i, j = 0, 1, \dots, 2q-1\}$ as bases that

$$k = m_1 + m_2 M_1 + m_3 M_1 M_2 + \dots + m_{2q} \prod_{i=1}^{2q-1} M_i,$$

for any $k \in [0, \prod_{i=1}^{2q} M_i)$ with $m_i \in [0, M_i)$. This gives a natural embedding of $2q$ subarray, each of which is formed by sensors at a spacing being multiple of $\prod_{i=1}^j M_i$. Most existing works follow this line: [49] and [50] proposed SAFOE-NA and SAFOE-CPA, which are extensions of nested arrays and co-prime arrays into the fourth-order cumulant structure. Recent improvements in their results include the EAS-NA-NA, EAS-NA-CPA in [51], and an extension of the co-prime array in

[52]. Various efforts have also been devoted to further generalize these structures to fit the arbitrary $2q$ -th cumulant such as [53], which improves the DoF in [36] by a factor $O(2^q)$. However, we have to point out that following this idea to simply embed nested or co-prime arrays in a recursion manner may encounter two main obstacles. First, with nested array as the building block, a dense subarray is unavoidable. Second, it is noted that the cross sum amongst the $2q$ subarrays is exploited in a limited way. As mentioned before, ideally there will be $\binom{2q}{q}$ combinations, while only at most 2^q combinations are utilized in existing works [37]. To be formal, given N sensors, the upper bound of such $2q$ symmetric difference is $\frac{N^{2q}}{(2q)!} \cdot \frac{(2q)!}{q!q!} = \frac{N^{2q}}{(q!)^2}$. If we focus on the coefficient of the highest order, with $N^{2q} = (2q\bar{N})^{2q}$, we have

$$\frac{(2q\bar{N})^{2q}}{(q!)^2} \approx \frac{(2q)^{2q}}{2\pi q \binom{q}{e}^{2q}} \bar{N}^{2q} = \frac{(2e)^{2q}}{2\pi q} \bar{N}^{2q}. \quad (22)$$

V. SHIFTED ARRAY

In this section, we will present a key building block of our second results on Diophantine array based on $2q$ -th-cumulant, termed as *shifted array*. One can apply this structure either in a nested or co-prime array by uniformly shift each subarray. A carefully designed shift, as shown later, can increase the spacing amongst sensors to reduce the mutual coupling, and on the other hand, it enables us to efficiently embed multiple subarrays to enhance the DoF. In the following, we first take nested and co-prime array as two concrete examples and study their shifted versions in Section V-A and V-B, respectively. Then, in Section V-C, we present a new framework by embedding shifted nested arrays into shifted co-prime arrays, which exploits the permutation invariant property of the cumulant method to achieve larger DoF.

A. Shifted Nested Array

Definition 6. *Let $SS = SS_1 \cup SS_2$ be a linear array. Then, it is a shifted nested array if it has the form:*

$$\begin{aligned} SS_1 &= \{(n_1 N_2 + \delta_1)d \mid n_1 = 0, 1, 2, \dots, N_1\} \\ SS_2 &= \{(n_2 + \delta_2)d \mid n_2 = 0, 1, 2, \dots, N_2\} \end{aligned}$$

We say that SS is shifted by factors of δ_1, δ_2 .

This shifted nested array has the following properties.

Lemma 7. *Let $SS = SS_1 \cup SS_2$ be a shifted nested array shifted by factors of δ_1, δ_2 . Then*

$$\begin{aligned} \mathbb{C}(SS_1, -SS_2) &= \{\mu d \mid -N_2 + \delta_1 - \delta_2 \leq \mu \leq N_1 N_2 + \delta_1 - \delta_2\} \\ &\quad \supset \{\mu d \mid \delta_1 - \delta_2 \leq \mu \leq N_1 N_2 + \delta_1 - \delta_2\} \\ \mathbb{C}(-SS_1, SS_2) &= \{\mu d \mid -N_1 N_2 - \delta_1 + \delta_2 \leq \mu \leq N_2 - \delta_1 + \delta_2\} \\ &\quad \supset \{\mu d \mid -N_1 N_2 - \delta_1 + \delta_2 \leq \mu \leq -\delta_1 + \delta_2\} \\ \mathbb{C}(SS_1, SS_2) &= \{\mu d \mid \delta_1 + \delta_2 \leq \mu \leq N_1 N_2 + N_2 + \delta_1 + \delta_2\} \\ &\quad \supset \{\mu d \mid \delta_1 + \delta_2 \leq \mu \leq N_1 N_2 + \delta_1 + \delta_2\} \end{aligned}$$

Proof. Let $SS_1(n_1)$ and $SS_2(n_2)$ denote the n_1 -th and n_2 -th sensor's position of the subarray SS_1 and SS_2 respectively. Then,

$$\begin{aligned} SS_1(n_1) - SS_2(n_2) &= (n_1N_2 + \delta_1)d - (n_2 + \delta_2)d \\ &= (n_1N_2 - n_2)d + (\delta_1 - \delta_2)d \end{aligned}$$

$$\begin{aligned} -SS_1(N_1 - n_1) + SS_2(N_2 - n_2) &= -(N_1N_2 - n_1N_2 + \delta_1)d + (N_2 - n_2 + \delta_2)d \\ &= (n_1N_2 - n_2)d + (-N_1N_2 + N_2 - \delta_1 + \delta_2)d \\ SS_1(n_1) + SS_2(N_2 - n_2) &= (n_1N_2 + \delta_1)d + (N_2 - n_2 + \delta_2)d \\ &= (n_1N_2 - n_2)d + (\delta_1 + \delta_2 + N_2)d \end{aligned}$$

Applying the same idea for the regular nested array [29], the claim follows straightforwardly. \square

Lemma 7 characterizes the consecutive co-difference in a shifted nested array, which is helpful when we handle the embedding in later sections.

B. Shifted Co-prime Arrays

Definition 8. Let $SS = SS_1 \cup SS_2$ be a linear array. Then, it is a shifted co-prime array if it has the form:

$$\begin{aligned} SS_1 &= \{(n_1 + \delta_1)M_1d \mid n_1 = 0, 1, 2, \dots, N_1\} \\ SS_2 &= \{(n_2 + \delta_2)M_2d \mid n_2 = 0, 1, 2, \dots, N_2\} \end{aligned}$$

We say that SS is shifted by factors of δ_1, δ_2 .

The following lemma characterizes a property of the consecutive second-order difference produced in shifted co-prime arrays.

Lemma 9. Let $SS_1 \cup SS_2, SS_3 \cup SS_4$ be two co-prime arrays shifted by integer distances δ_1, δ_2 and $\delta_1 - kM_2, \delta_2 - kM_1$ for some integer k , respectively. M_1, M_2 satisfies that $\gcd(M_1, M_2) = 1$. They can be expressed by the following,

$$\begin{aligned} SS_1 &= \{(n_1 + \delta_1)M_1d \mid n_1 = 0, 1, 2, \dots, N_1\} \\ SS_2 &= \{(n_2 + \delta_2)M_2d \mid n_2 = 0, 1, 2, \dots, N_2\} \\ SS_3 &= \{(n_1 + \delta_1 - kM_2)M_1d \mid n_1 = 0, 1, 2, \dots, N_1\} \\ SS_4 &= \{(n_2 + \delta_2 - kM_1)M_2d \mid n_2 = 0, 1, 2, \dots, N_2\} \end{aligned}$$

Then,

$$\mathbb{C}(SS_1 \cup SS_2) = \mathbb{C}(SS_3 \cup SS_4)$$

Proof. Because of the symmetry between $\mathbb{C}(SS_1, -SS_2)$ and $\mathbb{C}(SS_2, -SS_1)$ (and similarly for $\mathbb{C}(SS_3, -SS_4)$ and $\mathbb{C}(SS_4, -SS_3)$), we only consider one of them without loss of generality.

$$\begin{aligned} &SS_3(n_1) - SS_4(n_2) \\ &= (n_1 + \delta_1 - kM_2)M_1d - (n_2 + \delta_2 - kM_1)M_2d \\ &= (n_1 + \delta_1)M_1d - (n_2 + \delta_2)M_2d - kM_2M_1d + kM_1M_2d \\ &= (n_1 + \delta_1)M_1d - (n_2 + \delta_2)M_2d \\ &= SS_1(n_1) - SS_2(n_2) \end{aligned}$$

$$\begin{aligned} &\mathbb{C}(SS_1, -SS_2) \\ &= \{SS_1(n_1) - SS_2(n_2) \mid n_1 = 1, 2, \dots, N_1, n_2 = 1, 2, \dots, N_2\} \\ &= \{SS_3(n_1) - SS_4(n_2) \mid n_1 = 1, 2, \dots, N_1, n_2 = 1, 2, \dots, N_2\} \\ &= \mathbb{C}(SS_3, -SS_4) \end{aligned}$$

This proves the lemma. \square

C. Embedding of Shifted Nested and Co-prime Arrays

In this section, we give a high-level picture of embedding shifted nested arrays into a shifted co-prime array to produce $2q$ -th symmetric difference. First, we split an array SS into two sets denoted by \mathbb{M}_1 and \mathbb{M}_2 . We use \mathbb{L}_1 and \mathbb{L}_2 to denote the q -th order difference set of \mathbb{M}_1 and \mathbb{M}_2 , respectively. To be formal, \mathbb{L}_l is in a form,

$$\left\{ \sum_{i=1}^j p_{\pi(i)} - \sum_{i=j+1}^q p_{\pi(i)} \mid p_{\pi(i)} \in \mathbb{M}_l, j \in \{0, 1, \dots, q\}, \pi \in \Pi \right\},$$

for $l = 1, 2$, which include all the possible combinations of q -element sum or difference from \mathbb{M}_1 and \mathbb{M}_2 , respectively. As shown later, shifted nested array is a good candidate to construct those q -th order difference desired.

Second, we attempt to transform \mathbb{L}_1 and \mathbb{L}_2 to fit a co-prime array structure. We multiply each element in \mathbb{M}_1 by M_1 and those in \mathbb{M}_2 by M_2 , with the greatest common divisor $\gcd(M_1, M_2) = 1$. \mathbb{M}_1 and \mathbb{M}_2 could be separately formed by multiple nested subarrays and for each pair of subarrays $(\mathbb{M}_{1i}, \mathbb{M}_{2j})$ with $\mathbb{M}_{1i} \in \mathbb{M}_1$ and $\mathbb{M}_{2j} \in \mathbb{M}_2$, they could be properly shifted according to Lemma 7.

Finally, we set out to aggregate multiple co-prime arrays formed by each $\mathbb{M}_{1i} \cup \mathbb{M}_{2j}$. By Lemma 9, we could then further shift such co-prime structures to maximize the consecutive $2q$ -th symmetric difference set. To this end, we introduce the following lemma.

Lemma 10. Let SS_1 and SS_2 be subarrays of a co-prime array, where

$$\begin{aligned} SS_1 &= \{n_1M_1d \mid n_1 = 0, 1, 2, \dots, N_1\} \\ SS_2 &= \{n_2M_2d \mid n_2 = \left\lfloor \frac{-M_1}{2} \right\rfloor, \left\lfloor \frac{-M_1}{2} \right\rfloor + 1, \dots, 0, \dots, \left\lfloor \frac{M_1}{2} \right\rfloor\} \end{aligned}$$

with $N_1 \geq M_2$. Then, the cross difference $\mathbb{C}(SS_1, SS_2)$ generated is in a form,

$$\left\{ \mu d \mid -(N_1+1)M_1 + \left\lfloor \frac{M_1}{2} \right\rfloor M_2 \leq \mu \leq (N_1+1)M_1 - \left\lfloor \frac{M_1}{2} \right\rfloor M_2 \right\}$$

Proof. Without loss of generality, we only consider all the positive lags generated by

$$\mathbb{C}_+(SS_1, -SS_2) = \{|n_1M_1 - n_2M_2|\}.$$

By the Bézout theorem, we can find a solution (x_0, y_0) to the equation $|x_0M_1 - y_0M_2| = \mu$. Then, this equation has a general solution

$$\begin{cases} x = x_0 + kM_2 \\ y = y_0 + kM_1 \end{cases} \text{ for } k \in \mathbb{Z}$$

Therefore, we can find a pair of solution (x_1, y_1) such that $y_1 \in [\lfloor \frac{-M_1}{2} \rfloor, \lfloor \frac{M_1}{2} \rfloor]$. Here, we have $x_1 < N_1 + 1$ since or else,

$$|x_1 M_1 - y_1 M_2| = x_1 M_1 - y_1 M_2 > (N_1 + 1)M_1 - \left\lfloor \frac{-M_1}{2} \right\rfloor$$

Let $n_1 = x_1$ and $n_2 = y_1$ if $x_1 \geq 0$, and $n_1 = -x_1$ and $n_2 = -y_1$ otherwise. Thus, we have found proper solutions of $|n_1 p - n_2 q| = \mu$ for any $\mu \in \mathbb{C}_+(SS_1, SS_2)$. \square

VI. LOWER-ORDER SHIFT ARRAY MODELS

A. The Fourth Order Array

We construct a fourth order difference co-array. Choose two co-prime integers M_1, M_2 , $\gcd(M_1, M_2) = 1$, such that $M_1 \leq N_1 N_2$, $M_2 \leq N_3 N_4$, with parameters $N_{[1:4]}$ which will be specified below. Consider an array in a form $SS = \mathbb{M}_{11} \cup \mathbb{M}_{12} \cup \mathbb{M}_{21} \cup \mathbb{M}_{22}$, where

$$\begin{aligned} \mathbb{M}_{11} &= \{(n_1 N_2 + M_2)M_1 d \mid n_1 = 0, 1, 2, \dots, N_1\} \\ \mathbb{M}_{12} &= \{(n_2 + \left\lfloor \frac{M_2}{2} \right\rfloor)M_1 d \mid n_2 = 0, 1, 2, \dots, N_2\} \\ \mathbb{M}_{21} &= \{(n_3 N_4 - \left\lfloor \frac{M_1}{2} \right\rfloor)M_2 d \mid n_3 = 0, 1, 2, \dots, N_3\} \\ \mathbb{M}_{22} &= \{(n_4 - \left\lfloor \frac{M_1}{2} \right\rfloor)M_2 d \mid n_4 = 0, 1, 2, \dots, N_4\} \end{aligned}$$

Then, the set of consecutive lags

$$\mathbb{C}^4(SS) = \{\mu d \mid -M_{max}^4 \leq \mu \leq M_{max}^4, \mu \in \mathbb{Z}\}$$

where

$$\begin{aligned} M_{max}^4 &= \begin{cases} \left\lfloor \frac{5}{2} M_1 M_2 \right\rfloor, & \text{when } M_2 \text{ is even} \\ \left\lfloor \frac{5}{2} M_1 M_2 \right\rfloor - M_2, & \text{when } M_2 \text{ is odd} \end{cases} \\ &\leq \left\lfloor \frac{5}{2} N_1 N_2 N_3 N_4 \right\rfloor \end{aligned}$$

We prove the above claim in the following. Due to the symmetry of the $2q$ -th symmetric difference, we still only consider positive lags. First, we look at the combinations of the sum and the difference sets of \mathbb{M}_{11} and \mathbb{M}_{12} and \mathbb{M}_{21} and \mathbb{M}_{22} as sets of shifted nested arrays. Applying Lemma 7, we have

$$\begin{aligned} \mathbb{C}(\mathbb{M}_{11}, -\mathbb{M}_{12}) &= \{\mu M_1 d \mid c_1 \leq \mu \leq N_1 N_2 + c_1\}, \\ \mathbb{C}(\mathbb{M}_{11}, \mathbb{M}_{12}) &= \{\mu M_1 d \mid c_2 \leq \mu \leq N_1 N_2 + c_2\}, \\ \mathbb{C}(\mathbb{M}_{21}, -\mathbb{M}_{22}) &= \{\mu M_2 d \mid c_3 \leq \mu \leq (N_3 + 1)N_4 + c_3\}, \\ \mathbb{C}(\mathbb{M}_{21}, \mathbb{M}_{22}) &= \{\mu M_2 d \mid c_4 \leq \mu \leq (N_3 + 1)N_4 + c_4\}, \end{aligned}$$

where

$$\begin{aligned} c_1 &= \delta(\mathbb{M}_{11}) - \delta(\mathbb{M}_{12}) = \left\lfloor \frac{-M_2}{2} \right\rfloor \\ c_2 &= \delta(\mathbb{M}_{11}) + \delta(\mathbb{M}_{12}) = \left\lfloor \frac{3M_2}{2} \right\rfloor \\ c_3 &= \delta(\mathbb{M}_{21}) - \delta(\mathbb{M}_{22}) = 0 \\ c_4 &= \delta(\mathbb{M}_{21}) + \delta(\mathbb{M}_{22}) = -2 \left\lfloor \frac{M_2}{2} \right\rfloor \end{aligned} \quad (23)$$

Next, still due to symmetry, we consider the following three virtual co-prime arrays which produce fourth order symmetric difference in a form, $\mathbb{C}(\mathbb{M}_{11}, -\mathbb{M}_{12}, \mathbb{M}_{21}, -\mathbb{M}_{22})$, $\mathbb{C}(\mathbb{M}_{11}, -\mathbb{M}_{12}, -\mathbb{M}_{21}, \mathbb{M}_{22})$, and $\mathbb{C}(\mathbb{M}_{11}, \mathbb{M}_{12}, -\mathbb{M}_{21}, -\mathbb{M}_{22})$, respectively. To be clear, let $SS_1 = \mathbb{C}(\mathbb{M}_{11}, -\mathbb{M}_{12})$, $SS_2 = \mathbb{C}(\mathbb{M}_{11}, \mathbb{M}_{12})$, $SS_3 = \mathbb{C}(-\mathbb{M}_{21}, -\mathbb{M}_{22})$, and $SS_4 = \mathbb{C}(\mathbb{M}_{22}, \mathbb{M}_{22})$. Then, virtually, any (SS_i, SS_j) for $i \in \{1, 2\}$ and $j \in \{3, 4\}$ forms a co-prime array and (23) characterizes their respective shift factor. Since $M_1 \leq N_1 N_2$ and $M_2 \leq N_4 N_5$, by Lemma 9, those three virtual co-prime arrays indeed together produce an extended coprime array in a form $\mathbb{A} \cup \mathbb{B}$, where

$$\begin{aligned} \mathbb{A} &= \{n_1 M_1 d \mid n_1 = \left\lfloor \frac{-M_2}{2} \right\rfloor, \left\lfloor \frac{-M_2}{2} \right\rfloor + 1, \dots, \left\lfloor \frac{M_2}{2} \right\rfloor\} \\ \mathbb{B} &= \{n_2 M_2 d \mid n_2 = -2M_2 \text{ or } -2M_2 + 1, \dots, 0\} \end{aligned}$$

By Lemma 10, therefore, the number of total positive lags generated by $\mathbb{A} \cup \mathbb{B}$ is at least

$$\{\mu d \mid 0 \leq \mu \leq \left\lfloor \frac{5M_1 M_2}{2} \right\rfloor \text{ or } \left\lfloor \frac{5M_1 M_2}{2} \right\rfloor - M_2\}.$$

The equality is reached if and only if $M_1 = N_1 N_2$, $M_2 = N_3 N_4$ and when q is even. The claim then follows clearly.

The fourth order shifted array proposed successfully uses all $\binom{4}{2}$ permutations of the signs in the difference co-array. Overall, it yields a DoF bound of $O(\frac{5}{2}n^4)$ for its consecutive lag generation.

B. The Sixth Order Array

We construct a sixth order difference co-array as follows. Choose integers M_1, M_2 such that $\gcd(M_1, M_2) = 1$, $M_1 \leq N_1 N_2 N_3$ and $M_2 < N_4 N_5 N_6$. Consider the set of sensors positions, $SS = \mathbb{M}_{11} \cup \mathbb{M}_{12} \cup \mathbb{M}_{13} \cup \mathbb{M}_{21} \cup \mathbb{M}_{22} \cup \mathbb{M}_{23}$ where

$$\begin{aligned} \mathbb{M}_{11} &= \{(n_1 N_2 N_3)M_1 d \mid n_1 = 0, 1, 2, \dots, N_1\} \\ \mathbb{M}_{12} &= \{(n_2 N_3 + M_2)M_1 d \mid n_2 = 0, 1, 2, \dots, N_2\} \\ \mathbb{M}_{13} &= \{(n_3 + \left\lfloor \frac{3M_2}{2} \right\rfloor)M_1 d \mid n_3 = 0, 1, 2, \dots, N_3\} \\ \mathbb{M}_{21} &= \{(n_4 N_5 N_6 - \left\lfloor \frac{5M_1}{2} \right\rfloor)M_2 d \mid n_4 = 0, 1, 2, \dots, N_4\} \\ \mathbb{M}_{22} &= \{(n_5 N_6 - \left\lfloor \frac{7M_1}{2} \right\rfloor)M_2 d \mid n_5 = 0, 1, 2, \dots, N_5\} \\ \mathbb{M}_{23} &= \{(n_6 - 5M_1)M_2 d \mid n_6 = 0, 1, 2, \dots, N_6\} \end{aligned}$$

Then, the set of consecutive lags

$$\mathbb{C}^6(SS) = \{\mu d \mid -M_{max}^6 \leq \mu \leq M_{max}^6, \mu \in \mathbb{Z}\}$$

where

$$M_{max}^6 = \left\lfloor \frac{17}{2} M_1 M_2 \right\rfloor \leq \left\lfloor \frac{17}{2} N_1 N_2 N_3 N_4 N_5 N_6 \right\rfloor$$

Proof. Due to the symmetry, we still only consider the positive lags. First, we look at the following combinations of the sum

and the difference sets of \mathbb{M}_{12} and \mathbb{M}_{13} and \mathbb{M}_{22} and \mathbb{M}_{23} as sets of shifted nested arrays. Applying Lemma 1, we get

$$\begin{aligned}\mathbb{C}(\mathbb{M}_{12}, -\mathbb{M}_{13}) &= \{\mu M_1 \mid c_1^2 \leq \mu \leq N_2 N_3 + c_1^2, \mu \in \mathbb{Z}\} \\ \mathbb{C}(\mathbb{M}_{12}, \mathbb{M}_{13}) &= \{\mu M_1 \mid c_2^2 \leq \mu \leq N_2 N_3 + c_2^2, \mu \in \mathbb{Z}\} \\ \mathbb{C}(\mathbb{M}_{22}, -\mathbb{M}_{23}) &= \{\mu M_2 \mid c_3^2 \leq \mu \leq N_5 N_6 + c_3^2, \mu \in \mathbb{Z}\} \\ \mathbb{C}(\mathbb{M}_{22}, \mathbb{M}_{23}) &= \{\mu M_2 \mid c_4^2 \leq \mu \leq N_5 N_6 + c_4^2, \mu \in \mathbb{Z}\}\end{aligned}$$

where $c_1^2 = \delta(\mathbb{M}_{12}) - \delta(-\mathbb{M}_{13}) = \lfloor \frac{-M_2}{2} \rfloor$, $c_2^2 = \delta(\mathbb{M}_{12}) + \delta(\mathbb{M}_{13}) = \lfloor \frac{5q}{2} \rfloor$, $c_3^2 = \delta(\mathbb{M}_{22}) - \delta(-\mathbb{M}_{23}) = \lfloor \frac{3M_1}{2} \rfloor$, and $c_4^2 = \delta(\mathbb{M}_{22}) + \delta(\mathbb{M}_{23}) = \lfloor \frac{-17M_1}{2} \rfloor$.

Next, we further embed one more additional subarray into the above cross sums. Applying Lemma 7, we have

$$\begin{aligned}SS_1 &= \mathbb{C}(-\mathbb{M}_{11}, \mathbb{M}_{12}, \mathbb{M}_{13}) \\ &= \{\mu M_1 d \mid c_1^3 \leq \mu \leq N_1 N_2 N_3 + c_1^3\} \\ SS_2 &= \mathbb{C}(\mathbb{M}_{11}, -\mathbb{M}_{12}, \mathbb{M}_{13}) \\ &= \{\mu M_1 d \mid c_2^3 \leq \mu \leq N_1 N_2 N_3 + c_2^3\} \\ SS_3 &= \mathbb{C}(\mathbb{M}_{11}, \mathbb{M}_{12}, -\mathbb{M}_{13}) \\ &= \{\mu M_1 d \mid c_3^3 \leq \mu \leq N_1 N_2 N_3 + c_3^3\} \\ SS_4 &= \mathbb{C}(-\mathbb{M}_{21}, \mathbb{M}_{22}, \mathbb{M}_{23}) \\ &= \{\mu M_2 d \mid c_4^3 \leq \mu \leq N_4 N_5 N_6 + c_4^3\} \\ SS_5 &= \mathbb{C}(\mathbb{M}_{21}, -\mathbb{M}_{22}, \mathbb{M}_{23}) \\ &= \{\mu M_2 d \mid c_5^3 \leq \mu \leq N_4 N_5 N_6 + c_5^3\} \\ SS_6 &= \mathbb{C}(\mathbb{M}_{21}, \mathbb{M}_{22}, -\mathbb{M}_{23}) \\ &= \{\mu M_2 d \mid c_6^3 \leq \mu \leq N_4 N_5 N_6 + c_6^3\}\end{aligned}$$

where

$$\begin{aligned}c_1^3 &= -N_1 N_2 N_3 - \delta(\mathbb{M}_{11}) + c_2^2 = -N_1 N_2 N_3 + \left\lfloor \frac{5M_2}{2} \right\rfloor \\ c_2^3 &= \delta(\mathbb{M}_{11}) - c_1^2 = 0 - \left\lfloor \frac{-M_2}{2} \right\rfloor = \left\lfloor \frac{M_2}{2} \right\rfloor \\ c_3^3 &= \delta(\mathbb{M}_{11}) + c_1^2 = 0 + \left\lfloor \frac{-M_2}{2} \right\rfloor = \left\lfloor \frac{-M_2}{2} \right\rfloor \\ c_4^3 &= -N_4 N_5 N_6 - \delta(\mathbb{M}_{21}) + c_4^2 = -N_4 N_5 N_6 - 6M_1 \\ c_5^3 &= \delta(\mathbb{M}_{21}) - c_3^2 = -4M_1 \\ c_6^3 &= \delta(\mathbb{M}_{21}) + c_3^2 = \left\lfloor \frac{-5M_1}{2} \right\rfloor + \left\lfloor \frac{3M_1}{2} \right\rfloor = -M_1.\end{aligned}\tag{24}$$

Finally, we construct the sixth order symmetric difference by considering the cross sum amongst $SS_{[1:6]}$. For notion simplicity, we denote $\mathbb{C}_{CP}(\delta_a, \delta_b)$ as the lags of a coprime array generated by two subarrays, SS_a and SS_b where SS_a and SS_b are two coprime subarrays shifted by factors δ_a , δ_b respectively. If we consider the cross sum between SS_1 and $-SS_4$, it is not hard to find that $\mathbb{C}(SS_1, -SS_4) = \mathbb{C}_{CP}(-N_1 N_2 N_3 + \lfloor \frac{5M_2}{2} \rfloor, -N_4 N_5 N_6 - 6M_1)$. Here, $\mathbb{C}_{CP}(-N_1 N_2 N_3 + \lfloor \frac{5M_2}{2} \rfloor, -N_4 N_5 N_6 - 6M_1)$ means virtually SS_1 and $-SS_4$, as two sub arrays, form a coprime array shifted by $-N_1 N_2 N_3 + \lfloor \frac{5M_2}{2} \rfloor$ and $-N_4 N_5 N_6 - 6M_1$, respectively. Now, by Lemma 9, we have the following observations,

$$\begin{aligned}\mathbb{C}(SS_1, -SS_4) &= \mathbb{C}_{CP}(-N_1 N_2 N_3 + \left\lfloor \frac{5M_2}{2} \right\rfloor, -N_4 N_5 N_6 - 6M_1) \\ &= \mathbb{C}_{CP}(-N_1 N_2 N_3 + \left\lfloor \frac{M_2}{2} \right\rfloor, -N_4 N_5 N_6 - 8M_1) \\ \mathbb{C}(SS_1, -SS_5) &= \mathbb{C}_{CP}(-N_1 N_2 N_3 + \left\lfloor \frac{5q}{2} \right\rfloor, -4M_1) \\ &= \mathbb{C}_{CP}(-N_1 N_2 N_3 + \left\lfloor \frac{M_2}{2} \right\rfloor, -6M_1) \\ \mathbb{C}(SS_1, -SS_6) &= \mathbb{C}_{CP}(-N_1 N_2 N_3 + \left\lfloor \frac{5M_2}{2} \right\rfloor, -M_1) \\ &= \mathbb{C}_{CP}(-N_1 N_2 N_3 + \left\lfloor \frac{M_2}{2} \right\rfloor, -3M_1)\end{aligned}$$

$$\begin{aligned}\mathbb{C}(SS_2, -SS_4) &= \mathbb{C}_{CP}\left(\left\lfloor \frac{M_2}{2} \right\rfloor, -N_4 N_5 N_6 - 6M_1\right) \\ &= \mathbb{C}_{CP}\left(\left\lfloor \frac{-M_2}{2} \right\rfloor, -N_4 N_5 N_6 - 7M_1\right) \\ \mathbb{C}(SS_2, -SS_5) &= \mathbb{C}_{CP}\left(\left\lfloor \frac{M_2}{2} \right\rfloor, -4M_1\right) = \mathbb{C}_{CP}\left(\left\lfloor \frac{-M_2}{2} \right\rfloor, -5M_1\right) \\ \mathbb{C}(SS_2, -SS_6) &= \mathbb{C}_{CP}\left(\left\lfloor \frac{M_2}{2} \right\rfloor, -M_1\right) = \mathbb{C}_{CP}\left(\left\lfloor \frac{-M_2}{2} \right\rfloor, -2M_1\right) \\ \mathbb{C}(SS_3, -SS_4) &= \mathbb{C}_{CP}\left(\left\lfloor \frac{-M_2}{2} \right\rfloor, -N_4 N_5 N_6 - 6M_1\right) \\ \mathbb{C}(SS_3, -SS_5) &= \mathbb{C}_{CP}\left(\left\lfloor \frac{-M_2}{2} \right\rfloor, -4M_1\right) \\ \mathbb{C}(SS_3, -SS_6) &= \mathbb{C}_{CP}\left(\left\lfloor \frac{-M_2}{2} \right\rfloor, -M_1\right)\end{aligned}\tag{25}$$

Since $M_1 \leq N_1 N_2 N_3$ and $M_2 \leq N_4 N_5 N_6$, the nine sets produced in (25) together virtually form an extended co-prime array. The lags generated by all nine arrays is contained in the lags generated by $A \cup B$, where

$$\begin{aligned}A &= \{n_1 M_1 d \mid n_1 = \left\lfloor \frac{-M_2}{2} \right\rfloor, \left\lfloor \frac{-M_2}{2} \right\rfloor + 1, \dots, \left\lfloor \frac{M_2}{2} \right\rfloor\} \\ B &= \{n_2 M_2 d \mid n_2 = -9M_1, -9M_1 + 1, \dots, 0\}.\end{aligned}$$

By Lemma 3, Therefore, the number of total positive lags generated by $A \cup B$ is

$$\mathbb{C}(A \cup B) = \{\mu \mid 0 \leq \mu \leq \left\lfloor \frac{17M_1 q}{2} \right\rfloor\}.$$

Therefore,

$$M_{max}^6 = \left\lfloor \frac{17}{2} M_1 M_2 \right\rfloor \leq \left\lfloor \frac{17}{2} N_1 N_2 N_3 N_4 N_5 N_6 \right\rfloor$$

The equality is achieved if and only if $M_1 = N_1 N_2 N_3$, $M_2 = N_4 N_5 N_6$. \square

In general, the sixth order NECP reaches an efficiency of $17(N/6)^6/2$ for lag generation. It utilizes 9 out of $\binom{6}{2}/2 = 15$ number of sign combinations.

VII. $2q$ -TH ORDER SHIFTED DIOPHANTINE ARRAY

We first introduce the proposed layering technique. For any two arrays which can generate consecutive integer lags, we can manipulate them to form a higher-order difference co-array as follows. Suppose we have two arrays SS_1 and SS_2 in a form, $SS_1 = \{\alpha_1 \cdot d, \alpha_2 \cdot d, \dots, \alpha_{N_1} \cdot d\}$ and $SS_2 = \{\beta_1 \cdot d, \beta_2 \cdot d, \dots, \beta_{N_2} \cdot d\}$, which produce $2q_1$ -th order and $2q_2$ -th order consecutive symmetric difference, respectively

$$\mathbb{C}^{2q_1}(SS_1) = \{-\mu_1 \leq \mu \leq \mu_1\} \quad (26)$$

$$\mathbb{C}^{2q_2}(SS_2) = \{-\mu_2 \leq \mu \leq \mu_2\} \quad (27)$$

Then, we take the $2(q_1+q_2)$ -th order difference co-array $SS_1 \cup SS_2'$ where

$$SS_2' = \{2\beta_1\mu_1 \cdot d, 2\beta_2\mu_1 \cdot d, \dots, 2\beta_{N_2}\mu_1 \cdot d\}$$

This new co-array can generate consecutive lags

$$\mathbb{C}^{2(q_1+q_2)}(SS_1 \cup SS_2') = \{-2\mu_1\mu_2 - \mu_1 \leq \mu \leq 2\mu_1\mu_2 + \mu_1\}$$

Proof. Without loss of generality, we only consider positive lags. Consider any integer $\mu \in [-2\mu_1\mu_2 - \mu_1, 2\mu_1\mu_2 + \mu_1]$. We have the fact that μ can be uniquely expressed as

$$\mu = 2k \cdot \mu_1 + r$$

for some integers $k \in [0, \mu_2]$ and $r \in [-\mu_1 + 1, \mu_1]$. Since $\mathbb{C}^{2q_1}(SS_1)$ and $\mathbb{C}^{2q_2}(SS_2)$ covers integer expressed in (26) and (27). Let $r \in \mathbb{C}^{2q_1}(SS_1)$ and $k \in \mathbb{C}^{2q_2}(SS_2)$. Therefore, there exist

$$r = \sum_{i=1}^{q_1} \alpha_{n_i} - \sum_{i=q_1+1}^{2q_1} \alpha_{n_i}, n_i \in [1, N_1]$$

$$k = \sum_{i=1}^{q_2} \beta_{n_i} - \sum_{i=q_2+1}^{2q_2} \beta_{n_i}, n_i \in [1, N_2]$$

Then, we have found

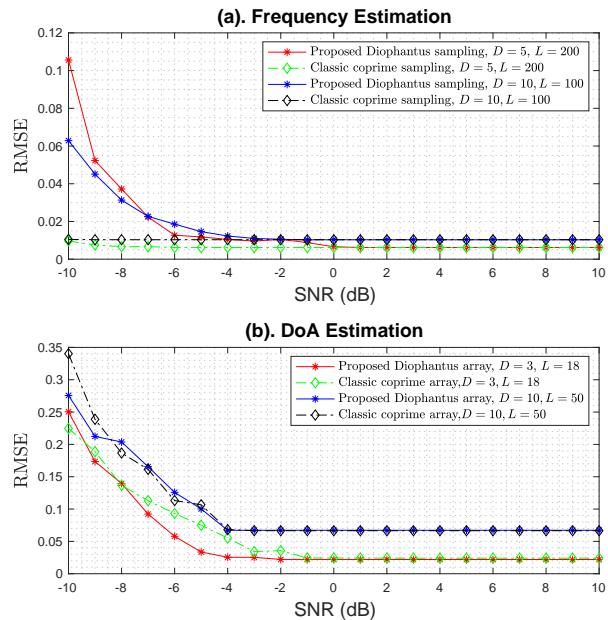
$$\begin{aligned} \mu &= r + 2k \cdot \mu_1 \\ &= \left(\sum_{i=1}^{q_1} \alpha_{n_i} - \sum_{i=q_1+1}^{2q_1} \alpha_{n_i} \right) + 2 \cdot \left(\sum_{i=1}^{q_2} \beta_{n_i} - \sum_{i=q_2+1}^{2q_2} \beta_{n_i} \right) \cdot \mu_1 \\ &= \left(\sum_{i=1}^{q_1} \alpha_{n_i} - \sum_{i=q_1+1}^{2q_1} \alpha_{n_i} \right) + \left(\sum_{i=1}^{q_2} 2\beta_{n_i}\mu_1 - \sum_{i=q_2+1}^{2q_2} 2\beta_{n_i}\mu_1 \right) \\ &\in \mathbb{C}^{2(q_1+q_2)}(SS_1 \cup SS_2') \end{aligned}$$

□

Now, applying the layering technique shown above, we break up the $2q$ -th order co-array structure into a couple of sixth-order shifted Diophantine array proposed in Section VI-B. In the cases when $2q \equiv 4$ or $2q \equiv 2 \pmod{6}$, we can then layer a fourth-order shifted array, shown in Section VI-A, or a regular nested array, respectively. This method is efficient. In the case when $2q \equiv 0 \pmod{6}$, the such layering construction produce DoF in an order of

$$O\left(2 \cdot \frac{(2 \cdot \frac{17}{2} (N/2q)^6)^{\frac{4}{3}}}{2}\right) = O(17^{\frac{4}{3}} (N/2q)^{2q}).$$

Fig. 1: Third-order Diophantine Sampling and Array with Noise



Similarly, when $2q \equiv 2$ or $2q \equiv 4 \pmod{6}$, it produces $O(2 \cdot 17^{\frac{q-1}{3}} (N/2q)^{2q})$ and $O(5 \cdot 17^{\frac{q-2}{3}} (N/2q)^{2q})$ DoF respectively. As mentioned before, in comparison, the best known DoF bound of $2q$ -th order array [32] in existing works is $O(2^q (N/2q)^{2q})$

VIII. SIMULATION

A. Robustness

The first set of experiments we conduct is to measure the robustness of proposed schemes. We mainly focus on the novel third-order based Diophantine sampling and array proposed in Section II and III, while the performance of $2q$ -cumulant based method has been extensively tested in previous works such as [36], [37]. We present the results of two numerical simulations in Fig. 1, which compare their performances in the applications of frequency and DoA estimation with those of classic co-prime sensing.

For frequency estimation, we randomly generate 5 and 10 frequencies respectively and set $K = L$. The proposed method is used to estimate the frequencies with three samplers of down-sampling rates $M_1 = 2 + 10^6$, $M_2 = 3 + 10^6$ and $M_3 = 5 + 10^6$. We average the root mean square error (RMSE) on 100 independent Monte-carlo runs with signal-to-noise ratio (SNR) ranged from -10 to 10dB. To evaluate the performance of the proposed method, we perform with Multiple Signal Classification (MUSIC) on attained virtual samples to estimate frequencies and the results are shown in Fig. 1(a). As expected, a small compromise in accuracy exists for proposed strategy since we use a higher third-order statistics. However, the time delay of co-prime sampling is around 10^6 times longer than that of the Diophantine sampling.

In the case of DoA estimation, we randomly generate 3 and 10 independent sources, respectively. For the third order Diophantine array proposed, we select $p_1 = 4$, $p_2 = 3$ and

$p_3 = 5$, and thus totally 13 sensors are used. We still apply MUSIC algorithm with $L = 18$ and $L = 50$ snapshots. As analyzed before, we can find $O(L^2)$ samples to estimate an autocorrelation for each lag k . The simulations are run 100 times and the averaged RMSEs are shown in Fig. 1(b). We can see that the proposed strategy in some cases is even with better performance than classic coprime array. Furthermore, our method provides up to 159 DoF comparing to 57 in the co-prime array. Also, the minimal spacing between sensors is $3d$, comparing to d in all existing arrays.

B. Array Configuration

The second set of experiments we conduct is about the array configurations with a comprehensive comparison to existing sparse arrays. In the following, we use $\tau(j)$ to denote the number of adjacent sensor pairs whose corresponding spacing equals jd . First, we consider a third-order array shown in Section III, where we select $p_1 = 13$, $p_2 = 7$, $p_3 = 11$ with $N = 36$ sensors in total. Such construction provides 2337 DoF, of which associated histogram of τ is shown in Fig. 2. In comparison, we consider the regular nested array [29], with 37 sensors shown in Fig. 3 and augmented nested array [28], with 36 sensors shown in Fig. 4, which provide 687 and 865 DoF, respectively. Besides enhanced DoF, the proposed third-order Diophantine array is also of a greater sparsity with minimal spacing equaling $7d$ compared to d in existing arrays.

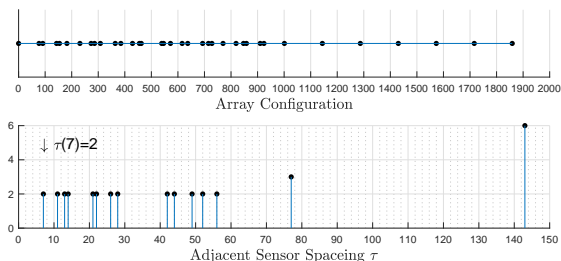


Fig. 2: Third-order Diophantine Array

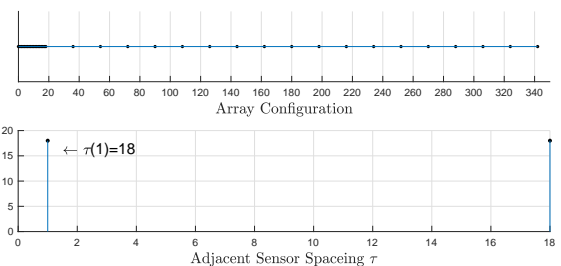


Fig. 3: Regular Nested Array [29]

In the following, we consider the higher order cases. By uniformly selecting $N_i = 5$, $i = 1, 2, 3, 4$, $M_1 = 25$ and $M_2 = 24$, we have a fourth-order shifted array defined in Section VI-A with $N = 22$ sensors. It provides 3445 DoF while the minimal sensor spacing equals $12d$. Similarly, by uniformly selecting $N_i = 5$, for $i = 1, 2, \dots, 6$, $M_1 = 125$ and $M_2 = 124$, we have a sixth-order shifted array defined in Section VI-A with $N = 36$ sensors and 271497 DoF. It is noted that the proposed fourth-order and sixth-order shifted Diophantine arrays are of $\Theta(N^2)$ and $\Theta(N^3)$ minimal spacing.

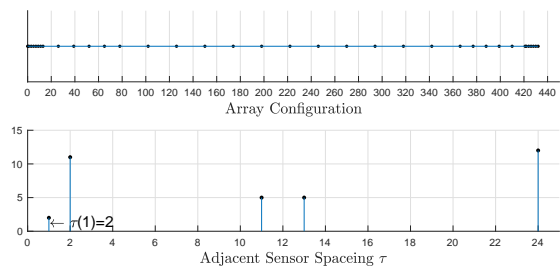


Fig. 4: Augmented Nested Array II [28]

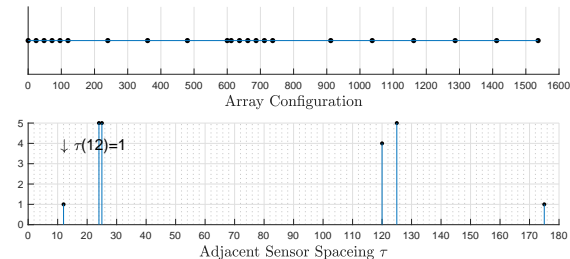


Fig. 5: Fourth-order Shifted Array

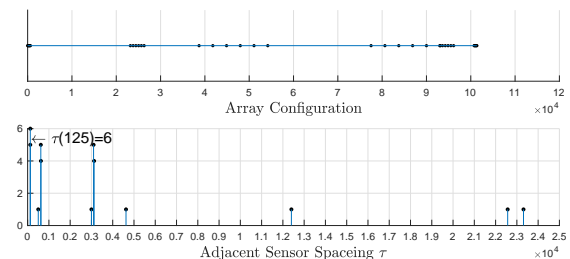


Fig. 6: Sixth-order Shifted Array

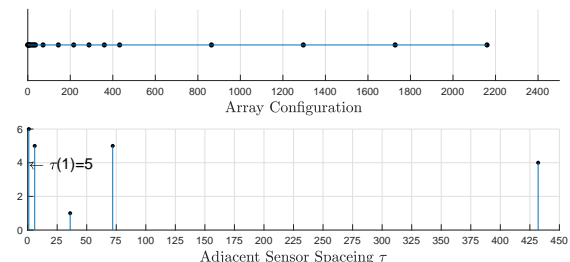


Fig. 7: Fourth-order Improved Nested Array [37]

As a comparison, we include the improved fourth-order nested array proposed in [30], shown in Fig. 7.

IX. CONCLUSION AND FUTURE DIRECTION

From a viewpoint of Diophantine equation and sparse ruler model, we present two sparse sensing frameworks to utilize higher-order statistics with stronger sampling efficiency. The techniques proposed in this paper shed light on how to efficiently coordinate multiple samplers either in temporal or spatial domain. Besides enhanced DoF, the Diophantine sampling and array proposed asymptotically match the optimal sampling delay and, especially for the array configuration design, it allows arbitrary sparsity given sufficiently many sensors. Meanwhile, we also leave several interesting open questions. For example on the minimal sensor spacing, whether for arbitrary $2q$ -th order array, it can match $O(N^q)$.

We only showed the possibility for the fourth and sixth order cases.

REFERENCES

- [1] L. Xiao and X.-G. Xia, "Error correction in polynomial remainder codes with non-pairwise coprime moduli and robust chinese remainder theorem for polynomials," *IEEE Transactions on Communications*, vol. 63, no. 3, pp. 605–616, 2015.
- [2] L. Xiao, X.-G. Xia, and H. Huo, "Towards robustness in residue number systems," *IEEE Transactions on Signal Processing*, vol. 65, no. 6, pp. 1497–1510, 2016.
- [3] H. Xiao, Y. Huang, Y. Ye, and G. Xiao, "Robustness in chinese remainder theorem for multiple numbers and remainder coding," *IEEE Transactions on Signal Processing*, vol. 66, no. 16, pp. 4347–4361, 2018.
- [4] H. Xiao and G. Xiao, "Notes on crt-based robust frequency estimation," *Signal processing*, vol. 133, pp. 13–17, 2017.
- [5] H. Xiao and G. Xiao, "On solving ambiguity resolution with robust chinese remainder theorem for multiple numbers," *IEEE Transactions on Vehicular Technology*, vol. 68, no. 5, pp. 5179–5184, 2019.
- [6] L. Xiao, X.-G. Xia, and Y.-P. Wang, "Exact and robust reconstructions of integer vectors based on multidimensional chinese remainder theorem (md-crt)," *IEEE Transactions on Signal Processing*, vol. 68, pp. 5349–5364, 2020.
- [7] H. Xiao, N. Du, Z. Wang, and G. Xiao, "Wrapped ambiguity gaussian mixed model with applications in sparse sampling based multiple parameter estimation," *Signal Processing*, vol. 179, p. 107825, 2021.
- [8] H. Xiao and G. Xiao, "A framework of topology-transparent scheduling based on polynomial ring," *IEEE Wireless Communications Letters*, vol. 8, no. 3, pp. 829–832, 2019.
- [9] P. Pal and P. P. Vaidyanathan, "Coprime sampling and the music algorithm," in *Digital Signal Processing Workshop and IEEE Signal Processing Education Workshop (DSP/SPE), 2011 IEEE*, pp. 289–294, IEEE, 2011.
- [10] P. P. Vaidyanathan and P. Pal, "Sparse sensing with co-prime samplers and arrays," *IEEE Transactions on Signal Processing*, vol. 59, no. 2, pp. 573–586, 2011.
- [11] C.-L. Liu and P. P. Vaidyanathan, "Coprime arrays and samplers for space-time adaptive processing," in *2015 IEEE International Conference on Acoustics, Speech and Signal Processing (ICASSP)*, pp. 2364–2368, IEEE, 2015.
- [12] P. Pal and P. Vaidyanathan, "Pushing the limits of sparse support recovery using correlation information," *IEEE Transactions on Signal Processing*, vol. 63, no. 3, pp. 711–726, 2015.
- [13] S. Qin, Y. D. Zhang, and M. G. Amin, "Doa estimation exploiting coprime frequencies," in *Wireless Sensing, Localization, and Processing IX*, vol. 9103, p. 91030E, International Society for Optics and Photonics, 2014.
- [14] S. Qin, Y. D. Zhang, M. G. Amin, and F. Gini, "Frequency diverse coprime arrays with coprime frequency offsets for multitarget localization," *IEEE Journal of Selected Topics in Signal Processing*, vol. 11, no. 2, pp. 321–335, 2017.
- [15] C. Zhou, Y. Gu, S. He, and Z. Shi, "A robust and efficient algorithm for coprime array adaptive beamforming," *IEEE Transactions on Vehicular Technology*, vol. 67, no. 2, pp. 1099–1112, 2018.
- [16] Z. Fu, P. Chargé, and Y. Wang, "Multi-rate coprime sampling for frequency estimation with increased degrees of freedom," *Signal Processing*, vol. 166, p. 107258, 2020.
- [17] Z. Zheng, T. Yang, W.-Q. Wang, and S. Zhang, "Robust adaptive beamforming via coprime coarray interpolation," *Signal Processing*, vol. 169, p. 107382, 2020.
- [18] Z. Fu, P. Chargé, and Y. Wang, "Coprime sampling with embedded random delays," *Signal Processing*, vol. 158, pp. 150–155, 2019.
- [19] S. Huang, H. Zhang, H. Sun, L. Yu, and L. Chen, "Frequency estimation of multiple sinusoids with three sub-nyquist channels," *Signal Processing*, vol. 139, pp. 96–101, 2017.
- [20] M. Wang and A. Nehorai, "Coarrays, music, and the cramér-rao bound," *IEEE Transactions on Signal Processing*, vol. 65, no. 4, pp. 933–946, 2017.
- [21] C. Li, L. Gan, and C. Ling, "Coprime sensing via chinese remaindering over quadratic fields—part i: Array designs," *IEEE Transactions on Signal Processing*, vol. 67, no. 11, pp. 2898–2910, 2019.
- [22] P. Pal and P. Vaidyanathan, "Nested arrays in two dimensions, part i: Geometrical considerations," *IEEE Transactions on Signal Processing*, vol. 60, no. 9, p. 4694, 2012.
- [23] P. Pal and P. Vaidyanathan, "Nested arrays in two dimensions, part ii: Application in two dimensional array processing," *IEEE Transactions on Signal Processing*, vol. 60, no. 9, pp. 4706–4718, 2012.
- [24] P. Vaidyanathan and P. Pal, "Theory of sparse coprime sensing in multiple dimensions," *IEEE Transactions on Signal Processing*, vol. 59, no. 8, pp. 3592–3608, 2011.
- [25] K. Han and A. Nehorai, "Nested array processing for distributed sources," *IEEE Signal Processing Letters*, vol. 21, no. 9, pp. 1111–1114, 2014.
- [26] C.-L. Liu and P. Vaidyanathan, "Super nested arrays: Linear sparse arrays with reduced mutual coupling—part ii: High-order extensions," *IEEE Transactions on Signal Processing*, vol. 64, no. 16, pp. 4203–4217, 2016.
- [27] C.-L. Liu and P. Vaidyanathan, "Super nested arrays: Linear sparse arrays with reduced mutual coupling—part ii: High-order extensions," *IEEE Transactions on Signal Processing*, vol. 64, no. 16, pp. 4203–4217, 2016.
- [28] J. Liu, Y. Zhang, Y. Lu, S. Ren, and S. Cao, "Augmented nested arrays with enhanced dof and reduced mutual coupling," *IEEE Transactions on Signal Processing*, vol. 65, no. 21, pp. 5549–5563, 2017.
- [29] P. Pal and P. Vaidyanathan, "Nested arrays: A novel approach to array processing with enhanced degrees of freedom," *IEEE Transactions on Signal Processing*, vol. 58, no. 8, pp. 4167–4181, 2010.
- [30] G. Qin, Y. D. Zhang, and M. Amin, "Doa estimation exploiting moving dilated nested arrays," *IEEE Signal Processing Letters*, 2019.
- [31] S. Qin, Y. D. Zhang, and M. G. Amin, "Generalized coprime array configurations for direction-of-arrival estimation," *IEEE Transactions on Signal Processing*, vol. 63, no. 6, pp. 1377–1390, 2015.
- [32] G. Qin, M. G. Amin, and Y. D. Zhang, "Doa estimation exploiting sparse array motions," *IEEE Transactions on Signal Processing*, vol. 67, no. 11, pp. 3013–3027, 2019.
- [33] P. Erdős and I. Gál, "On the representation of $1, 2, \dots, n$ by differences," *Indagationes Math*, vol. 10, pp. 379–382, 1948.
- [34] W. C. Babcock, "Intermodulation interference in radio systems frequency of occurrence and control by channel selection," *The Bell System Technical Journal*, vol. 32, no. 1, pp. 63–73, 1953.
- [35] J. Leech, "On the representation of $1, 2, \dots, n$ by differences," *Journal of the London Mathematical Society*, vol. 1, no. 2, pp. 160–169, 1956.
- [36] P. Pal and P. Vaidyanathan, "Multiple level nested array: An efficient geometry for $2q$ th order cumulant based array processing," *IEEE Transactions on Signal Processing*, vol. 60, no. 3, pp. 1253–1269, 2011.
- [37] Q. Shen, W. Liu, W. Cui, S. Wu, and P. Pal, "Simplified and enhanced multiple level nested arrays exploiting high-order difference co-arrays," *IEEE Transactions on Signal Processing*, vol. 67, no. 13, pp. 3502–3515, 2019.
- [38] D. G. Chachlakis, P. P. Markopoulos, and F. Ahmad, "The mean-squared-error of autocorrelation sampling in coprime arrays," in *2017 IEEE 7th International Workshop on Computational Advances in Multi-Sensor Adaptive Processing (CAMSAP)*, pp. 1–5, IEEE, 2017.
- [39] C.-L. Liu and P. Vaidyanathan, "Remarks on the spatial smoothing step in coarray music," *IEEE Signal Processing Letters*, vol. 22, no. 9, pp. 1438–1442, 2015.
- [40] S. Qin, Y. D. Zhang, and M. G. Amin, "High-resolution frequency estimation using generalized coprime sampling," in *Mobile Multimedia/Image Processing, Security, and Applications 2015*, vol. 9497, p. 94970K, International Society for Optics and Photonics, 2015.
- [41] G. H. Hardy, E. M. Wright, et al., *An introduction to the theory of numbers*. Oxford university press, 1979.
- [42] S. Qin, Y. D. Zhang, and M. G. Amin, "Doa estimation of mixed coherent and uncorrelated targets exploiting coprime mimo radar," *Digital Signal Processing*, vol. 61, pp. 26–34, 2017.
- [43] S. Qin, Y. D. Zhang, M. G. Amin, and F. Gini, "Frequency diverse coprime arrays with coprime frequency offsets for multitarget localization," *IEEE Journal of Selected Topics in Signal Processing*, vol. 11, no. 2, pp. 321–335, 2017.
- [44] Q. Wu and Q. Liang, "Coprime sampling for nonstationary signal in radar signal processing," *EURASIP Journal on Wireless Communications and Networking*, vol. 2013, no. 1, p. 58, 2013.
- [45] J.-D. Lin, W.-H. Fang, Y.-Y. Wang, and J.-T. Chen, "Fsf music for joint doa and frequency estimation and its performance analysis," *IEEE Transactions on Signal Processing*, vol. 54, no. 12, pp. 4529–4542, 2006.
- [46] P. Chevalier, A. Ferréol, and L. Albera, "High-resolution direction finding from higher order statistics: The $2rmq$ -music algorithm," *IEEE Transactions on signal processing*, vol. 54, no. 8, pp. 2986–2997, 2006.
- [47] J.-F. Cardoso and E. Moulines, "Asymptotic performance analysis of direction-finding algorithms based on fourth-order cumulants," *IEEE transactions on Signal Processing*, vol. 43, no. 1, pp. 214–224, 1995.

- [48] P. Chevalier and A. Ferreol, "On the virtual array concept for the fourth-order direction finding problem," *IEEE Transactions on Signal Processing*, vol. 47, no. 9, pp. 2592–2595, 1999.
- [49] Q. Shen, W. Liu, W. Cui, and S. Wu, "Extension of nested arrays with the fourth-order difference co-array enhancement," in *2016 IEEE International Conference on Acoustics, Speech and Signal Processing (ICASSP)*, pp. 2991–2995, IEEE, 2016.
- [50] Q. Shen, W. Liu, W. Cui, and S. Wu, "Extension of co-prime arrays based on the fourth-order difference co-array concept," *IEEE Signal Processing Letters*, vol. 23, no. 5, pp. 615–619, 2016.
- [51] J. Cai, W. Liu, R. Zong, and Q. Shen, "An expanding and shift scheme for constructing fourth-order difference coarrays," *IEEE Signal Processing Letters*, vol. 24, no. 4, pp. 480–484, 2017.
- [52] T. H. Al Mahmud, Z. Ye, K. Shabir, R. Zheng, and M. S. Islam, "Off-grid doa estimation aiding virtual extension of coprime arrays exploiting fourth order difference co-array with interpolation," *IEEE Access*, vol. 6, pp. 46097–46109, 2018.
- [53] Q. Shen, W. Liu, W. Cui, S. Wu, and P. Pal, "Simplified and enhanced multiple level nested arrays exploiting high-order difference co-arrays," *IEEE Transactions on Signal Processing*, vol. 67, no. 13, pp. 3502–3515, 2019.