
CROSS-QUALITY LFW: A DATABASE FOR ANALYZING CROSS-RESOLUTION IMAGE FACE RECOGNITION IN UNCONSTRAINED ENVIRONMENTS

A PREPRINT

✉ **Martin Knoche** **Stefan Hörman** ✉ **Gerhard Rigoll**
Chair of Human-Machine Communication
Technical University
Munich, Germany
Martin.Knoche@tum.de

August 27, 2021

ABSTRACT

Real-world face recognition applications often deal with suboptimal image quality or resolution due to different capturing conditions such as various subject-to-camera distances, poor camera settings, or motion blur. This characteristic has an unignorable effect on performance. Recent cross-resolution face recognition approaches used simple, arbitrary, and unrealistic down- and up-scaling techniques to measure robustness against real-world edge-cases in image quality. Thus, we propose a new standardized benchmark dataset and evaluation protocol derived from the famous Labeled Faces in the Wild (LFW). In contrast to previous derivatives, which focus on pose, age, similarity, and adversarial attacks, our Cross-Quality Labeled Faces in the Wild (XQLFW) maximizes the quality difference. It contains only more realistic synthetically degraded images when necessary. Our proposed dataset is then used to further investigate the influence of image quality on several state-of-the-art approaches. With XQLFW, we show that these models perform differently in cross-quality cases, and hence, the generalizing capability is not accurately predicted by their performance on LFW. Additionally, we report baseline accuracy with recent deep learning models explicitly trained for cross-resolution applications and evaluate the susceptibility to image quality. To encourage further research in cross-resolution face recognition and incite the assessment of image quality robustness, we publish the database and code for evaluation.¹

1 INTRODUCTION

Current state-of-the-art face recognition systems [1–3] show superior performance on several standard face recognition benchmarks in unconstrained environments (e.g., MegaFace [4], IJB-A [5], or LFW [6]), almost reaching saturation levels on LFW. But do these results generalize to more challenging scenarios or edge-cases? Multiple benchmarks focus on specific properties like age [7, 8] or pose [9, 10] to enhance the difficulty, which results in a substantial drop in performance. Other works on occlusions [11] or transferable adversarial attacks [12] also report decreasing performances with modified databases.

In real-world face recognition applications, the quality and resolution of the examined images vary due to different camera settings or the subject-to-camera distance. Comparing two faces, comprising a different image resolution or quality, is often referred to as cross-resolution problem. This inequality of image resolution substantially affects the performance, and hence, several methods studied cross-resolution face verification [13–21]. To evaluate cross-resolution face recognition systems, they simulate a lower image resolution by down- and up-sampling with bicubic or bilinear kernels. However, several studies [22–25] on image super-resolution showed that real low-resolution images differ from synthetically generated images. Moreover, sampling kernels vary across software packages and make a fair comparison

¹Code, dataset and evaluation protocol available at <https://martlgap.github.io/xqlfw>

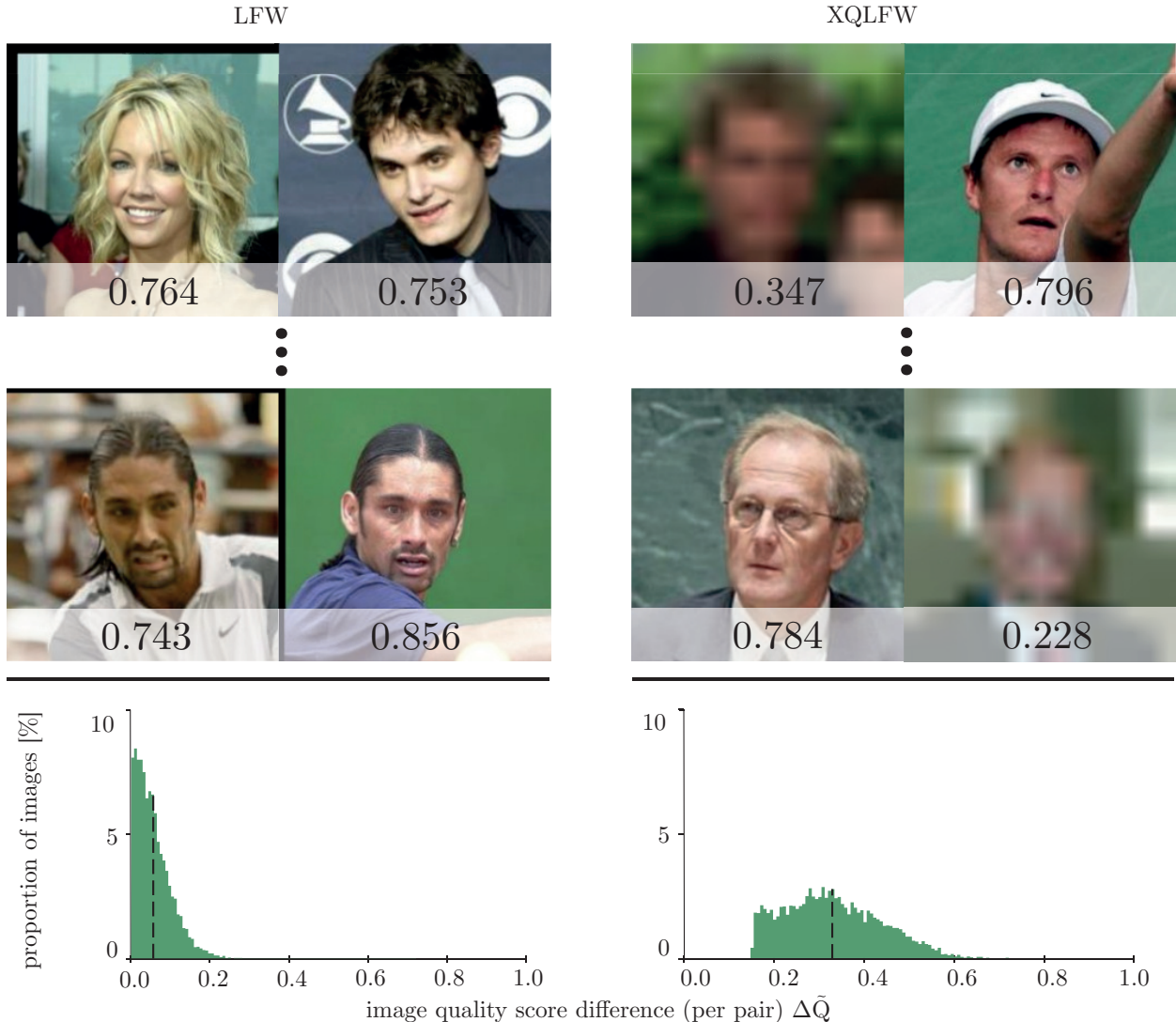


Figure 1: Comparison between LFW and our proposed XQLFW dataset with two example image pairs, image quality scores, and the distribution of the absolute difference in image quality per pair.

impossible. This circumstance motivates us to dig deeper into the LFW database and analyze it according to image resolution and quality.

Modern face recognition systems often rely on a fixed input image resolution of 112×112 px determined by the resolution of training images. But the pixel dimensions do not necessarily correspond to the real resolution of the image. LFW, for example, contains loosely cropped images with 250×250 px resolution, with a facial region covering $\approx 112 \times 112$ px. We cannot be sure that all images are captured with exactly that resolution. Since images are crawled from the web, they are very likely down- or up-sampled beforehand. Besides characteristic camera motion blur or bad lighting conditions, the lower original image resolution constitutes a reason for encountering images with inferior quality in the LFW database. However, the inherent quality difference within pairs of the LFW database is tiny. Fig. 1 shows two example pairs of LFW and the distribution of image quality score differences per pair, demonstrating a small variance of image quality within the database.

To enlarge the quality variance and thus to test the robustness of face recognition systems against image quality, we use a more realistic method to synthetically deteriorate images and create a modified Cross-Quality LFW dataset (XQLFW). Fig. 1 depicts two example pairs of our proposed XQLFW, demonstrating a more considerable quality difference per pair. The distribution of quality score differences per pair of our XQLFW protocol compared to LFW in Fig. 1 is shifted to the right, which indicates a wider variety of image quality in our proposed evaluation protocol.

Our main contributions can be summarized as follows:

- We continue research on the LFW database and show that image quality variation inside the evaluation protocol is tiny.
- We establish a more challenging and realistic database to evaluate the robustness of face recognition systems towards cross-resolution image quality.
- We maintain the dataset size, image ensemble, and face verification protocol rules of LFW and thereby ensure disjoint identities in training and testing datasets.
- We report and analyze the robustness of face recognition performance for several state-of-the-art approaches on our novel XQLFW evaluation protocol and reveal large discrepancies in the generalization performance of several state-of-the-art face recognition approaches.

2 RELATED WORK

2.1 Datasets

Most of the publicly available databases concentrate exclusively on rather high-resolution images (e.g., LFW [6], IJB-A [5], IJB-B [26], MegaFace [4], AgeDB [7], CFP [10]) or rather low-resolution images (e.g. TinyFaces [27]). SCFace [28], for example, combines high- and low-resolutions but contains only 130 subjects, which makes it not suitable for performance evaluation of cross-resolution face recognition due to its poor generalization.

To overcome the saturating performance on the LFW dataset, other LFW derivatives were created in recent years. For example, Zheng et al. [8, 9] focused on significant age and pose variance within the evaluation protocol and provided the cross-age and cross-pose LFW dataset (CALFW, CPLFW). While Zhong et al. [12] investigated the vulnerability of face recognition systems against transferable adversarial attacks and proposed a novel Transferable Adversarial LFW dataset (TALFW), Deng et al. [29] analyzes the robustness against similar looking faces and propose a new challenging evaluation protocol (SLLFW).

Facial occlusions are studied in the following works: The authors of [11] analyzed the impact of occlusions and proposed the PartialLFW evaluation dataset, which contains face images with synthetically generated occlusions on different facial landmarks. Eyeglass-robustness of face recognition systems was analyzed by Guo et al. [30]. Recently, in [31] and [32] LFW is extended with synthetically added face masks.

In contrast, our XQLFW evaluation protocol aims to show how well face recognition performs under realistic edge-case scenarios in the scope of image quality.

2.2 Image Quality Metrics

Reference-based image quality assessment approaches compare the image quality between two or more images. In contrast, no-reference-based methods focus on a single image and report an independent, absolute score, representing the quality of the image. In this work, we use no-reference-based metrics to assess each image’s quality independently. Kamble et al. [33] presented an exhaustive enumeration of no-reference-based approaches in their work.

We distinguish between non-face-specific metrics (e.g., BRISQUE [34], sharpness [35]) and face-specific metrics in the following: In [36], the authors presented a two-stream convolutional neural network that quickly and accurately predicts the face quality score. Another approach was suggested by Khryashchev et al. [37]. They propose a novel metric-based image quality assessment using resolution, sharpness, symmetry, blur, and face landmarks. Recently, Terhörst et al. [38] studied the unsupervised estimation of face image quality based on stochastic embedding robustness (SER-FIQ).

2.3 Cross-Resolution Face Recognition

Cross-resolution face recognition can be categorized into two groups: 1) transformation-based approaches [15, 17, 18], which first transform images into the same resolution or quality space and then apply face recognition. 2) non-transformation based approaches [13, 14, 19, 39], which directly project facial features of different image resolutions/qualities into the same space.

However, a fair performance comparison across different approaches is impeded by different evaluation protocols and image down-sampling methods for benchmarks. Thus, we deduct the need for a standardized cross-resolution database to more accurately gauge performance on realistic and challenging cross-quality images.

3 CONSTRUCTING XQLFW

3.1 Image Quality Assessment

First, we evaluate the BRISQUE [34] and SER-FIQ [38] scores on every single image of the LFW database. To mitigate effects from the background around the face, we crop and align all images with MTCNN [40] as in [1]. While BRISQUE measures the visual quality of an image, SER-FIQ evaluates the quality of the face itself via facial feature assessment (i.e., occlusions or extreme head poses) result in a meaningless identity feature and thus reflect poor quality). A correlation coefficient of -0.021 for the complete LFW database proves the independence of both metrics. For a combination of both, we first normalize each score $Q_m(\cdot)$, $m \in \{\text{BRISQUE}, \text{SER-FIQ}\}$ for a given image I such that they both lie in the same value range $[0, 1]$:

$$\tilde{Q}_m(I) = \frac{\min(\max(q_{\min, m}, Q_m(I)), q_{\max, m})}{q_{\max, m} - q_{\min, m}} \quad (1)$$

For $\tilde{Q}_{\text{BRISQUE}}(\cdot)$, we set $q_{\min, \text{BRISQUE}} = 0$ and $q_{\max, \text{BRISQUE}} = 100$, which correspond to the minimum and maximum possible values reported in [34]. During the normalization of $\tilde{Q}_{\text{SER-FIQ}}(\cdot)$, we use minimum and maximum values of 0.78 and 0.91, to capture the full range of image quality. Then, we calculate the normalized combined image quality score $\tilde{Q}(\cdot)$ for a given image I using both normalized scores as follows:

$$\tilde{Q}(I) = \frac{1 - \tilde{Q}_{\text{BRISQUE}}(I) + \tilde{Q}_{\text{SER-FIQ}}(I)}{2} \quad (2)$$

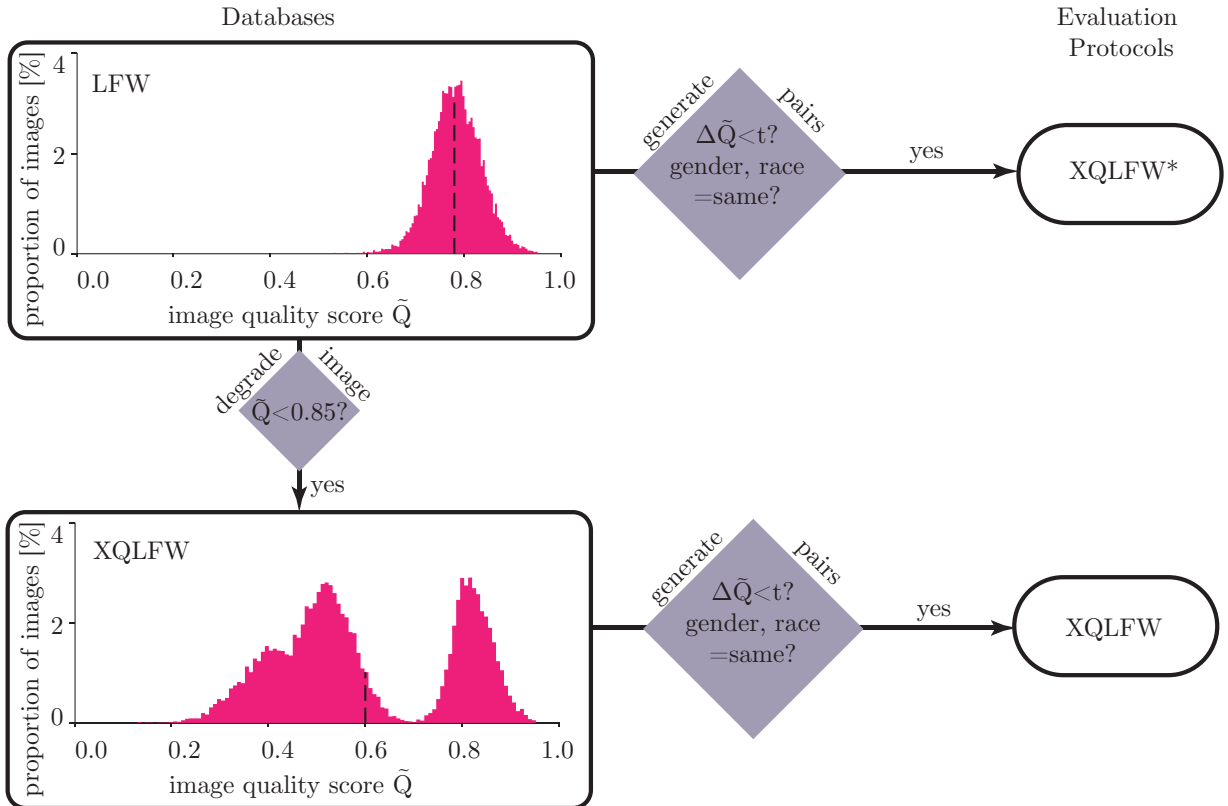


Figure 2: Pipeline for the construction of the proposed cross-quality labeled faces in the wild (XQLFW) evaluation protocol.

3.2 Evaluation Protocol Construction Details

The Labeled Faces in the Wild database (LFW) contains 13233 images from 5749 unique identities. The number of images per identity varies from 1 up to 530. The LFW View-2 evaluation protocol defines 3000 image pairs with the same identity (genuine) and 3000 image pairs with different identity (imposter).

To construct the XQLFW evaluation protocol, we follow the same procedure as Huang et al. [6] proposed for the LFW View-2 evaluation protocol. Genuine pairs are formed iteratively: First, we randomly pick one identity from all identities with at least two images. Two different images were selected at random from this given identity and added to the evaluation protocol if that specific pair was not already added previously. The whole process is repeated until 3000 pairs are found.

Imposter pairs are formed iteratively as follows: First, we randomly pick two identities out of all identities. If this specific combination of identities is already present in the protocol, we repeat this step. From each identity, one image is then selected at random. Similar to [9] and [8], gender and race are forced to be equal by using the attributes provided by [6]. This process is also repeated until 3000 pairs are generated.

3.3 Synthetic Image Quality Deterioration

To further increase the per pair image quality score difference $\Delta\tilde{Q}$ within the evaluation protocol, we introduce a threshold t for a minimum score difference and apply synthetic image deterioration. The process is described as follows: We loop over each identity in the database and synthetically deteriorate images if: 1) $\Delta\tilde{Q}$ is below a quality threshold of 0.85 and 2) the number of deteriorated images within an identity does not exceed half the number of images of that identity. This procedure assures that a certain amount of high-quality images remains for each identity.

Several works [22–25] argue that simple down- and up-sampling images with, e.g., bicubic or bilinear kernels, is not sufficiently reflecting real low image resolution. In contrast to previous works, we therefore use the method from Bell et al. [25] to blur and then sub-sample each image with a different, randomly generated 21×21 px Gaussian an-isotropic kernel. Scale factors are randomly chosen from the following list $\{3, 4, 5, 6, 7, 8, 10, 12, 14, 16\}$. Additionally, we specifically apply deterioration to rather low-quality images only. Experiments demonstrate that this synthetic image resolution reduction highly correlates with our combined image quality score.

As depicted in Fig. 2, we follow this construction protocol and generate two evaluation protocols using a threshold $t = 0.15$: 1) XQLFW*, which is developed from the original LFW database and 2) XQLFW, which is developed from the synthetically deteriorated XQLFW database. Fig. 2 additionally illustrates the different distributions of image quality scores within both source databases.

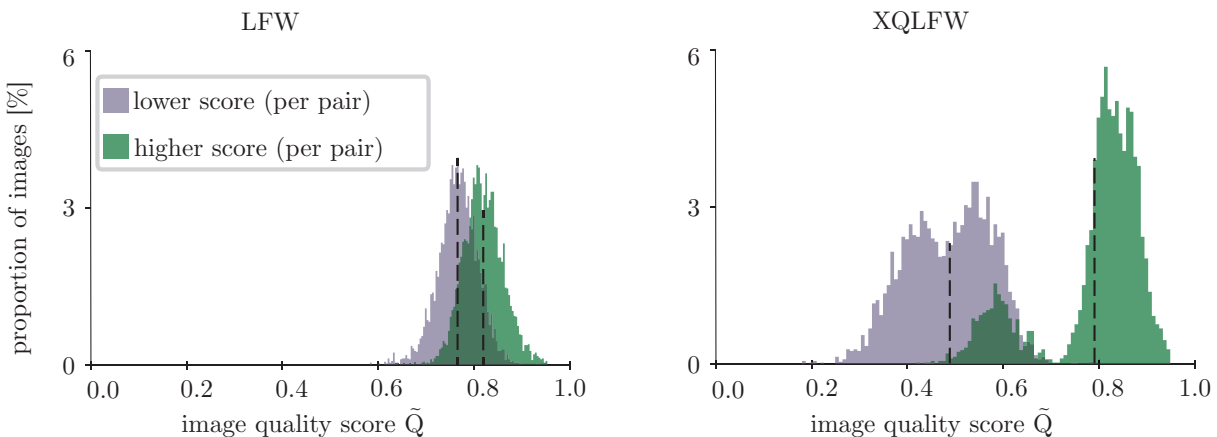


Figure 3: Combined image quality score distribution \tilde{Q} for LFW and XQLFW with the lower (grey) and higher (green) score of every image pair.

Table 1: Comparison of the mean image quality difference $\varnothing\Delta\tilde{Q}$ and number of unique identities and images of several databases.

	LFW	XQLFW*	XQLFW	CPLFW	CALFW	SLLFW
$\varnothing\Delta\tilde{Q}$	0.056	0.177	0.327	0.078	0.046	0.054
identities	4281	2450	3743	2296	2997	2810
images	7701	4395	7263	5984	7167	6091

3.4 Comparison of LFW and XQLFW

The LFW database mainly contains images with a score \tilde{Q} in the range of 0.7 to 0.9. In contrast, XQLFW principally consists of two groups of images with \tilde{Q} in the range of 0.7 to 0.9 corresponding to the non-degraded images from the LFW, and additionally, 0.25 to 0.65. This database characteristic enables imposter and genuine image pairs with an extensive image quality score difference. We report an average $\Delta\tilde{Q}$ of 0.177 for XQLFW* and 0.327 for XQLFW, compared to the relatively low average $\Delta\tilde{Q}$ of 0.056 for LFW (c.f. Table 1). The comparatively large average $\Delta\tilde{Q}$ score of 0.078 in CPLFW also reveals the susceptibility of the SER-FIQ metric against extreme head pose variations.

In Fig. 3, we depict the image quality distribution for LFW and XQLFW. To highlight the quality score differences between both images of a pair, we employ different colors for the lower and higher image quality score of every image pair. In contrast to LFW, one can see the widening gap of scores in XQLFW, which implicates a significantly larger quality score difference (c.f. also Fig. 1). By not strictly picking the image with higher \tilde{Q} exclusively but also from the degraded images and allowing to select a degraded image, we also include a relatively small amount of cross-resolution pairs with both images having rather low quality (c.f. Fig. 3).

Moreover, we state the number of unique identities and images for the resulting evaluation protocols and compare them to LFW, CALFW, CPLFW, and SLLFW (c.f. Table 1). Due to the relatively small image quality variations within the LFW database, the construction of XQLFW* leads to excessive use of particular identities and images. E.g., mainly the rare identities with large quality variation within the images are preferably chosen for genuine pairs. Consequently, the XQLFW* evaluation protocol contains only 2450 identities and 4395 unique images, thus lacking generality. CALFW, CPLFW, and SLLFW similarly have fewer unique identities and images compared to LFW. However, our proposed evaluation protocol (XQLFW), derived from the deteriorated database, contains 3743 individual identities and 7263 images, topmost among other LFW derivatives mentioned in Table 1.

4 FACE RECOGNITION BENCHMARK

We benchmark the evaluation protocols XQLFW* and XQLFW with several state-of-the-art face recognition approaches (all using a cleaned version of MS1M [41] for training). Table 2 depicts our XQLFW, the original LFW, and the non-degraded variant XQLFW* with a threshold $t = 0.15$ and denotes face verification accuracy. The small decrease in performance for XQLFW* underlines the requirement of further deterioration of images to measure the susceptibility of face recognition systems to image quality. While the performance on XQLFW drops substantially for ArcFace [1] and

²We trained this network using the following re-implementation of ArcFace <https://github.com/peteryuX/arcface-tf2>

Table 2: Face verification accuracy (%) for several state-of-the-art approaches on LFW and our generated evaluation protocols. The absolute decrease with respect to LFW is shown in brackets.

Model	LFW	XQLFW*	XQLFW
ArcFace [1] ²	99.50	99.13 (−0.37)	74.22 (−25.28)
MagFace [2]	99.63	99.35 (−0.28)	76.95 (−22.68)
FaceTransformer [3]	99.70	99.35 (−0.35)	87.90 (−11.80)
BT-M [13]	99.30	99.10 (−0.20)	83.60 (−15.70)
ST-M1 [13]	97.30	96.50 (−0.80)	90.97 (−6.33)
ST-M2 [13]	95.87	94.77 (−1.10)	90.82 (−5.05)

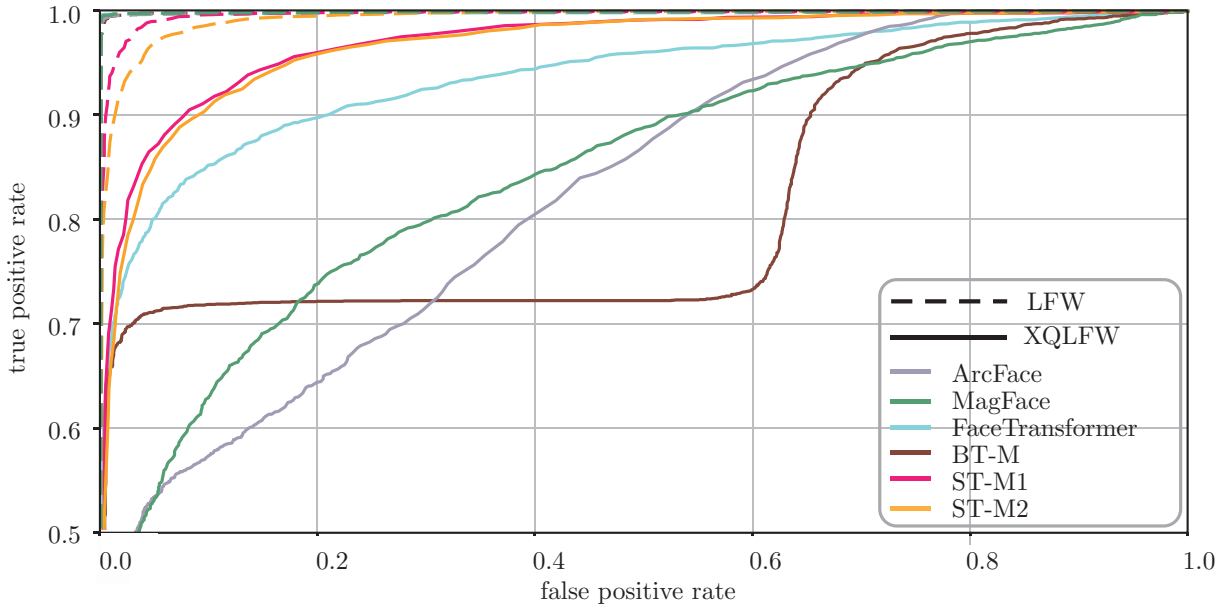


Figure 4: ROC curves of several state-of-the-art face recognition approaches on LFW and our proposed XQLFW evaluation protocol.

MagFace [2], the decrease of accuracy for BT-M, ST-M1, and ST-M2 from [13] is moderate. This comparatively small worsening is reasonable due to the specific training methods, which aim for a resolution-robust network. However, the performance of ST-M1 and ST-M2 is considerably lower on LFW, which is a huge drawback.

Interestingly, the performance of the FaceTransformer approach [3] is remarkably good on the XQLFW protocol. We conclude that the Transformer [42] architecture, which is heavily used in speech recognition, applied in the FaceTransformer network, is less susceptible to image resolution or quality than classical CNN architectures.

Fig. 4 shows the receiver operating characteristic curve for several state-of-the-art models on LFW and our proposed XQLFW evaluation protocol. Interestingly, the FaceTransformer approach outperforms all other models on XQLFW at very low false positive rates, whereas ST-M1 and ST-M2 clearly perform best at higher false positive rates. The BT-M model performs considerably better for about two-thirds of the database but struggles with the remaining third.

5 CONCLUSIONS

This paper introduces a novel face recognition benchmark protocol constructed from the well-known LFW database: Cross-Quality Labeled Faces in the Wild (XQLFW). This dataset focuses on significant image quality variations and thus, evaluates face recognition systems on their robustness against image quality or resolution. We first synthetically deteriorate a fraction of images from the original LFW database via blurring with random variations of Gaussian kernels to enhance the quality variation. We then randomly generate image pairs and construct our evaluation protocol while: 1) maintaining the characteristics of the original LFW evaluation protocol (View-2), hence, being easy-integrable, 2) keeping gender and race equality to be consistent with genuine pairs, and 3) using a considerable number of identities to preserve generality. A benchmark of several state-of-the-art approaches shows that superior face recognition performance on standard datasets like LFW is not necessarily correlated to the challenging and more realistic XQLFW. We conclude that our dataset provides new insights and helps to better understand and further develop real-world applicable face recognition systems.

References

- [1] Jiankang Deng, Jia Guo, Niannan Xue, and Stefanos Zafeiriou, "Arcface: Additive angular margin loss for deep face recognition," in *IEEE/CVF Conference on Computer Vision and Pattern Recognition (CVPR)*, 2019, pp. 4690–4699.
- [2] Qiang Meng, Shichao Zhao, Zhida Huang, and Feng Zhou, "Magface: A universal representation for face recognition and quality assessment," in *IEEE/CVF Conference on Computer Vision and Pattern Recognition (CVPR)*, 2021, pp. 14225–14234.
- [3] Yaoyao Zhong and Weihong Deng, "Face transformer for recognition," *arXiv preprint arXiv:2103.14803*, 2021.
- [4] Ira Kemelmacher-Shlizerman, Steven M Seitz, Daniel Miller, and Evan Brossard, "The megaface benchmark: 1 million faces for recognition at scale," in *IEEE Conference on Computer Vision and Pattern Recognition (CVPR)*, 2016, pp. 4873–4882.
- [5] Brendan F Klare, Ben Klein, Emma Taborsky, Austin Blanton, Jordan Cheney, Kristen Allen, Patrick Grother, Alan Mah, and Anil K Jain, "Pushing the frontiers of unconstrained face detection and recognition: Iarpa janus benchmark a," in *IEEE Conference on Computer Vision and Pattern Recognition (CVPR)*, 2015, pp. 1931–1939.
- [6] Gary B Huang, Marwan Mattar, Tamara Berg, and Eric Learned-Miller, "Labeled faces in the wild: A database for studying face recognition in unconstrained environments," in *Workshop on faces in 'Real-Life' Images: detection, alignment, and recognition*, 2008.
- [7] Stylianos Moschoglou, Athanasios Papaioannou, Christos Sagonas, Jiankang Deng, Irene Kotsia, and Stefanos Zafeiriou, "Agedb: The first manually collected, in-the-wild age database," in *IEEE Conference on Computer Vision and Pattern Recognition Workshops (CVPRW)*, 2017, pp. 1997–2005.
- [8] Tianyue Zheng, Weihong Deng, and Jiani Hu, "Cross-age LFW: A database for studying cross-age face recognition in unconstrained environments," *CoRR*, vol. abs/1708.08197, 2017.
- [9] T. Zheng and W. Deng, "Cross-pose lfw: A database for studying cross-pose face recognition in unconstrained environments," Tech. Rep. 18-01, Beijing University of Posts and Telecommunications, February 2018.
- [10] Soumyadip Sengupta, Jun-Cheng Chen, Carlos Castillo, Vishal M Patel, Rama Chellappa, and David W Jacobs, "Frontal to profile face verification in the wild," in *IEEE Winter Conference on Applications of Computer Vision (WACV)*. IEEE, 2016, pp. 1–9.
- [11] Stefan Hörmann, Zeyuan Zhang, Martin Knoche, Torben Teepe, and Gerhard Rigoll, "Attention-based partial face recognition," *arXiv preprint arXiv:2106.06415*, 2021.
- [12] Yaoyao Zhong and Weihong Deng, "Towards transferable adversarial attack against deep face recognition," *IEEE Transactions on Information Forensics and Security*, 2020.
- [13] Martin Knoche, Stefan Hörmann, and Gerhard Rigoll, "Image resolution susceptibility of face recognition models," *arXiv preprint arXiv:2107.03769*, 2021.
- [14] Fabio Valerio Massoli, Giuseppe Amato, and Fabrizio Falchi, "Cross-resolution learning for face recognition," *Image and Vision Computing*, vol. 99, pp. 103927, 2020.
- [15] Ze Lu, Xudong Jiang, and Alex Kot, "Deep coupled resnet for low-resolution face recognition," *IEEE Signal Processing Letters*, vol. 25, no. 4, pp. 526–530, 2018.
- [16] Erfan Zangeneh, Mohammad Rahmati, and Yalda Mohsenzadeh, "Low resolution face recognition using a two-branch deep convolutional neural network architecture," *Expert Systems with Applications*, vol. 139, pp. 112854, 2020.
- [17] Vahid Reza Khazaie, Nicky Bayat, and Yalda Mohsenzadeh, "Ipu-net: Multi scale identity-preserved u-net for low resolution face recognition," *arXiv preprint arXiv:2010.12249*, 2020.
- [18] Veeru Talreja, Fariborz Taherkhani, Matthew C Valenti, and Nasser M Nasrabadi, "Attribute-guided coupled gan for cross-resolution face recognition," in *10th IEEE International Conference on Biometrics Theory, Applications and Systems (BTAS)*. IEEE, 2019, pp. 1–10.
- [19] Sivaram Prasad Mudunuri, Soubhik Sanyal, and Soma Biswas, "Genlr-net: Deep framework for very low resolution face and object recognition with generalization to unseen categories," in *IEEE/CVF Conference on Computer Vision and Pattern Recognition Workshops (CVPRW)*. IEEE, 2018, pp. 602–60209.
- [20] Shiming Ge, Shengwei Zhao, Chenyu Li, and Jia Li, "Low-resolution face recognition in the wild via selective knowledge distillation," *IEEE Transactions on Image Processing*, vol. 28, no. 4, pp. 2051–2062, 2018.
- [21] Dan Zeng, Hu Chen, and Qijun Zhao, "Towards resolution invariant face recognition in uncontrolled scenarios," in *International Conference on Biometrics (ICB)*, 2016, pp. 1–8.
- [22] Xiaozhong Ji, Yun Cao, Ying Tai, Chengjie Wang, Jilin Li, and Feiyue Huang, "Real-world super-resolution via kernel estimation and noise injection," in *IEEE/CVF Conference on Computer Vision and Pattern Recognition Workshops (CVPRW)*, 2020, pp. 466–467.
- [23] Kai Zhang, Wangmeng Zuo, and Lei Zhang, "Deep plug-and-play super-resolution for arbitrary blur kernels," in *IEEE Conference on Computer Vision and Pattern Recognition (CVPR)*, 2019, pp. 1671–1681.
- [24] Ruofan Zhou and Sabine Süsstrunk, "Kernel modeling super-resolution on real low-resolution images," in *International Conference on Computer Vision (ICCV)*, 2019.

- [25] Sefi Bell-Kligler, Assaf Shocher, and Michal Irani, “Blind super-resolution kernel estimation using an internal-gan,” *arXiv preprint arXiv:1909.06581*, 2019.
- [26] Cameron Whitelam, Emma Taborsky, Austin Blanton, Brianna Maze, Jocelyn Adams, Tim Miller, Nathan Kalka, Anil K Jain, James A Duncan, Kristen Allen, et al., “Iarpa janus benchmark-b face dataset,” in *IEEE Conference on Computer Vision and Pattern Recognition Workshops (CVPRW)*, 2017, pp. 90–98.
- [27] Zhiyi Cheng, Xiatian Zhu, and Shaogang Gong, “Low-resolution face recognition,” in *Asian Conference on Computer Vision*. Springer, 2018, pp. 605–621.
- [28] Mislav Grgic, Kresimir Delac, and Sonja Grgic, “Sface–surveillance cameras face database,” *Multimedia Tools and Applications*, vol. 51, no. 3, pp. 863–879, 2011.
- [29] Weihong Deng, Jiani Hu, Nanhai Zhang, Binghui Chen, and Jun Guo, “Fine-grained face verification: Fglfw database, baselines, and human-dcmn partnership,” *Pattern Recognition*, vol. 66, pp. 63–73, 2017.
- [30] Jianzhu Guo, Xiangyu Zhu, Zhen Lei, and Stan Z Li, “Face synthesis for eyeglass-robust face recognition,” in *Chinese Conference on Biometric Recognition*. Springer, 2018, pp. 275–284.
- [31] Zhongyuan Wang, Guangcheng Wang, Baojin Huang, Zhangyang Xiong, Qi Hong, Hao Wu, Peng Yi, Kui Jiang, Nanxi Wang, Yingjiao Pei, et al., “Masked face recognition dataset and application,” *arXiv preprint arXiv:2003.09093*, 2020.
- [32] David Montero, Marcos Nieto, Peter Leskovsky, and Naiara Aginako, “Boosting masked face recognition with multi-task arcfac,” *arXiv preprint arXiv:2104.09874*, 2021.
- [33] Vipin Kamble and K. Bhurchandi, “No-reference image quality assessment algorithms: A survey,” *Optik - International Journal for Light and Electron Optics*, vol. 126, pp. 1090–1097, 05 2015.
- [34] Anish Mittal, Anush Krishna Moorthy, and Alan Conrad Bovik, “No-reference image quality assessment in the spatial domain,” *IEEE Transactions on Image Processing*, vol. 21, no. 12, pp. 4695–4708, 2012.
- [35] Jayant Kumar, Francine Chen, and David Doermann, “Sharpness estimation for document and scene images,” in *21st International Conference on Pattern Recognition (ICPR)*. IEEE, 2012, pp. 3292–3295.
- [36] Fei Yang, Xiaohu Shao, Lijun Zhang, Pingling Deng, Xiangdong Zhou, and Yu Shi, “Dfqa: Deep face image quality assessment,” in *International Conference on Image and Graphics*. Springer, 2019, pp. 655–667.
- [37] Vladimir Khryashchev, Ilya Nenakhov, Anton Lebedev, and Andrey Priorov, “Evaluation of face image quality metrics in person identification problem,” in *19th IEEE Conference of Open Innovations Association FRUCT*, 11 2016, vol. 420, pp. 80–87.
- [38] Philipp Terhorst, Jan Niklas Kolf, Naser Damer, Florian Kirchbuchner, and Arjan Kuijper, “Ser-fiq: Unsupervised estimation of face image quality based on stochastic embedding robustness,” in *IEEE/CVF Conference on Computer Vision and Pattern Recognition (CVPR)*, 2020, pp. 5651–5660.
- [39] Maneet Singh, Shruti Nagpal, Mayank Vatsa, Richa Singh, and Angshul Majumdar, “Identity aware synthesis for cross resolution face recognition,” in *IEEE Conference on Computer Vision and Pattern Recognition Workshops (CVPRW)*, 2018, pp. 479–488.
- [40] K. Zhang, Z. Zhang, Z. Li, and Y. Qiao, “Joint face detection and alignment using multitask cascaded convolutional networks,” *IEEE Signal Processing Letters*, vol. 23, no. 10, pp. 1499–1503, Oct 2016.
- [41] Yandong Guo, Lei Zhang, Yuxiao Hu, Xiaodong He, and Jianfeng Gao, “Ms-celeb-1m: A dataset and benchmark for large-scale face recognition,” in *European Conference on Computer Vision (ECCV)*. Springer, 2016, pp. 87–102.
- [42] Ashish Vaswani, Noam Shazeer, Niki Parmar, Jakob Uszkoreit, Llion Jones, Aidan N Gomez, Łukasz Kaiser, and Illia Polosukhin, “Attention is all you need,” in *Advances in neural information processing systems*, 2017, pp. 5998–6008.