

Clique Cover of Graphs with Bounded Degeneracy

Ahmed Ullah*

Abstract

Structural parameters of graph (such as degeneracy and arboricity) had rarely been considered when designing algorithms for (*edge*) *clique cover* problems. Taking degeneracy of graph into account, we present a greedy framework and two fixed-parameter tractable algorithms for *clique cover* problems. We introduce a set theoretic concept and demonstrate its use in the computations of different objectives of *clique cover*. Furthermore, we show efficacy of our algorithms in practice.

1 Introduction

A set of cliques \mathcal{C} is an (*edge*) *clique cover* of an undirected graph if every edge of the graph is contained in at least one of the cliques in \mathcal{C} . Computing a *clique cover* with smallest number of cliques is an NP-hard problem [59], and the problem is constant-factor inapproximable unless $P = NP$ [49]. *Clique cover* problems abstract an abundance of real-world problems, arising in resource scheduling [64], causal structure learning [51], stringology [[39], [53]], computational biology [[6], [12], [27], [57], [58]], computational geometry [1], graph drawing [21], computer security [19], database tiling [33], finite automata [37], compiler optimization [63], overlapping community detection [68], and applied statistics [[20], [36], [60]].

In the realm of parameterized complexity [[13], [18], [28]], a parameterized problem $L \subseteq \sum^* \times \mathbb{N}$ is called fixed-parameter tractable (FPT), if any $(x, p) \in L$ is decidable in time $f(p) \cdot |x|^{O(1)}$, where $f(p)$ is computable and is independent of x , but can grow arbitrarily with p . An algorithm is called fixed-parameter tractable algorithm, if it decides $(x, p) \in L$ in time bounded by $f(p) \cdot |x|^{O(1)}$. A parameterized decision problem of *clique cover* is as follows.

ECC

Input: An undirected graph $G = (V, E)$, and a nonnegative integer k .

Output: If exists, a set of at most k cliques of G such that every edge of G is contained in at least one of the cliques in the set; otherwise 'no'.

ECC is fixed-parameter tractable with respect to parameter k [34]. Using polynomial time data reduction rules, [34] have shown a kernel with 2^k vertices, and a search tree algorithm with time bound double exponential in k . Unless the polynomial hierarchy collapses, no polynomial kernel exists for *ECC* [14]. Moreover, double exponential dependence on k is necessary, assuming the exponential time hypothesis [15].

In general, k (clique cover size) is large [[2], [24], [30], [38], [62], [64]], specially for sparse graphs. The results on lower bound of k , and the results of [14] and [15] imply limited scope of designing tractable FPT algorithms with k as only parameter. Therefore, it is worthy exploring different structural parameters of graph, such as degeneracy (a sparsity measure of graph), as additional parameters along with k .

We follow the definitions of degeneracy by [23]. Degeneracy of a graph $G = (V, E)$ is the smallest value d such that every non-empty subgraph of G contains a vertex of degree at most d [48]. Equivalently, d is the minimum value for which G has an orientation as a directed acyclic graph in which all vertices have out-degree at most d [10]. *Degeneracy ordering* of G is an ordering of vertices in V such that each vertex has at most d neighbors that come later in the ordering. Degeneracy ordering is computable in linear time [52].

Degeneracy is within a constant factors of other popular sparsity measures of graph such as arboricity [[31], [46]] and thickness [17], and is also at most equal to the treewidth [65] of graph; however, a graph may have bounded degeneracy, but unbounded treewidth, for example, grid graphs. Degeneracy is also known as the k -core number [4], width [29], linkage [43], and is equivalent to the coloring number [25].

Throughout the paper we use following notations. For a graph $G = (V, E)$, $n = |V|$ is the number of vertices, $m = |E|$ is the number of edges, $N(x)$ denote the set of neighbours of a vertex $x \in V$, Δ is maximum degree of the vertices, and d is the degeneracy of G . Let u_1, u_2, \dots, u_n be a degeneracy ordering of V . $N_d(u_i)$ denotes neighbours of u_i that follow u_i in the degeneracy order of V , i.e., $N_d(u_i) = N(u_i) \cap \{u_{i+1}, \dots, u_n\}$. The definition of fixed-parameter tractability encompasses more general cases such as when p is a vector of nonnegative integers. Let *ECC-d* be the variant of

*Purdue University

the parameterized decision problem *ECC* that considers degeneracy of G explicitly as parameter along with k . Suppressing factors polynomial in input size, we express time bound of an FPT algorithm with $O^*(f(p))$.

1.1 Our Contributions. We introduce a set theoretic concept (we call it *candidate clique sets*) closely related to family of sets representing vertices of an intersection graph [54] and use it to design greedy algorithms and FPT algorithms.

We define a greedily computable *clique cover* and show that it admits desirable characterizations. Combining *candidate clique sets* with different objectives of *clique cover*, we derive characterizations useful in designing and analyzing algorithms.

Using our derived characterizations, we describe a basic greedy framework that can compute a *minimal* (inclusion-wise) *clique cover* in $O(m^2)$ time.

We make use of *candidate clique sets* and related characterizations to improve the time bound of our greedy framework; for graphs of constant maximum degree, this results in a family of linear time algorithms. We make the improved greedy framework amenable to utilize degeneracy of input graph; this also results in a family of linear time algorithms, for graphs of constant degeneracy.

We present two FPT algorithms for *ECC-d* with respect to parameter (d, k) . One of our FPT algorithm is based on *candidate clique sets*, and the other FPT algorithm is based on maximal clique enumeration (listing all maximal cliques in graph [23]). For graphs of constant degeneracy, time bounds of our FPT algorithms have single exponential dependence on k .

For graphs satisfying $2^k > d$, our maximal clique enumeration based FPT algorithm improves upon the time bound of the search tree algorithm of [34] by a factor of $3^{k(2^k - d)}$.

Our greedy framework and FPT algorithm based on *candidate clique sets* demonstrate a general design paradigm for different objectives of *clique covers*. For example, we easily obtain a search tree algorithm for the *assignment-minimum clique cover* (*clique cover* with a minimum total number of vertices across all cliques) [[20], [36], [60]] with depth, number of branches, and space use all bounded by polynomials in input size. Prior search tree algorithm designed for this objective of *clique cover* requires bounds exponential in input size for depth, number of branches, and space use [20].

Our algorithms show excellent performance in practice. We show comparison results of different metrics of our algorithms against the state of the art, on random graphs, as well as on real-world graphs.

2 Related Works

Computing *clique cover* with a minimum number of cliques is NP-hard [59], even for planar graphs [9], or graphs with maximum degree six [40], whereas the problem is solvable in polynomial time for some restricted classes of graphs such as graphs with maximum degree five [40], chordal graphs [50], line graphs [59], certain generalizations of line graphs [61], and circular-arc graphs [41]. The minimum cardinality *clique cover* problem is not approximable within a factor of n^ϵ , for some $\epsilon > 0$ unless $P = NP$ [49]; nothing better than a polynomial approximation ratio of $O(n^2 \frac{(\log \log n)^2}{(\log n)^3})$ is known [3]. Unlike *vertex clique cover* (set of disjoint cliques covering vertices of a graph; equivalent to coloring the complement graph), *edge clique cover* is fixed-parameter tractable with respect to natural parameterization [35]. [6] presented an FPT algorithm for *clique cover* parameterized by treewidth. For planar graphs, [6] also presented an FPT algorithm using branchwidth as parameter and a polynomial-time approximation schemes. Several other objectives of *clique cover* also have been shown to be FPT including *clique cover* objectives that consider edge weights [[8], [12], [26], [56]].

Kellerman presented a heuristic algorithm (Kellerman heuristic) to solve keyword conflict problem [42], equivalent to *clique cover* [45]. [45] proposed an extension to the Kellerman heuristic. Including the extension, the time bound of the Kellerman heuristic is $O(nm^2)$ [34]. Using additional data structures, [34] improved the time bound to $O(nm)$. [11] presented a general framework of heuristic algorithms and evaluated the framework for different objectives of *clique cover*. Variants of algorithms from the framework of [11] have $O(m\Delta)$ or $O(md)$ time bound. Improvement of Kellerman heuristic [34] or heuristics proposed by [11] outperform other heuristic algorithms [[36], [39], [60]] developed for the problem. [5] designed a polynomial time algorithm that is asymptotically optimal for certain random intersection graphs, but for arbitrary graphs, this algorithm may not compute a *clique cover*.

3 Key Concepts

In this section we present a greedily computable *clique cover* and its characterizations. We introduce a set theoretic concept (*candidate clique sets*) closely related to family of sets representing vertices of an intersection graph. For the computations of different objectives of *clique cover*, we derive useful characterizations of *candidate clique sets*.

DEFINITION 3.1. (MINIMUM CLIQUE COVER) *A minimum clique cover of a graph G is a clique cover with*

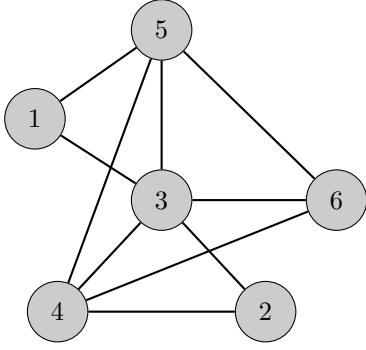


Figure 1: A graph with six vertices and ten edges.

smallest number of cliques among all clique covers of G .

For the example graph of Figure 1, a *minimum clique cover* is $\mathcal{C} = \{\{1, 3, 5\}, \{2, 3, 4\}, \{3, 4, 5, 6\}\}$. In this case all the cliques of the *minimum clique cover* are maximal cliques. But having a *clique cover* consisting only of maximal cliques is neither necessary nor sufficient for a *minimum clique cover*.

DEFINITION 3.2. (MINIMAL CLIQUE COVER) A minimal clique cover \mathcal{C} of a graph G is a clique cover of G such that no other clique cover of G is contained in \mathcal{C} , i.e., \mathcal{C} is an inclusion-wise minimal set of cliques that covers all the edges of G .

A *minimum clique cover* is also a *minimal clique cover*. Note that from a *minimal clique cover* it may be possible to remove vertices (or edges), given that such removals still maintain a *clique cover* of G . Any such removal of vertices (or edges) from a *minimal clique cover* would not affect number of cliques in the *clique cover*.

In the example graph of Figure 1, $\mathcal{C} = \{\{1, 3, 5\}, \{2, 3, 4\}, \{4, 5, 6\}, \{3, 6, 5\}\}$ is a *minimal clique cover* of the graph, and size of the *clique cover* is four. From the clique $\{3, 6, 5\}$, we can remove vertex 5 (hence edges $\{3, 5\}$ and $\{6, 5\}$), but the size of the *clique cover* would still be four.

It is easy to construct a *minimal clique cover* by covering every edge with a clique containing only the edge. But, computing a *minimal clique cover* with some desirable characterizations does not seem to be straightforward. Therefore, we define a type of *clique cover* that admits desirable characterizations and can be efficiently turned into a *minimal clique cover*, preserving the characterizations.

DEFINITION 3.3. (LOCALLY MINIMAL CLIQUE COVER) Let $\mathcal{C} = \{C_1, C_2, \dots, C_k\}$ be a clique cover of a subset of

edges of $G = (V, E)$, and $\{x, y\}$ be an uncovered edge of G . Let \mathcal{C}' be a clique cover of the edges covered in \mathcal{C} together with the edge $\{x, y\}$ constructed as follows.

(i) If edge $\{x, y\}$ can be covered by a clique contained in \mathcal{C} , then we set \mathcal{C}' to be a clique cover in which $\{x, y\}$ is covered with exactly one of the cliques of \mathcal{C} and rest of the cliques of \mathcal{C} are included.

(ii) Otherwise, we create a new clique C_{k+1} containing only $\{x, y\}$, and we set \mathcal{C}' to be $\mathcal{C} \cup \{C_{k+1}\}$.

We call a clique cover \mathcal{C} locally minimal if \mathcal{C} is obtained from an empty clique cover using aforesaid construction; i.e., for every expansion of the cliques contained in \mathcal{C} , we either have used (i) whenever applicable, or (ii) otherwise.

Note that a *locally minimal clique cover* only ensures local minimality with respect to an uncovered edge of interest; it does not ensure minimality with respect to the edges already included in the clique cover. Nevertheless, it allows characterizations of *clique covers* desirable for designing and analyzing algorithms.

LEMMA 3.1. Let $\mathcal{C} = \{C_1, C_2, \dots, C_k\}$ be a clique cover of a subset of edges of $G = (V, E)$. If \mathcal{C} is locally minimal, then each vertex x appears at most $|N(x)|$ times in \mathcal{C} .

Proof. Since \mathcal{C} is *locally minimal*, for an uncovered edge $\{x, y\}$ covered during the expansion of clique cover at hand, we can trace use of the two rules described in Definition 3.3. Let \mathcal{C}' be the clique cover immediately before covering the edge $\{x, y\}$. Before the expansion of \mathcal{C}' for $\{x, y\}$, none of the cliques in \mathcal{C}' contained both x and y : if x and y are both contained in a clique of \mathcal{C}' , then clearly $\{x, y\}$ is not uncovered. Number of uncovered edges $\{x, y\}$ incident on a vertex x is at most $|N(x)|$. Therefore, number of such expansions of a *clique cover* for a vertex x is at most $|N(x)|$. Hence the vertex x appears at most $|N(x)|$ times in \mathcal{C} . \square

REMARK 3.1. The converse of characterization in Lemma 3.1 does not hold; i.e., each $x \in V$ can appear at most $|N(x)|$ times in \mathcal{C} , but \mathcal{C} may not be locally minimal.

LEMMA 3.2. Let $\mathcal{C} = \{C_1, C_2, \dots, C_k\}$ be a clique cover of a subset of edges of $G = (V, E)$. If \mathcal{C} is locally minimal, then $C_i \not\subseteq C_j, \forall i, j \in [1, k], i \neq j$ (no clique in \mathcal{C} is contained in another clique).

Proof. We prove the contrapositive, i.e., if for some $i, j \in [1, k], i \neq j, C_i \subseteq C_j$, then \mathcal{C} is not locally minimal.

WLOG assume C_i is being created first, and consider the first uncovered edge $\{x, y\}$ for which C_j is being created. Since $C_i \subseteq C_j$, at any stage of the construction, for any $z \in C_i$, three cases can arise: (1) $x \in C_i$, $\{y, z\} \in E$, (2) $y \in C_i$, $\{x, z\} \in E$, (3) $x \notin C_i$, $y \notin C_i$ and $\{x, z\} \in E$, $\{y, z\} \in E$. Clearly, for any of the three cases, rule (i) of Definition 3.3 applies for $\{x, y\}$, but, rule (ii) of Definition 3.3 is being applied. Therefore, \mathcal{C} is not *locally minimal*. \square

REMARK 3.2. *The converse of characterization in Lemma 3.2 does not hold; i.e., it is possible that no clique in \mathcal{C} is contained in another clique, but \mathcal{C} may not be locally minimal.*

LEMMA 3.3. *Let $\mathcal{C} = \{C_1, C_2, \dots, C_k\}$ be a clique cover of a subset of edges of $G = (V, E)$. If \mathcal{C} is locally minimal, then $\forall \{C_i, C_j\} \in \mathcal{C}, i \neq j, \exists x \in C_i, y \in C_j, x \neq y$ such that $\{x, y\} \notin E$ (every pair of cliques in \mathcal{C} corresponds to a pair of vertices not connected by an edge in G).*

Proof. We prove the contrapositive, i.e., if for some $\{C_i, C_j\} \in \mathcal{C}$ with $i \neq j$, this is the case that $\forall x \in C_i$ and $\forall y \in C_j, x \neq y, \{x, y\} \in E$, then \mathcal{C} is not locally minimal.

WLOG assume C_i is being created first, and consider the first uncovered edge $\{y, z\}$ for which C_j is being created. Clearly, $\forall x \in C_i, \{x, z\} \in E$ and $\{x, y\} \in E$, and rule (i) of Definition 3.3 applies for $\{y, z\}$, instead rule (ii) of Definition 3.3 is being applied. Therefore, \mathcal{C} is not *locally minimal*. \square

REMARK 3.3. *Clique cover satisfying Lemma 3.2 does not imply it satisfies Lemma 3.3. But, clique cover satisfying Lemma 3.3 implies no clique is contained in another clique, i.e., Lemma 3.3 is a stronger characterization than Lemma 3.2.*

Note that it is the combination of the characterizations in Lemma 3.1, Lemma 3.2, and Lemma 3.3 that makes a *locally minimal clique cover* desirable than each standalone characterization. For example, it is easy to satisfy the characterizations in Lemma 3.1 and Lemma 3.2 for a complete graph by covering every edge with a clique containing only the edge. But, characterization in Lemma 3.3 ensures that a single clique covers the complete graph. We can also glean more information on *locally minimal clique cover* using these characterizations further. The following is a characterization of possible redundancy of cliques in a *locally minimal clique cover* in respect of a *minimal clique cover*.

LEMMA 3.4. *Let $\mathcal{C} = \{C_1, C_2, \dots, C_k\}$ be a locally minimal clique cover of $G = (V, E)$, and for any clique $C_l \in \mathcal{C}$, let $\mathcal{C}' \subseteq \mathcal{C}$ such that $C_l \notin \mathcal{C}'$. Let A denote the set of edges contained in C_l , and let B denote the union of the edges contained in the cliques of \mathcal{C}' . If $A \subseteq B$, then $|\mathcal{C}'| \geq 3$.*

Proof. We prove the contrapositive, i.e., if $|\mathcal{C}'| < 3$, then $A \not\subseteq B$.

If $|\mathcal{C}'| = 1$, then by Lemma 3.2, C_l cannot be contained in another clique in \mathcal{C} . Hence let $\mathcal{C}' = \{C_i, C_j\}$.

If $|\mathcal{C}'| = 2$, then the single edge in C_l cannot be contained in any other clique, otherwise it would violate the *locally minimal* property of \mathcal{C} . Therefore, $|\mathcal{C}'| > 2$.

Let $D = C_l \cap C_i$ and $F = C_l \cap C_j$. If $D = F$ then it must be the case that $|\mathcal{C}'| > |D|$ and $|\mathcal{C}'| > |F|$; otherwise $C_l \subseteq C_i$ and $C_l \subseteq C_j$, i.e., \mathcal{C} is not *locally minimal*. Therefore, we can assume $D \neq F$.

$D \not\subseteq F$ and $F \not\subseteq D$; otherwise, $C_l \subseteq C_i$ or $C_l \subseteq C_j$, and \mathcal{C} is not *locally minimal*. Since $D \not\subseteq F$ and $F \not\subseteq D$, it must be the case that for some $x \in D, x \notin F$, and also for some $y \in F, y \notin D$. Edge $\{x, y\} \in A$, but neither C_i nor C_j contains the edge $\{x, y\}$. \square

Lemma 3.4 implies that in order to remove any redundant clique from a *locally minimal clique cover*, we would need to consider at least three cliques at a time. For a clique containing many vertices, we may need to consider a large number of cliques at a time to discern whether a clique is redundant in a *locally minimal clique cover*.

We obtain bounds for total number of (repeatable) vertices and total number of (repeatable) edges in a *locally minimal clique cover* as follows.

LEMMA 3.5. *Let $\mathcal{C} = \{C_1, C_2, \dots, C_k\}$ be a clique cover of a subset of edges of $G = (V, E)$. If \mathcal{C} is locally minimal, then $\sum_{C_l \in \mathcal{C}} |C_l| = O(m)$.*

Proof. From Lemma 3.1, any vertex x can appear at most $|N(x)|$ times in the cover \mathcal{C} . Therefore $\sum_{C_l \in \mathcal{C}} |C_l| = \sum_{x \in V} |\{C_l | x \in C_l\}| \leq \sum_{x \in V} |N(x)| = O(m)$. \square

LEMMA 3.6. *Let $\mathcal{C} = \{C_1, C_2, \dots, C_k\}$ be a clique cover of a subset of edges of $G = (V, E)$. If \mathcal{C} is locally minimal, then $\sum_{\{x, y\} \in E} |\{C_l | \{x, y\} \in C_l, C_l \in \mathcal{C}\}| = O(m\Delta)$.*

Proof. Consider any edge $\{x, y\} \in E$. Since we know from Lemma 3.1 that $x \in V$ can appear at most $|N(x)|$ times in \mathcal{C} , both x and y can appear at most $\min\{|N(x)|, |N(y)|\}$ times in \mathcal{C} . Summing over

all the edges we get $\sum_{\{x,y\} \in E} \min\{|N(x)|, |N(y)|\} \leq \sum_{\{x,y\} \in E} \Delta = O(m\Delta)$. It follows that

$$\begin{aligned} & \sum_{\{x,y\} \in E} |\{C_l | \{x,y\} \in C_l, C_l \in \mathcal{C}\}| \\ & \leq \sum_{\{x,y\} \in E} \min\{|N(x)|, |N(y)|\} = O(m\Delta) \quad \square \end{aligned}$$

DEFINITION 3.4. (INTERSECTION GRAPH BASIS)

Let $X = \{1, 2, \dots, k\}$, and consider a family of n sets $\mathcal{F} = \{F_1, F_2, \dots, F_n\}$, with $F_i \subseteq X$. The intersection graph of \mathcal{F} has vertices $F_i, i \in [1, n]$, and an edge joins F_i and F_j when $F_i \cap F_j \neq \phi$, with $i \neq j$. Every graph $G = (V, E)$ arises as the intersection graph of some family of sets; i.e., there is an assignment of a set F_i to each vertex i of V such that for $\{i, j\} \in V$, and $i \neq j$, the following holds: $\{i, j\} \in E \Leftrightarrow F_i \cap F_j \neq \phi$. Computing (edge) clique cover of G is equivalent to computing a set X such that G is the intersection graph of a family of subsets of X [24]. Such a set X with minimum cardinality is called an intersection graph basis of G [32]. Every element $l \in X$ corresponds to a clique such that $\{F_i | l \in F_i\}$ is the vertex set of the clique.

Next, we introduce concepts related to family of sets representing vertices of an *intersection graph*.

DEFINITION 3.5. (CANDIDATE CLIQUE) Let

$\mathcal{C} = \{C_1, C_2, \dots, C_k\}$ be a clique cover of a subset of edges of $G = (V, E)$. $C_l \in \mathcal{C}$ is a candidate clique of $x \in V$, if either (i) $x \in C_l$, or (ii) $x \notin C_l$ and $C_l \subseteq N(x)$.

Consider the example graph in Figure 1, and a clique cover $\mathcal{C} = \{\{1, 3, 5\}, \{4, 5, 6\}\}$ of a subset of edges of the graph. The clique $\{1, 3, 5\}$ is a *candidate clique* for all the vertices contained in the clique. The clique $\{4, 5, 6\}$ is a *candidate clique* for vertex 3, since the vertices in the clique are contained among the neighbors of vertex 3.

DEFINITION 3.6. (CANDIDATE CLIQUE SET) Let $\mathcal{C} = \{C_1, C_2, \dots, C_k\}$ be a clique cover of a subset of edges of

$G = (V, E)$. A candidate clique set S_x for a vertex x is the set of (indices of) candidate cliques of x in \mathcal{C} , i.e., $S_x = \{l | x \in C_l \text{ or } (x \notin C_l \text{ and } C_l \subseteq N(x)), 1 \leq l \leq k\}$.

REMARK 3.4. For a family of sets \mathcal{F} such that $G = (V, E)$ is the intersection graph of \mathcal{F} , it is the case that $\{x, y\} \in V, x \neq y$ following holds: $F_x \cap F_y \neq \phi \Leftrightarrow \{x, y\} \in E$. For candidate clique sets, $S_x \cap S_y \neq \phi$ does not imply $\{x, y\} \in E$.

For the example graph of Figure 1, let $\mathcal{C} = \{C_1, C_2, C_3\}$ be a clique cover of a subset of edges of

the graph, where $C_1 = \{1, 3, 5\}$, $C_2 = \{4, 5\}$, and $C_3 = \{2, 4\}$. The *candidate clique set* for vertex 3, $S_3 = \{1, 2, 3\}$, since vertex 3 is contained in C_1 , and the vertices of both C_2 and C_3 are contained among the neighbors of vertex 3. Vertex 6 is not contained in any clique of \mathcal{C} , but C_2 is contained among the neighbors of vertex 6, and $S_6 = \{2\}$.

We can characterize the set of cliques that can cover an uncovered edge, precisely through *candidate clique sets* as follows.

LEMMA 3.7. Let $\mathcal{C} = \{C_1, C_2, \dots, C_k\}$ be a clique cover of a subset of edges of $G = (V, E)$, and let S_x be the candidate clique set of a vertex x in V . Let $\{x, y\} \in E$ be an uncovered edge of G . For $l \in [1, k]$, $l \in S_x \cap S_y$ if and only if $\{x, y\}$ can be covered by a clique contained in \mathcal{C} .

Proof. Only if: Since the edge $\{x, y\}$ is not covered by the cliques in \mathcal{C} , both x and y are not contained in any of the cliques of \mathcal{C} . Then by the definition of *candidate clique set*, one of the following holds for C_l : (i) $x \in C_l, y \notin C_l, C_l \subseteq N(y)$. (ii) $y \in C_l, x \notin C_l, C_l \subseteq N(x)$. (iii) $x \notin C_l, y \notin C_l, C_l \subseteq N(x), C_l \subseteq N(y)$.

No matter which of the three cases holds, both vertices x and y can be included in C_l , and thus $\{x, y\}$ can be covered by C_l .

If: Since the edge $\{x, y\}$ can be covered by a clique contained in \mathcal{C} , $\exists C_l \in \mathcal{C}$ in which x or y or both are not contained, but can be added to. Since $\{x, y\}$ is an uncovered edge, if x is contained in C_l then it must be the case $y \notin C_l$ and $C_l \subseteq N(y)$. It follows that if x is contained in C_l then $l \in S_x$ and $l \in S_y$. Similarly, $l \in S_x$ and $l \in S_y$ for the cases when $y \in C_l$ or both x and y are not contained in C_l . Therefore, $l \in S_x \cap S_y$. \square

REMARK 3.5. For an uncovered edge $\{x, y\}$, consider the choices of covering the edge with a clique C_l contained in \mathcal{C} (clique cover at hand) as follows.

- (i) $x \in C_l, y \notin C_l, C_l \subseteq N(y)$.
- (ii) $y \in C_l, x \notin C_l, C_l \subseteq N(x)$.
- (iii) $x \notin C_l, y \notin C_l, C_l \subseteq N(x), C_l \subseteq N(y)$.

Assume, we choose to utilize only choice (i) to cover $\{x, y\}$. Then, we are essentially restricted to order the vertices in V in some order such that vertex x is placed before vertex y in the order. Conversely, ordering of vertices (or edges) may restrict our choices to cover $\{x, y\}$. Candidate clique concept abstracts away any restriction of choices that may be imposed by any ordering of vertices (or edges), and presents us with all potential choices at hand.

We obtain following result that helps us to bound several time and space related quantities.

LEMMA 3.8. Let $\mathcal{C} = \{C_1, C_2, \dots, C_k\}$ be a clique cover of a subset of edges of $G = (V, E)$. If \mathcal{C} is locally minimal, then $\sum_{x \in V} |S_x| = O(m + |\mathcal{C}|\Delta)$.

Proof. Using the two conditions that a candidate clique of a vertex could satisfy (Definition 3.5), we can express the sum as follows.

$$(3.1) \quad \sum_{x \in V} |S_x| = \sum_{x \in V} |\{l|x \in C_l\}| + \sum_{x \in V} |\{l|x \notin C_l, C_l \subseteq N(x)\}|$$

We can bound the first sum on the right side using Lemma 3.5 to obtain

$$\sum_{x \in V} |\{l|x \in C_l\}| = \sum_{C_l \in \mathcal{C}} |C_l| = O(m)$$

We obtain a bound for the second term in the right-hand-side of Equation 3.1 as follows.

Since \mathcal{C} is locally minimal, we must have created every new clique C_{k+1} using rule (ii) of Definition 3.3. Immediately after covering edge $\{x, y\}$, it must be the case that $k+1 \in S_z, \forall z \in (N(x) \cap N(y)) \cup \{x, y\}$.

On the other hand, whenever applicable we used rule (i) of Definition 3.3 to expand the clique cover by an uncovered edge $\{x, y\}$. From Lemma 3.7, this corresponds to having $l \in S_x \cap S_y$. But C_l is an existing clique, and all candidate clique sets that include l have already been accounted for when we created C_l using rule (ii) of Definition 3.3.

Therefore, any vertex z such that $z \notin C_l$, but $C_l \subseteq N(z)$, must be a common neighbor of x and y , such that the edge $\{x, y\}$ required the creation of C_l using rule (ii) of Definition 3.3. And $|\{z|z \notin C_l, C_l \subseteq N(z)\}| \leq |N(x) \cap N(y)| = O(\Delta)$.

Summing over all cliques we get

$$\sum_{C_l \in \mathcal{C}} |\{x|x \notin C_l, C_l \subseteq N(x)\}| = O(|\mathcal{C}|\Delta)$$

The sum on the left hand side of preceding equality is another way to express the sum for which we needed a bound. To see this consider a bipartite graph with vertices in V on one side, and the cliques in \mathcal{C} on the other sides. In this bipartite graph, an edge connects a vertex to a clique if condition (ii) of Definition 3.5 holds for the clique. Sum of degrees from one side of this bipartite graph is equal to the sum of the degrees from the other side. Hence we have the following equality.

$$\begin{aligned} & \sum_{x \in V} |\{l|x \notin C_l, C_l \subseteq N(x)\}| \\ &= \sum_{C_l \in \mathcal{C}} |\{x|x \notin C_l, C_l \subseteq N(x)\}| \end{aligned}$$

It follows that

$$\sum_{x \in V} |\{l|x \notin C_l, C_l \subseteq N(x)\}| = O(|\mathcal{C}|\Delta) \quad \square$$

PROPERTY 3.1. Consider a graph G whose connected components are triangle-free. Every edge of G has to be covered with a distinct clique. Therefore, every clique would contribute to S_x values of exactly 2 vertices, the end vertices of the edge contained in the clique. And, $\sum_{x \in V} S_x = \sum_{x \in V} |N(x)| = 2m = \Theta(m)$. A similar bound is true for dense graphs, e.g., for a complete graph $m = n^2$, and $\sum_{x \in V} |S_x| = n = O(m)$.

Using connection to intersection graph basis, we obtain following connection between minimum clique cover and candidate clique sets.

LEMMA 3.9. Let $\mathcal{C} = \{C_1, C_2, \dots, C_k\}$ be a clique cover of $G = (V, E)$, and let S_x be the candidate clique set of a vertex x in V . If $|\cup_{x \in V} S_x|$ is minimum over the family of candidate clique sets resulting from the clique covers of G , then \mathcal{C} is a minimum clique cover of G .

Proof. Let $F_x = S_x \setminus \{l|x \notin C_l\}$, $Y = \cup_{x \in V} F_x$, and $Z = \cup_{x \in V} S_x$.

Note that $F_x = \{l|x \in C_l\}$, and by our assumption $|Z|$ is minimum. Therefore, each of the clique indices in Z is contained in Y , i.e., $|Y| = |Z|$.

Y is an intersection graph basis of G , and $\{F_1, F_2, \dots, F_n\}$ is the family of subsets of Y where F_i corresponds to vertex $i \in V$. To see this assume $|Y|$ is not minimum, i.e., $\exists l \in Y$, such that C_l can be removed from \mathcal{C} . Which contradicts our assumption that $|Z|$ is minimum.

Since Y is an intersection graph basis of G , \mathcal{C} is a minimum clique cover of G [[24], [64]]. \square

4 Greedy Framework

We describe a greedy framework that computes locally minimal clique cover. We show that locally minimal clique cover computed by our greedy framework can be efficiently turned into minimal clique cover. We start with a basic greedy framework, and subsequently modify the basic framework to derive an improved greedy framework with better time bound. We conclude the section showing modifications of the improved greedy framework that make the time bound attuned to degeneracy of graph.

4.1 Basic Greedy Framework. Our basic greedy framework is described in Algorithm 1. Algorithm 1 strictly follows the two rules defined for locally minimal clique cover. To apply rule (i) of Definition 3.3, it uses characterization described in Lemma 3.7. At every iteration, it computes set of candidate cliques for two end vertices of an uncovered edge $\{x, y\}$ (step 4 and 5). If there is an index of a clique C_l contained in the candidate clique sets of x and y , it covers the edge

Algorithm 1 *Basic Greedy Framework*

Input: A graph $G = (V, E)$ **Output:** A *locally minimal clique cover* \mathcal{C} of G

```
1: Select an ordering of edges in  $E$ , and process edges
   in that order in steps 3-13
2:  $k \leftarrow 0$ 
3: while  $\{x, y\} \in E$  uncovered do
4:    $S_x \leftarrow \{l | C_l \text{ is candidate clique of } x, 1 \leq l \leq k\}$ 
5:    $S_y \leftarrow \{l | C_l \text{ is candidate clique of } y, 1 \leq l \leq k\}$ 
6:   if  $S_x \cap S_y \neq \emptyset$  then
7:     Select  $l \in S_x \cap S_y$ 
8:      $C_l \leftarrow C_l \cup \{x, y\}$ 
9:   else
10:     $k \leftarrow k + 1$ 
11:     $C_k \leftarrow \{x, y\}$ 
12:   end if
13: end while
14: return  $\mathcal{C}$ 
```

using C_l (step 7 and 8). Otherwise, it creates a new clique containing only $\{x, y\}$ (step 10 and 11). After the execution of steps 1 - 13, we have following result.

LEMMA 4.1. *For a graph $G = (V, E)$, Algorithm 1 computes a locally minimal clique cover \mathcal{C} of G .*

Proof. After every iteration of steps 4-12, Algorithm 1 maintains the invariant that the *clique cover* computed for the subset of edges covered after the iteration is *locally minimal*. This is straightforward to see as steps 8 and 11 are the only steps where we modified the *clique cover*.

The invariant holds for either of the steps: step 8 directly follows from rule (i) of Definition 3.3, and Lemma 3.7, and, step 11 is a straightforward use of rule (ii) of Definition 3.3. Therefore, after the execution of steps 1-13 we have a *locally minimal clique cover*. \square

For the data structures, we assume that the graph is represented by its adjacency lists, and that each list is stored in a hash table. With universal hashing or simple uniform hashing, an element can be accessed, or inserted, or deleted in $O(1)$ average time per operation. We can also convert every list to an ordered list taking $O(m \log \Delta)$ time in total, and then insertion, or deletion, or access of any element would take $O(\log \Delta)$ time. For the *candidate clique sets*, we assume similar data structure as adjacency lists, where each list maintains *candidate clique set* of a vertex.

For step 7 in Algorithm 1, one can do substantial computation per selection without affecting our obtained time bounds; but, for all our analysis, we stick

to simple choices such as selecting a smallest clique, or a largest clique, or clique created earliest, or a random clique. For the next analysis we assume an edge ordering as follows. Sort the vertices from lowest to highest degree and then select vertices in that order. For each selected vertex, cover all the edges incident on the vertex. With the choices of edge ordering and clique selection, we obtain following result.

LEMMA 4.2. *For a graph $G = (V, E)$, Algorithm 1 computes a locally minimal clique cover \mathcal{C} of G , taking $O(m^2)$ time and $O(m)$ space.*

Proof. Lemma 4.1 shows the proof of *locally minimal clique cover*. Now, we show the analysis for time and space bounds.

For step 1, our choice of edge ordering takes $O(n \log n)$ time. Isolated vertices would not affect execution of Algorithm 1. Therefore, for rest of the steps we can assume $n = O(m)$, and time bound for this step would be dominated by the time bounds of the other steps shown next.

For steps 4 and 5, for each clique C_l we need to check whether C_l is contained in the neighborhood of x and y , or whether x and y are contained in C_l . For each such C_l , it takes $O(\min\{|C_l|, |N(x)|, |N(y)|\})$ time. Combining the fact that $\sum_{l=1}^k |C_l| = O(m)$ from Lemma 3.5, we get time bounds of steps 4 and 5 for the entire execution of the algorithm as follows. $O(\sum_{\{x,y\} \in E} \sum_{l=1}^k \min\{|C_l|, |N(x)|, |N(y)|\}) = O(\sum_{\{x,y\} \in E} \sum_{l=1}^k |C_l|) = O(\sum_{\{x,y\} \in E} m) = O(m^2)$.

For our choices of clique selection, step 7 takes $O(m)$ time, since, $|\mathcal{C}| = O(m)$ and $|S_x| = |S_y| = O(m)$. And, step 8 takes $O(\Delta)$ time: to make sure that any uncovered edge among x, y and vertices of C_l is being identified as covered. Steps 10 and 11 take $O(1)$ time.

It is straightforward to see that the algorithm utilizes at most two sets of *candidate clique* sets at steps 4 and 5, and each of them takes $O(m)$ space.

Combining preceding bounds, we conclude that Algorithm 1 does $O(m^2)$ computations, using $O(m)$ space. \square

4.1.1 Computing Minimal Clique Cover. In light of the characterization in Lemma 3.4, we need efficient ways for finding cliques that may be redundant in a *locally minimal clique cover*. We can obtain a *minimal clique cover* from an arbitrary clique cover in different ways. For example, we can compute all removable assignments (vertices or edges that can be removed) in a clique cover similar to [20], and remove assignments repeatedly until no such assignments are removable. Here, we are going to exploit the characterization we obtained

Algorithm 2 Post-Process

Input: A graph $G = (V, E)$, and a *clique cover* \mathcal{C} of G

Output: A *minimal clique cover* \mathcal{C}' of G

- 1: $\forall \{x, y\} \in E$ compute $AppCount(\{x, y\})$ denoting number of times $\{x, y\}$ appears in \mathcal{C}
 - 2: $\mathcal{C}' \leftarrow \phi$
 - 3: **for each** $C_l \in \mathcal{C}$ **do**
 - 4: **if** $AppCount(\{x, y\}) > 1, \forall \{x, y\} \in C_l, x \neq y$ **then**
 - 5: $AppCount(\{x, y\}) \leftarrow AppCount(\{x, y\}) - 1,$
 $\forall \{x, y\} \in C_l, x \neq y$
 - 6: **else**
 - 7: $\mathcal{C}' \leftarrow \mathcal{C}' \cup \{C_l\}$
 - 8: **end if**
 - 9: **end for**
 - 10: **return** \mathcal{C}'
-

for *locally minimal clique cover* in Lemma 3.6. We describe fast realization of a post-processing step proposed by [45] to get *minimal clique cover*, and analyze the step for *locally minimal clique cover*.

Algorithm 2 shows our realization of post-processing step proposed by [45]. At step 1, it enumerates all edges contained in the cliques of \mathcal{C} , and for every edge of graph, starts keeping track of number of appearances of the edge in \mathcal{C} . If for a clique C_l , all of its edges appear more than once in \mathcal{C} (step 4), then we discard C_l and decrease appearance counts for all the edges contained in C_l (step 5). Otherwise, we add C_l to the *minimal clique cover* (step 7). Following is straightforward to show.

LEMMA 4.3. *A minimal clique cover with all the characterizations of locally minimal clique cover can be obtained from a locally minimal clique cover in $O(m\Delta)$ time, using $O(m)$ space.*

Proof. Minimal Clique Cover. When step 4 is true, C_l can be discarded, and we do not include C_l in minimal clique cover \mathcal{C}' . In step 5, accounting for the fact that C_l is discarded, we affect that by decreasing count of C_l for the edges contained in C_l . On the other hand, if for any C_l , step 4 is false, then we know C_l contains at least one edge that is not covered by remaining cliques in \mathcal{C} , and C_l must be included in the *minimal clique cover*. We make sure this in step 7.

Time and Space. From Lemma 3.6, we know total number of appearances of edges in a locally minimal clique cover is $O(m\Delta)$. Since we only enumerate every edge contained in \mathcal{C} once in step 1, once in step 4, and at most once in step 5, entire post-processing step takes $O(m\Delta)$ time. We only use $O(m)$ counters initialized at

step 1, therefore, space bound is $O(m)$. \square

4.2 Improved Greedy Framework. Our basic greedy framework sets the stage for computing *locally minimal clique cover*, thereby *minimal clique cover*, in simplest possible terms. Now, we describe modifications of the basic framework that saves us from repeated computations of *candidate clique sets* in step 4 and 5 of Algorithm 1. To this end, we outline two parts incremental computations for *candidate clique sets* as follows.

1. Whenever a new clique $C_k = \{x, y\}$ is created, we add k to the *candidate clique sets* of common neighbors of x and y ; and also to the *candidate clique sets* of x and y .
2. Whenever an existing clique C_l is extended by an uncovered edge $\{x, y\}$, we remove l from the *candidate clique set* of a vertex z , such that both vertices x and y are not in $N(z)$. And we do this for all such vertices, except for the cases $z = x$ or $z = y$.

For the first of part of computation since we just have created $C_k = \{x, y\}$, for every common neighbor of x and y , say z , $C_k = \{x, y\}$ is contained in $N(z)$. Therefore, k must be added to S_z .

For the second of part of computation since we just have included $\{x, y\}$ to C_l , every $z \in V$ such that l is contained in S_z , must contain both x and y in $N(z)$. Otherwise, we must remove l from S_z , and restore validity of all *candidate clique sets*.

For the second part, to find z so that we can remove l from S_z , we select a vertex from C_l , say w , arbitrarily. Because, every such z is a common neighbor of vertices contained in C_l , processing only the neighbors of w , $N(w)$, would suffice.

Figure 2 shows a schematic for the first part of the computation, and Figure 3 shows a schematic for the second part of the computation. Incorporating these two parts incremental computations of *candidate clique sets*, we can discard computation of *candidate clique sets* in steps 4 and 5 of Algorithm 1. Modified algorithm is outlined in Algorithm 3 with two parts incremental computations added in steps 6 and 11. These modifications of Algorithm 1 would compute same *clique cover* as Algorithm 1. Therefore, following is straightforward to show.

LEMMA 4.4. *For a graph $G = (V, E)$, Algorithm 3 computes a minimal clique cover \mathcal{C} of G .*

Proof. All we need to verify that steps 6 and 11 agree with what would have been computed in step 4 and 5 of Algorithm 1.

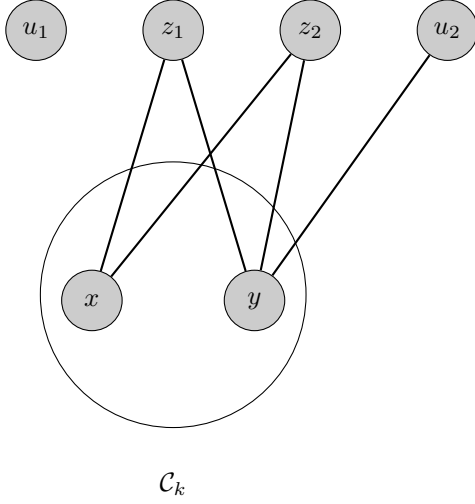


Figure 2: Except u_1 and u_2 , all other vertices would have C_k as *candidate clique* after the creation of C_k

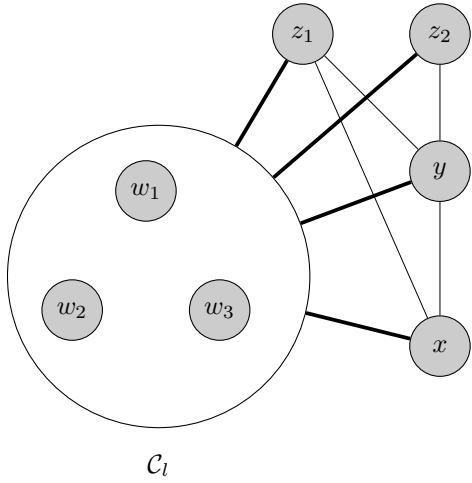


Figure 3: While including x and y to C_l , we would remove l from *candidate clique set* of z_2 , $S(z_2)$, since x is not in $N(z_2)$. Thick edge between a vertex and the clique C_l denotes the vertices in the clique are contained in the neighborhood of the vertex.

Step 11 follows from Definition 3.5, we added index of C_k to exactly the same sets of *candidate clique sets* that would have been computed in step 4 and 5 of Algorithm 1.

For step 6, since we are including $\{x, y\}$ to C_l . After this inclusion, according to the definition of *candidate clique*, for any $z \in V$ with $\{z, x\} \notin E$ or $\{z, y\} \notin E$, C_l would not have been computed as *candidate clique* in step 4 and 5 of Algorithm 1. And, we make sure to remove l from exactly those S_z at step 6 of Algorithm

Algorithm 3 Improved Greedy Framework

Input: A graph $G = (V, E)$

Output: A *minimal clique cover* \mathcal{C} of G

- 1: Select an ordering of edges in E , and process edges in that order in steps 3-13
 - 2: $k \leftarrow 0$
 - 3: **while** $\{x, y\} \in E$ uncovered **do**
 - 4: **if** $S_x \cap S_y \neq \phi$ **then**
 - 5: Select $l \in S_x \cap S_y$
 - 6: Select a vertex $w \in C_l$ arbitrarily. $\forall z \in N(w) \setminus \{x, y\}$, remove l from S_z , if both x and y are not in $N(z)$
 - 7: $C_l \leftarrow C_l \cup \{x, y\}$
 - 8: **else**
 - 9: $k \leftarrow k + 1$
 - 10: $C_k \leftarrow \{x, y\}$
 - 11: Add k to S_z , $\forall z \in (N(x) \cap N(y)) \cup \{x, y\}$
 - 12: **end if**
 - 13: **end while**
 - 14: $\mathcal{C} \leftarrow \text{Post-Process}(G, \{C_1, C_2, \dots, C_k\})$
 - 15: **return** \mathcal{C}
-

3. □

With the bound established in Lemma 3.8, we obtain following characterizations of Algorithm 3.

THEOREM 4.1. *For a graph $G = (V, E)$, Algorithm 3 computes a minimal clique cover \mathcal{C} of G , taking $O(m\Delta + |\mathcal{C}|\Delta^2)$ time and $O(m + |\mathcal{C}|\Delta)$ space; and for $\sum_{x \in V} |S_x| = O(m)$, it takes $O(m\Delta)$ time and $O(m)$ space.*

Proof. Lemma 4.4 shows the proof of *minimal clique cover*. Now, we show the analysis for $\sum_{x \in V} |S_x| = O(m)$; the general case follows from replacing the sum with the bound obtained in Lemma 3.8.

In every iteration, step 4 would take $O(\min\{|S_x|, |S_y|\})$ time. All iterations of step 4 would take $O(\sum_{\{x, y\} \in E} \min\{|S_x|, |S_y|\}) = O(\sum_{\{x, y\} \in E} |S_x|)$ time. But, any $x \in V$ would contribute at most $|N(x)|$ time in $\sum_{\{x, y\} \in E} |S_x|$, and using the bound $\sum_{x \in V} |S_x| = O(m)$, we get following time bound for all iterations of step 4. $O(\sum_{\{x, y\} \in E} |S_x|) = O(\sum_{x \in V} |S_x| |N(x)|) = O(\Delta \sum_{x \in V} |S_x|) = O(m\Delta)$.

Analysis of step 4 also applies to step 5. And, for our choices of clique selection, step 5 would also take $O(m\Delta)$ time for all iterations.

Step 6 would take $O(1)$ time to select w , and $O(\Delta)$ time to remove index of C_l from all S_z of relevant $z \in N(w)$. Step 7 would also take $O(\Delta)$ time. As

shown in Lemma 4.3, step 14 would take $O(m\Delta)$ time, and $O(m)$ space.

For *candidate clique sets*, we only have used $\sum_{x \in V} |S_x| = O(m)$ space. Combining preceding bounds, we conclude that for $\sum_{x \in V} |S_x| = O(m)$, Algorithm 3 does $O(m\Delta)$ computations, using $O(m)$ space. \square

4.3 Degeneracy Ordering. We describe modifications of our improved greedy framework that takes degeneracy of input graph into account. For edge ordering in step 1 of Algorithm 3, we make use of *degeneracy ordering*, and for graphs of constant degeneracy, show a family of linear time algorithms. To integrate degeneracy in the time bound, we modify the steps outlined in Algorithm 3 as follows.

1. In step 1, compute u_1, u_2, \dots, u_n (degeneracy ordering of V) and $N_d(u_i), \forall i \in [1, n]$. Cover edges incident from u_1 to vertices in $N_d(u_1)$ first, then cover edges incident from u_2 to vertices in $N_d(u_2)$, and so on.
2. In step 6, scan C_l , and select a vertex w such that w comes earliest in the degeneracy ordering among the vertices contained in C_l . Then instead of $N(w)$ use $N_d(w)$.
3. In step 11, if x precedes y in the degeneracy ordering of V , then use $N_d(x) \cap N(y)$ instead of $N(x) \cap N(y)$. Otherwise, use $N_d(y) \cap N(x)$ instead of $N(x) \cap N(y)$.
4. Discard step 14.

Note that since every non-empty subgraph must have at least one vertex with degree at most d , it must be the case $|C_l| \leq d+1, \forall C_l \in \mathcal{C}$. With the above-stated modifications, the correctness of steps 1-13 of Algorithm 3 is retained, and we obtain following result.

LEMMA 4.5. *For a graph $G = (V, E)$, Algorithm 3 with the above-stated modifications computes a locally minimal clique cover \mathcal{C} of G .*

Proof. Modification of step 1 does not effect validity of *clique cover*. Let for an uncovered edge $\{x, y\}$, x precedes y in the degeneracy order of V . With the edge ordering outlined in step 1 of the above-stated modifications, we only need to propagate *candidate clique sets* information to vertices that follow x in the degeneracy ordering of V . In step 11, we make sure this by updating *candidate clique sets* of vertices contained in $N_d(x) \cap N(y)$.

In step 6, we make sure we update S_z of all z that are yet to be processed by selecting a vertex w

contained in C_l such that among the vertices of C_l , w comes earliest in the degeneracy ordering of V . Note that this is exactly the vertex x that we added in step 11 when we created the clique with index l . Therefore, $N_d(w)$ of step 6 is the same list as of $N_d(x)$ of step 11 when we added $C_l = \{x, y\}$ to the *clique cover*. And, through $N_d(w)$ we get hold of all $z \in V$, whose S_z may contain C_l as *candidate clique*. \square

Taking the above-stated modifications into account, we get a tighter bound than the bound of 3.8 as follows.

LEMMA 4.6. *Let $\mathcal{C} = \{C_1, C_2, \dots, C_k\}$ be a clique cover of a subset of edges of $G = (V, E)$. If \mathcal{C} is locally minimal and computed following the above-stated modifications of Algorithm 3, then $\sum_{x \in V} |S_x| = O(m + |\mathcal{C}|d)$.*

Proof. Step 1 and 2 of the above-stated modifications do not include any new clique index to any set of \mathcal{S} . Only step 3 of the above-stated modifications adds clique index to sets of \mathcal{S} and we account for the effects as follows.

For every new clique C_l we created using rule (ii) of Definition 3.3, there are choices of *candidate clique sets* to which we include clique index l . With step 3 of the above-stated modifications, we deviate from the choices of *candidate clique sets* in the proof of Lemma 3.8. Assume x precedes y in the degeneracy order of V . Then with the deviation introduced with step 3 of the above-stated modifications, we include l to the *candidate clique sets* of vertices z , S_z , such that $z \in (N_d(x) \cap N(y)) \cup \{x, y\}$. Therefore, any vertex z such that $z \notin C_l$ it must be the case $|\{z | z \notin C_l, C_l \subseteq N(z)\}| \leq |N_d(x) \cap N(y)| = O(d)$. And we get following change from the proof of Lemma 3.8.

$$\sum_{x \in V} |\{l | x \notin C_l, C_l \subseteq N(x)\}| = O(|\mathcal{C}|d) \quad \square$$

We obtain following characterizations of Algorithm 3 through Lemma 4.6.

THEOREM 4.2. *For a graph $G = (V, E)$, Algorithm 3 with the above-stated modifications computes a locally minimal clique cover \mathcal{C} of G , taking $O(n + md + |\mathcal{C}|d^2)$ time and $O(m + |\mathcal{C}|d)$ space, and for $\sum_{x \in V} |S_x| = O(m)$, it takes $O(n + md)$ time and $O(m)$ space.*

Proof. Lemma 4.5 shows the proof of *locally minimal clique cover*. Now, we show the analysis for $\sum_{x \in V} |S_x| = O(m)$; the general case follows from replacing the sum with the bound obtained in Lemma 4.6.

Computing degeneracy ordering takes $O(m + n)$ time. Computing $N_d(u_i), \forall i \in [1, n]$ also takes $O(m + n)$ time.

Step 4 would take $O(\sum_{\{x,y\} \in E} \min\{|S_x|, |S_y|\}) = O(\sum_{\{x,y\} \in E} |S_x|)$ time. Under degeneracy ordering any $x \in V$ would contribute at most d times in $\sum_{\{x,y\} \in E} |S_x|$.

Therefore, step 4 in total would take $O(\sum_{\{x,y\} \in E} |S_x|) = O(\sum_{x \in V} |S_x| d) = O(d \sum_{x \in V} |S_x|) = O(md)$ time. Same $O(md)$ time bound applies to step 5, for our choices of clique selection.

Step 6 and 7 would take $O(d)$ time as $|C_l| \leq d + 1$, and we are only traversing $N_d(w)$. Step 11 takes $O(|N_d(x) \cap N(y)|) = O(d)$ time.

Combining preceding bounds, we conclude that for $\sum_{x \in V} |S_x| = O(m)$, our modifications of Algorithm 3 under degeneracy ordering does $O(n + md)$ computations, using $O(m)$ space. \square

5 FPT Algorithms

We present two FPT algorithms for *ECC-d*. Our FPT algorithms are based on two different design paradigms: one algorithm is based on *candidate clique sets* (Section 5.1), and the other algorithm is based on maximal clique enumeration (Section 5.2). To further corroborate versatility of *candidate clique sets* for computing *clique cover* with different objectives, we briefly describe an exact algorithm for the *assignment-minimum clique cover* problem (Section 5.1.1).

5.1 FPT Algorithm Based on *Candidate Clique Sets*

Our basis for computing a *minimum clique cover* of a graph using *candidate clique sets* is laid out in Lemma 3.9. Here we make sure that the computation takes degeneracy of graph into account. Algorithm 4 solves the parameterized decision problem *ECC-d*: if there is a clique cover of G with no more than k cliques, then Algorithm 4 returns it; otherwise, it returns ϕ . By iteratively increasing value of k , starting from 1, and calling Algorithm 4 with each value of k , we can compute a *minimum clique cover*.

In step 4 of Algorithm 4, we select an uncovered edge that helps us to bound number of branching required at each node of the search tree. For an uncovered edge selected in step 4, we consider each of the *candidate cliques* that can cover the edge (steps 5-13), and branch into each of such choices (step 8). *Prepare* subroutine (step 6) prepares *candidate clique sets* for inclusion of $\{x, y\}$ in C_l , and saves containment status of x and y in C_l . If a branch fails at step 8, *Restore* subroutine (step 12) undoes the changes made in steps 6-7. If none of the branches in steps 5-13 succeeds, and parameter k permits, then we try one final branch at steps 14-21. In this branch, we extend the *clique cover* with a new clique containing only $\{x, y\}$

Algorithm 4 *CandidateCliqueFPT*

Input: A graph $G = (V, E)$, *Clique cover* \mathcal{C} (of a subset of edges in E), *Candidate clique sets* \mathcal{S} , an integer k

Output: If exists, a *clique cover* \mathcal{C} of G with $|\mathcal{C}| \leq k$; otherwise ϕ

```

1: if  $\mathcal{C}$  covers  $G$  then
2:   return  $\mathcal{C}$ 
3: end if
4: Select an uncovered edge  $\{x, y\}$  such that  $y \in N_d(x)$ , and in the degeneracy order of  $V$ ,  $x$  follows any other vertex with such a neighbour  $y$ 
5: for each  $l \in S_x \cap S_y$  do
6:   Prepare( $G, \mathcal{C}, \mathcal{S}, l, \{x, y\}, W, x_l, y_l$ )
7:    $C_l \leftarrow C_l \cup \{x, y\}$ 
8:    $Q \leftarrow \text{CandidateCliqueFPT}(G, \mathcal{C}, \mathcal{S}, k)$ 
9:   if  $Q \neq \phi$  then
10:    return  $Q$ 
11:  end if
12:  Restore( $G, \mathcal{C}, \mathcal{S}, l, \{x, y\}, W, x_l, y_l$ )
13: end for
14: if  $k > 0$  then
15:   AddNewClique( $G, \mathcal{C}, \mathcal{S}, \{x, y\}$ )
16:    $Q \leftarrow \text{CandidateCliqueFPT}(G, \mathcal{C}, \mathcal{S}, k - 1)$ 
17:   if  $Q \neq \phi$  then
18:    return  $Q$ 
19:  end if
20:   RemoveNewClique( $G, \mathcal{C}, \mathcal{S}$ )
21: end if
22: return  $\phi$ 

```

(step 15). If the final branch fails, we restore the *clique cover* (step 20), and return to parent of this node (step 22).

Algorithm 5 *AddNewClique*

Input: A graph $G = (V, E)$, *Clique cover* \mathcal{C} (of a subset of edges in E), *Candidate clique sets* \mathcal{S} , an edge $\{x, y\}$

Output: A new clique added to \mathcal{C} , and updated *candidate clique sets*

```

1:  $p \leftarrow |\mathcal{C}| + 1$ 
2:  $C_p \leftarrow \{x, y\}$ 
3:  $R_p \leftarrow (N(x) \cap N(y)) \cup \{x, y\}$ 
4: for each  $z \in R_p$  do
5:    $S_z \leftarrow S_z \cup \{p\}$ 
6: end for
7: return  $\mathcal{C}, \mathcal{S}$ 

```

We could have made copies of \mathcal{C} and \mathcal{S} in steps 6 and 15 and could have branched modifying the copies. The algorithm would still be FPT, but we would incur $O(m + k\Delta)$ space and time cost per node in the search tree.

Instead, we outline computations in the subroutines, which help us to keep space use down to $O(m + k\Delta)$ in total, and to bound time spent per node to $O(\Delta)$. Next, we expand on the subroutines.

For each clique C_l , we use a data structure R_l , which keeps track of vertices that have C_l as *candidate cliques*, i.e., $R_l = \{z \in V \mid l \in S_z\}$. *AddNewClique* subroutine (Algorithm 5) initializes this data structure, for every new clique it adds to the *clique cover*. Also, at each node, *Prepare* and *Restore* subroutines share some data structure, namely W , x_l (indicator of whether C_l contains x), y_l (indicator of whether C_l contains y), to facilitate the modification of \mathcal{C} and \mathcal{S} and their restoration.

Algorithm 6 *Prepare*

Input: A graph $G = (V, E)$, *Clique cover* \mathcal{C} (of a subset of edges in E), *Candidate clique sets* \mathcal{S} , clique index l , an edge $\{x, y\}$, W , x_l , y_l

Output: *Candidate clique sets* prepared for covering $\{x, y\}$ with C_l , W , x_l , y_l

- 1: $W \leftarrow \phi$
- 2: **for each** $z \in R_l \setminus \{x, y\}$ **do**
- 3: **if** $\{x, z\} \notin E$ or $\{y, z\} \notin E$ **then**
- 4: $W \leftarrow W \cup \{z\}$
- 5: $S_z \leftarrow S_z \setminus \{l\}$
- 6: **end if**
- 7: **end for**
- 8: $R_l \leftarrow R_l \setminus W$
- 9: Compute and set values of indicator variables x_l and y_l denoting whether $x \in C_l$ and $y \in C_l$ respectively

10: **return** \mathcal{S}, W, x_l, y_l

Algorithm 7 *Restore*

Input: A graph $G = (V, E)$, *Clique cover* \mathcal{C} (of a subset of edges in E), *Candidate clique sets* \mathcal{S} , l , an edge $\{x, y\}$, W , x_l , y_l

Output: C_l and corresponding *candidate clique sets* restored

- 1: **for each** $z \in W$ **do**
 - 2: $R_l \leftarrow R_l \cup \{z\}$
 - 3: $S_z \leftarrow S_z \cup \{l\}$
 - 4: **end for**
 - 5: Using indicator variables x_l and y_l , restore containment of x and y in C_l
 - 6: **return** \mathcal{C}, \mathcal{S}
-

As outlined in Algorithm 6, *Prepare* subroutine removes l from the candidate clique sets of vertices in R_l that cannot have C_l as *candidate clique* after

inclusion of $\{x, y\}$ to C_l , and moves these vertices from R_l to W . *Prepare* subroutine also sets the values of x_l and y_l . *Restore* subroutine (Algorithm 7) simply undoes the changes made by step 7 and *Prepare* subroutine, using W , x_l , and y_l . Similarly, *RemoveNewClique* subroutine (Algorithm 8) undoes the modifications done to *clique cover* and *candidate clique sets* in *AddNewClique* subroutine. Note that all four subroutines have $O(\Delta)$ time bound.

Algorithm 8 *RemoveNewClique*

Input: A graph $G = (V, E)$, *Clique cover* \mathcal{C} (of a subset of edges in E), *Candidate clique sets* \mathcal{S}

Output: \mathcal{C} and \mathcal{S} restored by removing the last clique added by *AddNewClique*

- 1: $p \leftarrow |\mathcal{C}|$
 - 2: $\mathcal{C} \leftarrow \mathcal{C} \setminus C_p$
 - 3: **for each** $z \in R_p$ **do**
 - 4: $S_z \leftarrow S_z \setminus \{p\}$
 - 5: **end for**
 - 6: **return** \mathcal{C}, \mathcal{S}
-

Next, we show correctness, time and space bounds, depth of the search tree, and number of branches at each node of the search tree of Algorithm 4.

LEMMA 5.1. *Algorithm 4 correctly solves the parameterized problem ECC-d.*

Proof. Let $(G, (d, k))$ is an instance of *ECC-d*. Denote Algorithm 4 with A_x .

Consider a family of algorithms A that consider uncovered edges $\{x, y\}$ in arbitrary order in step 4 of Algorithm 4. Clearly, $A_x \in A$.

Now, if $(G, (d, k))$ is a 'yes' instance, then any algorithm $A_y \in A$ will report it. This is because A_y considers all possible ways to cover every uncovered edge: either $\{x, y\}$ has to be covered with one of the existing cliques C_l such that $l \in S_x \cap S_y$ (step 5-13), or $\{x, y\}$ cannot be covered with any of the existing cliques (step 14-21). A_y considers all such possible ways and allows search tree of depth with k cliques. Similarly, if $(G, (d, k))$ is a 'no' instance, then A_y returns ϕ , denoting a 'no' instance. \square

LEMMA 5.2. *In a search tree with at most k cliques, Algorithm 4 takes $O(m + k\Delta)$ space.*

Proof. Let T_i be a node in the search tree of Algorithm 4 when an uncovered $\{x, y\}$ is covered with a new clique in steps 14-21 of Algorithm 4. In T_i we must have created the new clique only because all branches

of steps 5-13 have failed. Any node T_j such that T_i is an ancestor of T_j in the search tree would not select $\{x, y\}$ as uncovered. Since, number of uncovered edge $\{x, y\}$ incident on any $x \in V$ is at most $|N(x)|$, characterization of Lemma 3.1 holds for any *clique cover* produced by Algorithm 4.

In the proof of Lemma 3.8, since we have established that the part of the proof related to Lemma 3.1 holds, it is straightforward to see that rest of the proof holds for any *clique cover* produced by Algorithm 4. It follows that characterization of Lemma 3.8 holds for *candidate clique sets* \mathcal{S} used in Algorithm 4.

Entire R_l data structures capture the same information as entire *candidate clique sets* \mathcal{S} , i.e., $\sum |R_l| = O(m + k\Delta)$. At each node, in *Prepare* subroutine, a vertex is either kept in R_l or moved to W . Therefore, space usage of W data structures in total is already accounted for, i.e., Algorithm 4 has $O(m + k\Delta)$ space bound. \square

LEMMA 5.3. *In a search tree with at most k cliques, depth of the search tree of Algorithm 4 is at most dk .*

Proof. Every new clique starts with two vertices (step 15), and each expansion of a clique (steps 5-13) with an uncovered edge $\{x, y\}$ will add one new vertex to the clique. Since $\forall C_l \in \mathcal{C}, |C_l| \leq d + 1$, number of total possible expansions of a clique is d . Therefore, in a search tree with at most k cliques, depth of the search tree is at most dk . \square

LEMMA 5.4. *Number of branches at any node of the search tree of Algorithm 4 is at most $\lfloor \frac{d^2}{4} \rfloor + 1$.*

Proof. Let $N_p(u_i)$ denote neighbours of u_i that precede u_i in the degeneracy order of V , i.e., $N_p(u_i) = N(u_i) \cap \{u_1, u_2, \dots, u_{i-1}\} = N(u_i) \setminus N_d(u_i)$.

Invariant: At any node in the search tree of Algorithm 4, if $x = u_i$, then $\forall C_l \in \mathcal{C}, C_l \subseteq \{u_i, \dots, u_n\}$.

Preceding invariant holds trivially by our choice of uncovered edge $\{x, y\}$ for each node. Since for any $x = u_i$, we only consider $y \in N_d(x)$, any $z \in N_p(x)$ will not be included in any C_l until we process a node where $x = z$.

From the invariant it follows that for any $C_l \in \mathcal{C}$ such that $l \in S_x$, either $x \in C_l$ or $(x \notin C_l$ and $C_l \subseteq N_d(x))$. But, for uncovered $\{x, y\}$, this must be the case that $x \notin C_l$. Therefore, we only need to consider the case $C_l \subseteq N_d(x)$. The vertices of $N_d(x)$ can appear in most $\lfloor \frac{|N_d(x)|^2}{4} \rfloor \leq \lfloor \frac{d^2}{4} \rfloor$ cliques [24]. It follows that $|S_x \cap S_y| \leq \lfloor \frac{d^2}{4} \rfloor$.

Therefore, number of branches in step 5-13 is bounded by $\lfloor \frac{d^2}{4} \rfloor$. Considering the branch for new clique

at step 14-21, number of total branches at each node of the search tree is at most $\lfloor \frac{d^2}{4} \rfloor + 1$. \square

THEOREM 5.1. *For ECC-d, Algorithm 4 is an FPT algorithm with time bound $O^*(d^{O(dk)})$.*

Proof. Lemma 5.1 shows the correctness proof for Algorithm 4. From Lemma 5.4, number of branches at any node of the search tree of Algorithm 4 is at most $\lfloor \frac{d^2}{4} \rfloor + 1$, and from Lemma 5.3, in a search tree with at most k cliques, depth of the search tree of Algorithm 4 is at most dk .

It follows that in a search tree with at most k cliques, total number of nodes is at most $(\lfloor \frac{d^2}{4} \rfloor + 1)^{dk}$, i.e., time bound of Algorithm 4 is $O^*(d^{O(dk)})$. \square

Each of the subroutines of Algorithm 4 has $O(\Delta)$ time bound. If *clique cover* size is k , considering $O(m + n)$ time to compute degeneracy ordering of V and all $N_d(x)$ lists, time bound to compute a *minimum clique cover* using Algorithm 4 is $O(m + n + \Delta k (\lfloor \frac{d^2}{4} \rfloor + 1)^{dk})$.

Note that we can exploit *candidate clique sets* further. For example, we can select uncovered edge arbitrarily, in step 4 of Algorithm 4, and still obtain an FPT algorithm with respect to parameters k and Δ . Applicability of *candidate clique sets* may extend far beyond what we have demonstrated so far. This paradigm of computing *clique cover* may give rise to better algorithms for many other objectives of *clique covers*. We show an example next.

5.1.1 Assignment-Minimum Clique Cover.

An objective of *clique cover* that has found application in problems requiring statistical data visualization is called *assignment-minimum clique cover* [[20], [36], [60]]. The objective of this *clique cover* is to find a *clique cover* C of G such that among the *clique covers* of G , C has a minimum total number of vertices contained in the cliques of C , i.e., $\sum_{C_l \in C} |C_l|$ is minimum. Prior search tree algorithm for this objective of *clique cover* requires bounds exponential in input size for depth, number of branches, and space use [20]. Next, we describe straightforward modifications of Algorithm 4 that solves this *clique cover* problem exactly, but with polynomial bounds on depth, number of branches, and space use.

For the *assignment-minimum clique cover*, we would run modifications of Algorithm 4 with parameter k set to m , since no *clique cover* would require more than m cliques. We would discard steps 9-11 and steps 17-19, since we would need to explore all *clique covers* with at most m cliques. Let \mathcal{C}^{AM} denote a *clique cover* with minimum total number of vertices among the *clique covers* explored in the search tree. Initially, \mathcal{C}^{AM} would

Algorithm 9 *MaximalCliqueFPT*

Input: A graph $G = (V, E)$, *Clique cover* \mathcal{C} (of a subset of edges in E), an integer k

Output: If exists, a *clique cover* \mathcal{C} of G with $|\mathcal{C}| \leq k$; otherwise ϕ

```
1: if  $\mathcal{C}$  covers  $G$  then
2:   return  $\mathcal{C}$ 
3: end if
4: if  $k \leq 0$  then
5:   return  $\phi$ 
6: end if
7: Select an uncovered edge  $\{x, y\}$  such that  $y \in N_d(x)$ , and in the degeneracy order of  $V$ ,  $x$  precedes any other vertex with such a neighbour  $y$ 
8: for each maximal clique  $R$  containing  $\{x, y\}$  in the subgraph induced by  $(N_d(x) \cap N(y)) \cup \{x, y\}$  do
9:    $Q \leftarrow \text{MaximalCliqueFPT}(G, \mathcal{C} \cup \{R\}, k - 1)$ 
10:  if  $Q \neq \phi$  then
11:    return  $Q$ 
12:  end if
13: end for
14: return  $\phi$ 
```

be empty. In step 2 of Algorithm 4, while returning, we would compare \mathcal{C}^{AM} with \mathcal{C} , and if \mathcal{C} has smaller total number of vertices than \mathcal{C}^{AM} , then we would set \mathcal{C}^{AM} to be \mathcal{C} . This algorithm has space bound $O(m\Delta)$ (Lemma 5.2), depth bound $O(dm)$ (Lemma 5.3), and $O(d^2)$ number of branches (Lemma 5.4).

5.2 FPT Algorithm Based on Maximal Clique Enumeration. Our maximal clique enumeration based FPT algorithm follows similar structural pattern as of the search tree algorithm of [34], but with crucial differences. Using a heuristic, [34] select an uncovered edge at each node of the search tree and enumerate all maximal cliques containing the edge. The expectation is that the heuristic would reduce number of nodes in the search tree. Nevertheless, at each node, search tree algorithm of [34] searches maximal cliques in a subgraph containing at most 2^k vertices. We utilize degeneracy ordering to choose an edge, and restrict the search for maximal cliques in the later neighbours (in the degeneracy ordering) of an end vertex of the edge. At each node, our algorithm searches maximal cliques in a subgraph containing at most d vertices.

Algorithm 9 outlines our maximal clique enumeration based FPT algorithm that solves *ECC-d*. In step 7 of Algorithm 9, we select an uncovered edge that helps us to bound number of maximal cliques need to be enumerated at each node of the search tree. More specifically, we select an edge $\{x, y\}$ such that $y \in N_d(x)$ and

all neighbours of x that precedes x in the degeneracy order of V do need not to be considered in the search of maximal cliques for $\{x, y\}$. Finally, we branch into each of the choices of maximal cliques in steps 8-13. We obtain following results.

LEMMA 5.5. *Algorithm 9 correctly solves the parameterized problem ECC-d.*

Proof. Let $N_p(u_i)$ denote neighbours of u_i that precede u_i in the degeneracy order of V , i.e., $N_p(u_i) = N(u_i) \cap \{u_1, u_2, \dots, u_{i-1}\} = N(u_i) \setminus N_d(u_i)$. Let $(G, (d, k))$ is an instance of *ECC-d*. Denote Algorithm 9 with A_x .

Consider a family of algorithms B that consider uncovered edges $\{x, y\}$ in arbitrary order in step 7 of Algorithm 9, and in steps 8-13 branches into each of the choices of maximal cliques containing $\{x, y\}$ in the subgraph induced by $(N(x) \cap N(y)) \cup \{x, y\}$.

Now, if $(G, (d, k))$ is a 'yes' instance, then any algorithm $B_y \in B$ will report it. This is because B_y considers all possible ways to cover every uncovered edge: $\{x, y\}$ can be covered with one of the maximal cliques containing $\{x, y\}$ in the subgraph induced by $(N(x) \cap N(y)) \cup \{x, y\}$. B_y considers all such possible maximal cliques, and allows search tree of depth with k cliques. Similarly, if $(G, (d, k))$ is a 'no' instance, then B_y returns ϕ , denoting a 'no' instance.

A_x deviates from the family of algorithms B : A_x considers maximal cliques containing $\{x, y\}$ in the subgraph induced by $(N_d(x) \cap N(y)) \cup \{x, y\}$. Next, we show that this deviation is safe.

Invariant: At any node in the search tree of Algorithm 9, if $x = u_i$, then all edges incident on $\{u_1, u_2, \dots, u_{i-1}\}$ are covered.

Preceding invariant holds trivially, by our choice of uncovered edge $\{x, y\}$, for each node in the search tree.

Note that $y \in N_d(x) \subseteq \{u_{i+1}, \dots, u_n\}$ and $N_d(x) \cap N(y) \subseteq \{u_{i+1}, \dots, u_n\}$. Now, the vertices that are not considered by A_x in the enumeration of maximal cliques are $(N(x) \cap N(y)) \setminus (N_d(x) \cap N(y)) = N_p(x) \cap N(y) \subseteq \{u_1, \dots, u_{i-1}\}$. By the invariant, all edges incident on $\{u_1, \dots, u_{i-1}\}$ are covered when we are considering maximal cliques for $\{x, y\}$. Therefore, it is safe to consider only maximal cliques in the subgraph induced by $(N_d(x) \cap N(y)) \cup \{x, y\}$. \square

Using the Moon-Moser bound of [55], we get desired time bound for Algorithm 9.

THEOREM 5.2. *For ECC-d, Algorithm 9 is an FPT algorithm with time bound $O^*(3^{O(dk)})$.*

Proof. Lemma 5.5 shows the correctness proof for Algorithm 9. Next, we show the fixed-parameter tractability of Algorithm 9.

Since $|N_d(x) \cap N(y)| \leq d$, by the Moon-Moser bound [55], number of maximal cliques in a subgraph induced by vertices of $N_d(x) \cap N(y)$ is at most $3^{\frac{d}{3}}$, i.e., number of maximal cliques enumerated at each node of the search tree is at most $3^{\frac{d}{3}}$. Therefore, total number of nodes in the search tree is at most $3^{\frac{dk}{3}}$, i.e., time bound of Algorithm 9 is $O^*(3^{O(dk)})$. \square

At each node of the search tree of Algorithm 9, we need to enumerate maximal cliques of a subgraph containing $|N_d(x) \cap N(y)| = O(d)$ vertices. Assuming maximal clique enumeration algorithm uses space proportional to the size of input graph, in a search tree with at most k cliques, space use of Algorithm 9 is $O(m + d^2k)$.

Using the Moon-Moser bound [55] for the search tree algorithm of [34], we obtain $O^*(3^{O(k2^k)})$ time bound. It follows that for $2^k > d$, Algorithm 9 improves upon the time bound of the search tree algorithm of [34] by a factor of $3^{k(2^k - d)}$.

We can also compare the algorithms using time bounds of maximal clique enumeration algorithms. Using the time bound of [22], we get $O^*(d^k 3^{O(dk)})$ and $O^*(2^{k^2} 3^{O(dk)})$ time bounds for Algorithm 9 and search tree algorithm of [34] respectively. For $2^k > d$, this results in $(\frac{2^k}{d})^k$ factor improvement of time bound by Algorithm 9 on the time bound of the search tree algorithm of [34].

Note that our FPT algorithm based on maximal clique enumeration (Algorithm 9) has better dependency on d in the time bound than our FPT algorithm based on *candidate clique sets* (Algorithm 4): $O^*(3^{O(dk)})$ vs. $O^*(d^{O(dk)})$. Therefore, we expect Algorithm 9 to perform better than Algorithm 4 on dense graphs.

6 Experimental Analyses

In this section we present a summary of our experimental analyses of our FPT algorithms (Section 6.1) and greedy framework (Section 6.2). We compare runtimes and other metrics of our algorithms against the state of the art, on random graphs, as well as on real-world graphs. We ask reader to consult Appendix A for further details of the results discussed in this section.

We ran our experiments on an AMD Epyc 7662 processors based system (part of Purdue University Community Cluster) called Bell¹. Nodes in the cluster has 128 cores, each core running at 2.0 GHz, with 16 MB unified L3 Cache. Bell nodes have 256-1024 GB memory, and run CentOS 7 operating system. We implemented our algorithms in the C++ programming language and compiled using gcc compiler (version 9.3.0)

with the -O3 optimization flag. Our implementations are freely available upon request (will be available at github.com).

6.1 Experimental Analysis of FPT algorithms

6.1.1 Dataset. In this analysis we evaluated all our algorithms using random graphs from the $G(n, p)$ model. Varying n (150-1000) and p (0.035 - 0.11), we generated 16 ensembles of $G(n, p)$, each containing 32 random graphs. Appendix A.1 contains details of the dataset and related statistics.

6.1.2 Algorithms Tested. We have found that preprocessing with data reduction rules such as presented by [34] is crucial for the search tree algorithms. In our study we have not found any graph instance which has application of interleaving data reduction rules in the search tree (as done in [34]). Therefore, we used data reduction rules of [34] as preprocessing steps for our FPT algorithms. We implemented and tested four algorithms: two of our FPT algorithms outlined in Algorithm 4 (*CFPT*) and Algorithm 9 (*MFPT*), the FPT algorithm of [34] (*GFPT*), and the FPT algorithm of [34] without interleaving the data reduction rules (*GFPT-NI*). We evaluated *MFPT* with three different *Bron-Kerbosch* [7] based maximal clique enumeration algorithms: [44] (*Koch*), [67] (*TTT*), [22] (*ELS*); and based on our evaluation, we used *ELS* based implementation for *MFPT*, *GFPT*, and *GFPT-NI* (Appendix A.7).

6.1.3 Experimental Results. All tested algorithms were allowed to run up to 4 hours on each of the 512 graphs. Let *completion rate* denote percentage of number of graphs (in each of the graph ensembles) for which *clique covers* were computed within 4 hours. *Completion rates* are significantly small from *GFPT* (18.75%-46.88%) and *GFPT-NI* (31.25%-68.75%) (Appendix A.2). Both *CFPT* (*completion rates* 93.75%-100%) and *MFPT* (*completion rates* 96.88%-100%) computed *clique cover* of all 32 graphs of most of the graph ensembles.

Table 1 shows the runtime comparisons of *GFPT*, *CFPT*, and *MFPT*. Both of our algorithms show significantly better performance than *GFPT*: *CFPT* is approximately 100-5000 times faster than *GFPT*, and *MFPT* is approximately 250-900 times faster than *GFPT* (see Appendix A.3 for geometric mean of ratios of runtimes).

GFPT-NI showed better performance than *GFPT* on some of the graph ensembles (Table 8, Appendix A.3). *GFPT* and *GFPT-NI* have the same search tree for all our test graphs, since in our study we have not

¹rcac.purdue.edu/compute/bell

Table 1: Average runtimes of *GFPT*, *CFPT*, and *MFPT*. Each of the row statistics is on the instances on which *GFPT* terminated within 4 hours (Appendix A.2).

Graph	Average Runtime (seconds)		
	<i>GFPT</i>	<i>CFPT</i>	<i>MFPT</i>
er_150_0100	3123.58	8.62	7.90
er_150_0102	3545.24	8.98	22.11
er_150_0104	2939.30	12.56	5.21
er_150_0106	4121.85	23.70	22.75
er_150_0108	4071.08	2.64	9.97
er_150_0110	4117.19	0.61	7.14
er_250_0070	2570.21	13.66	4.59
er_260_0070	3190.58	2.14	3.45
er_270_0070	3724.74	5.06	9.04
er_280_0070	2001.80	8.56	11.10
er_290_0070	3327.44	13.34	26.33
er_300_0070	3921.95	2.21	9.98
er_200_009	4437.79	6.24	12.18
er_500_005	4425.95	1.99	7.39
er_750_0040	5227.85	1.82	5.18
er_1000_0035	3405.49	2.80	6.20

found any application of data reduction rules during the execution of the search tree algorithm of [34]. The reduction of runtime of *GFPT-NI*, compared to *GFPT*, comes from the time saved by not attempting to apply data reduction rules at each node of the search tree (for a graph with n vertices, data reduction rules have $O(n^4)$ time bound [34]). But, even with this savings in runtimes, performance of *GFPT-NI* are nowhere close to the performances of our algorithms.

The reason for stunning performances of our algorithms is in the fact that the search trees generated by our algorithms are remarkably small. Table 2 shows comparison results of number of nodes in the search trees of *GFPT* and *MFPT*. Search trees of *GFPT* (or *GFPT-NI*) and *MFPT* are directly comparable: every node in the search tree corresponds to a new clique, added to *clique cover*. Search trees of *MFPT* are approximately 50-150 times smaller than search trees of *GFPT* (or *GFPT-NI*). Note that these massive reductions of number of nodes in the search trees are only on the graphs on which *GFPT* terminated within 4 hours. With increased time cut off (> 4 hours), these reductions would get even larger: both *CFPT* and *MFPT* can solve graph instances in minutes, which *GFPT* could not solve in 24 hours.

Search trees of *CFPT* are not directly comparable with search trees of other algorithms: search tree of

Table 2: Average number of nodes (in million) generated in the search trees of *GFPT* (or *GFPT-NI*) and *MFPT*. Last column shows geometric mean of ratios of number of nodes in the search tree of *GFPT* to number of nodes in the search tree of *MFPT*.

Graph	Average number of search tree nodes (in million)		Geometric mean of ratios of number of search tree nodes
	<i>GFPT</i>	<i>MFPT</i>	
	er_150_0100	2387.42	
er_150_0102	4542.24	77.11	82.51
er_150_0104	4702.10	86.70	86.52
er_150_0106	3266.89	36.06	111.32
er_150_0108	3730.83	36.09	137.56
er_150_0110	6287.48	111.71	85.79
er_250_0070	2335.21	14.83	98.83
er_260_0070	5622.55	27.29	144.26
er_270_0070	4440.97	36.18	111.81
er_280_0070	781.74	18.62	44.37
er_290_0070	3116.29	56.33	58.73
er_300_0070	2075.01	26.86	64.44
er_200_009	4443.24	105.26	107.83
er_500_005	4410.74	24.63	153.69
er_750_0040	3649.86	67.32	126.41
er_1000_0035	3400.76	27.74	94.64

CFPT has depth bound dk (Lemma 5.3), whereas search trees of other algorithms have depth bound k . Nevertheless, *CFPT* shows even better performance than *MFPT* on most of the graph ensembles, despite the fact that *MFPT* has better dependency on d in the time bound than *CFPT*: $O^*(3^{O(dk)})$ vs. $O^*(d^{O(dk)})$.

6.2 Experimental Analysis of Greedy Framework

6.2.1 Dataset. Our dataset for this analysis consists of 30 real-world graphs with number of edges ranging from approximately 1 million to 1.8 billion (Appendix A.4). The dataset contains 21 brain networks from networkrepository.com [66], 6 social networks from the Stanford Large Network Dataset Collection [47], and 3 gene regulatory networks from the Suite Sparse Matrix Collection (sparse.tamu.edu [16]).

6.2.2 Algorithms Tested. Our graphs of this analysis are not solvable by the FPT algorithms in a reasonable amount of time (24 hours). Therefore, we consider fast variants of the state of the art heuristic algorithms. We tested four algorithms: improvement of the Keller-

Table 3: Average relative reduction of *clique cover* size by *CCSD* and *CCSG* (relative to *g-ALG* and *c-ALG*).

Algorithm compared	Average relative reduction	
	CCSG	CCSD
g-ALG	27.14	30.15
c-ALG	13.15	16.36

Table 4: Geometric mean of relative performances of *CCSD* and *CCSG* (relative to *g-ALG* and *c-ALG*).

Algorithm compared	Mean relative performance	
	CCSG	CCSD
g-ALG	80.22	93.91
c-ALG	2.51	2.91

man heuristic [42] by [34] (*g-ALG*), the *ECC-rc* variant of heuristic algorithm by [11] (*c-ALG*), two of our algorithms, outlined in Algorithm 3 (*CCSG*) and modifications of *CCSG* for degeneracy ordering outlined in Section 4.3 (*CCSD*). For *CCSG* (also for *g-ALG*), we used degree based edge ordering (edges incident on low degree vertices are processed first), and for both *CCSG* and *CCSD* we selected largest clique in step 5 of Algorithm 3.

6.2.3 Metrics of Comparison.

Our metric to compare quality of *clique cover* is relative reduction of *clique cover size*. For relative reduction, we do not consider *trivial cliques*² of a graph in the *clique cover*, since *trivial cliques* are common among all *clique covers*. Therefore, if number of cliques (*without trivial cliques*) produced by algorithm 'A', and algorithm 'B' are 'a', and 'b', respectively, then relative reduction of *clique cover size* by 'B' (relative to 'A') is $(1 - \frac{b}{a}) \times 100$.

For the performance comparison we use relative performance: if 'a' is the runtime of algorithm 'A', and 'b' (in same unit as 'a') is the runtime of algorithm 'B', then relative performance of 'B' (relative to 'A') is the ratio of 'a' to 'b'.

6.2.4 Experimental Results.

All tested algorithms were allowed to run up to 24 hours on each of the graphs of the dataset. Out of 30 graphs (Appendix A.4), *c-ALG* terminated on 29 graphs, and *g-ALG* terminated only on 13 graphs. Our algorithms terminated on all the graphs within 3 hours: longest time taken by *CCSG* is 2.57 hours, and by *CCSD* is 2.26 hours.

For the graphs on which *g-ALG* and *c-ALG* termi-

²A *trivial clique* is an edge whose end vertices do not share any common vertex in their neighbourhood. Any algorithm must cover every such edge by a clique containing only the edge.

nated within 24 hours, Table 3 and Table 4 summarize comparison of *CCSG* and *CCSD* against *g-ALG* and *c-ALG* on the two metrics (details are in Appendix A.5). On both metrics, both of our algorithms outperformed *g-ALG* and *c-ALG*. Notably, our algorithms are approximately 90 times faster on average than *g-ALG*, and *clique cover* size of our algorithms are approximately 30% smaller on average compared to *g-ALG*.

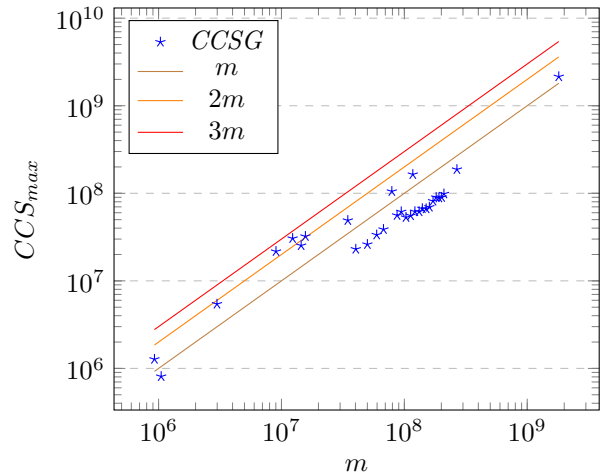


Figure 4: $CCS_{max} = \max\{\sum_{x \in V} |S_x|\}$ vs. m for all 30 test graphs of Table 9.

All tested algorithms used same post-processing step (by [45]). For the entire dataset, average and maximum relative reduction of *clique cover* size by post-processing in *CCSG* are only 0.05 and 0.1 respectively: this gives strong experimental verification of extremely rare redundancy in *locally minimal clique cover* (Lemma 3.4). Also, for the graphs of Appendix A.1, *clique cover* sizes from our greedy algorithms are only 1% to 2% larger on average than the optimal *clique cover* sizes; but our greedy algorithms are orders of magnitude faster than the FPT algorithms (Appendix A.6).

In Theorem 4.1 and Theorem 4.2 we have described results for the cases when the bound $\sum_{x \in V} |S_x| = O(m)$ holds. We have found that the bound holds for all our test graphs. Algorithm 3 grows and shrinks the value of the $\sum_{x \in V} |S_x|$. In Figure 4, we show the maximum value of the sum $CCS_{max} = \max\{\sum_{x \in V} |S_x|\}$ in the entire execution of the algorithm. Also, in Figure 5, we plotted total size of the intersections CCS_{tsi} at step 4 of Algorithm 3, which is bounded by $\sum_{\{x,y\} \in E} \min\{|S_x|, |S_y|\}$. CCS_{tsi} is the dominating time of Algorithm 3. To avoid cluttering the plots, we omitted similar results of *CCSD*.

In Figure 6, we show runtimes (milliseconds) of *CCSG* and *CCSD* against number of edges of graph.

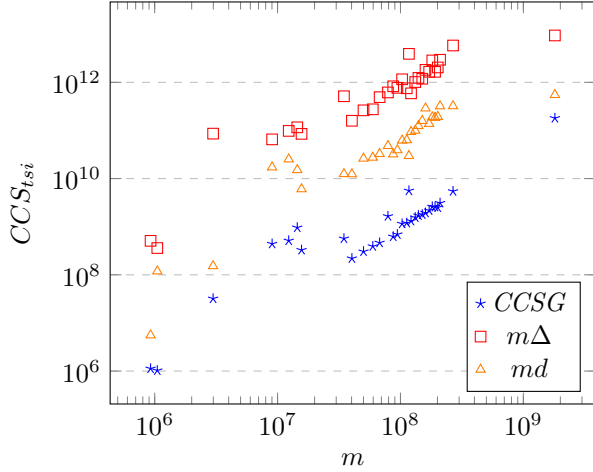


Figure 5: Total size of the intersections at step 4 of Algorithm 3 (CCS_{tsi}) vs. m for all 30 test graphs of Table 9. Both $m\Delta$ and md values show that they are consistent upper bounds of CCS_{tsi} .

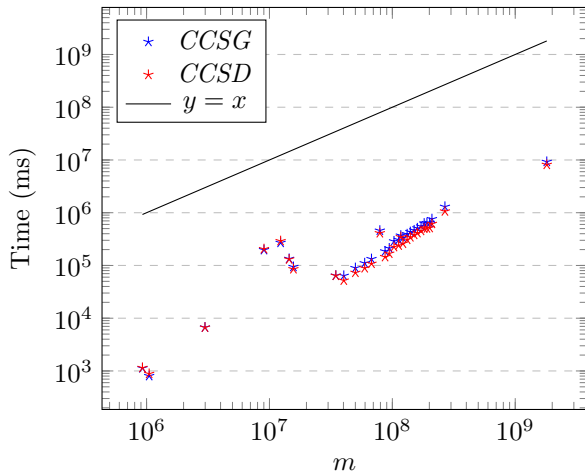


Figure 6: Runtimes (milliseconds) of $CCSG$ and $CCSD$ vs. m for all 30 real-world graphs of the dataset.

We conclude that for the test graphs of Table 9, both $CCSG$ and $CCSD$ exhibit linear time bound.

7 Conclusions

We have presented a set theoretic concept and its use as a design paradigm for computing different objectives of *clique covers*. We have shown that integration of structural parameters of graph along with natural parameter can lead to design of better algorithms for *clique cover* problems, both in asymptotic time bound and in practice. We have provided detailed comparison results of different metrics of our algorithms against the

state of the art, substantiating excellent performance of our algorithms.

Motivated by real-world applications, recently, a number of *clique cover* problems have been studied [[12], [26]] that consider edge weights of graph. We believe (alluding to the polynomial bounds we have shown for the *assignment-minimum clique cover* [20]) our set theoretic concept and its use in utilizing structural parameters of graph would prompt further studies of these edge weighted *clique cover* problems.

References

- [1] Pankaj K Agarwal, Noga Alon, Boris Aronov, and Subhash Suri. Can visibility graphs be represented compactly? *Discrete & Computational Geometry*, 12(3):347–365, 1994.
- [2] Noga Alon. Covering graphs by the minimum number of equivalence relations. *Combinatorica*, 6(3):201–206, 1986.
- [3] Giorgio Ausiello, Pierluigi Crescenzi, Giorgio Gambosi, Viggo Kann, Alberto Marchetti-Spaccamela, and Marco Protasi. *Complexity and Approximation: Combinatorial Optimization Problems and their Approximability Properties*. Springer Science & Business Media, 2012.
- [4] Vladimir Batagelj and Matjaz Zaversnik. An $o(m)$ algorithm for cores decomposition of networks. *arXiv preprint cs/0310049*, 2003.
- [5] Michael Behrisch and Anusch Taraz. Efficiently covering complex networks with cliques of similar vertices. *Theoretical Computer Science*, 355(1):37–47, 2006.
- [6] Mathieu Blanchette, Ethan Kim, and Adrian Vetta. Clique cover on sparse networks. In *2012 Proceedings of the Fourteenth Workshop on Algorithm Engineering and Experiments (ALENEX)*, pages 93–102. SIAM, 2012.
- [7] Coen Bron and Joep Kerbosch. Algorithm 457: finding all cliques of an undirected graph. *Communications of the ACM*, 16(9):575–577, 1973.
- [8] L Sunil Chandran, Davis Issac, and Andreas Karrenbauer. On the parameterized complexity of biclique cover and partition. In *11th International Symposium on Parameterized and Exact Computation*, pages 1–13. Schloss Dagstuhl, 2017.
- [9] Maw-Shang Chang and Haiko Müller. On the tree-degree of graphs. In *International Workshop on Graph-Theoretic Concepts in Computer Science*, pages 44–54. Springer, 2001.
- [10] Marek Chrobak and David Eppstein. Planar orientations with low out-degree and compaction of adjacency matrices. *Theoretical Computer Science*, 86(2):243–266, 1991.
- [11] Alessio Conte, Roberto Grossi, and Andrea Marino. Large-scale clique cover of real-world networks. *Information and Computation*, 270:104464, 2020.

- [12] Madison Cooley, Casey S Greene, Davis Issac, Milton Pividori, and Blair D Sullivan. Parameterized algorithms for identifying gene co-expression modules via weighted clique decomposition. *arXiv preprint arXiv:2106.00657*, 2021.
- [13] Marek Cygan, Fedor V Fomin, Łukasz Kowalik, Daniel Lokshtanov, Dániel Marx, Marcin Pilipczuk, Michał Pilipczuk, and Saket Saurabh. *Parameterized algorithms*, volume 5. Springer, 2015.
- [14] Marek Cygan, Stefan Kratsch, Marcin Pilipczuk, Michał Pilipczuk, and Magnus Wahlström. Clique cover and graph separation: New incompressibility results. *ACM Transactions on Computation Theory (TOCT)*, 6(2):1–19, 2014.
- [15] Marek Cygan, Marcin Pilipczuk, and Michał Pilipczuk. Known algorithms for edge clique cover are probably optimal. *SIAM Journal on Computing*, 45(1):67–83, 2016.
- [16] Timothy A Davis and Yifan Hu. The university of florida sparse matrix collection. *ACM Transactions on Mathematical Software (TOMS)*, 38(1):1–25, 2011.
- [17] Alice M Dean, Joan P Hutchinson, and Edward R Scheinerman. On the thickness and arboricity of a graph. *Journal of Combinatorial Theory, Series B*, 52(1):147–151, 1991.
- [18] Rodney G Downey and Michael R Fellows. *Fundamentals of parameterized complexity*, volume 4. Springer, 2013.
- [19] Alina Ene, William Horne, Nikola Milosavljevic, Prasad Rao, Robert Schreiber, and Robert E Tarjan. Fast exact and heuristic methods for role minimization problems. In *Proceedings of the 13th ACM symposium on Access control models and technologies*, pages 1–10, 2008.
- [20] John M Ennis, Charles M Fayle, and Daniel M Ennis. Assignment-minimum clique coverings. *Journal of Experimental Algorithmics (JEA)*, 17:1–1, 2012.
- [21] David Eppstein, Michael T Goodrich, and Jeremy Yu Meng. Confluent layered drawings. *Algorithmica*, 47(4):439–452, 2007.
- [22] David Eppstein, Maarten Löffler, and Darren Strash. Listing all maximal cliques in sparse graphs in near-optimal time. In *International Symposium on Algorithms and Computation*, pages 403–414. Springer, 2010.
- [23] David Eppstein, Maarten Löffler, and Darren Strash. Listing all maximal cliques in large sparse real-world graphs. *Journal of Experimental Algorithmics (JEA)*, 18:3–1, 2013.
- [24] Paul Erdős, Adolph W Goodman, and Louis Pósa. The representation of a graph by set intersections. *Canadian Journal of Mathematics*, 18:106–112, 1966.
- [25] Paul Erdős and András Hajnal. On chromatic number of graphs and set-systems. *Acta Mathematica Academiae Scientiarum Hungarica*, 17(1-2):61–99, 1966.
- [26] Andreas Emil Feldmann, Davis Issac, and Ashutosh Rai. Fixed-parameter tractability of the weighted edge clique partition problem. In *15th International Symposium on Parameterized and Exact Computation (IPEC 2020)*. Schloss Dagstuhl-Leibniz-Zentrum für Informatik, 2020.
- [27] Andres Figueroa, James Borneman, and Tao Jiang. Clustering binary fingerprint vectors with missing values for dna array data analysis. *Journal of Computational Biology*, 11(5):887–901, 2004.
- [28] Jörg Flum and Martin Grohe. *Parameterized complexity theory*. Springer Science & Business Media, 2006.
- [29] Eugene C Freuder. A sufficient condition for backtrack-free search. *Journal of the ACM (JACM)*, 29(1):24–32, 1982.
- [30] Alan Frieze and Bruce Reed. Covering the edges of a random graph by cliques. *Combinatorica*, 15(4):489–497, 1995.
- [31] Harold N Gabow and Herbert H Westermann. Forests, frames, and games: algorithms for matroid sums and applications. *Algorithmica*, 7(1):465–497, 1992.
- [32] Michael R Garey and David S Johnson. *Computers and intractability*, volume 174. freeman San Francisco, 1979.
- [33] Floris Geerts, Bart Goethals, and Taneli Mielikäinen. Tiling databases. In *International conference on discovery science*, pages 278–289. Springer, 2004.
- [34] Jens Gramm, Jiong Guo, Falk Hüffner, and Rolf Niedermeier. Data reduction, exact, and heuristic algorithms for clique cover. In *Proceedings of the Meeting on Algorithm Engineering & Experiments*, pages 86–94. Society for Industrial and Applied Mathematics, 2006.
- [35] Jens Gramm, Jiong Guo, Falk Hüffner, and Rolf Niedermeier. Data reduction and exact algorithms for clique cover. *Journal of Experimental Algorithmics (JEA)*, 13:2, 2009.
- [36] Jens Gramm, Jiong Guo, Falk Hüffner, Rolf Niedermeier, Hans-Peter Piepho, and Ramona Schmid. Algorithms for compact letter displays: Comparison and evaluation. *Computational Statistics & Data Analysis*, 52(2):725–736, 2007.
- [37] Hermann Gruber and Markus Holzer. Inapproximability of nondeterministic state and transition complexity assuming $p \neq np$. In *International Conference on Developments in Language Theory*, pages 205–216. Springer, 2007.
- [38] András Gyárfás. A simple lower bound on edge coverings by cliques. *Discrete Mathematics*, 85(1):103–104, 1990.
- [39] Joel Helling, PJ Ryan, WF Smyth, and Michael Soltys. Constructing an indeterminate string from its associated graph. *Theoretical Computer Science*, 710:88–96, 2018.
- [40] Douglas N Hoover. Complexity of graph covering problems for graphs of low degree. *Journal of Combinatorial Mathematics and Combinatorial Computing*, 11(187-208):7, 1992.
- [41] Wen-Lian Hsu and Kuo-Hui Tsai. Linear time algorithms on circular-arc graphs. *Information Processing*

- Letters*, 40(3):123–129, 1991.
- [42] Eduardo Kellerman. Determination of keyword conflict. *IBM Technical Disclosure Bulletin*, 16(2):544–546, 1973.
- [43] Lefteris M Kirov and Dimitris M Thilikos. The linkage of a graph. *SIAM Journal on Computing*, 25(3):626–647, 1996.
- [44] Ina Koch. Enumerating all connected maximal common subgraphs in two graphs. *Theoretical Computer Science*, 250(1-2):1–30, 2001.
- [45] Lawrence T. Kou, Larry J. Stockmeyer, and Chak-Kuen Wong. Covering edges by cliques with regard to keyword conflicts and intersection graphs. *Communications of the ACM*, 21(2):135–139, 1978.
- [46] Lukasz Kowalik. Approximation scheme for lowest out-degree orientation and graph density measures. In *International Symposium on Algorithms and Computation*, pages 557–566. Springer, 2006.
- [47] Jure Leskovec and Andrej Krevl. SNAP Datasets: Stanford large network dataset collection. <http://snap.stanford.edu/data>, June 2014.
- [48] Don R Lick and Arthur T White. k-degenerate graphs. *Canadian Journal of Mathematics*, 22(5):1082–1096, 1970.
- [49] Carsten Lund and Mihalis Yannakakis. On the hardness of approximating minimization problems. *Journal of the ACM (JACM)*, 41(5):960–981, 1994.
- [50] Shaohan Ma, Walter D Wallis, and Julin Wu. Clique covering of chordal graphs. *Utilitas Mathematica*, 36:151–152, 1989.
- [51] Alex Markham and Moritz Grosse-Wentrup. Measurement dependence inducing latent causal models. In *Conference on Uncertainty in Artificial Intelligence*, pages 590–599. PMLR, 2020.
- [52] David W Matula and Leland L Beck. Smallest-last ordering and clustering and graph coloring algorithms. *Journal of the ACM (JACM)*, 30(3):417–427, 1983.
- [53] Ryan McIntyre and Michael Soltys. An improved upper bound and algorithm for clique covers. *Journal of Discrete Algorithms*, 48:42–56, 2018.
- [54] Terry A McKee and Fred R McMorris. *Topics in intersection graph theory*. SIAM, 1999.
- [55] John W Moon and Leo Moser. On cliques in graphs. *Israel journal of Mathematics*, 3(1):23–28, 1965.
- [56] Egbert Mujuni and Frances Rosamond. Parameterized complexity of the clique partition problem. In *Proceedings of the fourteenth symposium on Computing: the Australasian theory-Volume 77*, pages 75–78, 2008.
- [57] Dana S Nau, George Markowsky, Max A Woodbury, and D Bernard Amos. A mathematical analysis of human leukocyte antigen serology. *Mathematical Biosciences*, 40(3-4):243–270, 1978.
- [58] Igor Nor, Danny Hermelin, Sylvain Charlat, Jan Englestadter, Max Reuter, Olivier Duron, and Marie-France Sagot. Mod/resc parsimony inference: Theory and application. *Information and Computation*, 213:23–32, 2012.
- [59] James Orlin. Contentment in graph theory: covering graphs with cliques. In *Indagationes Mathematicae (Proceedings)*, volume 80, pages 406–424. Elsevier, 1977.
- [60] Hans-Peter Piepho. An algorithm for a letter-based representation of all-pairwise comparisons. *Journal of Computational and Graphical Statistics*, 13(2):456–466, 2004.
- [61] Erich Prisner. Clique covering and clique partition in generalizations of line graphs. *Discrete applied mathematics*, 56(1):93–98, 1995.
- [62] Norman J Pullman. Clique coverings of graphs—a survey. *Combinatorial Mathematics X*, pages 72–85, 1983.
- [63] Subramanian Rajagopalan, Manish Vachharajani, and Sharad Malik. Handling irregular ILP within conventional VLIW schedulers using artificial resource constraints. In *Proceedings of the 2000 International Conference on Compilers, Architecture, and Synthesis for Embedded Systems*, pages 157–164, 2000.
- [64] Fred S Roberts. Applications of edge coverings by cliques. *Discrete Applied Mathematics*, 10(1):93–109, 1985.
- [65] Neil Robertson and Paul D Seymour. Graph minors. iii. planar tree-width. *Journal of Combinatorial Theory, Series B*, 36(1):49–64, 1984.
- [66] Ryan A. Rossi and Nesreen K. Ahmed. The network data repository with interactive graph analytics and visualization. In *AAAI*, 2015.
- [67] Etsuji Tomita, Akira Tanaka, and Haruhisa Takahashi. The worst-case time complexity for generating all maximal cliques and computational experiments. *Theoretical computer science*, 363(1):28–42, 2006.
- [68] Jierui Xie, Stephen Kelley, and Boleslaw K Szymanski. Overlapping community detection in networks: The state-of-the-art and comparative study. *Acm Computing Surveys*, 45(4):1–35, 2013.

A Additional Details of Experimental Analyses

A.1 Dataset for the analysis of Section 6.1. In our preliminary experiments, we found that many random graph instances that are solvable by *CFPT* and *MFPT* in minutes are not solvable by *GFPT* or *GFPT-NI* in 24 hours. Therefore, by extensive testing we selected n and p such that $G(n, p)$ instances are likely to be solvable by *GFPT* in 4 hours. These graphs are chosen so that search trees of *GFPT* are not too small for comparison, but not too large for 4 hours time cut off. For each fixed n and p of Table 5, we generated as many random graphs as needed to find 32 random graphs that have number of uncovered edges between 45 and 70, after the application of data reduction rules of [34].

Table 5: Our test graphs from the $G(n, p)$ model. For fixed n and p , we collected 32 $G(n, p)$ instances, i.e., each row stands for an ensemble of 32 random graphs.

Graph	n	p	m (average)	d (average)	Δ (average)
er_150_0100	150	0.100	1126.22	10.34	25.44
er_150_0102	150	0.102	1147.81	10.63	25.38
er_150_0104	150	0.104	1163.41	10.84	26.38
er_150_0106	150	0.106	1168.22	10.75	26.25
er_150_0108	150	0.108	1183.09	11.06	26.25
er_150_0110	150	0.110	1196.81	11.06	26.19
er_250_007	250	0.070	2218.44	12.28	30.91
er_260_007	260	0.070	2393.63	12.91	31.66
er_270_007	270	0.070	2564.31	13.22	31.78
er_280_007	280	0.070	2739.75	13.78	32.25
er_290_007	290	0.070	2921.41	14.16	32.91
er_300_007	300	0.070	3110.97	14.81	34.13
er_200_009	200	0.090	1765.94	12.31	29.31
er_500_005	500	0.050	6233.88	17.84	40.97
er_750_004	750	0.040	11238.00	21.56	48.31
er_1000_0035	1000	0.035	17413.44	25.63	53.84

A.2 Completion Rates of FPT algorithms. Table 6 shows percentage of number of graphs (in each of the graph ensembles) for which *clique covers* were computed within 4 hours by the FPT algorithms.

Table 6: Completion rates of the FPT algorithms in 4 hours on the 32 graphs of each of the graph ensembles of Table 5.

Graph	<i>GFPT</i>	<i>GFPT-NI</i>	<i>CFPT</i>	<i>MFPT</i>
er_150_0100	46.88	62.50	96.88	100.00
er_150_0102	43.75	65.63	100.00	100.00
er_150_0104	31.25	53.13	93.75	96.88
er_150_0106	43.75	62.50	93.75	96.88
er_150_0108	31.25	50.00	100.00	100.00
er_150_0110	18.75	31.25	96.88	100.00
er_250_007	40.63	46.88	100.00	96.88
er_260_007	34.38	56.25	100.00	96.88
er_270_007	28.13	50.00	100.00	100.00
er_280_007	43.75	46.88	100.00	100.00
er_290_007	31.25	46.88	100.00	100.00
er_300_007	37.50	43.75	100.00	96.88
er_200_009	34.38	53.13	100.00	96.88
er_500_005	31.25	50.00	100.00	100.00
er_750_004	28.13	46.88	100.00	96.88
er_1000_0035	37.50	68.75	100.00	96.88

A.3 Runtimes of FPT algorithms. Table 7 and Table 8. Each of the row statistics is on the instances on which *GFPT* or *GFPT-NI* terminated in 4 hours (see Table 6 for completion rate).

Table 7: Average runtime (in seconds) of *GFPT*, *CFPT*, and *MFPT*. Fifth and sixth columns show geometric mean of ratios of runtime of *GFPT* to runtime of *CFPT* and *MFPT* respectively.

Graph	Average Runtime (seconds)			Geometric mean of ratios of runtimes	
	<i>GFPT</i>	<i>CFPT</i>	<i>MFPT</i>	<i>CFPT</i>	<i>MFPT</i>
er_150_0100	3123.58	8.62	7.90	459.80	404.41
er_150_0102	3545.24	8.98	22.11	496.08	316.72
er_150_0104	2939.30	12.56	5.21	157.78	370.58
er_150_0106	4121.85	23.70	22.75	461.25	408.18
er_150_0108	4071.08	2.64	9.97	1267.09	567.08
er_150_0110	4117.19	0.61	7.14	4814.52	519.39
er_250_0070	2570.21	13.66	4.59	379.88	539.54
er_260_0070	3190.58	2.14	3.45	1323.85	547.84
er_270_0070	3724.74	5.06	9.04	500.22	304.70
er_280_0070	2001.80	8.56	11.10	438.50	240.49
er_290_0070	3327.44	13.34	26.33	496.22	249.87
er_300_0070	3921.95	2.21	9.98	3395.05	408.77
er_200_009	4437.79	6.24	12.18	1458.80	406.40
er_500_005	4425.95	1.99	7.39	1501.51	645.31
er_750_0040	5227.85	1.82	5.18	2376.71	877.33
er_1000_0035	3405.49	2.80	6.20	906.00	452.02

Table 8: Average runtime (in seconds) of *GFPT-NI*, *CFPT*, and *MFPT*. Fifth and sixth columns show geometric mean of ratios of runtime of *GFPT-NI* to runtime of *CFPT* and *MFPT* respectively.

Graph	Average Runtime (seconds)			Geometric mean of ratios of runtimes	
	<i>GFPT-NI</i>	<i>CFPT</i>	<i>MFPT</i>	<i>CFPT</i>	<i>MFPT</i>
er_150_0100	1682.99	13.58	21.01	136.23	97.15
er_150_0102	3199.13	45.69	44.96	113.52	92.12
er_150_0104	3280.49	233.21	52.09	72.80	105.75
er_150_0106	2280.25	35.05	21.77	136.50	129.77
er_150_0108	2570.26	12.97	20.85	338.74	166.53
er_150_0110	4312.95	54.09	66.32	694.26	96.58
er_250_0070	1587.49	13.40	8.62	98.75	113.62
er_260_0070	3801.74	39.39	16.39	322.02	170.75
er_270_0070	3325.30	8.21	22.35	243.79	128.06
er_280_0070	523.17	8.52	10.85	87.87	50.40
er_290_0070	2148.48	13.09	34.77	188.97	64.34
er_300_0070	1466.10	2.14	15.53	724.81	74.41
er_200_009	3086.79	16.72	18.90	468.59	123.09
er_500_005	3283.63	3.67	14.74	493.49	172.50
er_750_0040	2581.47	3.48	43.97	544.25	123.23
er_1000_0035	2324.95	4.03	18.02	298.09	81.38

A.4 Dataset for the analysis of Section 6.2. Table 17 provides mappings of brain networks listed in Table 9 to their original names in `networkrepository.com`.

Table 9: Dataset of real-world graphs. First 21 graphs are brain networks, middle 3 graphs are gene regulatory networks, and last 6 graphs are social networks.

Graph	n^a	m	d	Δ	Trivial Cliques
Brain-1	177,584	15,669,037	386	5,419	12,051
Brain-2	763,149	40,258,003	308	3,951	5,928
Brain-3	737,579	50,037,313	523	5,233	5,418
Brain-4	835,832	59,548,327	460	4,614	4,508
Brain-5	851,113	67,658,067	483	7,272	3,985
Brain-6	428,842	79,114,771	605	7,793	4,987
Brain-7	935,265	87,273,967	367	9,475	1,611
Brain-8	924,284	94,370,886	414	8,135	1,778
Brain-9	701,145	103,134,404	600	11,205	5,965
Brain-10	714,571	112,519,748	561	6,686	5,639
Brain-11	791,219	121,907,663	767	4,841	4,754
Brain-12	742,862	131,926,773	754	7,685	6,073
Brain-13	692,397	140,102,158	888	8,811	5,355
Brain-14	727,487	150,443,553	1,054	7,889	5,648
Brain-15	748,521	159,835,566	1,807	11,354	5,868
Brain-16	728,874	171,231,873	806	9,679	4,448
Brain-17	774,886	181,569,095	1,040	15,687	3,745
Brain-18	707,284	191,224,983	964	8,638	2,930
Brain-19	776,644	201,198,184	960	10,129	3,963
Brain-20	753,905	209,976,387	1,522	14,033	4,353
Brain-21	784,262	267,844,669	1,200	21,743	3,672
human_gene1	21,890	12,323,680	2,047	7,938	945
human_gene2	14,022	9,027,024	1,902	7,228	326
mouse_gene	43,126	14,461,095	1,045	8,031	5,551
com-DBLP	317,080	1,049,866	113	343	73,142
com-Amazon	334,863	925,872	6	549	211,212
com-Youtube	1,134,890	2,987,624	51	28,754	1,590,346
com-LiveJournal	3,997,962	34,681,189	360	14,815	5,809,704
com-Orkut	3,072,441	117,185,083	253	33,313	15,988,540
com-Friendster	65,608,366	1,806,067,135	304	5,214	361,040,101

^aIsolated vertices are not counted.

A.5 Comparison Results of Greedy Algorithms. Table 10 and Table 11 show comparisons of *clique cover* sizes and runtimes of our greedy algorithms against *g-ALG*. Table 12 and Table 13 show comparisons of *clique cover* sizes and runtimes of our greedy algorithms against *c-ALG*.

Table 10: Clique cover size $|\mathcal{C}|$ of *g-ALG* and relative reduction of clique cover size of *CCSG* and *CCSD* (relative to *g-ALG*) for the test graphs shown in Table 9. Out of 30 instances of Table 9, *g-ALG* terminated only on 13 instances within 24 hours.

Graph	m	$ \mathcal{C} $ <i>g-ALG</i>	Relative Reduction	
			<i>CCSG</i>	<i>CCSD</i>
Brain-1	15,669,037	1,271,237	3.63	0.53
Brain-2	40,258,003	1,356,286	33.74	38.84
Brain-3	50,037,313	1,373,963	35.70	40.10
Brain-4	59,548,327	1,629,884	35.23	40.53
Brain-5	67,658,067	1,704,729	36.08	41.43
Brain-7	87,273,967	2,062,624	36.07	41.82
Brain-8	94,370,886	2,098,627	36.12	41.85
Brain-9	103,134,404	1,801,620	44.16	48.24
Brain-10	112,519,748	1,915,655	45.08	49.08
Brain-11	121,907,663	2,133,026	44.49	48.61
com_DBLP	1,049,866	238,870	0.76	0.70
com_Amazon	925,872	447,488	0.50	0.61
com_Youtube	2,987,624	2,191,576	1.20	-0.39
Average relative reduction			27.14	30.15

Table 11: Runtimes of *g-ALG* and relative performances of *CCSG* and *CCSD* (relative to *g-ALG*) on the test graphs of Table 9. Out of 30 instances of Table 9, *g-ALG* terminated only on 13 instances within 24 hours.

Graph	m	Time (seconds) <i>g-ALG</i>	Relative Performance	
			<i>CCSG</i>	<i>CCSD</i>
Brain-1	15669037	79,834.90	848.53	936.25
Brain-2	40258003	2,930.59	45.91	56.51
Brain-3	50,037,313	11,065.80	123.33	151.51
Brain-4	59,548,327	11,097.10	100.28	124.69
Brain-5	67,658,067	12,319.00	92.76	113.82
Brain-7	87,273,967	12,987.80	69.92	89.67
Brain-8	94,370,886	16,010.10	75.78	95.30
Brain-9	103,134,404	55,937.60	194.45	249.38
Brain-10	112,519,748	53,891.40	175.69	224.94
Brain-11	121,907,663	53,756.10	161.83	206.78
com_DBLP	1,049,866	1.83	2.27	2.07
com_Amazon	925,872	2.02	1.79	1.76
com_Youtube	2,987,624	7,150.57	1068.57	1073.20
Geometric mean of relative performances			80.22	93.91

Table 12: *Clique cover* size $|\mathcal{C}|$ of *c-ALG* and relative reduction of *clique cover* size of *CCSG* and *CCSD* (relative to *c-ALG*) for the test graphs shown in Table 9. For com_Friendster, *c-ALG* did not terminate in 24 hours, in the meantime included more than 942.57 million cliques in the *clique cover*

Graph	m	$ \mathcal{C} $ <i>c-ALG</i>	Relative Reduction	
			<i>CCSG</i>	<i>CCSD</i>
Brain-1	15,669,037	1,422,541	13.97	11.20
Brain-2	40,258,003	1,019,877	11.76	18.54
Brain-3	50,037,313	1,009,000	12.32	18.32
Brain-4	59,548,327	1,195,909	11.64	18.87
Brain-5	67,658,067	1,230,938	11.40	18.81
Brain-6	79,114,771	2,648,702	12.95	13.92
Brain-7	87,273,967	1,480,951	10.94	18.94
Brain-8	94,370,886	1,504,777	10.88	18.87
Brain-9	103,134,404	1,187,423	15.13	21.34
Brain-10	112,519,748	1,253,065	15.91	22.03
Brain-11	121,907,663	1,393,330	14.91	21.24
Brain-12	131,926,773	1,309,727	16.51	22.09
Brain-13	140,102,158	1,280,755	16.73	22.21
Brain-14	150,443,553	1,328,541	16.89	22.19
Brain-15	159,835,566	1,384,057	16.74	22.31
Brain-16	171,231,873	1,447,271	16.63	22.40
Brain-17	181,569,095	1,555,077	15.67	22.61
Brain-18	191,224,983	1,490,147	16.64	23.04
Brain-19	201,198,184	1,585,659	17.11	22.94
Brain-20	209,976,387	1,553,300	16.38	22.87
Brain-21	267,844,669	2,827,079	17.47	20.80
human_gene1	12,323,680	177,210	20.38	13.65
human_gene2	9,027,024	114,916	19.48	12.79
mouse_gene	14,461,095	479,361	19.00	12.09
com-DBLP	1,049,866	238,573	0.58	0.52
com-Amazon	925,872	448,157	0.79	0.89
com-Youtube	2,987,624	2,202,876	3.02	1.46
com-LiveJournal	34,681,189	14,137,013	4.11	3.23
com-Orkut	117,185,083	45,361,490	5.49	4.17
Average relative reduction			13.15	16.36
		Number of cliques (million)		
com-Friendster	1,806,067,135	>942.57	919.20	922.49

Table 13: Runtimes of *c-ALG* and relative performances of *CCSG* and *CCSD* (relative to *c-ALG*) on the test graphs of Table 9.

Graph	m	Time (seconds)	Relative Performance	
		<i>c-ALG</i>	<i>CCSG</i>	<i>CCSD</i>
Brain-1	15,669,037	169.53	1.80	1.99
Brain-2	40,258,003	170.81	2.68	3.29
Brain-3	50,037,313	226.00	2.52	3.09
Brain-4	59,548,327	321.15	2.90	3.61
Brain-5	67,658,067	338.52	2.55	3.13
Brain-6	79,114,771	862.73	1.88	2.10
Brain-7	87,273,967	481.30	2.59	3.32
Brain-8	94,370,886	557.21	2.64	3.32
Brain-9	103,134,404	653.28	2.27	2.91
Brain-10	112,519,748	701.67	2.29	2.93
Brain-11	121,907,663	795.12	2.39	3.06
Brain-12	131,926,773	1065.05	2.71	3.45
Brain-13	140,102,158	1059.41	2.45	3.08
Brain-14	150,443,553	1261.73	2.72	3.31
Brain-15	159,835,566	1478.49	2.91	3.58
Brain-16	171,231,873	1517.51	2.75	3.35
Brain-17	181,569,095	1511.06	2.41	3.02
Brain-18	191,224,983	1767.84	2.77	3.49
Brain-19	201,198,184	1968.44	3.06	3.82
Brain-20	209,976,387	1974.25	2.60	3.20
Brain-21	267,844,669	2996.41	2.30	2.82
human_gene1	12,323,680	494.86	1.84	1.70
human_gene2	9,027,024	352.61	1.80	1.72
mouse_gene	14,461,095	260.90	1.95	2.00
com_DBLP	1,049,866	2.58	3.21	2.92
com_Amazon	925,872	3.50	3.11	3.05
com_Youtube	2,987,624	16.53	2.47	2.48
com_LiveJournal	34,681,189	194.50	3.02	3.04
com_Orkut	117,185,083	1150.58	3.11	3.33
Geometric Mean of relative performances			2.51	2.91
			Time (hour)	
com_Friendster	1,806,067,135	>24	2.57	2.26

A.6 Comparison results of *CCSG* and *FPT* algorithms. Table 14 show comparison results of *CCSG* and *MFPT*, and Table 15 show comparison results of *CCSG* and *CFPT*.

Table 14: Average *clique cover* size $|\mathcal{C}|$ and runtime of *CCGS* and *MFPT* on the graph ensembles of Table 5. Second last column shows geometric mean of ratios of *clique cover* size of *CCSG* to *clique cover* size of *MFPT*. Last column shows geometric mean of ratios of runtime of *MFPT* to runtime of *CCSG*.

Graph	$ \mathcal{C} $ (average)		Runtime (average)		Geo. mean of ratios of clique cover size	Geo. mean of ratios of runtime
	<i>CCSG</i>	<i>MFPT</i>	<i>CCSG</i>	<i>MFPT</i>		
er_150_0100	622.03	611.41	0.001	354.19	1.017	30,800.67
er_150_0102	625.03	613.66	0.001	569.32	1.018	46,283.01
er_150_0104	627.03	615.65	0.001	319.25	1.018	30,700.69
er_150_0106	625.74	613.55	0.001	1,037.81	1.020	40,508.13
er_150_0108	629.94	617.72	0.001	706.91	1.020	52,906.64
er_150_0110	640.88	627.53	0.001	884.55	1.021	187,999.12
er_250_0070	1,312.32	1,295.90	0.002	218.06	1.013	10,727.51
er_260_0070	1,401.39	1,383.90	0.002	763.76	1.013	16,957.37
er_270_0070	1,495.16	1,476.22	0.002	393.62	1.013	27,719.52
er_280_0070	1,580.63	1,555.97	0.002	1,503.47	1.016	35,949.35
er_290_0070	1,677.81	1,651.78	0.002	377.25	1.016	32,558.44
er_300_0070	1,775.19	1,748.48	0.002	707.30	1.015	27,660.49
er_200_009	973.03	955.81	0.001	126.28	1.018	21,467.68
er_500_005	3,732.63	3,685.84	0.005	1,213.04	1.013	13,188.51
er_750_0040	6,822.45	6,738.94	0.009	786.22	1.012	5,692.55
er_1000_0035	10,551.19	10,417.03	0.015	708.18	1.013	2,426.77

Table 15: Average *clique cover* size $|\mathcal{C}|$ and runtime of *CCGS* and *CFPT* on the graph ensembles of Table 5. Second last column shows geometric mean of ratios of *clique cover* size of *CCSG* to *clique cover* size of *CFPT*. Last column shows geometric mean of ratios of runtime of *CFPT* to runtime of *CCSG*.

Graph	$ \mathcal{C} $ (average)		Runtime (average)		Geo. mean of ratios of clique cover size	Geo. mean of ratios of runtime
	<i>CCSG</i>	<i>CFPT</i>	<i>CCSG</i>	<i>CFPT</i>		
er_150_0100	622.03	611.32	0.001	214.37	1.018	19,290.66
er_150_0102	625.03	613.66	0.001	114.41	1.019	20,203.29
er_150_0104	626.77	615.47	0.001	475.88	1.018	31,971.71
er_150_0106	625.80	613.87	0.001	190.10	1.019	27,537.44
er_150_0108	629.94	617.72	0.001	427.45	1.020	27,949.53
er_150_0110	640.42	627.10	0.001	295.32	1.021	40,520.17
er_250_0070	1,312.97	1,296.38	0.002	248.23	1.013	7,433.56
er_260_0070	1,401.78	1,384.13	0.002	407.72	1.013	6,065.27
er_270_0070	1,495.16	1,476.22	0.002	154.87	1.013	7,374.01
er_280_0070	1,580.63	1,555.97	0.002	252.40	1.016	8,149.40
er_290_0070	1,677.81	1,651.78	0.002	68.65	1.016	5,138.18
er_300_0070	1,775.09	1,748.44	0.002	306.79	1.015	4,740.27
er_200_009	973.75	956.25	0.001	78.18	1.018	8,253.58
er_500_005	3,732.63	3,685.84	0.005	26.11	1.013	5,397.34
er_750_0040	6,823.72	6,740.56	0.009	63.14	1.012	921.63
er_1000_0035	10,547.88	10,414.22	0.015	49.08	1.013	379.11

A.7 MFPT based on different maximal clique enumeration algorithms.

For maximal clique enumeration, [34] used a variant of *Bron-Kerbosch* algorithm [7] proposed by [44]. We evaluated *MFPT* with three different *Bron-Kerbosch* based algorithms: [44] (*Koch*), [67] (*TTT*), [22] (*ELS*) and found that implementation of *MFPT* based on *ELS* performs better than implementations based on *Koch* and *TTT*. Our implementation of *ELS* is comparable to *ELS-bare* [23], and our implementations of *Koch* and *TTT* are comparable to *TTT-lists* [23]. Table 16 shows the comparison results of different implementations of *MFPT*. Three of our tested algorithms (*MFPT*, *GFPT*, and *GFPT-NI*) are based on maximal clique enumeration, and for all three algorithms, we have used *ELS*.

Table 16: Average runtime (in seconds) of *MFPT* using different maximal clique enumeration algorithms: *Koch* [44], *TTT* [67], and *ELS* [23].

Graph	Average runtime (second) of MFPT		
	Koch	TTT	ELS
er_150_0100	399.74	394.22	354.19
er_150_0102	649.06	629.29	569.32
er_150_0104	347.66	345.65	319.25
er_150_0106	663.60	661.24	612.69
er_150_0108	783.42	781.28	706.91
er_150_0110	966.23	963.55	884.55
er_250_0070	236.07	232.80	218.06
er_260_0070	844.45	840.69	763.76
er_270_0070	426.90	415.12	393.62
er_280_0070	1659.90	1620.85	1503.47
er_290_0070	407.90	405.58	377.25
er_300_0070	788.59	772.98	707.30
er_200_009	140.98	138.34	126.28
er_500_005	1338.58	1330.68	1213.04
er_750_0040	413.96	408.33	379.77
er_1000_0035	764.38	741.85	708.18

A.8 Brain Networks. Table 17.

Table 17: Mappings of names of the brain networks shown in Table 9 to their original names in networkrepository.com [66]

Graph	Brain Network Name
Brain-1	bn-human-BNU_1_0025890_session_1
Brain-2	bn-human-Jung2015_M87125334
Brain-3	bn-human-Jung2015_M87104509
Brain-4	bn-human-Jung2015_M87119472
Brain-5	bn-human-Jung2015_M87104300
Brain-6	bn-human-Jung2015_M87118347
Brain-7	bn-human-Jung2015_M87102575
Brain-8	bn-human-Jung2015_M87122310
Brain-9	bn-human-BNU_1_0025914_session_2
Brain-10	bn-human-BNU_1_0025916_session_1
Brain-11	bn-human-Jung2015_M87118219
Brain-12	bn-human-BNU_1_0025889_session_2
Brain-13	bn-human-BNU_1_0025873_session_2-bg
Brain-14	bn-human-BNU_1_0025868_session_1-bg
Brain-15	bn-human-BNU_1_0025918_session_1
Brain-16	bn-human-Jung2015_M87112427
Brain-17	bn-human-Jung2015_M87118465
Brain-18	bn-human-Jung2015_M87104201
Brain-19	bn-human-Jung2015_M87101705
Brain-20	bn-human-Jung2015_M87125286
Brain-21	bn-human-Jung2015_M87113878