

# Active User Detection and Channel Estimation for Spatial-based Random Access in Crowded Massive MIMO Systems via Blind Super-resolution

Abolghasem Afshar, Vahid Tabataba Vakili, Sajad Daei

**Abstract**—This work presents a novel framework for random access in crowded scenarios of multiple-input multiple-output (MIMO) systems. A multi-antenna base station (BS) and multiple single-antenna users are considered in these systems. A huge portion of the system resources is dedicated as orthogonal pilots for accurate channel estimation which imposes a huge training overhead. This overhead can be highly mitigated by exploiting intrinsic angular domain sparsity of massive MIMO channels and the sporadic traffic of users, i.e., few number of users are active to sent or receive data in each coherence interval. In fact, the angles of arrivals (AoAs) coming from active users are continuous parameters and can take any arbitrary values. Besides, the AoAs corresponding to each active user are alongside each other forming a specific cluster. This work revolves around exploiting these features. Specifically, a blind clustering-based algorithm is proposed that not only recovers the transmitted data by users in grant free random access and primary pilots in random access blocks of coherent transmission, but also provides accurate channel estimation. Our approach is based on transforming the unknown variables into a higher dimensional space with matrix variables. An off-grid atomic norm minimization is then proposed to obtain the unknown matrix from only a few observed arrays at the BS. Then, a clustering-based approach is employed to identify which AoAs correspond to which active users. After identifying active users and their AoAs, an alternating-based approach is performed to obtain the channels and data or primary pilots of active users. By utilizing the estimated channels and active users spatial features, high performance spatial-based random access to pilots (RAP) in crowded massive MIMO systems is achieved as well. Simulation results demonstrate the effectiveness of our approach in AoA detection as well as data recovery.

**Index Terms**—Crowded massive MIMO, Random access, Super-resolution, Atomic norm, Semi-definite programming, Convex optimization.

## I. INTRODUCTION

**N**OWADAYS, the number of wireless connected devices has been vastly increased by the development of applications such as Internet of Things (IoT), machine type communications, social networking and next generations of cellular communications. Therefore, massive multiple-input multiple-output (MIMO) systems have received remarkable attention during the past few years. The 5G wireless technology has identified three main applications equipped with this capability : massive machine-type communications (mMTC), enhanced mobile broadband communications (eMBB) and ultra-reliable low-latency communications (URLLC). There are lots of advantages with massive MIMO systems such as

increasing the system throughput and the energy efficiency [1], [2]. However, all of them are dependent on accurate channel state information (CSI) in coherent transmission which is a highly challenging task. In massive MIMO system, deploying the Frequency Division Duplexing (FDD) mode is inefficient and Time division duplexing (TDD) mode is often used due to the fact that the reciprocity of channel estimation is applicable. However, it requires a portion of resources as pilots or training signal in each Coherence Interval (CI) to estimate channels corresponding to active users and it is directly proportional to the number of users. This is a big challenge and limitation for massive access [1] which prevents to admit massive connected users. This challenge is more enhanced in mMTC and crowded scenario of MBB (cMBB) in which the number of users are more than the length of orthogonal pilot sequences and data transmission from a massive number of devices in a dynamic and timely manner is expected. Specifically, the BS must determine how to dedicate pilots and resources to users in order to send their data. There are two general strategies for user access in such scenarios: grant-based and grant-free. In the grant-based random access (RA), each user equipment (UE) selects a random preamble from a predefined orthogonal pool and sends the same to BS. If there is no pilot contamination, the BS identifies active UEs by this preamble and transmits a message to active users. Then, each active user sends a connection request to BS in order to ask for resources to be granted for data transmission. In this method, there might exist contentions in connection requests of multiple UEs when they exploit the same preamble. In this case, either the BS resolves the contention or resets the RA procedure. Since large number of collisions occurs, the BS cannot resolve all of the contentions, thus, many users are not able to access the network. Another category of RA is grant-free in which each active user simultaneously transmits both pilot sequences and data. The BS exploits the pilots to identify the active users and to estimate the corresponding channels and then decodes their data sequence [1], [3], [4]. Both methods become challenging in case of massive users e.g. in crowded communication scenarios as the coherence time is limited and thus few orthogonal pilots are available to assign a large number of users. Consequently, most of the users can not access the network. Besides, if there are some RA methods to admit maximum number of active users, half of the system resources should be used as overhead [1], [5] preventing to have higher spectral efficiency.

To solve these challenges, it is beneficial to leverage the

The authors are with the school of Electrical Engineering, Iran University of Science and Technology

intrinsic features of massive MIMO channels (angular domain sparsity of massive MIMO channels) as well as the sporadic traffic of users to detect the active users and estimate their spatial features to define and apply new protocols of random access in crowded scenarios of massive MIMO systems. The task of extracting such features from a few number of measurements builds upon a well-known framework called compressed sensing (CS) [6]. Precisely, CS suggests a framework for recovering discrete-index parameters i.e. the unknown parameters are confined to be on a predefined domain of grids. There is also a more recent framework called continuous compressed sensing (or super-resolution) [7]–[10] which assumes that the unknown parameters can lie anywhere and are not confined to be on the predefined grids.

These simple features are available in massive MIMO systems with massive number of users. For example, the physical channel of massive MIMO systems, employed in high frequencies (millimeter wave), have continuous sparse structure i.e. signal is received out of few off-grid (continuous) angles in BS antenna arrays and they can have any arbitrary values [11]. This is due to the fact that signals with higher frequencies are more likely to be blocked by obstructions and few multi-path components (MPCs) contribute to the channel. Another feature is sporadic traffic of massive users which means only few users want to send their data at the same time. It is also been shown that the channels between users and BS exhibit a clustered continuous sparsity pattern [12]. This means that the Angles of Arrival (AoA) corresponding to each user are alongside each other, few number of clusters are active and the AoAs are continuous-index values.

This work revolves around this issue. Specifically, these features are leveraged up to their utmost levels to simultaneously estimate the channels and active users' data. For this task, a novel framework is proposed that takes the two vector unknowns i.e. channels vector and UEs data vector to a matrix variable lying in a higher dimensional space. Then, a novel optimization problem is proposed to recover the matrix variable exactly. Next, a clustering-based algorithm is proposed to detach the angles corresponding to each user. Lastly, an alternative optimization algorithm is developed to estimate complex amplitudes of channels and data/primary pilots transmitted by active users in a blind way. Our approach can also be employed in the process of random access to pilots (RAP) in cMBS/eMBS and data recovery in mMTC. By our approach, the limitation in the number of adopted simultaneous users in crowded scenarios of massive MIMO systems would be resolved.

#### A. Prior works and Key Differences

In recent years, there are many works regarding RA methods such as [12]–[15]. In [16], the authors suggest a strongest-user collision resolution protocol to resolve the limitation of admitted active users in cMBS. The number of active users in their method is bound to the number of orthogonal pilots.

In [17], the authors propose Approximate Message Passing (AMP)-based method called BiG-AMP to recover both channels and data simultaneously. Their approach needs prior

distributions of channels and data. Apart from that, their method does not consider the inherent clustered continuous sparsity of massive MIMO channels in crowded scenarios. Thus, high performance might not be achieved.

In [12], [14], the authors propose active user detection and channel estimation scheme based on CS. [12] designed an Approximate Message Passing (AMP) algorithm to detect active users as well as to recover channels based on the transmitted pilots by users. [14] uses orthogonal matching pursuit (OMP) to perform channel estimation. Besides the fact the AoAs in these works are assumed to be on a predefined domain of grids, their strategy needs known pilot sequences in advance which substantially increases system overhead and prevents from reaching a high spectral efficiency.

#### B. Outline and Notations

In Section II, the system model of massive MIMO is presented. Section III is about our proposed blind super resolution method and provides an algorithm for blind detection and channel estimation. Lastly, Section IV provides some numerical experiments to verify our proposed method. Lastly, the paper is concluded in Section V.

We use boldface lower-and upper-case letters for vectors and matrices, respectively. The  $i$ -th element of a vector e.g.  $\mathbf{x}$  and the  $(i, j)$  element of a matrix e.g.  $\mathbf{X}$  are respectively shown by  $x_i$  and  $X_{(i,j)}$ . For vector  $\mathbf{x} \in \mathbb{C}^n$  and matrix  $\mathbf{X} \in \mathbb{C}^{n_1 \times n_2}$ , the  $\ell_2$  norm and Frobenius norm are defined respectively as  $\|\mathbf{x}\|_2 := (\sum_{i=1}^n |x(i)|^2)^{\frac{1}{2}}$   $\|\mathbf{X}\|_F := \sqrt{\sum_{i=1}^{n_1} \sum_{j=1}^{n_2} |X(i,j)|^2}$ .  $\text{sgn}(\mathbf{x})$  stands for the sign function of  $\mathbf{x} \in \mathbb{C}^n$  which is applied component-wise and separately to the real and imaginary parts.  $\mathbf{X} \geq \mathbf{0}$  means that  $\mathbf{X}$  is a positive semidefinite matrix. For two arbitrary matrices  $\mathbf{A}, \mathbf{B}$ ,  $\langle \mathbf{A}, \mathbf{B} \rangle_R$  represents the trace of  $\mathbf{B}^H \mathbf{A}$  which is denoted by  $\text{Tr}(\mathbf{B}^H \mathbf{A})$ .  $\mathcal{P}_\Omega(\cdot)$  is a operator transforming an arbitrary matrix to a reduced matrix with rows indexed by  $\Omega$ .

### II. SYSTEM MODEL

In this section, we first introduce the signal model in uplink access for MIMO-OFDM systems [12, Section II]. Then, we provide the intrinsic features of channel matrix in these systems. We consider a well-known scenario where there is one BS equipped with an  $N$ -element uniform linear array (ULA) and  $K$  single antenna users. The channel between the  $k$ -th user and the BS is modeled as (see [12, Equ. 2] or [17, Equ. 7]):

$$\mathbf{h}_k = \sum_{l=1}^{L_k} \alpha_l^k \mathbf{a}(\theta_l^k) = \mathbf{A}_k \boldsymbol{\alpha}^k \in \mathbb{C}^N, \quad (1)$$

in which  $L_k$  is the number of physical paths between  $k$ -th user and BS,  $\theta_l^k$  is the Angle of Arrival (AoA) of the  $l$ -th path,  $\alpha_l^k$  is the complex gain of the  $l$ -th path,

$$\mathbf{a}_r(\theta) = \frac{1}{\sqrt{N}} [1, e^{-j2\pi \Delta_r \cos(\theta)}, \dots, e^{-j2\pi \Delta_r (N-1) \cos(\theta)}]^T \quad (2)$$

is the receive steering vector,  $\boldsymbol{\alpha}^k := [\alpha_1^k, \dots, \alpha_{L_k}^k]^T$ , and  $\mathbf{A}_k := [\mathbf{a}_r(\theta_1^k), \dots, \mathbf{a}_r(\theta_{L_k}^k)] \in \mathbb{C}^{N \times L_k}$ . Due the sparse characteristics of massive MIMO channels, it holds that  $L_k \ll N$ .

The channel is considered to be block fading, i.e., it is constant during several CIs where each is denoted by  $T$  (see Figure 1). The received signal at the BS after  $T$  time slots at the sensors indexed by  $\Omega \subseteq \{1, \dots, N\}$  (with length  $|\Omega| := M < N$ ) becomes in the form of ([18], [12, Equ. 3] or [17, Equ. 1]):

$$\mathbf{Y}_\Omega = \mathcal{P}_\Omega(\mathbf{Y}) = \mathcal{P}_\Omega\left(\sum_{k=1}^K \underbrace{\mathbf{h}_k \mathbf{s}_k^H}_{:= \mathbf{X}_k}\right) + \mathbf{W} \in \mathbb{C}^{M \times T}, \quad (3)$$

where  $\mathbf{s}_k \in \mathbb{C}^T$  is the transmitted signal from  $k$ -th UE,  $\mathbf{W} \in \mathbb{C}^{M \times T}$  is the additive noise matrix, each element of which is distributed as  $\mathcal{CN}(0, \sigma^2)$  and  $\mathbf{X}_k := \sum_{l=1}^{L_k} \alpha_l^k \mathbf{a}(\theta_l^k) \mathbf{s}_k^H$ . Inspired by [19], and by defining  $c_l^k := \alpha_l^k \|\mathbf{s}_k\|_2$  and  $\phi_k := \frac{\mathbf{s}_k}{\|\mathbf{s}_k\|_2}$ ,  $\mathbf{X}_k$  can be expressed as a sparse linear combinations of the matrix atoms in the atomic set  $\mathcal{A}_k = \{\mathbf{a}_r(\theta) \phi_k^H : \|\phi_k\|_2 = 1, \theta \in (0, \pi)\}$ , which are regarded as building blocks of  $\mathbf{X}_k = \sum_{l=1}^{L_k} c_l^k \mathbf{a}(\theta_l^k) \phi_k^H$ .

### III. PROPOSED BLIND SUPER-RESOLUTION METHOD

In (3), we have an under-determined set of equations with  $NT$  observations and  $KNT$  unknowns. While this problem has infinite number of solutions, it could be transformed to a tractable problem by assuming that  $L_k \ll N$  which is reasonable in massive MIMO systems. This strategy is built upon well-known continuous CS approaches [7], [8], [20] and provides a unique optimal set of solutions for matrices  $\mathbf{X}_k$ s in (3) leading to the least number of atoms under the affine constraints of (3). Thus, we form the following optimization problem to reflect the structure of  $\mathbf{X}_k$ s:

$$\min_{\substack{\mathbf{Z}_k \in \mathbb{C}^{N \times T} \\ k=1, \dots, K}} \sum_{k=1}^K \|\mathbf{Z}_k\|_{\mathcal{A}_k, 0} \quad \text{s.t.} \quad \|\mathbf{Y}_\Omega - \sum_{k=1}^K \mathcal{P}_\Omega(\mathbf{Z}_k)\|_F \leq \eta \quad (4)$$

where  $\|\mathbf{Z}_k\|_{\mathcal{A}_k, 0} := \inf \{L_k : \mathbf{Z}_k = \sum_{l=1}^{L_k} c_l^k \mathbf{a}(\theta_l^k) \phi_k^H, c_l^k > 0, \mathbf{a}(\theta_l^k) \phi_k^H \in \mathcal{A}_k\}$  is the atomic  $\ell_0$  function which computes the least number of atoms to describe  $\mathbf{Z}_k$ . As (4) is an NP-hard problem in general, we relax it into a convex optimization problem which is stated as:

$$\min_{\substack{\mathbf{Z}_k \in \mathbb{C}^{N \times T} \\ k=1, \dots, K}} \sum_{k=1}^K \|\mathbf{Z}_k\|_{\mathcal{A}_k} \quad \text{s.t.} \quad \|\mathbf{Y}_\Omega - \sum_{k=1}^K \mathcal{P}_\Omega(\mathbf{Z}_k)\|_F \leq \eta, \quad (5)$$

where the atomic norm is the best convex surrogate for  $\ell_0$  atomic function and is defined as

$$\|\mathbf{Z}_k\|_{\mathcal{A}} := \inf\{t > 0 : \mathbf{Z}_k \in t \text{conv}(\mathcal{A}_k)\} = \inf\left\{\sum_{l=1}^{L_k} c_l^k : \mathbf{Z}_k = \sum_{l=1}^{L_k} c_l^k \mathbf{a}(\theta_l^k) \phi_k^H, c_l^k > 0, \mathbf{a}(\theta_l^k) \phi_k^H \in \mathcal{A}_k\right\} \quad (6)$$

where  $\text{conv}(\mathcal{A})$  is the convex hull of  $\mathcal{A}$ .

One way for identifying the AoAs (which we used in our simulations) is by leveraging the solution of the dual problem of (5) which is provided below:

$$\min_{\mathbf{V} \in \mathbb{C}^{N \times T}, \mathbf{Z} \in \mathbb{C}^{T \times T}} 2\text{Re}\langle \mathbf{V}_\Omega, \mathbf{Y}_\Omega \rangle_F + 2\eta \|\mathbf{V}_\Omega\|_F \quad \text{s.t.} \quad (7)$$

$$\begin{bmatrix} \mathbf{I} & \mathbf{V}^H \\ \mathbf{V} & \mathbf{Z}_i \end{bmatrix} \geq \mathbf{0}, \mathcal{T}^*(\mathbf{Z}_i) = \mathcal{T}^*(\mathbf{I}), i = 1, \dots, K, \mathcal{P}_\Omega(\mathbf{V}) = \mathbf{0} \quad (8)$$

where

$$(\mathcal{T}^*(\mathbf{Z}))_k = \sum_{i=\max(1, k+1)}^{\min(k+T, T)} \mathbf{Z}_{i, i-k}, k = -(T-1), \dots, (T-1)$$

is the adjoint operator of  $\mathcal{T}$ . Then, we use the following lemma (adapted from [10, Lemma 1]) which guarantees the uniqueness of the solution in the noiseless case:

**Lemma 1.** Denote the set of AoAs from  $i$ -th users by  $\mathcal{S}_a^i = \{\theta_l^i\}_{l=1}^{L_i}$ . The solutions of  $\mathbf{Z}_k$  obtained from (5) in the noiseless case ( $\eta = 0$ ) are unique if there exist dual matrices  $\mathbf{V} \in \mathbb{C}^{N \times T}$  such that the vector-valued dual polynomials  $\mathbf{q}_i(\theta) = \mathbf{V}^H \mathbf{a}_r(\theta)$  satisfy the conditions

$$\mathbf{q}_i(\theta) = \phi_i, \forall \theta \in \mathcal{S}_a^i, \|\mathbf{q}_i(\theta)\|_2 < 1 \forall \theta \in [0, \pi) \setminus \mathcal{S}_a^i, i = 1, \dots, K.$$

This lemma shows that the AoAs can be easily estimated by identifying locations where  $\|\mathbf{q}_i(\theta)\|_2$  achieves 1. As stated in [21], this provides a good insight about the procedure of finding AoAs in the noisy case. Specifically, we find the AoAs by identifying the ones that  $\|\mathbf{q}_i\|_2 = 1, i = 1, \dots, K$ .

After obtaining the estimated AOAs, a clustering-based algorithm [22] is employed to detect the AOAs of the active users denoted by  $\boldsymbol{\theta}^k = [\theta_1^k, \dots, \theta_{L_k}^k]^T, k \in \mathcal{S}_u$ . Here,  $\mathcal{S}_u$  is the estimated indices of active users with length  $|\mathcal{S}_u| = K_a$ . By knowing the DOAs corresponding to each active user, (3) turns into the following equation:

$$\mathbf{Y}_\Omega = \sum_{k \in \mathcal{S}_a} \mathbf{A}_\Omega^k \mathbf{c}^k \phi_k^H + \mathbf{W}_{M \times T}, \quad (9)$$

where  $\mathbf{A}_\Omega^k = \mathcal{P}_\Omega([\mathbf{a}_r(\theta_1^k), \dots, \mathbf{a}_r(\theta_{L_k}^k)]) \in \mathbb{C}^{M \times K_a}$  is the steering matrix of  $k$ -th active user and  $\mathbf{c}^k = [c_1^k, \dots, c_{L_k}^k]^T$ . The task of recovering the unknown matrices  $\mathbf{c}^k$  and  $\phi_k$  from  $\mathbf{Y}_\Omega$  is a bi-linear inverse problem. For this task, we propose an alternating optimization to jointly estimate complex channel coefficients and transmitted data corresponding to active users. First, we begin with a random  $\hat{\phi}_k$  distributed on the unit sphere. By replacing  $\hat{\phi}_k$  in (9), we deal with the following least square problem:

$$[\hat{\mathbf{c}}^1, \dots, \hat{\mathbf{c}}^{K_a}] = \arg \min_{\mathbf{c}^k, k=1, \dots, K_a} \|\mathbf{Y}_\Omega - \sum_{k \in \mathcal{S}_u} \mathbf{A}_\Omega^k \mathbf{c}^k \hat{\phi}_k^H\|_F \quad (10)$$

which by considering  $K_a \ll M$  and orthogonal  $\hat{\phi}_k$ s, has the solution

$$\hat{\mathbf{c}}^i = \mathbf{A}_\Omega^{\dagger i} \mathbf{Y}_\Omega \hat{\phi}_i, i \in \mathcal{S}_u. \quad (11)$$

By integrating the latter expression into (9), we must solve the following least square optimization:  $\hat{\mathbf{\Phi}} = \arg \min_{\mathbf{\Phi} \in \mathbb{C}^{K_a \times T}} \|\mathbf{Y}_\Omega - \mathbf{B} \mathbf{\Phi}\|_F$ , where  $\mathbf{B} := [\mathbf{A}_\Omega^1 \hat{\mathbf{c}}^1, \dots, \mathbf{A}_\Omega^{K_a} \hat{\mathbf{c}}^{K_a}] \in \mathbb{C}^{M \times K_a}$  and  $\mathbf{\Phi} := [\phi_1, \dots, \phi_{K_a}]^T$ . The latter optimization has also the closed-form solution

$$[\hat{\phi}_1, \dots, \hat{\phi}_{K_a}]^T = \hat{\mathbf{\Phi}} = \mathbf{B}^\dagger \mathbf{Y}_\Omega. \quad (12)$$

Finally, the steps (11) and (12) are alternatively performed to yield the final solution. The pseudo code of the proposed method which is indeed a summary of the aforementioned steps is provided in Algorithm 1.

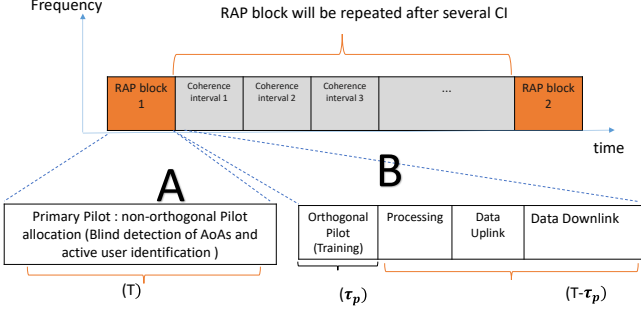


Fig. 1. Data transmission procedure of cMBB. Step A is dedicated to RAP for active user detection and channel estimation and step B is dedicated to coherent data transmission.

#### Algorithm 1

**Require:**  $\mathbf{Y} \in \mathbb{C}^{M \times T}$ ,  $\eta$ ,  $K_a$ , maxiter

- 1: Select a uniformly distributed random vector for transmitted data as  $\hat{\phi}_k = 5\text{rand}(T, 1) \forall k = 1$  to  $K_a$
  - 2:  $\mathbf{A}_{total} = \emptyset$ 
    - Solve the dual problem (7) to obtain  $\mathbf{V}$  as follows:
    - Obtain the dual polynomial  $q_i(\theta) = \mathbf{V}^H \mathbf{a}_i(\theta)$ ,  $i = 1, \dots, K$ .
    - Localize the estimated angle  $\hat{\theta} \in [0, 1]$  by the following two methods:
    - Discretize  $\hat{\theta}$  on a fine grid up to a desired accuracy and find  $\hat{\theta}$  and by identifying locations where  $\|q_i(\theta)\|_2, i = 1, \dots, K$  achieves to 1 according to Lemma 1. The total number of angles reaching 1 specifies an estimate for the total number of MPCs i.e.  $\sum_{k=1}^{K_a} L_k$
  - 3: Apply the k-means methods to cluster the angles of channel UEs.
  - 4:  $[\text{label}] = \text{k-means}(\hat{\theta}, K_a)$
  - 5: **for**  $k = 1$  to  $K_a$  **do**
  - 6: Identify the corresponding indices with the  $k$ -th label.
  - 7: Estimate the length of  $k$ -th cluster i.e.  $L_k$ .
  - 8: Obtain the angles corresponding to the  $k$ -th cluster (UE) i.e.  $\hat{\theta}_1^k, \dots, \hat{\theta}_{L_k}^k$
  - 9: Estimate the steering matrix as
  - 10:  $\mathbf{A}_{total} \leftarrow [\mathbf{A}_{total}, \mathbf{A}_k]$
  - 11: **end for**
  - 12: **for**  $i = 1$  to maxiter **do**
  - 13: Perform channel estimation to recover  $[\hat{\alpha}^1, \dots, \hat{\alpha}^{K_a}]$  according to (10).
  - 14: Perform channel estimation to recover  $[\hat{\phi}_1, \dots, \hat{\phi}_{K_a}]$  according to (12).
  - 15:  $\hat{\phi}_k \leftarrow \frac{\hat{\phi}_k}{\|\hat{\phi}_k\|_2}$
  - 16: **end for**
- Return:**  $\hat{\theta}^k, \hat{\alpha}^k, \hat{s}_k, \forall k \in \mathcal{S}_u$ .

#### A. Discussion

Our algorithm provides a grant-free scheme which simultaneously estimates data as well as channels. The only assumption on the data to be unambiguously recovered is positivity i.e.  $s_i > 0$  and normalized power  $\|\mathbf{s}_i\|_2 = 1$  for all active users  $i = 1, \dots, K_a$ . The proposed method has implications for data recovery in mMTC and primary pilot and AOA detection for RAP in cMBB. For example, CI in cMBB divides into 2 parts: RAP and coherent transmission blocks (see Figure 1). By utilizing this novel approach in the RAP block, active users detection and AOA estimation are performed by BS [14, Section 5]. By our method, BS can identify many users at the same time with their AoAs and with the lowest level of spending system resources. In fact, the number of active users that can access the network depends on the complexity that BS can bear. There is no need for orthogonality of primary pilots needed for RAP process in [16] and prior distribution of pilots and channels as is the case in AMP-based approaches [12], [17]. Subsequently, in the coherent transmission step, by knowing the exact AoAs of active users, BS can easily allocate orthogonal pilots to non-overlapped UEs and estimate their corresponding data via (12).

#### IV. SIMULATIONS

In this section, we perform some numerical experiments to evaluate the performance of our proposed algorithm in blind channel and data reconstruction. We use SDPT3 package of CVX [23] in MATLAB for solving problem (7). The number of BS antennas is set to  $N = 64$ . We assume the one-ring model for the channel [24]. The AoAs are randomly chosen from  $[0, \pi]$ . The path amplitudes are distributed as  $\mathcal{CN}(0, 1)$ . The separation between any receive antennas at BS are set to  $\Delta_r = 0.5$ . The observed sensors at BS ( $\Omega$ ) are randomly chosen out of  $\{1, \dots, N\}$ . Also, the maximum number of iterations in Algorithm 1 denoted by maxiter is fixed to 5. The upper bound of noise variance is chosen as  $\eta = \|\mathbf{W}\|_F$ . The signal to noise ratio is defined by  $\text{SNR} = 10 \log_{10}(\frac{\|\mathbf{P}_{\Omega}(\mathbf{X})\|_F^2}{MT\sigma^2})$ . First, in Figure 2, we show the successful procedure of active user detection and clustering with parameters  $M = 30$ ,  $K = 10$ ,  $K_a = 3$ ,  $T = 2$ ,  $\text{SNR} = 10$  dB. The maximum number of MPCs is fixed to  $L_{\max} = 3$ . Figure 2 shows  $\ell_2$  norm of the vector dual polynomial at different angles in terms of radian. The estimated angles are found by identifying locations that  $\|q(\theta)_i\|_2 = 1, i = 1, \dots, K$ . The number of peaks provides an estimate for  $\sum_{k \in \mathcal{S}_u} L_k$ . After finding the angles, we apply k-means method to cluster the angles corresponding to  $K_a$  active users. The number of elements inside each cluster provides an estimate for  $\hat{L}_k$ . Then, steps 12 to 16 of Algorithm 1 are employed to obtain the pilots and channels. The performance of our algorithm in recovering users' data, channel amplitudes and AoAs is evaluated using normalized mean square error (NMSE) respectively defined by  $\text{NMSE}_{\phi} := \mathbb{E} \sqrt{\frac{\sum_{k=1}^{K_a} \|\phi_k - \hat{\phi}_k\|_2^2}{\sum_{k=1}^{K_a} \|\phi_k\|_2^2}}$ ,  $\text{NMSE}_{\alpha} :=$

$\mathbb{E} \sqrt{\frac{\sum_{k=1}^{K_a} \|\alpha_k - \hat{\alpha}_k\|_2^2}{\sum_{k=1}^{K_a} \|\alpha_k\|_2^2}}$  and  $\text{NMSE}_{\theta} := \mathbb{E} \sqrt{\frac{\sum_{k=1}^{K_a} \|\theta^k - \hat{\theta}^k\|_2^2}{\sum_{k=1}^{K_a} \|\theta^k\|_2^2}}$ . The Monte-Carlo iterations to approximate the expectation is set to 50. The evaluation for the first experiment are as follows:  $\text{NMSE}_{\Phi} = 10^{-6}$ ,  $\text{NMSE}_{\alpha} = 10^{-5}$ ,  $\text{NMSE}_{\theta} = 10^{-8}$ . In the second experiment, we evaluate the performance of Algorithm 1 in different noise values in a more practical scenario with parameters  $N = 64$ ,  $L_{\max} = 3$ ,  $K_a = 12$ ,  $K = 40$ ,  $T = 10$ . As it turns out from the bottom image of Figure 3, NMSEs tends to zero at high SNRs which in turn implies that our proposed method performs well in estimating users' data, complex channel amplitudes and AoAs of active users. In the experiment shown in the Top-right image of Figure 3, we compare our method with [14] for different number of antennas. For both methods, we obtain  $\text{NMSE}$  of the channel matrix defined by  $\text{NMSE}_h := \mathbb{E} \sqrt{\frac{\sum_{k=1}^{K_a} \|\mathbf{h}_k - \hat{\mathbf{h}}_k\|_2^2}{\sum_{k=1}^{K_a} \|\mathbf{h}_k\|_2^2}}$ . As it can be observed, our blind method performs better in channel estimation than [14] which assumes the users' data known. In the last experiment, we evaluate the active user detection performance by a detection rate criterion defined as  $DR = \frac{|\mathcal{S}_u - \hat{\mathcal{S}}_u|}{K_a}$  where the numerator returns the number of differences between the true active users and the estimates. As shown in the top-left image of Figure 3, the probability of detection enhances by increasing the number  $M$  of observed arrays at BS.

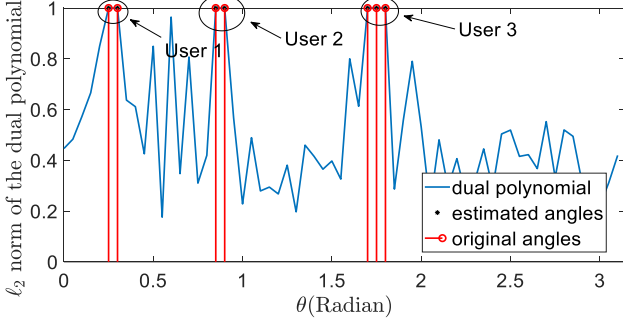


Fig. 2. This figure depicts  $\ell_2$  norm of the dual polynomial vector. One can find the angles of active users by identifying angles with maximum amplitude. The angles of active user channels are clustered using kmeans method. The used parameters are  $N = 64, M = 30, K_a = 3, K = 10, T = 2, SNR = 10$  dB.

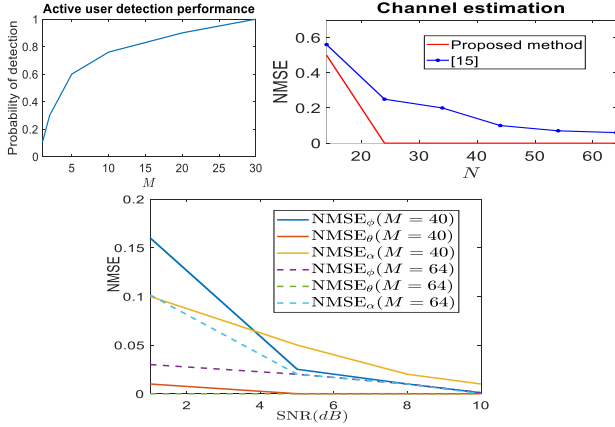


Fig. 3. Top-left image: The performance of active user detection is evaluated versus the number of observed arrays with parameters  $N = 64, M = 30, K_a = 20, K = 50, L_{\max} = 5, SNR = 5$  dB. Top-right image: This image compares the performance of our algorithm in channel estimation with [14] for different number of BS antennas with settings  $L_{\max} = 4, T = 10, K_a = 3, K = 10, SNR = 3$  dB. Bottom image: This image shows the performance of our algorithm in estimating angles, pilots and complex amplitudes with parameters  $N = 64, L_{\max} = 3, K_a = 12, K = 40, T = 10$ .

## V. CONCLUSION

In this work, we designed a novel SDP optimization for AOA detection and channel estimation of active users and consequently developed a blind spatial-based random access solution which is applicable to crowded massive MIMO systems. Specifically, we showed that the recovery of both pilots and channels are possible via observing a few noisy measurements in blind manner. For this task, we applied a clustering method to the output of the SDP to demix the AoAs corresponding to active users. Then, an alternating-based approach is designed to recover the pilots as well as the channels. Our proposed algorithm and strategy are verified by simulation results which show its high performance.

## REFERENCES

[1] X. Chen, D. W. K. Ng, W. Yu, E. G. Larsson, N. Al-Dhahir, and R. Schober, "Massive access for 5g and beyond," *IEEE Journal on Selected Areas in Communications*, vol. 39, no. 3, pp. 615–637, 2020.

[2] T. L. Marzetta *et al.*, "Noncooperative cellular wireless with unlimited numbers of base station antennas," *IEEE Transactions on Wireless Communications*, vol. 9, no. 11, p. 3590, 2010.

[3] L. Liu and W. Yu, "Massive connectivity with massive mimo—part i: Device activity detection and channel estimation," *IEEE Transactions on Signal Processing*, vol. 66, no. 11, pp. 2933–2946, 2018.

[4] L. Liu and W. Yu, "Massive connectivity with massive mimo—part ii: Achievable rate characterization," *IEEE Transactions on Signal Processing*, vol. 66, no. 11, pp. 2947–2959, 2018.

[5] E. Björnson, E. G. Larsson, and M. Debbah, "Massive mimo for maximal spectral efficiency: How many users and pilots should be allocated?," *IEEE Transactions on Wireless Communications*, vol. 15, no. 2, pp. 1293–1308, 2015.

[6] E. J. Candès, J. Romberg, and T. Tao, "Robust uncertainty principles: Exact signal reconstruction from highly incomplete frequency information," *IEEE Transactions on information theory*, vol. 52, no. 2, pp. 489–509, 2006.

[7] E. J. Candès and C. Fernandez-Granda, "Towards a mathematical theory of super-resolution," *Communications on pure and applied Mathematics*, vol. 67, no. 6, pp. 906–956, 2014.

[8] G. Tang, B. N. Bhaskar, P. Shah, and B. Recht, "Compressed sensing off the grid," *IEEE transactions on information theory*, vol. 59, no. 11, pp. 7465–7490, 2013.

[9] S. Sayyari, S. Daei, and F. Haddadi, "Blind two-dimensional super-resolution in multiple-input single-output linear systems," *IEEE Signal Processing Letters*, 2020.

[10] S. Bayat and S. Daei, "Separating radar signals from impulsive noise using atomic norm minimization," *IEEE Transactions on Circuits and Systems II: Express Briefs*, 2020.

[11] W. U. Bajwa, J. Haupt, A. M. Sayeed, and R. Nowak, "Compressed channel sensing: A new approach to estimating sparse multipath channels," *Proceedings of the IEEE*, vol. 98, no. 6, pp. 1058–1076, 2010.

[12] M. Ke, Z. Gao, Y. Wu, X. Gao, and R. Schober, "Compressive sensing based adaptive active user detection and channel estimation: Massive access meets massive mimo," *IEEE Transactions on Signal Processing*, 2020.

[13] L. Liu, E. G. Larsson, W. Yu, P. Popovski, C. Stefanovic, and E. De Carvalho, "Sparse signal processing for grant-free massive connectivity: A future paradigm for random access protocols in the internet of things," *IEEE Signal Processing Magazine*, vol. 35, no. 5, pp. 88–99, 2018.

[14] A. Afshar and V. T. Vakili, "Spatial based pilot allocation (sbpa) in crowded massive mimo systems," *Wireless Personal Communications*, pp. 1–19, 2021.

[15] H. Huang, J. Yang, H. Huang, Y. Song, and G. Gui, "Deep learning for super-resolution channel estimation and doa estimation based massive mimo system," *IEEE Transactions on Vehicular Technology*, vol. 67, no. 9, pp. 8549–8560, 2018.

[16] E. Björnson, E. De Carvalho, J. H. Sørensen, E. G. Larsson, and P. Popovski, "A random access protocol for pilot allocation in crowded massive mimo systems," *IEEE Transactions on Wireless Communications*, vol. 16, no. 4, pp. 2220–2234, 2017.

[17] J. Zhang, X. Yuan, and Y.-J. A. Zhang, "Blind signal detection in massive mimo: Exploiting the channel sparsity," *IEEE Transactions on Communications*, vol. 66, no. 2, pp. 700–712, 2017.

[18] Y. Zhou, M. Herdin, A. M. Sayeed, and E. Bonek, "Experimental study of mimo channel statistics and capacity via the virtual channel representation," *Univ. Wisconsin-Madison, Madison, WI, USA, Tech. Rep.*, vol. 5, pp. 10–15, 2007.

[19] V. Chandrasekaran, B. Recht, P. A. Parrilo, and A. S. Willsky, "The convex geometry of linear inverse problems," *Foundations of Computational mathematics*, vol. 12, no. 6, pp. 805–849, 2012.

[20] I. Valiulahi, S. Daei, F. Haddadi, and F. Parvaresh, "Two-dimensional super-resolution via convex relaxation," *IEEE Transactions on Signal Processing*, vol. 67, no. 13, pp. 3372–3382, 2019.

[21] E. J. Candès and C. Fernandez-Granda, "Super-resolution from noisy data," *Journal of Fourier Analysis and Applications*, vol. 19, no. 6, pp. 1229–1254, 2013.

[22] A. Likas, N. Vlassis, and J. J. Verbeek, "The global k-means clustering algorithm," *Pattern recognition*, vol. 36, no. 2, pp. 451–461, 2003.

[23] M. Grant and S. Boyd, "Cvx: Matlab software for disciplined convex programming, version 2.1," 2014.

[24] J. Nam, A. Adhikary, J.-Y. Ahn, and G. Caire, "Joint spatial division and multiplexing: Opportunistic beamforming, user grouping and simplified downlink scheduling," *IEEE Journal of Selected Topics in Signal Processing*, vol. 8, no. 5, pp. 876–890, 2014.