

From Tutte to Floater and Gotsman: On the Resolution of Planar Straight-line Drawings and Morphs

Giuseppe Di Battista and Fabrizio Frati

Roma Tre University, Rome, Italy
{giuseppe.dibattista, fabrizio.frati}@uniroma3.it

Abstract. The algorithm of Tutte for constructing convex planar straight-line drawings and the algorithm of Floater and Gotsman for constructing planar straight-line morphs are among the most popular graph drawing algorithms. Quite surprisingly, little is known about the resolution of the drawings produced by these algorithms. In this paper, focusing on maximal plane graphs, we prove tight bounds on the resolution of the planar straight-line drawings produced by Floater’s algorithm, which is a broad generalization of Tutte’s algorithm. Further, we use such a result in order to prove a lower bound on the resolution of the drawings of maximal plane graphs produced by Floater and Gotsman’s morphing algorithm. Finally, we show that such a morphing algorithm might produce drawings with exponentially-small resolution, even when transforming drawings with polynomial resolution.

1 Introduction

In 1963 Tutte [30] presented an algorithm to construct convex planar straight-line drawings of 3-connected plane graphs. The algorithm is very simple: Given any convex polygon representing the outer cycle of the graph, place each internal vertex at the barycenter of its neighbors. This results in a system of linear equations, whose variables are the coordinates of the internal vertices, which has a unique solution; quite magically, this solution corresponds to a planar straight-line drawing of the graph in which the faces are delimited by convex polygons. We call any drawing obtained by an application of Tutte’s algorithm a *T-drawing*. Tutte’s algorithm is one of the most famous graph drawing algorithms; notably, it has spurred the research on the practical graph drawing algorithms that are called *force-directed methods* [11,13,24].

A far-reaching generalization of Tutte’s algorithm was presented by Floater [16,17] (and, in a similar form, by Linial, Lovász, and Wigderson [25]). Namely, one can place each internal vertex at *any* convex combination (with positive coefficients) of its neighbors; the resulting system of equations still has a unique solution that corresponds to a convex planar straight-line drawing of the graph. Formally, let G be a 3-connected plane graph and let \mathcal{P} be a convex polygon representing the outer cycle of G . Further, for each internal vertex v of G and for each neighbor u of v , let $\lambda_{vu} > 0$ be a real value such that $\sum_{u \in \mathcal{N}(v)} \lambda_{vu} = 1$, where $\mathcal{N}(v)$ denotes the set of neighbors of v . For each internal vertex v of G , consider the two equations:

$$x(v) = \sum_{u \in \mathcal{N}(v)} (\lambda_{vu} \cdot x(u)) \quad (1) \quad y(v) = \sum_{u \in \mathcal{N}(v)} (\lambda_{vu} \cdot y(u)) \quad (2)$$

where $x(v)$ and $y(v)$ denote the x and y -coordinates of a vertex v , respectively. This results in a system of $2N$ equations in $2N$ variables, where N is the number of internal vertices of G , which has a unique solution [16,17]. This solution corresponds to a convex planar straight-line drawing, which can hence be represented by a pair (A, \mathcal{P}) , where \mathcal{P} is the prescribed convex polygon and A is a *coefficient matrix*. This matrix has a row for each internal vertex of G and a column for each (internal or external) vertex of G ; further, an element of the matrix whose row corresponds to a vertex v and whose column corresponds to a vertex u is the coefficient λ_{vu} if (v, u) is an edge of G and 0 otherwise. We call any drawing resulting from an application of Floater’s algorithm an *F-drawing*. Notice that F-drawings are extensively used for surface parameterization and reconstruction in computer graphics, in multiresolution problems, and in texture mapping; see, e.g., [21,22,31,32]. Similar

types of drawings have been studied for constructing three-dimensional representations of polytopes [10,26]. Further, *every* convex planar straight-line drawing of a 3-connected plane graph (and, in particular, every planar straight-line drawing of a maximal plane graph) is an F-drawing (A, \mathcal{P}) , for a suitable choice of A and \mathcal{P} [16,17,18,19].

Floater and Gotsman [19] devised a simple and yet powerful application of the above drawing technique to the construction of planar straight-line morphs. Given a graph G and given two convex planar straight-line drawings Γ_0 and Γ_1 of G with the same polygon \mathcal{P} representing the outer cycle, construct two coefficient matrices A_0 and A_1 such that $(A_0, \mathcal{P}) = \Gamma_0$ and $(A_1, \mathcal{P}) = \Gamma_1$. Now, a morph \mathcal{M} between Γ_0 and Γ_1 , that is, a continuous transformation of Γ_0 into Γ_1 , can be obtained as follows. For each $t \in [0, 1]$, construct a coefficient matrix A_t as $(1 - t) \cdot A_0 + t \cdot A_1$; in particular, for each internal vertex v of G and for each neighbor u of v , the element λ_{vu}^t of A_t whose row corresponds to v and whose column corresponds to u is equal to $\lambda_{vu}^t = (1 - t) \cdot \lambda_{vu}^0 + t \cdot \lambda_{vu}^1$. Then the morph between Γ_0 and Γ_1 is simply defined as $\mathcal{M} = \{\Gamma_t = (A_t, \mathcal{P}) : t \in [0, 1]\}$; since Γ_t is an F-drawing, for any $t \in [0, 1]$, this algorithm guarantees that every drawing in \mathcal{M} is a convex planar straight-line drawing. We call any morph constructed by an application of Floater and Gotsman’s algorithm an *FG-morph*. The algorithm of Floater and Gotsman is perhaps the most popular graph morphing algorithm; extensions, refinements, and limits of the method have been discussed, e.g., in [2,23,28,29].

Despite the fame of the above algorithms, little is known about the resolution of T-drawings, F-drawings, and FG-morphs. The *resolution* is perhaps the most studied aesthetic criterion for the readability of a graph drawing. Measuring the resolution of a drawing can be done in many ways, for example by considering the area of the drawing, if the vertices have integer coordinates, or by bounding the smallest angle in the drawing. We adopt a natural definition of resolution, namely the ratio between the smallest and the largest distance between two (distinct, non-incident, and non-adjacent) geometric objects representing vertices or edges. The goal of this paper is to study the resolution of T-drawings, F-drawings, and FG-morphs of maximal plane graphs. The only related result we are aware of is the one by Eades and Garvan [14] (independently observed by Chambers et al. [6]), who proved that T-drawings of n -vertex maximal plane graphs might have $1/2^{\Omega(n)}$ resolution. It is even unclear, a priori, whether the worst-case resolution of T-drawings, F-drawings, and FG-morphs can be expressed as *any* function of natural parameters¹ representing the input size and resolution².

We prove the following results³. First, we show a lower bound on the resolution of F-drawings (and thus on the resolution of T-drawings).

Theorem 1. *Let $\Gamma = (A, \Delta)$ be an F-drawing of an n -vertex maximal plane graph G , where $n \geq 4$. The resolution of Γ is larger than or equal to $\frac{r}{2} \cdot \left(\frac{\lambda}{3}\right)^n \in r \cdot \lambda^{O(n)}$, where λ is the smallest positive coefficient in the coefficient matrix A and r is the resolution of the prescribed triangle Δ .*

Second, we prove that the bound in Theorem 1 is asymptotically tight for the family of graphs introduced by Eades and Garvan [14].

¹ The number n of vertices of the graph is not the only parameter that needs to be taken into account in order to bound the resolution of T-drawings, F-drawings, and FG-morphs. Indeed, for T-drawings and F-drawings, one might have to consider the resolution of the prescribed polygon \mathcal{P} (which is a triangle, since we deal with maximal plane graphs) and the values of the coefficient matrix A . Further, for FG-morphs, one might have to consider the resolution of the input drawings Γ_0 and Γ_1 .

² It is tempting to derive a lower bound on the resolution of, say, an F-drawing by means of algebraic computations only. Indeed, by Equations 1 and 2, by Cramer’s rule, and by simple geometric formulae, the distance between two geometric objects in the F-drawing can be expressed as a ratio between two polynomials whose variables are the terms of A and the coordinates of the vertices of \mathcal{P} , and whose degree is smaller than or equal to a quadratic function of N . In order to lower bound such a ratio, one has to lower bound the numerator and to upper bound the denominator. While the latter is relatively easy to accomplish, it is not clear to us how to achieve the former.

³ At a first glance, our use of the $O(\cdot)$ and $\Omega(\cdot)$ notation in the paper seems to be inverted. For example, Theorem 1 shows a bound of $r \cdot \lambda^{O(n)}$ on the resolution of F-drawings. This is a lower bound, and not an upper bound, given that $\lambda < 1$. Indeed, the $O(\cdot)$ notation indicates that the exponent has a value which is *at most something*, hence the entire power has a value which is *at least something* (smaller than one).

Theorem 2. *There is a class of maximal plane graphs $\{G_n : n = 5, 6, \dots\}$, where G_n has n vertices, with the following property. For any $0 < \lambda \leq \frac{1}{4}$ and $0 < r \leq \frac{\sqrt{3}}{2}$, there exist a triangle Δ with resolution r and a coefficient matrix Λ for G_n whose smallest positive coefficient is λ such that the F -drawing (Λ, Δ) of G_n has resolution in $r \cdot \lambda^{\Omega(n)}$.*

We remark that algorithms are known for constructing planar straight-line drawings of maximal plane graphs [9,27] and even convex planar straight-line drawings of 3-connected plane graphs [3,7] with polynomial resolution. Indeed, drawings on the grid with polynomial area have polynomially bounded resolution.

Third, we use Theorem 1 in order to prove a lower bound on the resolution of FG-morphs.

Theorem 3. *Let Γ_0 and Γ_1 be any two planar straight-line drawings of the same n -vertex maximal plane graph G such that the outer faces of Γ_0 and Γ_1 are delimited by the same triangle Δ . There exists an FG-morph $\mathcal{M} = \{\Gamma_t : t \in [0, 1]\}$ between Γ_0 and Γ_1 such that, for each $t \in [0, 1]$, the resolution of Γ_t is larger than or equal to $(r/n)^{O(n)}$, where r is the minimum between the resolution of Γ_0 and Γ_1 .*

Finally, we prove that FG-morphs might produce drawings with exponentially small resolution, even if they transform drawings with polynomial resolution.

Theorem 4. *For every $n \geq 6$ multiple of 3, there exist an n -vertex maximal plane graph G and two planar straight-line drawings Γ_0 and Γ_1 of G such that:*

- (R1) *the outer faces of Γ_0 and Γ_1 are delimited by the same triangle Δ ;*
- (R2) *the resolution of both Γ_0 and Γ_1 is larger than or equal to c/n^2 , for some constant c ; and*
- (R3) *any FG-morph between Γ_0 and Γ_1 contains a drawing whose resolution is in $1/2^{\Omega(n)}$.*

We remark that the construction of planar straight-line morphs with high resolution has been attracting an increasing attention [4,5,8]. A main open question in the area is whether polynomial resolution can be guaranteed in a planar straight-line morph between any two given drawings (with polynomial resolution) of a plane graph. Theorem 4 shows that Floater and Gotsman's algorithm cannot be used to settle this question in the positive.

2 Preliminaries

We assume familiarity with graph drawing [11] and introduce preliminary properties and lemmata.

We denote by $V(G)$ and $E(G)$ the vertex and edge sets of a graph G , respectively. For a vertex $v \in V(G)$, we denote by $\mathcal{N}_G(v)$ (or by $\mathcal{N}(v)$ when the graph is clear from the context) the set of neighbors of v in G ; the *degree* of v is $|\mathcal{N}(v)|$. Throughout the paper, by the term *cycle* we always refer to a simple cycle. We denote by n the number of vertices of the considered graphs; in the following, we always assume that $n \geq 4$.

A graph is *biconnected* if the removal of any vertex leaves the graph connected.

A *drawing* of a graph represents each vertex as a point in the plane and each edge as a Jordan arc connecting the points representing the end-vertices of the edge. A drawing of a graph is *planar* if no two vertices are represented by the same point, no point representing a vertex lies in the interior of a Jordan arc representing an edge, and no two Jordan arcs representing edges intersect, except at common end-points. A planar drawing of a graph partitions the plane into connected regions, called *faces*. The only unbounded face is the *outer face*, while the bounded faces are *internal*. In a planar drawing of a biconnected planar graph every face is delimited by a cycle, which is a *facial cycle*; the facial cycle bounding the outer face is called *outer cycle*. Two planar drawings Γ_1 and Γ_2 of a biconnected planar graph G are *equivalent* if: (1) for each vertex $v \in V(G)$, the clockwise order of the edges incident to v is the same in Γ_1 as in Γ_2 ; (2) the clockwise order of the vertices along the outer cycles of Γ_1 and Γ_2 coincide. A *plane embedding* is an equivalence class of planar drawings. A *plane graph* is a planar graph with an associated plane embedding. A *maximal plane graph* is a plane graph to which no edge can be added without losing planarity or simplicity. The assumption $n \geq 4$ implies that every vertex of an n -vertex maximal plane graph has degree at least 3.

Let G be a plane graph. When referring to a planar drawing Γ of G , we always mean that Γ is in the equivalence class associated to G . All the planar drawings of G have the same set of facial cycles, hence we often talk about the “faces of G ”, meaning the faces of any planar drawing in the equivalence class associated to G . A subgraph G' of G is associated with a plane embedding “inherited” from the one of G , as follows. Consider a planar drawing Γ of G and the planar drawing Γ' of G' obtained from Γ by removing the vertices in $V(G) \setminus V(G')$ and the edges in $E(G) \setminus E(G')$; then the plane embedding of G' is the equivalence class of planar drawings of G' the drawing Γ' belongs to. We say that G is *internally-triangulated* if every internal face of G is delimited by a 3-cycle. A vertex of G is *external* if it is incident to the outer face of G , it is *internal* otherwise. The sets of internal and external vertices of G are denoted by \mathcal{I}_G and \mathcal{O}_G , respectively. Consider a cycle \mathcal{C} of G . An *external chord* of \mathcal{C} is an edge of G that connects two vertices of \mathcal{C} , that does not belong to \mathcal{C} , and that lies outside \mathcal{C} in G . The *subgraph of G inside \mathcal{C}* is composed of the vertices and edges that lie inside or on the boundary of \mathcal{C} . The following is easy to observe.

Property 1. Let G be a maximal plane graph and let \mathcal{C} be a cycle of G . The subgraph of G inside \mathcal{C} is biconnected and internally-triangulated.

2.1 Distances, resolution, and F-drawings

A drawing of a graph is *straight-line* if every edge is represented by a straight-line segment. In a straight-line drawing of a graph, by *geometric object* we mean a point representing a vertex or a straight-line segment representing an edge. We often call “vertex” or “edge” both the combinatorial object and the corresponding geometric object. Two geometric objects in a planar straight-line drawing of a graph are *separated* if they share no point. By the planarity of the drawing, two geometric objects are hence separated if and only if they are distinct vertices, or non-adjacent edges, or a vertex and a non-incident edge. The *distance* $d_\Gamma(o_1, o_2)$ between two separated geometric objects o_1 and o_2 in a planar straight-line drawing Γ of a graph G is the minimum Euclidean distance between any point of o_1 and any point of o_2 . For two vertices u and v of G , we denote by $d_\Gamma^\uparrow(u, v)$ the vertical distance between u and v in Γ , that is, the absolute value of the difference between their y -coordinates. The *resolution* of Γ is the ratio between the distance of the closest separated geometric objects and the distance of the farthest separated geometric objects in Γ .

Let \mathcal{R} be a finite connected subset of \mathbb{R}^n and let z_1, \dots, z_n be the coordinates of \mathbb{R}^n . For any $l = 1, \dots, n$, the z_l -*extent* of \mathcal{R} is the maximum z_l -coordinate of any point of \mathcal{R} minus the minimum z_l -coordinate of any point of \mathcal{R} .

Throughout the paper, we denote by (Λ, Δ) an F-drawing of a maximal plane graph G , where Λ is a coefficient matrix for G and Δ is a triangle representing the outer cycle of G . Note that a T-drawing is an F-drawing in which, for every internal vertex v and every neighbor u of v , we have $\lambda_{vu} = 1/|\mathcal{N}(v)|$.

Next, we present a tool that we often use in order to translate and rotate F-drawings. The lemma shows that, given an F-drawing (Λ, Δ) , if we construct a new F-drawing using the coefficient matrix Λ and a translated and/or rotated copy of Δ , we obtain a drawing that is the translation and/or rotation of (Λ, Δ) .

Lemma 1. *Let (Λ, Δ) be an F-drawing of a maximal plane graph G and let Δ' be the triangle obtained by applying a proper rigid transformation σ to Δ . Then the F-drawing (Λ, Δ') coincides with the drawing obtained by applying σ to the drawing (Λ, Δ) .*

Proof. Any proper rigid transformation can be decomposed into a rotation followed by a translation. Suppose hence that σ is composed of a counter-clockwise rotation ρ by an angle Θ and of a translation τ by a vector (a, b) . We consider the two transformations separately.

Let Δ_ρ be the triangle obtained by applying ρ to Δ . We show that the F-drawing (Λ, Δ_ρ) coincides with the drawing Γ_ρ obtained by applying ρ to the drawing (Λ, Δ) . This is accomplished by proving that the coordinates of the vertices in Γ_ρ solve Equations 1 and 2, for every internal vertex v of G , where the coefficients λ_{vu} are those in Λ and the coordinates of the vertices incident to the outer face are those in Δ_ρ . The rotation ρ transforms any point (x, y) in the plane to the point $(\bar{x}, \bar{y}) = (x \cdot \cos \Theta - y \cdot \sin \Theta, x \cdot \sin \Theta + y \cdot \cos \Theta)$. We

need to show that, for every internal vertex v of G , we have

$$\overline{x(v)} = \sum_{u \in \mathcal{N}(v)} (\lambda_{vu} \cdot \overline{x(u)})$$

and

$$\overline{y(v)} = \sum_{u \in \mathcal{N}(v)} (\lambda_{vu} \cdot \overline{y(u)}).$$

We only prove the former equality, as the proof for the latter is analogous. By definition of ρ , we have $\overline{x(v)} = x(v) \cdot \cos \Theta - y(v) \cdot \sin \Theta$ and $\sum_{u \in \mathcal{N}(v)} (\lambda_{vu} \cdot \overline{x(u)}) = \sum_{u \in \mathcal{N}(v)} (\lambda_{vu} \cdot (x(u) \cdot \cos \Theta - y(u) \cdot \sin \Theta)) = \cos \Theta \cdot \sum_{u \in \mathcal{N}(v)} (\lambda_{vu} \cdot x(u)) - \sin \Theta \cdot \sum_{u \in \mathcal{N}(v)} (\lambda_{vu} \cdot y(u)) = x(v) \cdot \cos \Theta - y(v) \cdot \sin \Theta$, where the last equality follows from Equations 1 and 2 applied to the drawing (Λ, Δ) .

Recall that Δ' is the triangle obtained by applying τ to Δ_ρ . We show that the F-drawing (Λ, Δ') coincides with the drawing Γ' obtained by applying τ to Γ_ρ . Similarly as for the rotation, this is accomplished by proving that the coordinates of the vertices in Γ' solve Equations 1 and 2, for every internal vertex v of G , where the coefficients λ_{vu} are those in Λ and the coordinates of the vertices incident to the outer face are those in Δ' . The translation transforms any point (\bar{x}, \bar{y}) in the plane to the point $(\widetilde{x}, \widetilde{y}) = (\bar{x} + a, \bar{y} + b)$. We need to show that, for every internal vertex v of G , we have

$$\widetilde{x(v)} = \sum_{u \in \mathcal{N}(v)} (\lambda_{vu} \cdot \widetilde{x(u)})$$

and

$$\widetilde{y(v)} = \sum_{u \in \mathcal{N}(v)} (\lambda_{vu} \cdot \widetilde{y(u)}).$$

We only prove the former equality, as the proof for the latter is analogous. By definition of τ , we have $\widetilde{x(v)} = \overline{x(v)} + a$ and $\sum_{u \in \mathcal{N}(v)} (\lambda_{vu} \cdot \widetilde{x(u)}) = \sum_{u \in \mathcal{N}(v)} (\lambda_{vu} \cdot (\overline{x(u)} + a)) = \sum_{u \in \mathcal{N}(v)} (\lambda_{vu} \cdot \overline{x(u)}) + a \cdot \sum_{u \in \mathcal{N}(v)} \lambda_{vu} = \overline{x(v)} + a$, where the last equality follows from Equation 1 applied to the drawing $\Gamma_\rho = (\Lambda, \Delta_\rho)$ and from $\sum_{u \in \mathcal{N}(v)} \lambda_{vu} = 1$. \square

We sometimes use the following elementary property.

Property 2. Let (Λ, Δ) be an F-drawing of a maximal plane graph G with at least four (five) vertices. The smallest positive coefficient λ in Λ is at most equal to $1/3$ (resp. $1/4$).

Proof. Since G has at least four (five) vertices, it contains an internal vertex v with degree at least 3 (resp. at least 4). Since the coefficients expressing the position of v with respect to the ones of its neighbors are all positive and sum up to 1, at least one of such coefficients is smaller than or equal to $1/3$ (resp. $1/4$). \square

2.2 The resolution of triangles

We now show some properties on the resolution of triangles. We start with the following observation.

Property 3. The resolution of a triangle is smaller than or equal to $\frac{\sqrt{3}}{2}$ and there exist triangles with this resolution.

Proof. First, note that an equilateral triangle has resolution $\frac{\sqrt{3}}{2}$.

Consider any triangle Δ and let $\alpha \geq 60^\circ$ be its largest angle. Let v be the vertex of Δ incident to such an angle, let ℓ be the length of the side s of Δ opposite to v , and let h be the height of Δ with respect to s . Note that h and ℓ are the smallest and the largest distance between two separated geometric objects of Δ , respectively, hence the resolution of Δ is h/ℓ .

The altitude of Δ through v partitions α into two smaller angles α_1 and α_2 . Simple trigonometric considerations show that $\ell = h \cdot (\tan(\alpha_1) + \tan(\alpha_2))$. By substituting $\alpha_2 = \alpha - \alpha_1$ and by deriving with respect to α_1 , we get that the minimum of the function $f(\alpha_1) := \tan(\alpha_1) + \tan(\alpha - \alpha_1)$ is achieved when $\alpha_1 = \alpha/2$. Hence, $\frac{h}{\ell} = \frac{1}{\tan(\alpha_1) + \tan(\alpha_2)} \leq \frac{1}{2 \tan(\alpha/2)} \leq \frac{1}{2 \tan(30^\circ)} = \frac{\sqrt{3}}{2}$. \square

We now prove the following.

Lemma 2. *Let Δ be a triangle with resolution equal to r . Let s be any side of Δ , let ℓ be its length, and let h be the height of Δ with respect to s . Then $h/\ell \geq r$.*

Proof. Consider any side s of Δ . Let ℓ be the length of s , let h be the height of Δ with respect to s , and let p be the vertex of Δ not incident to s .

If the altitude of Δ through p lies inside Δ , then $h/\ell \geq r$, given that the distance between p and s is equal to h and the resolution of Δ is equal to r .

However, if the altitude of Δ through p lies outside Δ , as in Figure 1, then the distance between p and s is larger than h . This happens if the angle incident to one of the vertices of Δ different from p , call it q , is larger than 90° . Let z be the third vertex of Δ . Further, let p_h be the intersection point of the altitude of Δ through p with the line through s . Finally, let q_h be the intersection point of the altitude of Δ through q with the segment p_z .

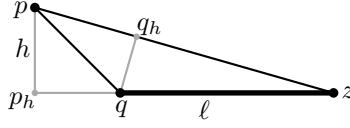


Fig. 1. Illustration for the proof of Lemma 2. The side s of Δ is represented by a fat line segment.

By the similarity of the triangles (z, p, p_h) and (z, q, q_h) , we have that $|\overline{pp_h}|/|\overline{zp_h}| = |\overline{qq_h}|/|\overline{zq_h}|$. Since $|\overline{zq_h}| < |\overline{zp}|$, we have $|\overline{qq_h}|/|\overline{zq_h}| > |\overline{qq_h}|/|\overline{zp}|$. Further, since \overline{zp} is a side of Δ and $|\overline{qq_h}|$ is the distance between q and \overline{zp} , we have that $|\overline{qq_h}|/|\overline{zp}| \geq r$. Hence, $|\overline{pp_h}|/|\overline{zp_h}| > r$. Furthermore, we have that $|\overline{pp_h}| = h$ and $|\overline{zp_h}| > \ell$, hence $h/\ell > |\overline{pp_h}|/|\overline{zp_h}| > r$, as required. \square

Lemma 3. *Let Δ be a triangle with resolution equal to r and y -extent equal to Y . Then the x -extent X of Δ is at most Y/r .*

Proof. Let \mathcal{R} be the smallest axis-parallel rectangle containing Δ ; note that \mathcal{R} has width X and height Y . We distinguish two cases, based on whether two or three vertices of Δ belong to the boundary of \mathcal{R} .

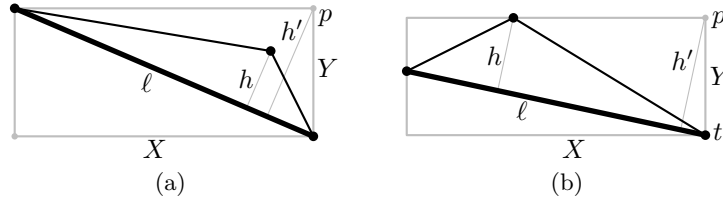


Fig. 2. Illustration for the proof of Lemma 3. The side s of Δ is represented by a fat line segment. In (a) two vertices of Δ belong to the boundary of \mathcal{R} , and in (b) three vertices of Δ belong to the boundary of \mathcal{R} .

Case 1: Two vertices of Δ belong to the boundary of \mathcal{R} ; see Figure 2(a). In this case, one of the sides of Δ , call it s , coincides with one of the diagonals of \mathcal{R} ; let ℓ be the length of s . Also, let h be the height of Δ with respect to s . Let p be a vertex of \mathcal{R} not incident to s , and let h' be the distance between p and s .

Note that $h < h'$. Further, by Lemma 2, we have $h/\ell \geq r$, hence

$$h' \geq r \cdot \ell. \quad (3)$$

By considering the area of \mathcal{R} and the area of the triangle defined by s and by p , we get

$$X \cdot Y = h' \cdot \ell. \quad (4)$$

Moreover, since $\ell > X$, we get

$$\ell^2 > X^2. \quad (5)$$

Substituting Equation 3 into Equation 4, we get

$$X \cdot Y \geq r \cdot \ell^2. \quad (6)$$

Substituting Equation 5 into Equation 6, we get $X \cdot Y \geq r \cdot X^2$, that is, $X \cdot (X - Y/r) \leq 0$, from which it follows that $X \leq Y/r$, as required.

Case 2: Three vertices of Δ belong to the boundary of \mathcal{R} ; see Figure 2(b). In this case, one of the vertices of Δ , call it t , coincides with one of the vertices of \mathcal{R} ; let s be the side of Δ that is incident to t and whose other end-vertex is on a vertical side of \mathcal{R} . Then the length ℓ of s is larger than X , from which Equation 5 follows again. Let h be the height of Δ with respect to s ; notice that the altitude of Δ with respect to s does not necessarily lie entirely inside \mathcal{R} . Furthermore, let p be the vertex of \mathcal{R} that shares a vertical side of \mathcal{R} with t . Finally, let h' be the distance between p and s .

By considering the area of \mathcal{R} and the area of the triangle defined by s and by p , Equation 4 follows again.

Equation 3 is also true in Case 2. Indeed, that $h \leq h'$ follows from the fact that p is the farthest point of \mathcal{R} from s . Moreover, that $h/\ell \geq r$ follows from Lemma 2.

Now, from Equations 3, 4, and 5, the bound $X \leq Y/r$ can be derived as in Case 1. \square

3 Lower Bound on the Resolution of F-Drawings

In this section, we prove Theorem 1, which we restate here for the reader's convenience.

Theorem 1. *Let $\Gamma = (\Lambda, \Delta)$ be an F-drawing of an n -vertex maximal plane graph G , where $n \geq 4$. The resolution of Γ is larger than or equal to $\frac{r}{2} \cdot \left(\frac{\lambda}{3}\right)^n \in r \cdot \lambda^{O(n)}$, where λ is the smallest positive coefficient in the coefficient matrix Λ and r is the resolution of the prescribed triangle Δ .*

Let δ be the minimum distance between any two separated geometric objects in Γ . We start by proving that the smallest distance δ in Γ is achieved “inside” an internal face of G .

Lemma 4. *There exist an internal vertex v and an edge $e = (u_e, v_e)$ of G such that:*

- $d_\Gamma(v, e) = \delta$;
- v , u_e , and v_e are the vertices of a triangle T delimiting an internal face of G in Γ ; and
- the altitude of T through v lies inside T .

Proof. First, observe that there exist a vertex v and an edge $e = (u_e, v_e)$ of G such that $d_\Gamma(v, e) = \delta$. Indeed, the minimum distance between two separated geometric objects of Γ is δ , by assumption; each of such objects can be either a vertex or an edge. If the two objects are two vertices u_1 and u_2 , then the distance between u_1 and any edge incident to u_2 is at most δ ; further, if the two objects are two edges e_1 and e_2 , then there exists an end-vertex of one of them that is at distance δ from the other edge.

Second, we prove that v , u_e , and v_e are the vertices of a triangle T delimiting an internal face of G in Γ . Consider a segment s of length δ between v and a point p of e ; this exists because $d_\Gamma(v, e) = \delta$.

- Suppose first, for a contradiction, that s is the straight-line segment representing an edge e' of G . Let f be any internal face of G incident to e' and let T_f be the triangle delimiting f in Γ . Then (at least) one of the heights of T_f is smaller than s , and hence smaller than δ , a contradiction.
- Suppose next that s does not represent an edge of G . If s intersected a vertex or an edge in its interior, the distance between such a geometric object and v would be smaller than δ , which would contradict the assumptions. It follows that s lies inside an internal face of G that is incident to v , u_e , and v_e . Since G is a maximal plane graph, such a face is delimited by a triangle T , whose vertices are v , u_e , and v_e .

Third, suppose, for a contradiction, that the altitude of T through v does not lie inside T , hence the angle of T at u_e or v_e is larger than 90° (see Figure 3(a)). Assume the former, as the other case is analogous. It follows that the altitude of T through u_e is the shortest altitude of T , hence the distance in Γ between u_e and the edge (v, v_e) is smaller than δ , a contradiction.

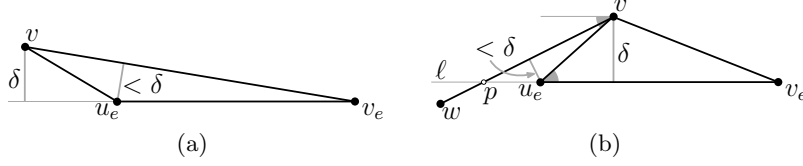


Fig. 3. Illustration for the proof of Lemma 4. (a) If the altitude of T through v does not lie inside T , then there is a height of T smaller than δ . (b) If v is an external vertex of G , then the distance between one of the end-vertices of e and one of the edges incident to the outer face of G is smaller than δ . The gray angles are equal.

Finally, we prove that v is an internal vertex of G ; refer to Figure 3(b). Suppose, for a contradiction, that v is an external vertex of G and let w and z be the two vertices of the outer cycle of G different from v . Since $n \geq 4$ and since the 3-cycle (v, u_e, v_e) bounds an internal face of G , we have that the edge e is not incident to the outer face of G . It follows that at least one of the edges (v, w) and (v, z) cuts the line ℓ through e , as otherwise e would not lie inside the triangle delimiting the outer face of T . Say that (v, w) cuts ℓ in a point p and assume, without loss of generality, that $p, u_e,$ and v_e occur in this order along ℓ . Then the distance from u_e to the edge (v, w) is $|\overline{vu_e}| \cdot \sin(\widehat{u_e v w})$, which is smaller than $|\overline{vu_e}| \cdot \sin(\widehat{vu_e v_e}) = \delta$, a contradiction which concludes the proof of the lemma. \square

By Lemma 1, we can assume that $y(v) = 0$, that e is horizontal in Γ , and that v lies above (the line through) e . We now show that the neighbors of v are not “too high” or “too low” in Γ .

Lemma 5. *For every neighbor u of v , we have that $d_\Gamma^\uparrow(u, v) \leq \frac{\delta}{\lambda}$.*

Proof. By Lemma 4, the altitude through v of the triangle with vertices $v, u_e,$ and v_e intersects the edge (u_e, v_e) . It follows that: (i) $y(u_e) = y(v_e) = -\delta$, which implies that the statement of the lemma is satisfied for $u \in \{u_e, v_e\}$, given that $\lambda < 1$; and (ii) $x(u_e) < x(v) < x(v_e)$, up to a relabeling of u_e with v_e .

First, we prove the following claim: Every neighbor w of v that is different from u_e and v_e lies on or above the horizontal line through v ; that is, $y(w) \geq 0$, for every vertex $w \in \mathcal{N}(v) \setminus \{u_e, v_e\}$. By the planarity of Γ , it suffices to prove the claim for the neighbors u and z of v such that (v, u) and (v, z) are the edges that follow (v, u_e) in clockwise and counter-clockwise direction around v , respectively.

We prove that $y(u) \geq 0$, the proof that $y(z) \geq 0$ is analogous. Suppose, for a contradiction, $y(u) < 0$. Let Δ be the triangle with vertices $u, v,$ and u_e . We distinguish two cases.

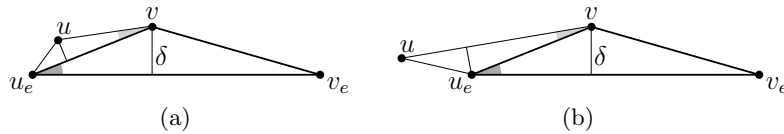


Fig. 4. Illustration for the proof that $y(u) \geq 0$, where (v, u) is the edge that follows (v, u_e) in clockwise order around v . (a) The case in which $\widehat{vu_e u} > \widehat{vu_e v}$. (b) The case in which $\widehat{vu_e v} > \widehat{vu_e u}$.

- Suppose first that the angle of Δ_e at u is larger than or equal to the angle of Δ_e at u_e , that is, $\widehat{vu_e u} \geq \widehat{vu_e v}$ (see Figure 4(a)). This implies that $d_\Gamma(v, u) \leq d_\Gamma(v, u_e)$ and that the altitude of Δ_e

through u intersects the edge (v, u_e) . It follows that the distance between u and the edge (v, u_e) is equal to $d_\Gamma(v, u) \cdot \sin(\widehat{uvu_e}) < d_\Gamma(v, u_e) \cdot \sin(\widehat{vu_e v_e}) = \delta$, a contradiction to the fact that δ is the minimum distance between two separated geometric objects in Γ .

- Suppose next that the angle of Δ_e at u_e is larger than the angle of Δ_e at u , that is, $\widehat{vu_e u} > \widehat{vu_e v_e}$ (see Figure 4(b)). This implies that the altitude of Δ_e through u_e intersects the edge (v, u) . It follows that the distance between u_e and the edge (v, u) is equal to $d_\Gamma(v, u_e) \cdot \sin(\widehat{uvu_e}) < d_\Gamma(v, u_e) \cdot \sin(\widehat{vu_e v_e}) = \delta$, a contradiction to the fact that δ is the minimum distance between two separated geometric objects in Γ .

This completes the proof of the claim. Now, by Equation 2, we have that $\sum_{u \in \mathcal{N}(v)} (\lambda_{vu} \cdot y(u)) = y(v) = 0$, hence $\sum_{u \in \mathcal{N}(v) \setminus \{u_e, v_e\}} (\lambda_{vu} \cdot y(u)) = (\lambda_{vu_e} + \lambda_{vv_e}) \cdot \delta$. By the above claim, for every vertex $u \in \mathcal{N}(v) \setminus \{u_e, v_e\}$, we have that $\lambda_{vu} \cdot y(u) \leq (\lambda_{vu_e} + \lambda_{vv_e}) \cdot \delta$, and hence $y(u) < \frac{\delta}{\lambda_{vu}} \leq \frac{\delta}{\lambda}$. \square

We outline the proof of Theorem 1. By Lemma 5, the vertex v and its neighbors are contained in Γ inside a “narrow” horizontal strip (see Figure 5(a)). Using that as a starting point, the strategy is now to define a sequence of subgraphs of G , each one larger than the previous one, so that each subgraph is contained inside a narrow horizontal strip. The larger the considered graph, the larger the height of the horizontal strip, however this height only depends on λ , on δ , and on the number of vertices of the considered graph. Eventually, this argument leads to a bound on the y -extent of Γ , and from that bound the resolution r of the outer triangle Δ provides a bound on the largest distance between two separated geometric objects of Γ . The comparison of such a distance with the minimum distance δ between two separated geometric objects of Γ allows us to derive the bound of Theorem 1.

We now formalize the above proof strategy. For $i \in \mathbb{N}^+$, we denote by \mathcal{H}_i the horizontal strip of height $h(i) := \delta \cdot \left(\frac{3}{\lambda}\right)^i$ bisected by the horizontal line through v .

We prove the existence of a sequence $G_1, \dots, G_k = G$ of graphs such that, for $i = 1, \dots, k$, the graph G_i is a biconnected internally-triangulated plane graph that is a subgraph of G satisfying Properties (P1)–(P4) below. Let Γ_i be the restriction of Γ to G_i and let \mathcal{C}_i be the outer cycle of G_i .

- (P1) G_i has at least $i + 3$ vertices;
- (P2) \mathcal{C}_i does not have any external chord;
- (P3) G_i is the subgraph of G inside \mathcal{C}_i ; and
- (P4) Γ_i is contained in the interior of the horizontal strip \mathcal{H}_i .

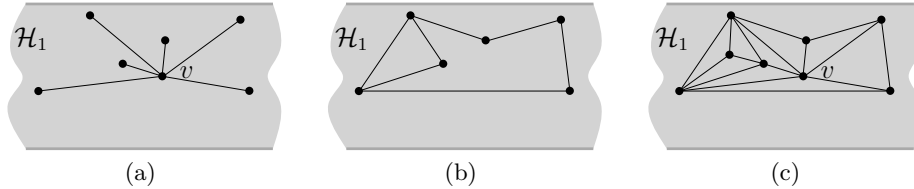


Fig. 5. (a) The subgraph of G composed of the edges incident to v . (b) The subgraph G^v of G induced by the neighbors of v . (c) The subgraph G_1 of G inside \mathcal{C}_1 .

We define G_1 as follows. Let G^v be the subgraph of G induced by the neighbors of v (see Figure 5(b)). Since G is a maximal plane graph, we have that G^v is biconnected; let \mathcal{C}_1 be the outer cycle of G^v . Then G_1 is defined as the subgraph of G inside \mathcal{C}_1 (see Figure 5(c)). Property (P3) is satisfied by construction. Further, Property (P1) is satisfied, given that G_1 contains at least 4 vertices, namely v and its at least three neighbors. Property (P2) is satisfied because \mathcal{C}_1 is the outer cycle of G^v and G^v is an induced subgraph of G . Property (P4) is satisfied by Lemma 5, as the distance from v to the top or bottom side of \mathcal{H}_1 is $\frac{3}{2} \cdot \frac{\delta}{\lambda}$; observe that all the vertices of G_1 are contained in the convex hull of the neighbors of v . Finally, G_1 is biconnected and internally-triangulated, by Property 1.

Assume that $G_i \neq G$; we will deal with the case in which $G_i = G$ later. We describe how to construct G_{i+1} from G_i , so that Properties (P1)–(P4) are satisfied. In order to do that, we introduce the notion of \updownarrow -connected vertex and prove some lemmata about it.

We say that a vertex v of G_i is \updownarrow -connected if it satisfies at least one of the following properties:

- v has a neighbor above or on the top side of \mathcal{H}_{i+1} and has a neighbor below the bottom side of \mathcal{H}_i ;
- v has a neighbor below or on the bottom side of \mathcal{H}_{i+1} and has a neighbor above the top side of \mathcal{H}_i .

The first lemma about \updownarrow -connected vertices states that if a vertex u of G_i that is an internal vertex of G has a neighbor above or on the top side of \mathcal{H}_{i+1} , then it also has a neighbor below \mathcal{H}_i ; roughly speaking, this is true because a “very high” neighbor of u in Γ pushes u too high to be “balanced” (in terms of Equation 2) by neighbors of u which lie in \mathcal{H}_i or above.

Lemma 6. *Let u be a vertex of G_i in \mathcal{I}_G . If u has a neighbor above or on the top side of \mathcal{H}_{i+1} , then it is \updownarrow -connected. Analogously, if u has a neighbor below or on the bottom side of \mathcal{H}_{i+1} , then it is \updownarrow -connected.*

Proof. We prove the first part of the statement. The proof of the second part is analogous. Suppose, for a contradiction, that there exists a vertex u of G_i in \mathcal{I}_G that has a neighbor w above or on the top side of \mathcal{H}_{i+1} and that has no neighbor below \mathcal{H}_i .

By Equation 2, we have that $\sum_{z \in \mathcal{N}_G(u)} (\lambda_{uz} \cdot y(z)) = y(u)$. Since $\sum_{z \in \mathcal{N}_G(u)} \lambda_{uz} = 1$, it follows that $\sum_{z \in \mathcal{N}_G(u)} (\lambda_{uz} \cdot (y(z) - y(u))) = 0$, hence

$$\lambda_{uw} \cdot (y(w) - y(u)) = \sum_{z \in \mathcal{N}_G(u) \setminus \{w\}} (\lambda_{uz} \cdot (y(u) - y(z))). \quad (7)$$

Since the distance between the top side of \mathcal{H}_{i+1} and the top side of \mathcal{H}_i is equal to $\frac{h(i+1)-h(i)}{2}$, we have that $\lambda_{uw} \cdot (y(w) - y(u)) \geq \lambda \cdot \frac{h(i+1)-h(i)}{2}$. Further, since every neighbor of u lies above or on the bottom side of \mathcal{H}_i and since u lies in the interior of \mathcal{H}_i , we have that $y(u) - y(z) < h(i)$, for every neighbor z of u . Hence, $\sum_{z \in \mathcal{N}_G(u) \setminus \{w\}} (\lambda_{uz} \cdot (y(u) - y(z))) < h(i) \cdot \sum_{z \in \mathcal{N}_G(u) \setminus \{w\}} \lambda_{uz} < h(i)$. Furthermore, $\lambda \cdot \frac{h(i+1)-h(i)}{2} - h(i) > \lambda \cdot \frac{h(i+1)}{2} - 3 \cdot \frac{h(i)}{2} = \frac{\delta}{2} \left(\lambda \cdot \left(\frac{3}{\lambda}\right)^{i+1} - 3 \cdot \left(\frac{3}{\lambda}\right)^i \right) = 0$. This implies that $\lambda_{uw} \cdot (y(w) - y(u)) > \sum_{z \in \mathcal{N}_G(u) \setminus \{w\}} (\lambda_{uz} \cdot (y(u) - y(z)))$, which contradicts Equation 7. \square

The second lemma states that few vertices of G_i are \updownarrow -connected (and thus, by Lemma 6, few vertices of G_i have neighbors outside \mathcal{H}_{i+1}).

Lemma 7. *The following statements hold true:*

- (S1) G_i contains at most two vertices that are in \mathcal{I}_G and that are \updownarrow -connected; and
- (S2) if G_i contains a vertex in \mathcal{O}_G , then it contains at most one vertex that is in \mathcal{I}_G and that is \updownarrow -connected.

Proof. For each \updownarrow -connected vertex u of G_i , let $\ell(u)$ be the polygonal line defined as follows. Let w be a neighbor of u that lies above the top side of \mathcal{H}_i and let z be a neighbor of u that lies below the bottom side of \mathcal{H}_i . Let p_w and p_z be the intersection points of the edges (u, w) and (u, z) with the top side of \mathcal{H}_i and the bottom side of \mathcal{H}_i , respectively. Then $\ell(u)$ is composed of the line segments $\overline{up_w}$ and $\overline{up_z}$. For the remainder of the proof, refer to Figure 6.

In order to prove (S1), suppose, for a contradiction, that G_i contains (at least) three distinct \updownarrow -connected vertices u_1 , u_2 , and u_3 in \mathcal{I}_G ; by the planarity of Γ , we have that $\ell(u_1)$, $\ell(u_2)$, and $\ell(u_3)$ do not cross each other; assume, w.l.o.g. up to a switch of the labels of u_1 , u_2 , and u_3 , that $\ell(u_2)$ is in-between $\ell(u_1)$ and $\ell(u_3)$ in \mathcal{H}_i . Consider any path P of G_i connecting u_1 and u_3 . By the planarity of Γ and since G_i is contained in the interior of \mathcal{H}_i , we have that P does not cross $\ell(u_2)$, except at u_2 . However, this implies that the removal of u_2 from G_i separates u_1 from u_3 , a contradiction to the fact that G_i is biconnected. This proves (S1).

In order to prove (S2), suppose, for a contradiction, that G_i contains a vertex u_1 in \mathcal{O}_G and contains (at least) two distinct \updownarrow -connected vertices u_2 and u_3 in \mathcal{I}_G . Since u_2 has neighbors both above the top side of

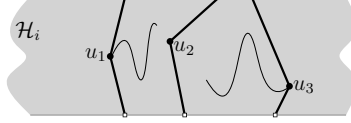


Fig. 6. Illustration for the proof of Lemma 7. The fat lines are $\ell(u_1)$, $\ell(u_2)$, and $\ell(u_3)$.

\mathcal{H}_i and below the bottom side of \mathcal{H}_i , the vertex w of G with the largest y -coordinate in Γ lies above the top side of \mathcal{H}_i and the vertex z of G with the smallest y -coordinate in Γ lies below the bottom side of \mathcal{H}_i . Note that (w, u_1, z) is a path incident to the outer face of G . As before, $\ell(u_1)$ is then defined as the portion of the polygonal line (w, u_1, z) inside \mathcal{H}_i . By the planarity of Γ , we have that $\ell(u_1)$, $\ell(u_2)$, and $\ell(u_3)$ do not cross each other; further, since u_1 is incident to the outer face of Γ , we can assume, w.l.o.g. up to a switch of the labels of u_2 and u_3 , that $\ell(u_2)$ is in-between $\ell(u_1)$ and $\ell(u_3)$ in \mathcal{H}_i . Consider any path P of G_i connecting u_1 and u_3 . By the planarity of Γ and since G_i is contained in the interior of \mathcal{H}_i , we have that P does not cross $\ell(u_2)$, except at u_2 . However, this implies that the removal of u_2 from G_i separates u_1 from u_3 , a contradiction to the fact that G_i is biconnected. This proves (S2) and hence the lemma. \square

Finally, we prove the following main lemma, stating that there exists a vertex that is an external vertex of G_i , that is an internal vertex of G , and that is not \updownarrow -connected.

Lemma 8. *There exists a vertex u in $\mathcal{O}_{G_i} \cap \mathcal{I}_G$ that is not \updownarrow -connected.*

Proof. Since G_i contains at least four vertices (by Property (P1) of G_i) and is biconnected, it follows that $|\mathcal{O}_{G_i}| \geq 3$. We distinguish three cases:

- If $|\mathcal{O}_{G_i} \cap \mathcal{O}_G| = 0$, that is, all the external vertices of G_i are internal to G , then $|\mathcal{O}_{G_i} \cap \mathcal{I}_G| \geq 3$. By statement (S1) of Lemma 7, at least one of the vertices in $\mathcal{O}_{G_i} \cap \mathcal{I}_G$ is not \updownarrow -connected.
- If $|\mathcal{O}_{G_i} \cap \mathcal{O}_G| = 1$, that is, all but one of the external vertices of G_i are internal to G , then $|\mathcal{O}_{G_i} \cap \mathcal{I}_G| \geq 2$. By statement (S2) of Lemma 7, at least one of the vertices in $\mathcal{O}_{G_i} \cap \mathcal{I}_G$ is not \updownarrow -connected.
- If $|\mathcal{O}_{G_i} \cap \mathcal{O}_G| = 2$, then G_i contains two vertices u and w incident to the outer face of G and $|\mathcal{O}_{G_i} \cap \mathcal{I}_G| \geq 1$; let t be any vertex in $\mathcal{O}_{G_i} \cap \mathcal{I}_G$. Since the outer face of G is delimited by a 3-cycle (u, w, z) , we have that all the vertices of G are contained in Γ in the triangle with vertices u , w , and z . By Property (P4) of G_i , the vertices u and w are contained in the interior of \mathcal{H}_i , hence if z lies above the bottom side of \mathcal{H}_i , then t does not have any neighbor below the bottom line of \mathcal{H}_i , while if z lies below the top side of \mathcal{H}_i , then t does not have any neighbor above the top side of \mathcal{H}_i . In both cases, we have that t is a vertex in $\mathcal{O}_{G_i} \cap \mathcal{I}_G$ that is not \updownarrow -connected.

The proof is concluded by observing that $|\mathcal{O}_{G_i} \cap \mathcal{O}_G| \leq 2$. Indeed, suppose, for a contradiction, that $|\mathcal{O}_{G_i} \cap \mathcal{O}_G| = 3$. Then G_i contains the three vertices incident to the outer face of G . Hence, by Property (P2) of G_i , we have that G_i contains the outer cycle of G , and by Property (P3) of G_i , we have $G_i = G$, a contradiction. \square

We are now ready to describe how to construct G_{i+1} from G_i ; refer to Figure 7. By Lemma 8, there exists a vertex u in $\mathcal{O}_{G_i} \cap \mathcal{I}_G$ that is not \updownarrow -connected. Let (u, z) be any of the two edges incident to u in \mathcal{C}_i . The edge (u, z) is incident to two faces of G , one inside and one outside \mathcal{C}_i ; let (u, z, w) be the cycle delimiting the face of G incident to (u, z) outside \mathcal{C}_i . We have the following.

Lemma 9. *The vertex w does not belong to G_i .*

Proof. Suppose, for a contradiction, that w belongs to G_i ; this implies that w belongs to \mathcal{C}_i , given that the face of G delimited by (u, z, w) lies outside \mathcal{C}_i . We distinguish two cases.

- If any of the edges (u, w) and (w, z) does not belong to \mathcal{C}_i , then such an edge is an external chord of \mathcal{C}_i . However, this contradicts Property (P2) of G_i .

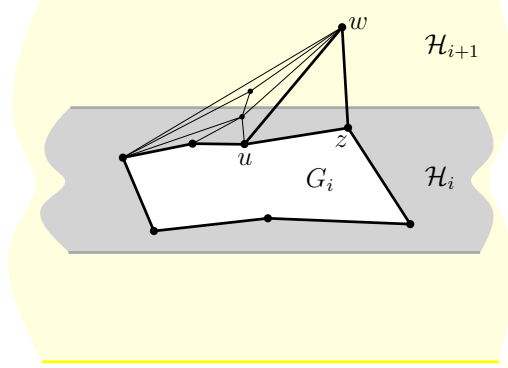


Fig. 7. Construction of G_{i+1} from G_i .

- If both the edges (u, w) and (w, z) belong to \mathcal{C}_i , then \mathcal{C}_i is the cycle (u, z, w) , given that (u, z) is an edge of \mathcal{C}_i as well. However, since (u, z, w) bounds a face f of G outside \mathcal{C}_i , we have that f is the outer face of G and thus $G_i = G$, a contradiction.

This concludes the proof. \square

By Lemma 9, we have that w does not belong to G_i . Let G^w be the subgraph of G induced by $\{w\} \cup V(\mathcal{C}_i)$. Note that G^w is biconnected, as it contains \mathcal{C}_i and the edges (u, w) and (w, z) . Let \mathcal{C}_{i+1} be the outer cycle of G^w and let G_{i+1} be the subgraph of G inside \mathcal{C}_{i+1} . We prove that G_{i+1} satisfies the required properties.

- Property (P3) is satisfied by construction.
- Property (P1) is satisfied, given that G_i contains at least $i + 3$ vertices (by Property (P1) of G_i), and given that G_{i+1} contains at least one more vertex than G_i , namely w .
- Property (P2) is satisfied because \mathcal{C}_{i+1} is the outer cycle of G^w and G^w is an induced subgraph of G .
- Property (P4) is also satisfied by Γ_{i+1} . Namely, all the vertices of G_i are contained inside $\mathcal{H}_i \subset \mathcal{H}_{i+1}$, by Property (P4) of G_i . Further, w is contained in the interior of \mathcal{H}_{i+1} , given that u is not \uparrow -connected and by Lemma 6. Moreover, all the vertices of G_{i+1} are contained in the convex hull of $\{w\} \cup V(\mathcal{C}_i)$.

Finally, G_{i+1} is biconnected and internally-triangulated, by Property 1.

By Property (P1), for some integer value $k \leq n - 3$, we have that G_k contains n vertices, that is, $G_k = G$. By Property (P4) of G_k , the y -extent of Γ is smaller than $\delta \cdot \left(\frac{3}{\lambda}\right)^n$. Hence, the y -extent Y of the triangle Δ delimiting the outer face of Γ is smaller than $\delta \cdot \left(\frac{3}{\lambda}\right)^n$. By Lemma 3, the x -extent X of Δ is smaller than $\frac{\delta}{r} \cdot \left(\frac{3}{\lambda}\right)^n$, where r is the resolution of Δ . The maximum distance between two separated geometric objects in Γ , which coincides with the longest side of Δ , is smaller than $X + Y < \delta \cdot \left(\frac{3}{\lambda}\right)^n \cdot \left(1 + \frac{1}{r}\right) < \frac{2\delta}{r} \cdot \left(\frac{3}{\lambda}\right)^n$.

The resolution of Γ is larger than or equal to the ratio between the minimum distance between two separated geometric objects in Γ , which is equal to δ , and the upper bound on the maximum distance between two separated geometric objects in Γ obtained above. This ratio is $\frac{r}{2} \cdot \left(\frac{\lambda}{3}\right)^n$, which is indeed the bound in Theorem 1. By Property 2, we have that $\frac{r}{2} \cdot \left(\frac{\lambda}{3}\right)^n \in r \cdot \lambda^{O(n)}$.

4 Upper Bound on the Resolution of F-Drawings

In this section, we prove Theorem 2, which we restate here for the reader's convenience.

Theorem 2. *There is a class of maximal plane graphs $\{G_n : n = 5, 6, \dots\}$, where G_n has n vertices, with the following property. For any $0 < \lambda \leq \frac{1}{4}$ and $0 < r \leq \frac{\sqrt{3}}{2}$, there exist a triangle Δ with resolution r and a coefficient matrix Λ for G_n whose smallest positive coefficient is λ such that the F-drawing (Λ, Δ) of G_n has resolution in $r \cdot \lambda^{O(n)}$.*

We remark that, by Property 2, no coefficient matrix for G_n can have a smallest coefficient larger than $1/4$, given that $n \geq 5$. Furthermore, by Property 3, no triangle has resolution larger than $\sqrt{3}/2$.

The theorem is proved by analyzing a class of graphs introduced by Eades and Garvan [14] and depicted in Figure 8. Consider any values $0 < \lambda \leq \frac{1}{4}$ and $0 < r \leq \frac{\sqrt{3}}{2}$.

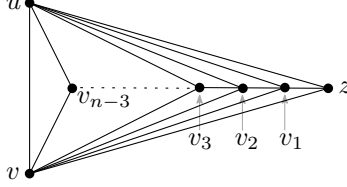


Fig. 8. The graph G_n in the proof of Theorem 2. The x -coordinates of the vertices z, v_1, \dots, v_{n-3} are larger than they should be, for the sake of readability.

Let Δ be the triangle whose vertices have coordinates $p_u := (0, 0.5)$, $p_v := (0, -0.5)$, and $p_z := (r, 0)$; note that the resolution of Δ is r . The vertices u, v , and z of G_n are embedded at p_u, p_v , and p_z , respectively. Further, let $v_0 := z$ and let A be the coefficient matrix such that:

- $\lambda_{v_i v_{i+1}} = \lambda$, for $i = 1, \dots, n-4$;
- $\lambda_{v_{i+1} v_i} = \lambda$, for $i = 0, \dots, n-4$;
- $\lambda_{v_i u} = \lambda_{v_i v} = 0.5 - \lambda$, for $i = 1, \dots, n-4$; and
- $\lambda_{v_{n-3} u} = \lambda_{v_{n-3} v} = 0.5 - \lambda/2$.

Observe that, for every internal vertex v_i of G_n , with $i \in \{1, \dots, n-3\}$, we have $\sum_{w \in \mathcal{N}(v_i)} \lambda_{v_i w} = 1$.

Easy calculations show that $y(v_i) = 0$, for $i = 1, \dots, n-3$; that is, all the vertices of G_n , except for u and v , lie on the x -axis. Hence, the distance between any vertex v_i and the edge (u, v) is equal to $x(v_i)$.

By Equation 1, for $i = 1, \dots, n-4$, we have

$$x(v_i) = \lambda_{v_i u} \cdot x(u) + \lambda_{v_i v} \cdot x(v) + \lambda_{v_i v_{i-1}} \cdot x(v_{i-1}) + \lambda_{v_i v_{i+1}} \cdot x(v_{i+1}) = \lambda \cdot x(v_{i-1}) + \lambda \cdot x(v_{i+1}).$$

By the planarity of the F-drawing (A, Δ) , we have $x(v_{i+1}) < x(v_i)$, for $i = 0, \dots, n-4$. Further, for $i = 1, \dots, n-4$, by $x(v_i) = \lambda \cdot x(v_{i-1}) + \lambda \cdot x(v_{i+1})$ and $x(v_{i+1}) < x(v_i)$, we get $x(v_i) \leq \lambda \cdot x(v_{i-1}) + \lambda \cdot x(v_i)$, hence $x(v_i) \leq \frac{\lambda}{1-\lambda} \cdot x(v_{i-1})$. By repeatedly using the latter inequality, we get $x(v_{n-4}) \leq x(v_0) \cdot \left(\frac{\lambda}{1-\lambda}\right)^{n-4}$. Since $x(v_0) = r$, we get $x(v_{n-4}) \leq r \cdot \left(\frac{\lambda}{1-\lambda}\right)^{n-4}$. Since $\lambda \leq \frac{1}{4}$ and hence $1 - \lambda \geq \frac{3}{4}$, we get that $x(v_{n-4}) \in r \cdot \lambda^{\Omega(n)}$. Hence, the distance between v_{n-4} and (u, v) is in $r \cdot \lambda^{\Omega(n)}$. Theorem 2 then follows from the fact that the largest distance between any two separated geometric objects in the drawing is 1.

5 Lower Bound on the Resolution of FG-Morphs

In this section, we prove Theorem 3, which we restate here for the reader's convenience.

Theorem 3. *Let Γ_0 and Γ_1 be any two planar straight-line drawings of the same n -vertex maximal plane graph G such that the outer faces of Γ_0 and Γ_1 are delimited by the same triangle Δ . There exists an FG-morph $\mathcal{M} = \{\Gamma_t : t \in [0, 1]\}$ between Γ_0 and Γ_1 such that, for each $t \in [0, 1]$, the resolution of Γ_t is larger than or equal to $(r/n)^{O(n)}$, where r is the minimum between the resolution of Γ_0 and Γ_1 .*

We first compute coefficient matrices A_0 and A_1 such that $\Gamma_0 = (A_0, \Delta)$, such that $\Gamma_1 = (A_1, \Delta)$, and such that the smallest positive coefficient in each of A_0 and A_1 is “not too small”. This is a consequence of the following lemma.

Lemma 10. *Let Γ be a planar straight-line drawing of an n -vertex maximal plane graph G , let Δ be the triangle delimiting the outer face of Γ , and let r be the resolution of Γ . There exists a coefficient matrix Λ such that $\Gamma = (\Lambda, \Delta)$ and such that the smallest positive coefficient in Λ is larger than r/n .*

Proof. We employ and analyze a method proposed by Floater and Gotsman [19, Section 5]. This method is as follows. Refer to Figure 9.

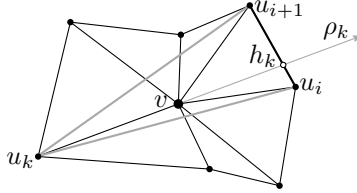


Fig. 9. Illustration for the proof of Lemma 10.

Consider any internal vertex v of G and let u_0, \dots, u_{d-1} be the clockwise order of the neighbors of v in G . In the following description, we consider indices modulo d . Since G is a maximal plane graph, $e_k := (u_k, u_{k+1})$ is an edge of G and (v, u_k, u_{k+1}) is a cycle bounding an internal face of G , for $k = 0, \dots, d-1$. Consider each vertex u_k independently. Shoot a ray ρ_k starting at u_k and passing through v ; since the polygon representing the cycle $(u_0, u_1, \dots, u_{d-1})$ in Γ is star-shaped, the ray ρ_k hits either a vertex u_i or the interior of an edge e_i . Since any point in the interior or on the boundary of a triangle can be expressed as a convex combination of the triangle's vertices (and the coefficients of such a convex combination are unique), we have $v = \mu_{k,k} \cdot u_k + \mu_{i,k} \cdot u_i + \mu_{i+1,k} \cdot u_{i+1}$, where $\mu_{k,k} > 0$, $\mu_{i,k} > 0$, $\mu_{i+1,k} \geq 0$, and $\mu_{k,k} + \mu_{i,k} + \mu_{i+1,k} = 1$; note that $\mu_{i+1,k} = 0$ if ρ_k passes through u_i . For every index $j \notin \{i, i+1, k\}$, set $\mu_{j,k} = 0$. This concludes the work done when considering u_k . After the values $\mu_{j,k}$ have been computed for all $j, k \in \{0, \dots, d-1\}$, compute each coefficient λ_{vu_k} as $\lambda_{vu_k} = \frac{1}{d} \sum_{j=0, \dots, d-1} \mu_{k,j}$. Note that $\lambda_{vu_k} > 0$, for $k = 0, \dots, d-1$, and that $\sum_{k=0, \dots, d-1} \lambda_{vu_k} = 1$.

Let δ (let D) be smallest (resp. the largest) distance between two separated geometric objects in Γ , where $\delta/D = r$. In order to prove that each coefficient λ_{vu_k} is larger than r/n , it suffices to prove that $\mu_{k,k}$ is larger than or equal to r ; indeed, by construction, λ_{vu_k} is larger than or equal to $\mu_{k,k}/d > \mu_{k,k}/n$. Consider again the triangle with vertices u_k, u_i , and u_{i+1} that leads to the definition of $\mu_{k,k}$. Let h_k be the intersection point between the ray ρ_k and the edge (u_i, u_{i+1}) . We have that $\mu_{k,k}$ is equal to the ratio between $|\overline{u_k v}|$ and $|\overline{u_k h_k}|$. Furthermore, since (u_k, v) is an edge of G , we have that $|\overline{u_k v}| \geq \delta$. Moreover, $|\overline{u_k h_k}| \leq D$, given that $|\overline{u_k h_k}|$ is smaller than or equal to the distance between the vertex u_k and the edge (u_i, u_{i+1}) . Hence $\mu_{k,k} \geq \delta/D = r$ and $\lambda_{vu_k} > r/n$. \square

The proof of Theorem 3 proceeds as follows. Let r_0 be the resolution of Γ_0 and r_1 be the resolution of Γ_1 ; then $r = \min\{r_0, r_1\}$. First, by means of Lemma 10, we compute a coefficient matrix Λ_0 such that $\Gamma_0 = (\Lambda_0, \Delta)$ and such that the smallest positive coefficient in Λ_0 is larger than $r_0/n \geq r/n$; further, again by Lemma 10, we compute a coefficient matrix Λ_1 such that $\Gamma_1 = (\Lambda_1, \Delta)$ and such that the smallest positive coefficient in Λ_1 is larger than $r_1/n \geq r/n$. Let $\mathcal{M} = \{\Gamma_t = (\Lambda_t, \Delta) : t \in [0, 1]\}$ be the FG-morph between Γ_0 and Γ_1 such that, for any $t \in [0, 1]$, $\Lambda_t = (1-t) \cdot \Lambda_0 + t \cdot \Lambda_1$. For any $t \in [0, 1]$ and for any edge (u, v) of G , where u is an internal vertex of G , the coefficient λ_{uv}^t in Λ_t is equal to $(1-t) \cdot \lambda_{uv}^0 + t \cdot \lambda_{uv}^1 \geq (1-t) \cdot r/n + t \cdot r/n = r/n$. By Theorem 1, the resolution of the planar straight-line drawing Γ_t is in $(r/n)^{O(n)}$. This concludes the proof of Theorem 3.

6 Upper Bound on the Resolution of FG-Morphs

In this section, we prove Theorem 4, which we restate here for the reader's convenience.

Theorem 4. For every $n \geq 6$ multiple of 3, there exist an n -vertex maximal plane graph G and two planar straight-line drawings Γ_0 and Γ_1 of G such that:

- (R1) the outer faces of Γ_0 and Γ_1 are delimited by the same triangle Δ ;
- (R2) the resolution of both Γ_0 and Γ_1 is larger than or equal to c/n^2 , for some constant c ; and
- (R3) any FG-morph between Γ_0 and Γ_1 contains a drawing whose resolution is in $1/2^{\Omega(n)}$.

In order to prove the theorem, we employ a triangulated “nested triangles graph” (see, e.g., [12,20]). Let $k = n/3$ and observe that k is an integer. Then G consists of (refer to Fig. 10):

- 3-cycles (u_i, v_i, z_i) , for $i = 1, \dots, k$;
- paths (u_1, \dots, u_k) , (v_1, \dots, v_k) , and (z_1, \dots, z_k) ; and
- edges (u_i, z_{i+1}) , (z_i, v_{i+1}) , and (v_i, u_{i+1}) , for $i = 1, \dots, k - 1$.

The outer cycle of G is (u_k, v_k, z_k) .

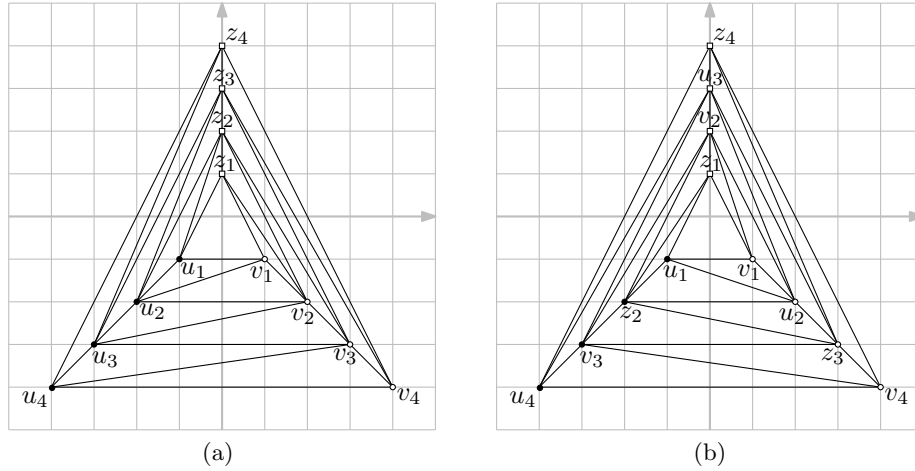


Fig. 10. The graph G in the proof of Theorem 4 (with $n = 12$). (a) shows Γ_0 and (b) shows Γ_1 .

The planar straight-line drawings Γ_0 (refer to Fig. 10(a)) and Γ_1 (refer to Fig. 10(b)) both place the vertex set of G at the point set composed of the points $(0, i)$, $(i, -i)$, and $(-i, -i)$, for $i = 1, 2, \dots, n/3$.

In particular, in Γ_0 :

- the vertex z_i lies at the point $(0, i)$, for $i = 1, 2, \dots, n/3$;
- the vertex v_i lies at the point $(i, -i)$, for $i = 1, 2, \dots, n/3$; and
- the vertex u_i lies at the point $(-i, -i)$, for $i = 1, 2, \dots, n/3$.

Further, in Γ_1 :

- the vertex z_i lies at the point $(0, i)$, for $i = k, k - 3, \dots$, lies at the point $(i, -i)$, for $i = k - 1, k - 4, \dots$, and lies at the point $(-i, -i)$, for $i = k - 2, k - 5, \dots$;
- the vertex v_i lies at the point $(i, -i)$, for $i = k, k - 3, \dots$, lies at the point $(-i, -i)$, for $i = k - 1, k - 4, \dots$, and lies at the point $(0, i)$, for $i = k - 2, k - 5, \dots$; and
- the vertex u_i lies at the point $(-i, -i)$, for $i = k, k - 3, \dots$, lies at the point $(0, i)$, for $i = k - 1, k - 4, \dots$, and lies at the point $(i, -i)$, for $i = k - 2, k - 5, \dots$.

The construction directly satisfies Property (R1); indeed, the vertices u_k , v_k , and z_k of the outer cycle of G are mapped to the points $(-n/3, -n/3)$, $(n/3, -n/3)$, and $(0, n/3)$, respectively, both in Γ_0 and in Γ_1 .

We prove Property (R2). For $i = 0, 1$, the drawing Γ_i lies on an $O(n) \times O(n)$ grid, hence the largest distance between any two separated geometric objects in Γ_i is in $O(n)$. Further, the smallest distance between any two separated geometric objects in Γ_i is in $\Omega(1/n)$. Indeed, by Lemma 4, such a smallest distance is the distance between a vertex v and an edge e of G . By Pick's theorem, the area of the triangle T defined by v and e is at least 0.5, given that v and the end-vertices of e lie at grid points; further, since the length of e is in $O(n)$, it follows that the height of T with respect to e , which coincides with the distance between v and e , is in $\Omega(1/n)$.

It remains to prove Property (R3). To do that, we first prove a lower bound on some coefficients of any coefficient matrices A_0 and A_1 such that $\Gamma_0 = (A_0, \Delta)$ and $\Gamma_1 = (A_1, \Delta)$. Recall that λ_{vu}^t denotes the element of a coefficient matrix A_t whose row corresponds to a vertex v and whose column corresponds to a vertex v .

Claim 1 *For any coefficient matrix A_0 such that $\Gamma_0 = (A_0, \Delta)$ and for any $i = 2, \dots, k-1$, we have $\lambda_{u_i u_{i+1}}^0 > 0.5$, $\lambda_{v_i v_{i+1}}^0 > 0.5$, and $\lambda_{z_i z_{i+1}}^0 > 0.5$. Analogously, for any coefficient matrix A_1 such that $\Gamma_1 = (A_1, \Delta)$ and for any $i = 2, \dots, k-1$, we have $\lambda_{u_i z_{i+1}}^1 > 0.5$, $\lambda_{v_i u_{i+1}}^1 > 0.5$, and $\lambda_{z_i v_{i+1}}^1 > 0.5$.*

Proof. Consider any coefficient matrix A_0 such that $\Gamma_0 = (A_0, \Delta)$. We prove that $\lambda_{z_i z_{i+1}}^0 > 0.5$. By Equation 2, we have that $y(z_i) = \sum_{w \in \mathcal{N}(z_i)} \lambda_{z_i w}^0 \cdot y(w)$, where $\mathcal{N}(z_i) = \{u_i, v_i, z_{i-1}, z_{i+1}, u_{i-1}, v_{i+1}\}$. Since the coefficients $\lambda_{z_i w}^0$ with $w \in \mathcal{N}(z_i)$ are all positive and since the values $y(u_i)$, $y(v_i)$, $y(u_{i-1})$, and $y(v_{i+1})$ are all smaller than $y(z_{i-1}) = i-1$, we get $y(z_i) = i < (\lambda_{z_i u_i}^0 + \lambda_{z_i v_i}^0 + \lambda_{z_i u_{i-1}}^0 + \lambda_{z_i v_{i+1}}^0 + \lambda_{z_i z_{i-1}}^0) \cdot (i-1) + \lambda_{z_i z_{i+1}}^0 \cdot (i+1)$. From this, it follows that $\lambda_{z_i z_{i+1}}^0 > \lambda_{z_i u_i}^0 + \lambda_{z_i v_i}^0 + \lambda_{z_i u_{i-1}}^0 + \lambda_{z_i v_{i+1}}^0 + \lambda_{z_i z_{i-1}}^0$, which gives us $\lambda_{z_i z_{i+1}}^0 > 0.5$, given that $\sum_{w \in \mathcal{N}(z_i)} \lambda_{z_i w}^0 = 1$.

The proof that $\lambda_{v_i v_{i+1}}^0 > 0.5$ and $\lambda_{u_i u_{i+1}}^0 > 0.5$ uses very similar arguments, however by considering the x -coordinates, rather than the y -coordinates, and by employing Equation 1 in place of Equation 2. The proof that $\lambda_{u_i z_{i+1}}^1 > 0.5$, $\lambda_{v_i u_{i+1}}^1 > 0.5$, and $\lambda_{z_i v_{i+1}}^1 > 0.5$ for any coefficient matrix A_1 such that $\Gamma_1 = (A_1, \Delta)$ again uses very similar arguments and is hence omitted. \square

Consider now any coefficient matrices A_0 and A_1 such that $\Gamma_0 = (A_0, \Delta)$ and $\Gamma_1 = (A_1, \Delta)$, and consider the corresponding FG-morph $\mathcal{M} = \{\Gamma_t = (A_t, \Delta) : t \in [0, 1]\}$. We are going to prove that the resolution of the “intermediate” drawing $\Gamma_{0.5}$ of \mathcal{M} is exponentially small. By Claim 1, we have $\lambda_{u_i u_{i+1}}^0 > 0.5$ and $\lambda_{u_i z_{i+1}}^1 > 0.5$. This, together with the fact that $\lambda_{u_i u_{i+1}}^{0.5} = 0.5 \cdot \lambda_{u_i u_{i+1}}^0 + 0.5 \cdot \lambda_{u_i u_{i+1}}^1$ and $\lambda_{u_i z_{i+1}}^{0.5} = 0.5 \cdot \lambda_{u_i z_{i+1}}^0 + 0.5 \cdot \lambda_{u_i z_{i+1}}^1$, implies that $\lambda_{u_i u_{i+1}}^{0.5} > 0.25$ and $\lambda_{u_i z_{i+1}}^{0.5} > 0.25$. Analogously, we have $\lambda_{v_i v_{i+1}}^{0.5} > 0.25$, $\lambda_{v_i u_{i+1}}^{0.5} > 0.25$, $\lambda_{z_i z_{i+1}}^{0.5} > 0.25$, and $\lambda_{z_i v_{i+1}}^{0.5} > 0.25$. Roughly speaking, this means that, in $\Gamma_{0.5}$, the vertices of the 3-cycle (u_i, v_i, z_i) receive a non-negligible “attraction” from all their neighbors in the 3-cycle $(u_{i+1}, v_{i+1}, z_{i+1})$. Hence, each of u_i , v_i , and z_i is “not too close” to any of its neighbors in $(u_{i+1}, v_{i+1}, z_{i+1})$, which implies that a constant fraction of the area of the triangle $(u_{i+1}, v_{i+1}, z_{i+1})$ is external to the triangle (u_i, v_i, z_i) . Since this is true for every $i = 2, \dots, k-1$, the exponential bound in (R3) follows. We now make this argument precise. Denote by $\mathcal{A}(T)$ the area of a triangle T . Refer to Figure 11.

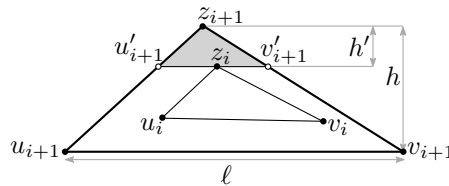


Fig. 11. Illustration for the proof that the area of Δ_i is a fraction of the area of Δ_{i+1} . The gray triangle is Δ'_i .

Let Δ_i and Δ_{i+1} be the representations of the 3-cycles (u_i, v_i, z_i) and $(u_{i+1}, v_{i+1}, z_{i+1})$, respectively, in $\Gamma_{0.5}$. Assume that the longest side s of Δ_{i+1} is the one connecting u_{i+1} with v_{i+1} , as the other cases are

analogous. Let ℓ be the length of s and let h be the height of Δ_{i+1} with respect to s . By Lemma 1, we can assume that the x -axis passes through s and that z_{i+1} lies above s .

Now consider the vertex t of Δ_i with the highest y -coordinate. We have that $t \neq v_i$; indeed, if t were equal to v_i , then it would be possible to add the edge (v_i, z_{i+1}) to $\Gamma_{0.5}$ without crossing any edge of $\Gamma_{0.5}$, contradicting the fact that G is a maximal plane graph. It follows that t is either z_i or u_i . We only discuss the case in which $t = z_i$, as the other case is analogous.

We are going to bound the y -coordinate of z_i in terms of the y -coordinate of z_{i+1} . By Equation 2, in $\Gamma_{0.5}$ we have $y(z_i) = \sum_{w \in \mathcal{N}(z_i)} \lambda_{z_i w}^{0.5} \cdot y(w)$, where $\mathcal{N}(z_i) = \{u_i, v_i, z_{i-1}, z_{i+1}, u_{i-1}, v_{i+1}\}$. By the assumption that z_i is the highest vertex of Δ_i and by the planarity of $\Gamma_{0.5}$, we have that every neighbor of z_i different from z_{i+1} lies below z_i (possibly u_i lies on the same horizontal line as z_i). This implies that $y(z_i) < (\lambda_{z_i u_i}^{0.5} + \lambda_{z_i v_i}^{0.5} + \lambda_{z_i z_{i-1}}^{0.5} + \lambda_{z_i u_{i-1}}^{0.5}) \cdot y(z_i) + \lambda_{z_i z_{i+1}}^{0.5} \cdot y(z_{i+1}) + \lambda_{z_i v_{i+1}}^{0.5} \cdot y(v_{i+1})$. Since $y(v_{i+1}) = 0$, this is $y(z_i) < \frac{\lambda_{z_i z_{i+1}}^{0.5}}{1 - (\lambda_{z_i u_i}^{0.5} + \lambda_{z_i v_i}^{0.5} + \lambda_{z_i z_{i-1}}^{0.5} + \lambda_{z_i u_{i-1}}^{0.5})} \cdot y(z_{i+1})$. Since $\lambda_{z_i v_{i+1}}^{0.5} > 0.25$, we have $\lambda_{z_i z_{i+1}}^{0.5} + \lambda_{z_i u_i}^{0.5} + \lambda_{z_i v_i}^{0.5} + \lambda_{z_i z_{i-1}}^{0.5} + \lambda_{z_i u_{i-1}}^{0.5} < 0.75$. Hence, by setting $\rho := \lambda_{z_i u_i}^{0.5} + \lambda_{z_i v_i}^{0.5} + \lambda_{z_i z_{i-1}}^{0.5} + \lambda_{z_i u_{i-1}}^{0.5}$, we get that $y(z_i) < \frac{0.75 - \rho}{1 - \rho} \cdot y(z_{i+1})$, where $\rho \in (0, 1)$. As the function $f(\rho) := \frac{0.75 - \rho}{1 - \rho}$ decreases as ρ increases over the interval $(0, 1)$, we get that $\frac{0.75 - \rho}{1 - \rho} < 0.75$ and hence $y(z_i) < 0.75 \cdot y(z_{i+1})$ in $\Gamma_{0.5}$.

Consider now a horizontal line through z_i and let u'_{i+1} and v'_{i+1} be its intersection points with the edges $\overline{z_{i+1}u_{i+1}}$ and $\overline{z_{i+1}v_{i+1}}$, respectively. Let Δ'_{i+1} be the triangle with vertices z_{i+1} , u'_{i+1} , and v'_{i+1} . The height h' of Δ'_{i+1} with respect to the side $\overline{u_{i+1}v_{i+1}}$ is larger than $0.25 \cdot h$, given that h' coincides with $y(z_{i+1}) - y(z_i) > 0.25 \cdot y(z_{i+1})$, and given that $h = y(z_{i+1})$. By the similarity of Δ_{i+1} and Δ'_{i+1} , it follows that the length ℓ' of the side $\overline{u'_{i+1}v'_{i+1}}$ of Δ'_{i+1} is larger than $0.25 \cdot \ell$. Hence, $\mathcal{A}(\Delta'_{i+1}) = h' \cdot \ell' / 2 \geq (0.25)^2 \cdot \mathcal{A}(\Delta_{i+1}) = 0.0625 \cdot \mathcal{A}(\Delta_{i+1})$.

Since Δ'_{i+1} lies entirely above or on the horizontal line through z_i , while Δ_i lies entirely below or on the line through z_i , it follows that the interiors of Δ_i and Δ'_{i+1} are disjoint, and hence $\mathcal{A}(\Delta_i) \leq \mathcal{A}(\Delta_{i+1}) - \mathcal{A}(\Delta'_{i+1}) \leq (1 - 0.0625) \cdot \mathcal{A}(\Delta_{i+1}) = 0.9375 \cdot \mathcal{A}(\Delta_{i+1})$. This is what we aimed to prove: the area of Δ_i is a constant fraction of the area of Δ_{i+1} . Since this holds for $i = 2, \dots, k-1$, we have that the ratio between $\mathcal{A}(\Delta_2)$ and $\mathcal{A}(\Delta_k)$ is in $1/2^{\Omega(n)}$. Since the shortest height, and hence the shortest distance δ between two separated geometric objects, in Δ_2 is at most $c\sqrt{\mathcal{A}(\Delta_2)}$, for some constant c , while the longest side D of Δ_k is at least $c'\sqrt{\mathcal{A}(\Delta_k)}$, for some constant c' , the ratio δ/D is in $1/2^{\Omega(n)}$. This concludes the proof of Property (R3) and of Theorem 4.

7 Conclusions and Open Problems

In this paper, we have studied the resolution of popular algorithms for the construction of planar straight-line graph drawings and morphs. In fact, with a focus on maximal plane graphs, we discussed the resolution of the drawing algorithm by Floater [16], which is a broad generalization of Tutte's algorithm [30], and of the morphing algorithm by Floater and Gotsman [19]. Many problems are left open by our research.

1. The lower bounds on the resolution of F-drawings and FG-morphs presented in Theorems 1 and 3 apply to maximal plane graphs. A major objective is to extend such bounds to 3-connected plane graphs.
2. The lower bound on the resolution of F-drawings presented in Theorem 1 is tight, as proved in Theorem 2. However, when applied to T-drawings, i.e., drawings constructed by Tutte's algorithm [30], the lower and upper bounds in such theorems do not coincide anymore. Namely, Theorem 1 gives an $r/n^{O(n)} \subseteq r/2^{O(n \log n)}$ lower bound (as the smallest positive element λ of a coefficient matrix is in $1/\Omega(n)$ for graphs with maximum degree in $\Omega(n)$), while Theorem 2 gives an $r/2^{\Omega(n)}$ upper bound (as every internal vertex of the graph in the proof of the theorem has degree in $\Theta(1)$, and hence every element of the coefficient matrix is in $\Theta(1)$). We find it very interesting to close this gap.
3. The lower and upper bounds for the resolution of FG-morphs in Theorems 3 and 4 also leave a gap. First, the dependency on n in the lower bound is $1/n^{O(n)} \subseteq 1/2^{O(n \log n)}$, while the one in the upper bound is $1/2^{\Omega(n)}$. Second, the resolution r of the input drawings appears in the exponential lower bound of Theorem 3, while it does not appear in the exponential upper bound of Theorem 4; while it is clear

that a dependency on r is needed (as the resolution of the entire morph is clearly upper bounded by the one of the input drawings), it is not clear to us whether r should be part of the exponential function.

We conclude the paper by proving that our results on the resolution of FG-morphs can be applied to “approximate” such morphs with a finite number of linear morphs. A *linear morph* $\langle \Gamma_0, \Gamma_1 \rangle$ between two planar straight-line drawings Γ_0 and Γ_1 of the same plane graph moves each vertex with uniform speed along a straight-line segment from its position in Γ_0 to its position in Γ_1 ; a linear morph does not necessarily guarantee planarity for its intermediate drawings, see, e.g., [1,15]. A *piece-wise linear morph* between two planar straight-line drawings Γ_0 and Γ_1 of the same plane graph is a morph between Γ_0 and Γ_1 composed of a sequence of linear morphs. Hence, a piece-wise linear morph can be described by a sequence $\langle \Gamma_0 = \Psi_0, \Psi_1, \dots, \Psi_k = \Gamma_1 \rangle$ of planar straight-line drawings, where $\langle \Psi_i, \Psi_{i+1} \rangle$ is a linear morph, for $i = 0, \dots, k - 1$. We show how Theorem 3 implies that, for any two drawings Γ_0 and Γ_1 of a plane graph, there exist an FG-morph \mathcal{M} between Γ_0 and Γ_1 and a finite sequence of drawings in \mathcal{M} , such that the first drawing in the sequence is Γ_0 , the last drawing in the sequence is Γ_1 , and the piece-wise linear morph defined by such a sequence of drawings is planar.

Theorem 5. *Let Γ_0 and Γ_1 be any two planar straight-line drawings of an n -vertex maximal plane graph G such that the outer faces of Γ_0 and Γ_1 are delimited by the same triangle Δ . Let r be the minimum between the resolution of Γ_0 and Γ_1 . There exist an FG-morph $\mathcal{M} = \{\Gamma_t : t \in [0, 1]\}$ between Γ_0 and Γ_1 and a sequence $\langle \Psi_0, \Psi_1, \dots, \Psi_k \rangle$ of planar straight-line drawings of G such that:*

- (a) $\Psi_0 = \Gamma_0$ and $\Psi_k = \Gamma_1$;
- (b) for $i = 0, 1, \dots, k$, there is a value $t_i \in [0, 1]$ such that $\Psi_i = \Gamma_{t_i}$, i.e., Ψ_i is a drawing in the morph \mathcal{M} ;
- (c) for $i = 0, 1, \dots, k - 1$, with $\Psi_i = \Gamma_{t_i}$ and $\Psi_{i+1} = \Gamma_{t_{i+1}}$, we have $t_i < t_{i+1}$;
- (d) for $i = 0, 1, \dots, k - 1$, the linear morph $\langle \Psi_i, \Psi_{i+1} \rangle$ is planar; and
- (e) $k \in (n/r)^{O(n)}$.

It is intuitive that a piece-wise linear morph $\langle \Psi_0, \Psi_1, \dots, \Psi_k \rangle$ satisfying Properties (a)–(d) exists (roughly speaking, this can be obtained by mimicking the FG-morph \mathcal{M} by a sequence of “suitably short” linear morphs); it is however not obvious, in our opinion, that one of such piece-wise linear morphs exists composed only of a finite number of linear morphs, as ensured by Property (e).

The remainder of the paper contains a proof of Theorem 5. First, we let $\mathcal{M} = \{\Gamma_t : t \in [0, 1]\}$ be the morph in Theorem 3, which ensures that, for every $t \in [0, 1]$, the resolution of the drawing Γ_t is larger than or equal to $(r/n)^{c \cdot n}$, for some constant c . Let N be the number of internal vertices of G (hence $N = n - 3$). Let v_1, \dots, v_N be an arbitrary order of the internal vertices of G ; further, let v_{n-2}, v_{n-1}, v_n be an arbitrary order of the external vertices of G . For $i = 1, \dots, n$, denote by $x^t(v_i)$ and $y^t(v_i)$ the coordinates of v_i in Γ_t . Finally, let D be the length of the longest side of Δ .

We introduce the *FG-curve* $\mathcal{C}_{\mathcal{M}}$ for \mathcal{M} . Let $z_1, z_2, \dots, z_{2N+1}$ denote the coordinates of the Euclidean space \mathbb{R}^{2N+1} . The curve $\mathcal{C}_{\mathcal{M}}$, which lies in \mathbb{R}^{2N+1} , is defined as follows: For every $t \in [0, 1]$, the curve $\mathcal{C}_{\mathcal{M}}$ contains a point p^t whose first coordinate is t and whose $(2i)$ -th and $(2i + 1)$ -th coordinates are the x - and y -coordinates of v_i in Γ_t , respectively, for $i = 1, \dots, N$. That is, for every $t \in [0, 1]$:

- $z_1(p^t) = t$;
- $z_{2i}(p^t) = x^t(v_i)$, for $i = 1, \dots, N$; and
- $z_{2i+1}(p^t) = y^t(v_i)$, for $i = 1, \dots, N$.

The first ingredient in the proof of Theorem 5 is an upper bound on the length $\ell_{\mathcal{M}}$ of $\mathcal{C}_{\mathcal{M}}$.

Claim 2 *The length $\ell_{\mathcal{M}}$ of $\mathcal{C}_{\mathcal{M}}$ is in $O(D \cdot N^3)$.*

Proof. A high-level view of the proof of the claim is as follows. First, we bound the number of minima and maxima of the curve $\mathcal{C}_{\mathcal{M}}$ with respect to each coordinate z_i ; this is done algebraically. Then we use such minima and maxima to split $\mathcal{C}_{\mathcal{M}}$ into monotone curves, for which it is easier to upper bound the length. The

upper bound on the length of $\mathcal{C}_{\mathcal{M}}$ is finally obtained as the sum of the upper bounds on the lengths of the individual monotone curves.

We now provide the details of such a proof. Consider any internal vertex v_i of G and any $t \in [0, 1]$. By Equation 1, we have $x^t(v_i) = \sum_{v_j \in \mathcal{N}(v_i)} (\lambda_{v_i v_j}^t \cdot x^t(v_j))$, where $\lambda_{v_i v_j}^t = (1-t) \cdot \lambda_{v_i v_j}^0 + t \cdot \lambda_{v_i v_j}^1$; observe that the values $\lambda_{v_i v_j}^0$ and $\lambda_{v_i v_j}^1$ are fixed in the definition of \mathcal{M} , as in the proof of Theorem 3. With a slight overload of notation, we let $\lambda_{v_i v_j}^t := 0$ for every vertex v_j of G which is not a neighbor of v_i . Then Equation 1 over all the internal vertices of G can be expressed in matrix form $\mathbf{A}^t \cdot \mathbf{x}^t = \mathbf{b}_x^t$ as follows:

$$\underbrace{\begin{pmatrix} 1 & -\lambda_{v_1 v_2}^t & -\lambda_{v_1 v_3}^t & \cdots & -\lambda_{v_1 v_N}^t \\ -\lambda_{v_2 v_1}^t & 1 & -\lambda_{v_2 v_3}^t & \cdots & -\lambda_{v_2 v_N}^t \\ -\lambda_{v_3 v_1}^t & -\lambda_{v_3 v_2}^t & 1 & \cdots & -\lambda_{v_3 v_N}^t \\ \cdots & \cdots & \cdots & \cdots & \cdots \\ -\lambda_{v_N v_1}^t & -\lambda_{v_N v_2}^t & -\lambda_{v_N v_3}^t & \cdots & 1 \end{pmatrix}}_{\mathbf{A}^t} \cdot \underbrace{\begin{pmatrix} x^t(v_1) \\ x^t(v_2) \\ x^t(v_3) \\ \cdots \\ x^t(v_N) \end{pmatrix}}_{\mathbf{x}^t} = \underbrace{\begin{pmatrix} b_x^t(v_1) \\ b_x^t(v_2) \\ b_x^t(v_3) \\ \cdots \\ b_x^t(v_N) \end{pmatrix}}_{\mathbf{b}_x^t} \quad (8)$$

where

$$\mathbf{b}_x^t = \begin{pmatrix} b_x^t(v_1) \\ b_x^t(v_2) \\ b_x^t(v_3) \\ \cdots \\ b_x^t(v_N) \end{pmatrix} = \begin{pmatrix} \lambda_{v_1 v_{n-2}}^t \cdot x^t(v_{n-2}) + \lambda_{v_1 v_{n-1}}^t \cdot x^t(v_{n-1}) + \lambda_{v_1 v_n}^t \cdot x^t(v_n) \\ \lambda_{v_2 v_{n-2}}^t \cdot x^t(v_{n-2}) + \lambda_{v_2 v_{n-1}}^t \cdot x^t(v_{n-1}) + \lambda_{v_2 v_n}^t \cdot x^t(v_n) \\ \lambda_{v_3 v_{n-2}}^t \cdot x^t(v_{n-2}) + \lambda_{v_3 v_{n-1}}^t \cdot x^t(v_{n-1}) + \lambda_{v_3 v_n}^t \cdot x^t(v_n) \\ \cdots \\ \lambda_{v_N v_{n-2}}^t \cdot x^t(v_{n-2}) + \lambda_{v_N v_{n-1}}^t \cdot x^t(v_{n-1}) + \lambda_{v_N v_n}^t \cdot x^t(v_n) \end{pmatrix}. \quad (9)$$

Observe that the x -coordinates $x^t(v_{n-2})$, $x^t(v_{n-1})$, and $x^t(v_n)$ in Equation 9 are the ones of the external vertices of G , hence they have fixed values (independent of t). Thus, each term $b_x^t(v_i)$ is just a linear function of t . Equation 2 over all the internal vertices of G can be analogously expressed in matrix form $\mathbf{A}^t \cdot \mathbf{y}^t = \mathbf{b}_y^t$; observe that the matrix \mathbf{A}^t is the same as in Equation 8.

Using Cramer's rule, we can obtain the value of $z_{2i}(p^t) = x^t(v_i)$ as the ratio $\mathcal{N}_{x,i}^t / \mathcal{D}^t$ of two determinants $\mathcal{N}_{x,i}^t$ and \mathcal{D}^t . The determinant \mathcal{D}^t is just $\det(\mathbf{A}^t)$, while $\mathcal{N}_{x,i}^t$ is the determinant of the matrix obtained from \mathbf{A}^t by substituting the i -th column with \mathbf{b}_x^t . Since every element of the matrix \mathbf{A}^t and of the vector \mathbf{b}_x^t is a linear function of t , since \mathbf{A}^t and \mathbf{b}_x^t have N rows, and by Laplace expansion, we have that both $\mathcal{N}_{x,i}^t$ and \mathcal{D}^t are polynomial functions of t with degree at most N .

This implies that the number of minima and maxima of the curve $\mathcal{C}_{\mathcal{M}}$ with respect to the coordinate z_{2i} is in $O(N^2)$, for each $i = 1, \dots, N$. Namely, this number coincides with the number of solutions of the equation $\frac{\partial(\mathcal{N}_{x,i}^t / \mathcal{D}^t)}{\partial t} = 0$; this, in turn, coincides with the number of solutions of the equation $\frac{\partial(\mathcal{N}_{x,i}^t)}{\partial t} \cdot \mathcal{D}^t - \mathcal{N}_{x,i}^t \cdot \frac{\partial(\mathcal{D}^t)}{\partial t} = 0$. Since the left term of the last equation is a polynomial of degree at most $N \cdot (N-1)$, the number of solutions to the equation is indeed in $O(N^2)$. Analogously, the number of minima and maxima of the curve $\mathcal{C}_{\mathcal{M}}$ with respect to the coordinate z_{2i+1} is in $O(N^2)$, for each $i = 1, \dots, N$. Let $t_0 = 0 < t_1 < t_2 < \cdots < t_m = 1$ be the values of t for which the curve $\mathcal{C}_{\mathcal{M}}$ achieves a minimum or a maximum with respect to some coordinate.

For $j = 1, \dots, m$, denote by $\mathcal{C}_{\mathcal{M},j}$ the part of $\mathcal{C}_{\mathcal{M}}$ within the interval $[t_{j-1}, t_j]$. Then $\mathcal{C}_{\mathcal{M},j}$ is *monotone*; that is, each coordinate z_l monotonically increases or monotonically decreases over the interval $[t_{j-1}, t_j]$. For $j = 1, \dots, m$, let $\ell_{\mathcal{M},j}$ be the length of $\mathcal{C}_{\mathcal{M},j}$. Note that $\mathcal{C}_{\mathcal{M}} = \mathcal{C}_{\mathcal{M},1} \cup \mathcal{C}_{\mathcal{M},2} \cup \cdots \cup \mathcal{C}_{\mathcal{M},m}$ and $\ell_{\mathcal{M}} = \sum_{j=1}^m \ell_{\mathcal{M},j}$. Then the length of $\mathcal{C}_{\mathcal{M},j}$ is upper bounded by the sum of the z_l -extents of the curves $\mathcal{C}_{\mathcal{M},j}$ (over all coordinates z_l). Recall that $\mathcal{C}_{\mathcal{M},j}$ is monotone, hence its minimum and maximum z_l -coordinates are achieved at its endpoints. Hence, $\ell_{\mathcal{M},j} \leq \sum_{l=1}^{2N+1} |z_l(p^{t_j}) - z_l(p^{t_{j-1}})|$ and $\ell_{\mathcal{M}} \leq \sum_{j=1}^m \sum_{l=1}^{2N+1} |z_l(p^{t_j}) - z_l(p^{t_{j-1}})|$. Rearranging the right side of the previous inequality, we get $\ell_{\mathcal{M}} \leq \sum_{l=1}^{2N+1} \sum_{j=1}^m |z_l(p^{t_j}) - z_l(p^{t_{j-1}})|$. Further, $\sum_{j=1}^m |z_1(p^{t_j}) - z_1(p^{t_{j-1}})| = \sum_{j=1}^m |t_j - t_{j-1}| = t_m - t_0 = 1$ and, for each $l = 2, \dots, 2N+1$, $\sum_{j=1}^m |z_l(p^{t_j}) - z_l(p^{t_{j-1}})| \in O(D \cdot N^2)$. This is because the z_l -extent of $\mathcal{C}_{\mathcal{M}}$ is at most D (as D is the length of the longest side of Δ and every vertex stays inside Δ throughout \mathcal{M}) and because $\mathcal{C}_{\mathcal{M}}$ has a number of minima and maxima

with respect to the coordinate z_l which is in $O(N^2)$. It follows that $\ell_{\mathcal{M}} \leq \sum_{l=1}^{2N+1} \sum_{j=1}^m |z_l(p^{t_j}) - z_l(p^{t_{j-1}})| \in \sum_{l=1}^{2N+1} O(D \cdot N^2) \in O(D \cdot N^3)$. \square

Next, we argue about the possible perturbations of planar straight-line drawings with bounded resolution.

Claim 3 *Let Γ be a planar straight-line drawing of a graph G such that the smallest distance between any two separated objects is some value $d > 0$. Let Γ' be any planar straight-line drawing of G obtained from Γ by changing each vertex coordinate by at most $d/3$. Then Γ' is planar.*

Proof. We first prove that any two non-adjacent edges e_1 and e_2 of G do not cross in Γ' . For $i = 1, 2$, the edge e_i is represented by a straight-line segment s_i in Γ and by a straight-line segment s'_i in Γ' . Let δ denote a disk with diameter $0.45 \cdot d$. Since s_1 and s_2 are separated geometric objects in Γ , the distance between them is at least d . Hence, the Minkowski sums $R_1 := s_1 + \delta$ and $R_2 := s_2 + \delta$ define non-intersecting regions of the plane, as every point of R_1 is at distance at least $d - 2 \cdot (0.45 \cdot d) > 0$ from every point of R_2 . Further, since each vertex coordinate in Γ' differs by at most $d/3$ by the same vertex coordinate in Γ , it follows that the distance between the positions of a vertex in Γ and Γ' is at most $\sqrt{2} \cdot d/3 < 0.45 \cdot d$. Hence, for $i = 1, 2$, each end-point of s'_i lies inside R_i and thus the entire segment s'_i lies inside R_i . It follows that s'_1 and s'_2 do not intersect.

Analogous proofs show that any two distinct vertices of G do not overlap in Γ' and any vertex and any non-incident edge of G do not overlap in Γ' .

Finally, we prove that any two adjacent edges e_1 and e_2 of G do not overlap in Γ' . If they do, then an end-vertex of one of them, say an end-vertex of e_1 , overlaps with e_2 or overlaps with a vertex of e_2 , two cases which we already ruled out. \square

We are now ready to prove Theorem 5. We are going to define a sequence $\langle \Psi_0, \Psi_1, \dots, \Psi_k \rangle$ of planar straight-line drawings of G satisfying Properties (a)–(e). The sequence is initialized by setting $\Psi_0 = \Gamma_0$, as required by Property (a). Suppose now that a sequence $\langle \Psi_0, \Psi_1, \dots, \Psi_j \rangle$ has been defined, for some integer $j \geq 0$, so that Properties (a)–(d) are satisfied (when restricted to the sequence $\langle \Psi_0, \Psi_1, \dots, \Psi_j \rangle$ constructed so far). We will deal with Property (e) later.

While Ψ_j does not coincide with Γ_1 , we add a drawing Ψ_{j+1} to the sequence $\langle \Psi_0, \Psi_1, \dots, \Psi_j \rangle$, so that Ψ_{j+1} belongs to \mathcal{M} (as required by Property (b)), so that it is “closer” to Γ_1 in \mathcal{M} (as required by Property (c)), and so that the linear morph $\langle \Psi_j, \Psi_{j+1} \rangle$ is planar (as required by Property (d)). This is done as follows.

The drawing Ψ_j corresponds to a point p^{t_j} of the FG-curve $\mathcal{C}_{\mathcal{M}}$ in \mathbb{R}^{2N+1} . Since the length of the longest side of Δ is a value D , the largest distance between two separated geometric objects in Ψ_j is D , as well. Further, since the resolution of Ψ_j is larger than or equal to $(r/n)^{c \cdot n}$, the smallest distance between two separated geometric objects in Ψ_j is larger than or equal to $D \cdot (r/n)^{c \cdot n}$. By Claim 3, any straight-line drawing of G obtained from Ψ_j by changing the coordinate of each vertex by at most $D/3 \cdot (r/n)^{c \cdot n}$ is planar. Hence, consider a ball \mathcal{B} with radius $D/3 \cdot (r/n)^{c \cdot n}$ centered at p^{t_j} in \mathbb{R}^{2N+1} . Let $t_{j+1} \in [0, 1]$ be the largest value such that the point $p^{t_{j+1}}$ of $\mathcal{C}_{\mathcal{M}}$ lies inside or on the boundary of \mathcal{B} and let Ψ_{j+1} be the drawing of G in \mathcal{M} corresponding to $p^{t_{j+1}}$ (thus the sequence $\langle \Psi_0, \Psi_1, \dots, \Psi_j, \Psi_{j+1} \rangle$ satisfies Property (b)). Since $\mathcal{C}_{\mathcal{M}}$ is a continuous curve, we have that $t_{j+1} > t_j$ (thus the sequence $\langle \Psi_0, \Psi_1, \dots, \Psi_j, \Psi_{j+1} \rangle$ satisfies Property (c)). Further, every point of \mathcal{B} corresponds to a planar straight-line drawing of G that can be obtained from Ψ_j by changing the coordinate of each vertex by at most $D/3 \cdot (r/n)^{c \cdot n}$. Since the drawings in the linear morph $\langle \Psi_j, \Psi_{j+1} \rangle$ all correspond to points in \mathcal{B} , we have that $\langle \Psi_j, \Psi_{j+1} \rangle$ is planar (thus the sequence $\langle \Psi_0, \Psi_1, \dots, \Psi_j, \Psi_{j+1} \rangle$ satisfies Property (d)).

The definition of the sequence $\langle \Psi_0, \Psi_1, \dots, \Psi_k \rangle$ ends when the drawing Ψ_k that is added to the sequence is Γ_1 (thus the sequence $\langle \Psi_0, \Psi_1, \dots, \Psi_k \rangle$ satisfies Property (a)). We prove that this happens with $k \in (n/r)^{O(n)}$. The proof is based on two facts. First, by Claim 2, the length of $\mathcal{C}_{\mathcal{M}}$ is at most $\gamma \cdot D \cdot N^3$, for some constant γ . Second, for $j = 0, 1, \dots, k-2$, the length of the part of $\mathcal{C}_{\mathcal{M}}$ between Ψ_j and Ψ_{j+1} is at least $D/3 \cdot (r/n)^{c \cdot n}$. Indeed, Ψ_j and Ψ_{j+1} correspond to points p^{t_j} and $p^{t_{j+1}}$ which are respectively at the center and on the boundary of a ball \mathcal{B} of radius $D/3 \cdot (r/n)^{c \cdot n}$ (that $p^{t_{j+1}}$ is on the boundary of \mathcal{B} comes from the continuity of the curve $\mathcal{C}_{\mathcal{M}}$ and from the fact that Ψ_{j+1} does not coincide with Γ_1 , since $j \leq k-2$). Hence, the part of

\mathcal{C}_M connecting p^{t_j} and $p^{t_{j+1}}$ has length at least $D/3 \cdot (r/n)^{c \cdot n}$ (with the lower bound achieved if this part of \mathcal{C}_M is a straight-line segment). Thus, $k-1$ is at most $\gamma \cdot D \cdot N^3$ over $D/3 \cdot (r/n)^{c \cdot n}$, and hence $k \in (n/r)^{O(n)}$. Thus, the sequence $\langle \Psi_0, \Psi_1, \dots, \Psi_k \rangle$ satisfies Property (e), which concludes the proof of Theorem 5.

Acknowledgements Thanks to Mirza Klimenta for implementing Floater and Gotsman’s algorithm. Further thanks to Daniel Perrucci and Elias Tsigaridas for useful discussions about positive polynomial functions.

References

1. Alamdari, S., Angelini, P., Barrera-Cruz, F., Chan, T.M., Da Lozzo, G., Di Battista, G., Frati, F., Haxell, P., Lubiw, A., Patrignani, M., Roselli, V., Singla, S., Wilkinson, B.T.: How to morph planar graph drawings. *SIAM Journal on Computing* **46**(2), 824–852 (2017). <https://doi.org/10.1137/16M1069171>
2. Alexa, M.: Recent advances in mesh morphing. *Computer Graphics Forum* **21**(2), 173–196 (2002). <https://doi.org/10.1111/1467-8659.00575>
3. Bárány, I., Rote, G.: Strictly convex drawings of planar graphs. *Documenta Mathematica* **11**, 369–391 (2006)
4. Barrera-Cruz, F., Borrazzo, M., Da Lozzo, G., Di Battista, G., Frati, F., Patrignani, M., Roselli, V.: How to morph a tree on a small grid. In: Friggstad, Z., Sack, J., Salavatipour, M.R. (eds.) (WADS ’19). LNCS, vol. 11646, pp. 57–70. Springer (2019). https://doi.org/10.1007/978-3-030-24766-9_5
5. Barrera-Cruz, F., Haxell, P.E., Lubiw, A.: Morphing Schnyder drawings of planar triangulations. *Discrete & Computational Geometry* **61**, 161–184 (2019). <https://doi.org/10.1007/s00454-018-0018-9>
6. Chambers, E.W., Eppstein, D., Goodrich, M.T., Löffler, M.: Drawing graphs in the plane with a prescribed outer face and polynomial area. *Journal of Graph Algorithms and Applications* **16**(2), 243–259 (2012). <https://doi.org/10.7155/jgaa.00257>
7. Chrobak, M., Goodrich, M.T., Tamassia, R.: Convex drawings of graphs in two and three dimensions (preliminary version). In: Whitesides, S. (ed.) SoCG ’96. pp. 319–328. ACM (1996). <https://doi.org/10.1145/237218.237401>
8. Da Lozzo, G., Di Battista, G., Frati, F., Patrignani, M., Roselli, V.: Upward planar morphs. *Algorithmica* **82**(10), 2985–3017 (2020). <https://doi.org/10.1007/s00453-020-00714-6>
9. de Fraysseix, H., Pach, J., Pollack, R.: How to draw a planar graph on a grid. *Combinatorica* **10**(1), 41–51 (1990). <https://doi.org/10.1007/BF02122694>
10. Demaine, E.D., Schulz, A.: Embedding stacked polytopes on a polynomial-size grid. *Discrete & Computational Geometry* **57**(4), 782–809 (2017). <https://doi.org/10.1007/s00454-017-9887-6>
11. Di Battista, G., Eades, P., Tamassia, R., Tollis, I.G.: *Graph Drawing: Algorithms for the Visualization of Graphs*. Prentice-Hall (1999)
12. Dolev, D., Leighton, F.T., Trickey, H.: Planar embedding of planar graphs. *Advances in Computing Research* **2** (1984)
13. Eades, P.: A heuristic for graph drawing. *Congressus Numerantium* **42**(11), 149–160 (1984)
14. Eades, P., Garvan, P.: Drawing stressed planar graphs in three dimensions. In: Brandenburg, F. (ed.) GD ’95. LNCS, vol. 1027, pp. 212–223. Springer (1995). <https://doi.org/10.1007/BFb0021805>
15. Erten, C., Kobourov, S.G., Pitta, C.: Intersection-free morphing of planar graphs. In: Liotta, G. (ed.) GD ’03. LNCS, vol. 2912, pp. 320–331. Springer (2003). https://doi.org/10.1007/978-3-540-24595-7_30
16. Floater, M.S.: Parametrization and smooth approximation of surface triangulations. *Computer Aided Geometric Design* **14**(3), 231–250 (1997). [https://doi.org/10.1016/S0167-8396\(96\)00031-3](https://doi.org/10.1016/S0167-8396(96)00031-3)
17. Floater, M.S.: Parametric tilings and scattered data approximation. *International Journal of Shape Modeling* **4**(3-4), 165–182 (1998). <https://doi.org/10.1142/S021865439800012X>
18. Floater, M.S.: Mean value coordinates. *Computer Aided Geometric Design* **20**(1), 19–27 (2003). [https://doi.org/10.1016/S0167-8396\(03\)00002-5](https://doi.org/10.1016/S0167-8396(03)00002-5)
19. Floater, M.S., Gotsman, C.: How to morph tilings injectively. *Journal of Computational and Applied Mathematics* **101**(1), 117–129 (1999). [https://doi.org/10.1016/S0377-0427\(98\)00202-7](https://doi.org/10.1016/S0377-0427(98)00202-7)
20. Frati, F., Patrignani, M.: A note on minimum-area straight-line drawings of planar graphs. In: Hong, S., Nishizeki, T., Quan, W. (eds.) GD ’07. LNCS, vol. 4875, pp. 339–344. Springer (2007). https://doi.org/10.1007/978-3-540-77537-9_33
21. Gortler, S.J., Gotsman, C., Thurston, D.: Discrete one-forms on meshes and applications to 3d mesh parameterization. *Computer Aided Geometric Design* **23**(2), 83–112 (2006). <https://doi.org/10.1016/j.cagd.2005.05.002>

22. Groiss, L., Jüttler, B., Mokrš, D.: 27 variants of tutte's theorem for plane near-triangulations and an application to periodic spline surface fitting. *Computer Aided Geometric Design* **85**, 101975 (2021). <https://doi.org/10.1016/j.cagd.2021.101975>
23. Ilinkin, I.: Visualization of Floater and Gotsman's morphing algorithm. In: Cheng, S., Devillers, O. (eds.) *SoCG '14*. pp. 94–95. ACM (2014). <https://doi.org/10.1145/2582112.2595649>
24. Kobourov, S.G.: Force-directed drawing algorithms. In: Tamassia, R. (ed.) *Handbook on Graph Drawing and Visualization*, pp. 383–408. Chapman and Hall/CRC (2013)
25. Linial, N., Lovász, L., Wigderson, A.: Rubber bands, convex embeddings and graph connectivity. *Combinatorica* **8**(1), 91–102 (1988). <https://doi.org/10.1007/BF02122557>
26. Mor, A.R., Rote, G., Schulz, A.: Small grid embeddings of 3-polytopes. *Discrete & Computational Geometry* **45**(1), 65–87 (2011). <https://doi.org/10.1007/s00454-010-9301-0>
27. Schnyder, W.: Embedding planar graphs on the grid. In: Johnson, D.S. (ed.) *SODA '90*. pp. 138–148. SIAM (1990). <https://doi.org/10.5555/320176.320191>
28. Siu, A.M.K., Wan, A.S.K., Lau, R.W.H., Ngo, C.: Trifocal morphing. In: Banissi, E., Börner, K., Chen, C., Clapworthy, G., Maple, C., Lobben, A., Moore, C.J., Roberts, J.C., Ursyn, A., Zhang, J.J. (eds.) *IV '03*. pp. 24–29. IEEE (2003). <https://doi.org/10.1109/IV.2003.1217952>
29. Surazhsky, V., Gotsman, C.: Controllable morphing of compatible planar triangulations. *ACM Trans. Graph.* **20**(4), 203–231 (2001). <https://doi.org/10.1145/502783.502784>
30. Tutte, W.T.: How to draw a graph. *Proceedings of the London Mathematical Society* **3**(13), 743–767 (1963). <https://doi.org/https://doi.org/10.1112/plms/s3-13.1.743>
31. de Verdière, É.C., Pocchiola, M., Vegter, G.: Tutte's barycenter method applied to isotopies. *Computational Geometry: Theory and Applications* **26**(1), 81–97 (2003). [https://doi.org/10.1016/S0925-7721\(02\)00174-8](https://doi.org/10.1016/S0925-7721(02)00174-8)
32. Weiss, V., Andor, L., Renner, G., Várady, T.: Advanced surface fitting techniques. *Computer Aided Geometric Design* **19**(1), 19–42 (2002). [https://doi.org/10.1016/S0167-8396\(01\)00086-3](https://doi.org/10.1016/S0167-8396(01)00086-3)