

# From Tutte to Floater and Gotsman: On the Resolution of Planar Straight-line Drawings and Morphs<sup>\*</sup>

Giuseppe Di Battista and Fabrizio Frati

Roma Tre University, Rome, Italy  
{giuseppe.dibattista,fabrizio.frati}@uniroma3.it

**Abstract.** The algorithm of Tutte for constructing convex planar straight-line drawings and the algorithm of Floater and Gotsman for constructing planar straight-line morphs are among the most popular graph drawing algorithms. Surprisingly, little is known about the resolution of the drawings they produce. In this paper, focusing on maximal plane graphs, we prove tight bounds on the resolution of the planar straight-line drawings produced by Floater’s algorithm, which is a broad generalization of Tutte’s algorithm. Further, we use such a result to prove a lower bound on the resolution of the drawings of maximal plane graphs produced by Floater and Gotsman’s morphing algorithm. Finally, we show that such an algorithm might produce drawings with exponentially-small resolution, even when morphing drawings with polynomial resolution.

## 1 Introduction

In 1963 Tutte [29] presented an algorithm for constructing convex planar straight-line drawings of 3-connected plane graphs. The algorithm is very simple: Given any convex polygon representing the outer cycle of the graph, place each internal vertex at the barycenter of its neighbors. This results in a system of linear equations, whose variables are the coordinates of the internal vertices, which has a unique solution; quite magically, this solution corresponds to a convex planar straight-line drawing of the graph. We call any drawing obtained by an application of Tutte’s algorithm a *T-drawing*. Tutte’s algorithm is one of the most famous graph drawing algorithms; notably, it has spurred the research on the practical graph drawing algorithms called *force-directed methods* [10,13,23].

A far-reaching generalization of the algorithm of Tutte was presented by Floater [15,16] (and, in a similar form, by Linial, Lovász, and Wigderson [24]). Namely, one can place each internal vertex at *any* convex combination (with positive coefficients) of its neighbors; the resulting system of equations still has a unique solution that corresponds to a convex planar straight-line drawing of the graph. Formally, let  $G$  be a 3-connected plane graph and let  $\mathcal{P}$  be a convex polygon representing the outer cycle of  $G$ . Further, for each internal vertex  $v$  of  $G$  and

<sup>\*</sup> This research was supported in part by MIUR Project “AHeAD” under PRIN 20174LF3T8 and by H2020-MSCA-RISE project 734922 – “CONNECT”.

for each neighbor  $u$  of  $v$ , let  $\lambda_{vu} > 0$  be a real value such that  $\sum_{u \in \mathcal{N}(v)} \lambda_{vu} = 1$ , where  $\mathcal{N}(v)$  (sometimes written as  $\mathcal{N}_G(v)$ ) denotes the set of neighbors of  $v$ . For each internal vertex  $v$  of  $G$ , consider the two equations:

$$x(v) = \sum_{u \in \mathcal{N}(v)} (\lambda_{vu} \cdot x(u)) \quad (1) \quad y(v) = \sum_{u \in \mathcal{N}(v)} (\lambda_{vu} \cdot y(u)) \quad (2)$$

where  $x(v)$  and  $y(v)$  denote the  $x$  and  $y$ -coordinates of a vertex  $v$ , respectively. This results in a system of  $2N$  equations in  $2N$  variables, where  $N$  is the number of internal vertices of  $G$ , which has a unique solution. This corresponds to a convex planar straight-line drawing, which can hence be represented by a pair  $(A, \mathcal{P})$ , where  $\mathcal{P}$  is a convex polygon and  $A$  is a *coefficient matrix*. This matrix has a row for each internal vertex of  $G$  and a column for each (internal or external) vertex of  $G$ ; an element of  $A$  whose row corresponds to a vertex  $v$  and whose column corresponds to a vertex  $u$  is the coefficient  $\lambda_{vu}$  if  $(v, u)$  is an edge of  $G$  and 0 otherwise. We call any drawing resulting from an application of Floater's algorithm an *F-drawing*. F-drawings are extensively used in computer graphics, for surface parameterization and reconstruction, and for texture mapping; see, e.g., [20,21,30,31]. Similar types of drawings have been studied for constructing three-dimensional representations of polytopes [9,25]. Further, *every* convex planar straight-line drawing of a 3-connected plane graph (and thus every planar straight-line drawing of a maximal plane graph) is an F-drawing  $(A, \mathcal{P})$ , for suitable  $A$  and  $\mathcal{P}$  [15,16,17,18].

Floater and Gotsman [18] devised a powerful application of F-drawings to the construction of planar straight-line morphs. Given a graph  $G$  and two convex planar straight-line drawings  $\Gamma_0$  and  $\Gamma_1$  of  $G$  with the same polygon  $\mathcal{P}$  representing the outer cycle, construct two coefficient matrices  $A_0$  and  $A_1$  such that  $\Gamma_0 = (A_0, \mathcal{P})$  and  $\Gamma_1 = (A_1, \mathcal{P})$ . Now, a morph  $\mathcal{M}$  between  $\Gamma_0$  and  $\Gamma_1$ , that is, a continuous transformation of  $\Gamma_0$  into  $\Gamma_1$ , can be obtained as follows. For each  $t \in [0, 1]$ , construct a coefficient matrix  $A_t$  as  $(1-t) \cdot A_0 + t \cdot A_1$ ; thus, for each internal vertex  $v$  of  $G$  and for each neighbor  $u$  of  $v$ , the element  $\lambda_{vu}^t$  of  $A_t$  whose row and column correspond to  $v$  and  $u$ , respectively, is  $\lambda_{vu}^t = (1-t) \cdot \lambda_{vu}^0 + t \cdot \lambda_{vu}^1$ . Then the morph  $\mathcal{M}$  is simply defined as  $\{\Gamma_t = (A_t, \mathcal{P}) : t \in [0, 1]\}$ ; since  $\Gamma_t$  is an F-drawing, for any  $t \in [0, 1]$ , this algorithm guarantees that every drawing in  $\mathcal{M}$  is a convex planar straight-line drawing. We call any morph constructed by an application of Floater and Gotsman's algorithm an *FG-morph*. The algorithm of Floater and Gotsman is perhaps the most popular graph morphing algorithm; its extensions, refinements, and limits have been discussed, e.g., in [1,22,27,28].

Despite the fame of the above algorithms, little is known about the resolution of T-drawings, F-drawings, and FG-morphs. The *resolution* is perhaps the most studied aesthetic criterion for the readability of a graph drawing. Measuring the resolution of a drawing can be done in many ways. Here, we adopt a natural definition of resolution, namely the ratio between the smallest and the

largest distance between two (distinct, non-incident, and non-adjacent) geometric objects representing vertices or edges. The goal of this paper is to study the resolution of T-drawings, F-drawings, and FG-morphs of maximal plane graphs. The only related result we are aware of is the one by Eades and Garvan [14] (independently observed by Chambers et al. [5]), who proved that T-drawings of  $n$ -vertex maximal plane graphs might have  $1/2^{\Omega(n)}$  resolution. It is even unclear, a priori, whether the worst-case resolution of T-drawings, F-drawings, and FG-morphs can be expressed as *any* function of natural parameters representing the input size and resolution.

We prove the following results<sup>1</sup>. First, we show a lower bound on the resolution of F-drawings (and thus on the resolution of T-drawings).

**Theorem 1.** *Let  $\Gamma = (\Lambda, \Delta)$  be an F-drawing of an  $n$ -vertex maximal plane graph  $G$ , where  $n \geq 4$ . The resolution of  $\Gamma$  is larger than or equal to  $\frac{r}{2} \cdot \left(\frac{\lambda}{3}\right)^n \in r \cdot \lambda^{O(n)}$ , where  $\lambda$  is the smallest positive coefficient in the coefficient matrix  $\Lambda$  and  $r$  is the resolution of the prescribed triangle  $\Delta$ .*

Second, we prove that the bound in Theorem 1 is asymptotically tight.

**Theorem 2.** *There is a class of maximal plane graphs  $\{G_n : n = 5, 6, \dots\}$ , where  $G_n$  has  $n$  vertices, with the following property. For any  $0 < \lambda \leq \frac{1}{4}$  and  $0 < r \leq \frac{\sqrt{3}}{2}$ , there exist a triangle  $\Delta$  with resolution  $r$  and a coefficient matrix  $\Lambda$  for  $G_n$  whose smallest positive coefficient is  $\lambda$  such that the F-drawing  $(\Lambda, \Delta)$  of  $G_n$  has resolution in  $r \cdot \lambda^{\Omega(n)}$ .*

We remark that algorithms are known for constructing planar straight-line drawings of maximal plane graphs [8,26] and even convex planar straight-line drawings of 3-connected plane graphs [2,6] with polynomial resolution.

Third, we use Theorem 1 to prove a lower bound on the resolution of FG-morphs.

**Theorem 3.** *Let  $\Gamma_0$  and  $\Gamma_1$  be any two planar straight-line drawings of an  $n$ -vertex maximal plane graph  $G$  such that the outer faces of  $\Gamma_0$  and  $\Gamma_1$  are delimited by the same triangle  $\Delta$ . There is an FG-morph  $\mathcal{M} = \{\Gamma_t : t \in [0, 1]\}$  between  $\Gamma_0$  and  $\Gamma_1$  such that, for each  $t \in [0, 1]$ , the resolution of  $\Gamma_t$  is larger than or equal to  $(r/n)^{O(n)}$ , where  $r$  is the minimum between the resolution of  $\Gamma_0$  and  $\Gamma_1$ .*

Finally, we prove that FG-morphs might have exponentially small resolution, even if they transform drawings with polynomial resolution.

**Theorem 4.** *For every  $n \geq 6$  multiple of 3, there is an  $n$ -vertex maximal plane graph  $G$  and two planar straight-line drawings  $\Gamma_0$  and  $\Gamma_1$  of  $G$  such that: (R1) the outer faces of  $\Gamma_0$  and  $\Gamma_1$  are delimited by the same triangle  $\Delta$ ; (R2) the resolution of both  $\Gamma_0$  and  $\Gamma_1$  is larger than  $c/n^2$ , for a constant  $c$ ; and (R3) any FG-morph between  $\Gamma_0$  and  $\Gamma_1$  contains a drawing whose resolution is in  $1/2^{\Omega(n)}$ .*

<sup>1</sup> At a first glance, our use of the  $O(\cdot)$  and  $\Omega(\cdot)$  notation seems to be inverted. For example, Theorem 1 shows a bound of  $r \cdot \lambda^{O(n)}$  on the resolution of F-drawings. This is a lower bound, and not an upper bound, given that  $\lambda < 1$ . Indeed, the  $O(\cdot)$  notation indicates that the exponent has a value which is *at most something*, hence the entire power has a value which is *at least something* (smaller than one).

The construction of planar straight-line morphs with high resolution has been attracting increasing attention [3,4,7]. A main open question in the area is whether polynomial resolution can be guaranteed in a planar straight-line morph between any two given drawings of a plane graph. Theorem 4 shows that Floater and Gotsman’s algorithm cannot be used to settle this question in the positive.

A full version of the paper can be found in [11].

## 2 Preliminaries

We introduce some definitions, properties and lemmata. Throughout the paper, we assume that every considered graph has  $n \geq 4$  vertices.

A biconnected *plane graph*  $G$  is a planar graph with a prescribed order of the edges incident to each vertex and a prescribed outer cycle;  $G$  is *maximal* if no edge can be added to it without losing planarity or simplicity. We often talk about “faces of  $G$ ”, meaning faces of any planar drawing that respects the prescribed order of the edges incident to each vertex and the prescribed outer cycle. We say that  $G$  is *internally-triangulated* if every internal face of  $G$  is delimited by a 3-cycle. The sets of internal and external vertices of  $G$  are denoted by  $\mathcal{I}_G$  and  $\mathcal{O}_G$ , respectively. Let  $\mathcal{C}$  be a cycle of  $G$ . An *external chord* of  $\mathcal{C}$  is an edge of  $G$  that connects two vertices of  $\mathcal{C}$ , that does not belong to  $\mathcal{C}$ , and that lies outside  $\mathcal{C}$  in  $G$ . The *subgraph of  $G$  inside  $\mathcal{C}$*  is composed of the vertices and edges that lie inside or on the boundary of  $\mathcal{C}$ . The following is easy to observe.

*Property 1.* Let  $G$  be a maximal plane graph and let  $\mathcal{C}$  be a cycle of  $G$ . The subgraph of  $G$  inside  $\mathcal{C}$  is biconnected and internally-triangulated.

In a planar straight-line drawing  $\Gamma$  of a graph  $G$ , by *geometric object* we mean a point representing a vertex or a straight-line segment representing an edge. We often call “vertex” or “edge” both the combinatorial and the geometric object. Two geometric objects in  $\Gamma$  are *separated* if they share no point. By the planarity of  $\Gamma$ , two geometric objects are hence separated if and only if they are distinct vertices, or non-adjacent edges, or a vertex and a non-incident edge. The *distance*  $d_\Gamma(o_1, o_2)$  between two separated geometric objects  $o_1$  and  $o_2$  in  $\Gamma$  is the minimum Euclidean distance between any point of  $o_1$  and any point of  $o_2$ . We denote by  $d_\Gamma^\uparrow(u, v)$  the vertical distance between two vertices  $u$  and  $v$ , i.e., the absolute value of the difference between their  $y$ -coordinates. The *resolution* of  $\Gamma$  is the ratio between the distance of the closest separated geometric objects and the distance of the farthest separated geometric objects in  $\Gamma$ . Let  $\mathcal{R}$  be a finite connected subset of  $\mathbb{R}^2$ . The  *$x$ -extent* (the  *$y$ -extent*) of  $\mathcal{R}$  is given by the maximum  $x$ -coordinate (resp.  $y$ -coordinate) of any point of  $\mathcal{R}$  minus the minimum  $x$ -coordinate (resp.  $y$ -coordinate) of any point of  $\mathcal{R}$ .

We present a tool that we often use to translate and rotate F-drawings.

**Lemma 1.** *Let  $(\Lambda, \Delta)$  be an F-drawing of a maximal plane graph  $G$  and let  $\Delta'$  be the triangle obtained by a proper rigid transformation  $\sigma$  of  $\Delta$ . The F-drawing  $(\Lambda, \Delta')$  coincides with the drawing obtained by applying  $\sigma$  to the drawing  $(\Lambda, \Delta)$ .*

We sometimes use the following elementary property.

*Property 2.* Let  $(\Lambda, \Delta)$  be an F-drawing of a maximal plane graph with at least four (five) vertices. The smallest positive coefficient in  $\Lambda$  is at most  $1/3$  ( $1/4$ ).

We now state some properties on the resolution of triangles.

*Property 3.* The resolution of a triangle is smaller than or equal to  $\frac{\sqrt{3}}{2}$  and there exist triangles with this resolution.

**Lemma 2.** *Let  $\Delta$  be a triangle with resolution equal to  $r$  and  $y$ -extent equal to  $Y$ . Then the  $x$ -extent  $X$  of  $\Delta$  is at most  $Y/r$ .*

### 3 Lower Bound on the Resolution of F-Drawings

In this section, we prove Theorem 1. Let  $\Gamma = (\Lambda, \Delta)$  be an F-drawing of an  $n$ -vertex maximal plane graph  $G$  with  $n \geq 4$ ; let  $\lambda$  be the smallest positive coefficient in  $\Lambda$ ,  $r$  be the resolution of  $\Delta$ , and  $\delta$  be the smallest distance between any two separated geometric objects in  $\Gamma$ . We have that the smallest distance  $\delta$  in  $\Gamma$  is achieved “inside” an internal face of  $G$ , as in the following.

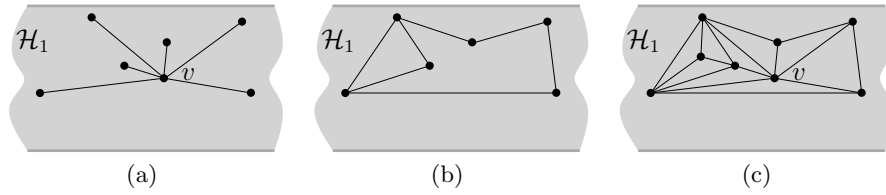
**Lemma 3.** *There exist an internal vertex  $v$  and an edge  $e = (u_e, v_e)$  of  $G$  such that: (i)  $d_\Gamma(v, e) = \delta$ ; (ii)  $v, u_e,$  and  $v_e$  are the vertices of a triangle  $T$  delimiting an internal face of  $G$  in  $\Gamma$ ; and (iii) the altitude of  $T$  through  $v$  lies inside  $T$ .*

By Lemma 1, we can assume that  $y(v) = 0$ , that  $e$  is horizontal, and that  $v$  is above  $e$ . We show that  $v$ 's neighbors are not “too high” or “too low” in  $\Gamma$ .

**Lemma 4.** *For every neighbor  $u$  of  $v$ , we have that  $d_\Gamma^\uparrow(u, v) \leq \frac{\delta}{\lambda}$ .*

**Proof sketch:** By Lemma 3, the altitude through  $v$  of the triangle with vertices  $v, u_e,$  and  $v_e$  intersects  $(u_e, v_e)$ . Hence,  $y(u_e) = y(v_e) = -\delta$ , which implies the statement for  $u \in \{u_e, v_e\}$ , as  $\lambda < 1$ . For every  $u \in \mathcal{N}(v) \setminus \{u_e, v_e\}$ , we have  $y(u) \geq 0$ , as otherwise the distance between  $u$  and one of  $(v, u_e)$  and  $(v, v_e)$ , or the distance between  $(v, u)$  and one of  $u_e$  and  $v_e$  would be smaller than  $\delta$ . By Equation 2, we have  $\sum_{u \in \mathcal{N}(v)} (\lambda_{vu} \cdot y(u)) = y(v) = 0$ , hence  $\sum_{u \in \mathcal{N}(v) \setminus \{u_e, v_e\}} (\lambda_{vu} \cdot y(u)) = (\lambda_{vu_e} + \lambda_{vv_e}) \cdot \delta$ . Since  $y(u) \geq 0$ , for every vertex  $u \in \mathcal{N}(v) \setminus \{u_e, v_e\}$ , we have  $\lambda_{vu} \cdot y(u) \leq (\lambda_{vu_e} + \lambda_{vv_e}) \cdot \delta$ , and hence  $y(u) < \frac{\delta}{\lambda_{vu}} \leq \frac{\delta}{\lambda}$ .  $\square$

We outline the proof of Theorem 1. By Lemma 4, the vertex  $v$  and its neighbors lie in  $\Gamma$  in a “narrow” horizontal strip (see Figure 1(a)). Using that as a starting point, the strategy is now to define a sequence of subgraphs of  $G$ , each one larger than the previous one, so that each subgraph is contained in a narrow horizontal strip. The larger the considered graph, the larger the height of the horizontal strip, however this height only depends on  $\lambda$ , on  $\delta$ , and on the number of vertices of the considered graph. Eventually, this argument leads to a bound on the  $y$ -extent of  $\Gamma$ , and from that bound the resolution  $r$  of  $\Delta$  provides a bound on the maximum distance between two separated geometric objects of



**Fig. 1.** (a) The edges incident to  $v$ . (b)  $G^v$ . (c)  $G_1$ .

$\Gamma$ . The comparison of such distance with the minimum distance  $\delta$  between two separated geometric objects of  $\Gamma$  allows us to derive the bound of Theorem 1.

We now formalize the proof. For  $i \in \mathbb{N}^+$ , denote by  $\mathcal{H}_i$  the horizontal strip of height  $h(i) := \delta \cdot \left(\frac{3}{\lambda}\right)^i$  bisected by the horizontal line through  $v$ .

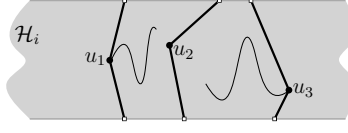
We prove the existence of a sequence  $G_1, \dots, G_k = G$  of graphs such that, for  $i = 1, \dots, k$ , the graph  $G_i$  is a biconnected internally-triangulated plane graph that is a subgraph of  $G$  satisfying Properties (P1)–(P4) below. Let  $\Gamma_i$  be the restriction of  $\Gamma$  to  $G_i$  and let  $\mathcal{C}_i$  be the outer cycle of  $G_i$ . (P1)  $G_i$  has at least  $i + 3$  vertices; (P2)  $\mathcal{C}_i$  does not have any external chord; (P3)  $G_i$  is the subgraph of  $G$  inside  $\mathcal{C}_i$ ; and (P4)  $\Gamma_i$  is contained in the interior of the horizontal strip  $\mathcal{H}_i$ .

We define  $G_1$  as follows. Let  $G^v$  be the subgraph of  $G$  induced by the neighbors of  $v$  (see Figure 1(b)). Since  $G$  is a maximal plane graph,  $G^v$  is biconnected; let  $\mathcal{C}_1$  be the outer cycle of  $G^v$ . Then  $G_1$  is the subgraph of  $G$  inside  $\mathcal{C}_1$  (see Figure 1(c)). Property (P3) is satisfied by construction. Property (P1) is satisfied, since  $G_1$  contains  $v$  and its at least three (as  $n \geq 4$ ) neighbors. Property (P2) is satisfied because  $\mathcal{C}_1$  is the outer cycle of  $G^v$  and  $G^v$  is an induced subgraph of  $G$ . Property (P4) is satisfied by Lemma 4, as the distance from  $v$  to the top or bottom side of  $\mathcal{H}_1$  is  $\frac{3}{2} \cdot \frac{\delta}{\lambda}$  and all the vertices of  $G_1$  are in the convex hull of  $v$ 's neighbors. Finally,  $G_1$  is biconnected and internally-triangulated, by Property 1.

Assume that  $G_i \neq G$ ; we will deal with the case  $G_i = G$  later. We describe how to construct  $G_{i+1}$  from  $G_i$ , so to satisfy Properties (P1)–(P4). In order to do that, we introduce  $\updownarrow$ -connected vertices and prove some lemmata about them. A vertex  $v$  of  $G_i$  is  $\updownarrow$ -connected if it satisfies at least one of the following properties: (i)  $v$  has a neighbor above or on the top side of  $\mathcal{H}_{i+1}$  and has a neighbor below the bottom side of  $\mathcal{H}_i$ ; (ii)  $v$  has a neighbor below or on the bottom side of  $\mathcal{H}_{i+1}$  and has a neighbor above the top side of  $\mathcal{H}_i$ . We have the following.

**Lemma 5.** *Let  $u$  be a vertex of  $G_i$  in  $\mathcal{I}_G$ . If  $u$  has a neighbor above or on the top side of  $\mathcal{H}_{i+1}$ , then it is  $\updownarrow$ -connected. Analogously, if  $u$  has a neighbor below or on the bottom side of  $\mathcal{H}_{i+1}$ , then it is  $\updownarrow$ -connected.*

**Proof:** We prove the first part of the statement. The proof of the second part is analogous. Suppose, for a contradiction, that there exists a vertex  $u$  of  $G_i$  in  $\mathcal{I}_G$  that has a neighbor  $w$  above or on the top side of  $\mathcal{H}_{i+1}$  and that has no neighbor below  $\mathcal{H}_i$ . By Equation 2, we have that  $\sum_{z \in \mathcal{N}_G(u)} (\lambda_{uz} \cdot y(z)) = y(u)$ .



**Fig. 2.** Proof of Lemma 6. The fat lines are  $\ell(u_1)$ ,  $\ell(u_2)$ , and  $\ell(u_3)$ .

Since  $\sum_{z \in \mathcal{N}_G(u)} \lambda_{uz} = 1$ , it follows that  $\sum_{z \in \mathcal{N}_G(u)} (\lambda_{uz} \cdot (y(z) - y(u))) = 0$ , hence

$$\lambda_{uw} \cdot (y(w) - y(u)) = \sum_{z \in \mathcal{N}_G(u) \setminus \{w\}} (\lambda_{uz} \cdot (y(u) - y(z))). \quad (3)$$

The distance between the top side of  $\mathcal{H}_{i+1}$  and the top side of  $\mathcal{H}_i$  is  $\frac{h(i+1)-h(i)}{2}$ , hence  $\lambda_{uw} \cdot (y(w) - y(u)) \geq \lambda \cdot \frac{h(i+1)-h(i)}{2}$ . Since every neighbor of  $u$  is above or on the bottom side of  $\mathcal{H}_i$  and since  $u$  is in the interior of  $\mathcal{H}_i$ , we have that  $y(u) - y(z) < h(i)$ , for every neighbor  $z$  of  $u$ . Hence,  $\sum_{z \in \mathcal{N}_G(u) \setminus \{w\}} (\lambda_{uz} \cdot (y(u) - y(z))) < h(i) \cdot \sum_{z \in \mathcal{N}_G(u) \setminus \{w\}} \lambda_{uz} < h(i)$ . Furthermore,  $\lambda \cdot \frac{h(i+1)-h(i)}{2} - h(i) > \lambda \cdot \frac{h(i+1)}{2} - 3 \cdot \frac{h(i)}{2} = \frac{\delta}{2} \left( \lambda \cdot \left(\frac{3}{\lambda}\right)^{i+1} - 3 \cdot \left(\frac{3}{\lambda}\right)^i \right) = 0$ . This implies that  $\lambda_{uw} \cdot (y(w) - y(u)) > \sum_{z \in \mathcal{N}_G(u) \setminus \{w\}} (\lambda_{uz} \cdot (y(u) - y(z)))$ , which contradicts Equation 3.  $\square$

The second lemma states that few vertices of  $G_i$  are  $\updownarrow$ -connected.

**Lemma 6.** *The following statements hold true: (S1)  $G_i$  contains at most two vertices that are in  $\mathcal{I}_G$  and that are  $\updownarrow$ -connected; and (S2) if  $G_i$  contains a vertex in  $\mathcal{O}_G$ , then it contains at most one vertex that is in  $\mathcal{I}_G$  and that is  $\updownarrow$ -connected.*

**Proof sketch:** We only prove (S1), as the proof of (S2) is similar. For each  $\updownarrow$ -connected vertex  $u$  of  $G_i$ , we define a polygonal line  $\ell(u)$  as follows. Let  $w$  (let  $z$ ) be a neighbor of  $u$  that lies above (below) the top side of  $\mathcal{H}_i$ . Let  $p_w$  and  $p_z$  be the intersection points of  $(u, w)$  and  $(u, z)$  with the top side of  $\mathcal{H}_i$  and the bottom side of  $\mathcal{H}_i$ , respectively. Then  $\ell(u)$  consists of the segments  $\overline{up_w}$  and  $\overline{up_z}$ .

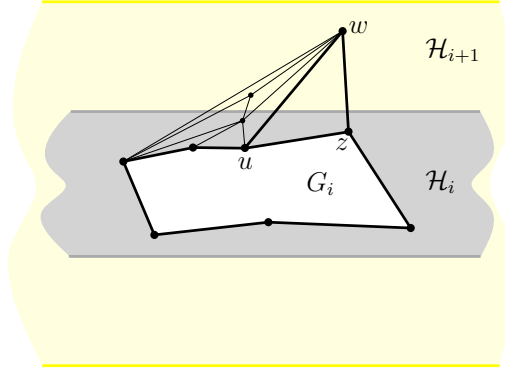
Suppose, for a contradiction, that  $G_i$  contains three  $\updownarrow$ -connected vertices  $u_1$ ,  $u_2$ , and  $u_3$  in  $\mathcal{I}_G$ ; see Figure 2. By the planarity of  $\Gamma$ , the lines  $\ell(u_1)$ ,  $\ell(u_2)$ , and  $\ell(u_3)$  do not cross each other. Assume that  $\ell(u_2)$  is in-between  $\ell(u_1)$  and  $\ell(u_3)$  in  $\mathcal{H}_i$ . Consider any path  $P$  of  $G_i$  connecting  $u_1$  and  $u_3$ . By the planarity of  $\Gamma$  and since  $G_i$  lies in the interior of  $\mathcal{H}_i$ , we have that  $P$  does not cross  $\ell(u_2)$ , except at  $u_2$ . However, this implies that the removal of  $u_2$  from  $G_i$  separates  $u_1$  from  $u_3$ , a contradiction to the fact that  $G_i$  is biconnected. This proves (S1).  $\square$

Finally, we prove the following main lemma.

**Lemma 7.** *There exists a vertex  $u$  in  $\mathcal{O}_{G_i} \cap \mathcal{I}_G$  that is not  $\updownarrow$ -connected.*

**Proof:** Since  $G_i$  contains at least 4 vertices, by Property (P1), and is biconnected, we have  $|\mathcal{O}_{G_i}| \geq 3$ . Further,  $|\mathcal{O}_{G_i} \cap \mathcal{O}_G| \leq 2$ , as if  $|\mathcal{O}_{G_i} \cap \mathcal{O}_G| = 3$ , then  $G_i$  would contain the outer cycle of  $G$ , by Property (P2), and we would have





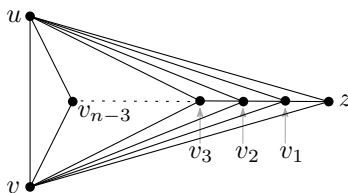
**Fig. 3.** Construction of  $G_{i+1}$  from  $G_i$ .

$G_i = G$ , by Property (P3). We now distinguish three cases. If  $|\mathcal{O}_{G_i} \cap \mathcal{O}_G| = 0$ , then  $|\mathcal{O}_{G_i} \cap \mathcal{I}_G| \geq 3$ . By statement (S1) of Lemma 6, a vertex in  $\mathcal{O}_{G_i} \cap \mathcal{I}_G$  is not  $\uparrow$ -connected. If  $|\mathcal{O}_{G_i} \cap \mathcal{O}_G| = 1$ , then  $|\mathcal{O}_{G_i} \cap \mathcal{I}_G| \geq 2$ . By statement (S2) of Lemma 6, a vertex in  $\mathcal{O}_{G_i} \cap \mathcal{I}_G$  is not  $\uparrow$ -connected. If  $|\mathcal{O}_{G_i} \cap \mathcal{O}_G| = 2$ , then  $|\mathcal{O}_{G_i} \cap \mathcal{I}_G| \geq 1$  and  $G_i$  contains two vertices  $u$  and  $w$  of the outer cycle of  $G$ ; by Property (P4), these lie in the interior of  $\mathcal{H}_i$ , hence either every vertex of  $G_i$  lies above the bottom side of  $\mathcal{H}_i$  or every vertex of  $G_i$  lies below the top side of  $\mathcal{H}_i$ . In both cases, every vertex in  $\mathcal{O}_{G_i} \cap \mathcal{I}_G$  is not  $\uparrow$ -connected.  $\square$

We describe how to construct  $G_{i+1}$  from  $G_i$ ; see Figure 3. By Lemma 7, there is a vertex  $u$  in  $\mathcal{O}_{G_i} \cap \mathcal{I}_G$  that is not  $\uparrow$ -connected. Let  $(u, z)$  be any of the two edges incident to  $u$  in  $\mathcal{C}_i$  and let  $(u, z, w)$  be the cycle delimiting the face of  $G$  incident to  $(u, z)$  outside  $\mathcal{C}_i$ ; note that  $w$  does not belong to  $G_i$ . Let  $G^w$  be the biconnected subgraph of  $G$  induced by  $\{w\} \cup V(\mathcal{C}_i)$ . Let  $\mathcal{C}_{i+1}$  be the outer cycle of  $G^w$  and let  $G_{i+1}$  be the subgraph of  $G$  inside  $\mathcal{C}_{i+1}$ . We prove that  $G_{i+1}$  satisfies the required properties. Property (P3) is satisfied by construction. Property (P1) is satisfied, since  $G_i$  contains at least  $i + 3$  vertices (by Property (P1) of  $G_i$ ) and  $G_{i+1}$  also contains  $w$ . Property (P2) is satisfied because  $\mathcal{C}_{i+1}$  is the outer cycle of  $G^w$  and  $G^w$  is an induced subgraph of  $G$ . Property (P4) is also satisfied by  $G_{i+1}$ . Namely, the vertices of  $G_i$  lie in  $\mathcal{H}_i \subset \mathcal{H}_{i+1}$ , by Property (P4) of  $G_i$ . Further,  $w$  lies in the interior of  $\mathcal{H}_{i+1}$ , since  $u$  is not  $\uparrow$ -connected and by Lemma 5, and all the vertices of  $G_{i+1}$  lie in the convex hull of  $\{w\} \cup V(\mathcal{C}_i)$ . Finally,  $G_{i+1}$  is biconnected and internally-triangulated, by Property 1.

By Property (P1), for some  $k \leq n - 3$ , we have that  $G_k$  contains  $n$  vertices, that is,  $G_k = G$ . By Property (P4), the  $y$ -extent  $Y$  of  $\Delta$  is smaller than  $\delta \cdot \left(\frac{3}{\lambda}\right)^n$ . By Lemma 2, the  $x$ -extent  $X$  of  $\Delta$  is smaller than  $\frac{\delta}{r} \cdot \left(\frac{3}{\lambda}\right)^n$ . The largest distance between two separated geometric objects in  $\Gamma$  is then smaller than  $X + Y < \delta \cdot \left(\frac{3}{\lambda}\right)^n \cdot \left(1 + \frac{1}{r}\right) < \frac{2\delta}{r} \cdot \left(\frac{3}{\lambda}\right)^n$ . The resolution of  $\Gamma$  is larger than or equal to the ratio between  $\delta$  and the upper bound on the largest distance between two





**Fig. 4.** The graph  $G_n$  in the proof of Theorem 2.

separated geometric objects in  $\Gamma$  obtained above. This ratio is  $\frac{r}{2} \cdot \left(\frac{\lambda}{3}\right)^n$ , which is indeed the bound in Theorem 1. By Property 2, we have that  $\frac{r}{2} \cdot \left(\frac{\lambda}{3}\right)^n \in r \cdot \lambda^{O(n)}$ .

## 4 Upper Bound on the Resolution of F-Drawings

In this section, we prove Theorem 2. The theorem is proved by analyzing a class of graphs introduced by Eades and Garvan [14] and depicted in Figure 4. Consider any values  $0 < \lambda \leq \frac{1}{4}$  and  $0 < r \leq \frac{\sqrt{3}}{2}$ . We remark that these upper bounds on  $\lambda$  and  $r$  follow by Properties 2 and 3. Let  $\Delta$  be the triangle with vertices  $u := (0, 0.5)$ ,  $v := (0, -0.5)$ , and  $z := (r, 0)$ ; note that the resolution of  $\Delta$  is  $r$ . Further, let  $v_0 := z$  and let  $\Lambda$  be the coefficient matrix such that  $\lambda_{v_i v_{i+1}} = \lambda$ , for  $i = 1, \dots, n-4$ ,  $\lambda_{v_{i+1} v_i} = \lambda$ , for  $i = 0, \dots, n-4$ ,  $\lambda_{v_i u} = \lambda_{v_i v} = 0.5 - \lambda$ , for  $i = 1, \dots, n-4$ , and  $\lambda_{v_{n-3} u} = \lambda_{v_{n-3} v} = 0.5 - \lambda/2$ .

Easy calculations show that  $y(v_i) = 0$ , for  $i = 1, \dots, n-3$ . By Equation 1 and since  $x(u) = x(v) = 0$ , for  $i = 1, \dots, n-4$  we have  $x(v_i) = \lambda \cdot x(v_{i-1}) + \lambda \cdot x(v_{i+1})$ . By the planarity of the drawing  $(\Lambda, \Delta)$ , we have  $x(v_{i+1}) < x(v_i)$ , for  $i = 0, \dots, n-4$ . By  $x(v_i) = \lambda \cdot x(v_{i-1}) + \lambda \cdot x(v_{i+1})$  and  $x(v_{i+1}) < x(v_i)$ , we get  $x(v_i) \leq \lambda \cdot x(v_{i-1}) + \lambda \cdot x(v_i)$ , hence  $x(v_i) \leq \frac{\lambda}{1-\lambda} \cdot x(v_{i-1})$ . By repeatedly using this, we get  $x(v_{n-4}) \leq x(v_0) \cdot \left(\frac{\lambda}{1-\lambda}\right)^{n-4} = r \cdot \left(\frac{\lambda}{1-\lambda}\right)^{n-4}$ , which is in  $r \cdot \lambda^{\Omega(n)}$ . Hence, the distance between  $v_{n-4}$  and  $(u, v)$  is in  $r \cdot \lambda^{\Omega(n)}$ . Theorem 2 then follows from the fact that the largest distance between any two separated geometric objects in the drawing is 1.

## 5 Lower Bound on the Resolution of FG-Morphs

In this section, we prove Theorem 3. Given  $\Gamma_0$  and  $\Gamma_1$ , we first compute coefficient matrices  $\Lambda_0$  and  $\Lambda_1$  such that  $\Gamma_0 = (\Lambda_0, \Delta)$ , such that  $\Gamma_1 = (\Lambda_1, \Delta)$ , and such that the smallest positive coefficient in each of  $\Lambda_0$  and  $\Lambda_1$  is “not too small”.

**Lemma 8.** *Let  $\Gamma$  be a planar straight-line drawing of an  $n$ -vertex maximal plane graph  $G$ , let  $\Delta$  be the triangle delimiting the outer face of  $\Gamma$ , and let  $r$  be the resolution of  $\Gamma$ . There exists a coefficient matrix  $\Lambda$  such that  $\Gamma = (\Lambda, \Delta)$  and such that the smallest positive coefficient in  $\Lambda$  is larger than  $r/n$ .*

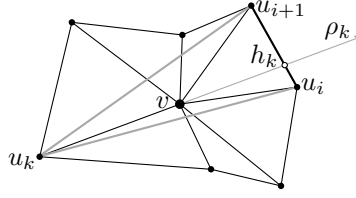


Fig. 5. Illustration for the proof of Lemma 8.

**Proof:** We employ and analyze a method proposed by Floater and Gotsman [18, Section 5]; refer to Figure 5. Consider any internal vertex  $v$  of  $G$  and let  $u_0, \dots, u_{d-1}$  be the clockwise order of the neighbors of  $v$  in  $G$ . In the following, consider indices modulo  $d$ . For  $k = 0, \dots, d-1$ , shoot a ray  $\rho_k$  starting at  $u_k$  and passing through  $v$ ; this hits either a vertex  $u_i$  or the interior of an edge  $(u_i, u_{i+1})$ . We have  $v = \mu_{k,k} \cdot u_k + \mu_{i,k} \cdot u_i + \mu_{i+1,k} \cdot u_{i+1}$ , for some  $\mu_{k,k} > 0$ ,  $\mu_{i,k} > 0$ ,  $\mu_{i+1,k} \geq 0$ . For every  $j \notin \{i, i+1, k\}$ , set  $\mu_{j,k} = 0$ . After all the values  $\mu_{j,k}$  have been computed, let  $\lambda_{vu_k} = \frac{1}{d} \sum_{j=0, \dots, d-1} \mu_{k,j}$ , for  $k = 0, \dots, d-1$ . Let  $\delta$  (let  $D$ ) be smallest (resp. largest) distance between two separated geometric objects in  $\Gamma$ . In order to prove  $\lambda_{vu_k} > r/n$ , it suffices to prove  $\mu_{k,k} \geq r$ ; indeed,  $\lambda_{vu_k} \geq \mu_{k,k}/d > \mu_{k,k}/n$ . Let  $h_k$  be the intersection point between  $\rho_k$  and  $(u_i, u_{i+1})$ . Then  $\mu_{k,k} = \frac{|u_k v|}{|u_k h_k|}$ . Further, since  $(u_k, v)$  is an edge of  $G$ , we have that  $|u_k v| \geq \delta$ . Finally,  $|u_k h_k| \leq D$ , since  $|u_k h_k| \leq d_\Gamma(u_k, (u_i, u_{i+1}))$ . Hence  $\mu_{k,k} \geq \delta/D = r$  and  $\lambda_{vu_k} > r/n$ .  $\square$

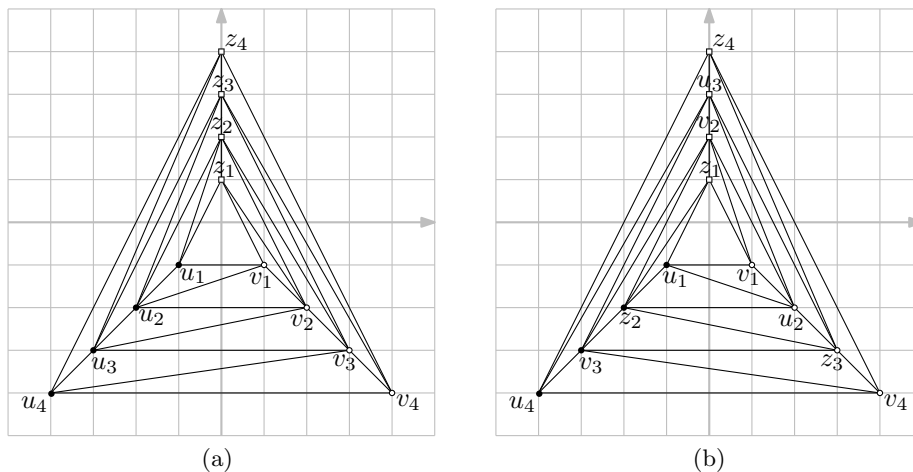
The proof of Theorem 3 is as follows. For  $i = 0, 1$ , let  $r_i$  be the resolution of  $\Gamma_i$ . As in Lemma 8, compute a coefficient matrix  $A_i$  such that  $\Gamma_i = (A_i, \Delta)$  and such that the smallest positive coefficient in  $A_i$  is larger than  $r_i/n \geq r/n$ . Let  $\mathcal{M} = \{\Gamma_t = (A_t, \Delta) : t \in [0, 1]\}$  be the FG-morph between  $\Gamma_0$  and  $\Gamma_1$  such that, for any  $t \in [0, 1]$ ,  $A_t = (1-t) \cdot A_0 + t \cdot A_1$ . For any edge  $(u, v)$  of  $G$  where  $u \in \mathcal{I}_G$ , we have  $\lambda_{uv}^t = (1-t) \cdot \lambda_{uv}^0 + t \cdot \lambda_{uv}^1 \geq (1-t) \cdot r/n + t \cdot r/n = r/n$ . By Theorem 1, the resolution of  $\Gamma_t$  is in  $(r/n)^{O(n)}$ . This concludes the proof of Theorem 3.

## 6 Upper Bound on the Resolution of FG-Morphs

In this section, we prove Theorem 4. We employ a triangulated “nested triangles graph” (see, e.g., [12,19]). Let  $k = n/3$  and observe that  $k$  is an integer. Then  $G$  consists of (refer to Fig. 6) the 3-cycles  $(u_i, v_i, z_i)$ , for  $i = 1, \dots, k$ , the paths  $(u_1, \dots, u_k)$ ,  $(v_1, \dots, v_k)$ , and  $(z_1, \dots, z_k)$ , and the edges  $(u_i, z_{i+1})$ ,  $(z_i, v_{i+1})$ , and  $(v_i, u_{i+1})$ , for  $i = 1, \dots, k-1$ . The outer cycle of  $G$  is  $(u_k, v_k, z_k)$ . The planar straight-line drawings  $\Gamma_0$  and  $\Gamma_1$  of  $G$  for the proof of the theorem are depicted in Fig. 6(a) and Fig. 6(b), respectively.

The construction clearly satisfies Property (R1).

We prove Property (R2). For  $i = 0, 1$ , the drawing  $\Gamma_i$  lies on an  $O(n) \times O(n)$  grid, hence the largest distance between any two separated geometric objects is



**Fig. 6.** The graph  $G$  in the proof of Theorem 4 (with  $n = 12$ ). (a) shows  $\Gamma_0$  and (b) shows  $\Gamma_1$ .

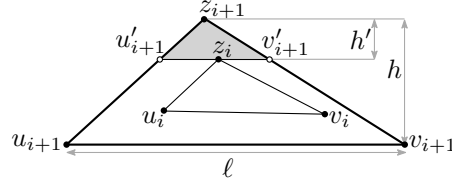
in  $O(n)$ . By Lemma 3, the smallest distance between any two separated geometric objects is the one between a vertex  $v$  and an edge  $e$ . By Pick's theorem, the area of the triangle  $T$  defined by  $v$  and  $e$  is at least 0.5. Since the length of  $e$  is in  $O(n)$ , the height of  $T$  with respect to  $e$ , which is with the distance between  $v$  and  $e$ , is in  $\Omega(1/n)$ .

We prove Property (R3). To do that, we first show the following.

**Claim 1** For any coefficient matrices  $\Lambda_0$  and  $\Lambda_1$  such that  $\Gamma_0 = (\Lambda_0, \Delta)$  and  $\Gamma_1 = (\Lambda_1, \Delta)$ , and for any  $i = 2, \dots, k-1$ , we have  $\lambda_{u_i u_{i+1}}^0 > 0.5$ ,  $\lambda_{v_i v_{i+1}}^0 > 0.5$ ,  $\lambda_{z_i z_{i+1}}^0 > 0.5$ ,  $\lambda_{u_i z_{i+1}}^1 > 0.5$ ,  $\lambda_{v_i u_{i+1}}^1 > 0.5$ , and  $\lambda_{z_i v_{i+1}}^1 > 0.5$ .

**Proof:** We prove that, for any coefficient matrix  $\Lambda_0$  such that  $\Gamma_0 = (\Lambda_0, \Delta)$ , we have  $\lambda_{z_i z_{i+1}}^0 > 0.5$ . The other proofs are analogous. By Equation 2, we have that  $y(z_i) = \sum_{w \in \mathcal{N}(z_i)} \lambda_{z_i w}^0 \cdot y(w)$ , where  $\mathcal{N}(z_i) = \{u_i, v_i, z_{i-1}, z_{i+1}, u_{i-1}, v_{i+1}\}$ . Since the coefficients  $\lambda_{z_i w}^0$  with  $w \in \mathcal{N}(z_i)$  are all positive and since the values  $y(u_i)$ ,  $y(v_i)$ ,  $y(u_{i-1})$ , and  $y(v_{i+1})$  are all smaller than  $y(z_{i-1}) = i-1$ , we get  $y(z_i) = i < (\lambda_{z_i u_i}^0 + \lambda_{z_i v_i}^0 + \lambda_{z_i u_{i-1}}^0 + \lambda_{z_i v_{i+1}}^0 + \lambda_{z_i z_{i-1}}^0) \cdot (i-1) + \lambda_{z_i z_{i+1}}^0 \cdot (i+1)$ . From this, it follows that  $\lambda_{z_i z_{i+1}}^0 > \lambda_{z_i u_i}^0 + \lambda_{z_i v_i}^0 + \lambda_{z_i u_{i-1}}^0 + \lambda_{z_i v_{i+1}}^0 + \lambda_{z_i z_{i-1}}^0$ , which gives us  $\lambda_{z_i z_{i+1}}^0 > 0.5$ , given that  $\sum_{w \in \mathcal{N}(z_i)} \lambda_{z_i w}^0 = 1$ .  $\square$

Consider now any coefficient matrices  $\Lambda_0$  and  $\Lambda_1$  such that  $\Gamma_0 = (\Lambda_0, \Delta)$  and  $\Gamma_1 = (\Lambda_1, \Delta)$ , and the FG-morph  $\mathcal{M} = \{\Gamma_t = (\Lambda_t, \Delta) : t \in [0, 1]\}$ . We will prove that the resolution of  $\Gamma_{0.5}$  is exponentially small. By Claim 1, we have  $\lambda_{u_i u_{i+1}}^0 > 0.5$  and  $\lambda_{u_i z_{i+1}}^1 > 0.5$ . This, together with  $\lambda_{u_i u_{i+1}}^{0.5} = 0.5 \cdot \lambda_{u_i u_{i+1}}^0 + 0.5 \cdot \lambda_{u_i z_{i+1}}^1$  and  $\lambda_{u_i z_{i+1}}^{0.5} = 0.5 \cdot \lambda_{u_i z_{i+1}}^0 + 0.5 \cdot \lambda_{u_i z_{i+1}}^1$ , implies that  $\lambda_{u_i u_{i+1}}^{0.5} > 0.25$  and  $\lambda_{u_i z_{i+1}}^{0.5} > 0.25$ . Analogously,  $\lambda_{v_i v_{i+1}}^{0.5} > 0.25$ ,  $\lambda_{v_i u_{i+1}}^{0.5} > 0.25$ ,  $\lambda_{z_i z_{i+1}}^{0.5} > 0.25$ , and  $\lambda_{z_i v_{i+1}}^{0.5} > 0.25$ .



**Fig. 7.** Triangles  $\Delta_i$ ,  $\Delta_{i+1}$ , and  $\Delta'_{i+1}$  (which is gray).

Denote by  $\mathcal{A}(T)$  the area of a triangle  $T$ . Let  $\Delta_i$  and  $\Delta_{i+1}$  be the triangles  $(u_i, v_i, z_i)$  and  $(u_{i+1}, v_{i+1}, z_{i+1})$ , respectively, in  $\Gamma_{0.5}$ . We show that  $\mathcal{A}(\Delta_i)$  is a constant fraction of  $\mathcal{A}(\Delta_{i+1})$ , which implies the exponential upper bound. Refer to Figure 7. Assume, w.l.o.g., that the longest side  $s$  of  $\Delta_{i+1}$  connects  $u_{i+1}$  and  $v_{i+1}$ . Let  $\ell$  be its length and let  $h$  be the height of  $\Delta_{i+1}$  with respect to  $s$ . By Lemma 1, we can assume that the  $x$ -axis passes through  $s$  and that  $z_{i+1}$  lies above  $s$ . Now consider the vertex  $t$  of  $\Delta_i$  with the highest  $y$ -coordinate. We have that  $t$  is either  $z_i$  or  $u_i$ . Assume that  $t = z_i$ , as the other case is analogous.

We bound  $y(z_i)$  in terms of  $y(z_{i+1})$ . By Equation 2, in  $\Gamma_{0.5}$  we have  $y(z_i) = \sum_{w \in \mathcal{N}(z_i)} \lambda_{z_i w}^{0.5} \cdot y(w)$ , where  $\mathcal{N}(z_i) = \{u_i, v_i, z_{i-1}, z_{i+1}, u_{i-1}, v_{i+1}\}$ . Since  $z_i$  is the highest vertex of  $\Delta_i$ , every neighbor of  $z_i$  different from  $z_{i+1}$  lies below  $z_i$  (possibly  $u_i$  lies on the same horizontal line as  $z_i$ ). Hence,  $y(z_i) < (\lambda_{z_i u_i}^{0.5} + \lambda_{z_i v_i}^{0.5} + \lambda_{z_i z_{i-1}}^{0.5} + \lambda_{z_i u_{i-1}}^{0.5}) \cdot y(z_i) + \lambda_{z_i z_{i+1}}^{0.5} \cdot y(z_{i+1}) + \lambda_{z_i v_{i+1}}^{0.5} \cdot y(v_{i+1})$ . Since  $y(v_{i+1}) = 0$ , this is  $y(z_i) < \frac{\lambda_{z_i z_{i+1}}^{0.5}}{1 - (\lambda_{z_i u_i}^{0.5} + \lambda_{z_i v_i}^{0.5} + \lambda_{z_i z_{i-1}}^{0.5} + \lambda_{z_i u_{i-1}}^{0.5})} \cdot y(z_{i+1})$ . Since  $\lambda_{z_i v_{i+1}}^{0.5} > 0.25$ , we have  $\lambda_{z_i z_{i+1}}^{0.5} + \lambda_{z_i u_i}^{0.5} + \lambda_{z_i v_i}^{0.5} + \lambda_{z_i z_{i-1}}^{0.5} + \lambda_{z_i u_{i-1}}^{0.5} < 0.75$ . Hence, by setting  $\rho := \lambda_{z_i u_i}^{0.5} + \lambda_{z_i v_i}^{0.5} + \lambda_{z_i z_{i-1}}^{0.5} + \lambda_{z_i u_{i-1}}^{0.5}$ , we get that  $y(z_i) < \frac{0.75 - \rho}{1 - \rho} \cdot y(z_{i+1})$ , where  $\rho \in (0, 1)$ . As the function  $f(\rho) := \frac{0.75 - \rho}{1 - \rho}$  decreases as  $\rho$  increases over the interval  $(0, 1)$ , we get that  $\frac{0.75 - \rho}{1 - \rho} < 0.75$  and hence  $y(z_i) < 0.75 \cdot y(z_{i+1})$  in  $\Gamma_{0.5}$ .

Consider a horizontal line through  $z_i$  and let  $u'_{i+1}$  and  $v'_{i+1}$  be its intersection points with  $\overline{z_{i+1}u_{i+1}}$  and  $\overline{z_{i+1}v_{i+1}}$ , respectively. Let  $\Delta'_{i+1}$  be the triangle with vertices  $z_{i+1}$ ,  $u'_{i+1}$ , and  $v'_{i+1}$ . Since  $y(z_i) < 0.75 \cdot y(z_{i+1})$ , the height  $h'$  of  $\Delta'_{i+1}$  with respect to  $\overline{u_{i+1}v_{i+1}}$  is larger than  $0.25 \cdot h$ . By the similarity of  $\Delta_{i+1}$  and  $\Delta'_{i+1}$ , the length  $\ell'$  of  $\overline{u'_{i+1}v'_{i+1}}$  is larger than  $0.25 \cdot \ell$ . Hence,  $\mathcal{A}(\Delta'_{i+1}) = h' \cdot \ell' / 2 \geq 0.0625 \cdot \mathcal{A}(\Delta_{i+1})$ . Since the interiors of  $\Delta_i$  and  $\Delta'_{i+1}$  are disjoint,  $\mathcal{A}(\Delta_i) \leq \mathcal{A}(\Delta_{i+1}) - \mathcal{A}(\Delta'_{i+1}) \leq 0.9375 \cdot \mathcal{A}(\Delta_{i+1})$ . As this holds for  $i = 2, \dots, k-1$ , we have that  $\mathcal{A}(\Delta_2) / \mathcal{A}(\Delta_k)$  is in  $1/2^{\Omega(n)}$ . This bound directly transfers to the resolution of  $\Gamma_{0.5}$ . This concludes the proof of Theorem 4.

## 7 Conclusions and Open Problems

We studied the resolution of popular algorithms for the construction of planar straight-line graph drawings and morphs. With a focus on maximal plane graphs, we discussed the resolution of the drawing algorithm by Floater [15], which is

a broad generalization of Tutte’s algorithm [29], and of the morphing algorithm by Floater and Gotsman [18]. Many problems are left open by our research.

1. The lower bounds on the resolution of F-drawings and FG-morphs presented in Theorems 1 and 3 apply to maximal plane graphs. A major objective is to extend such bounds to 3-connected plane graphs.
2. The lower bound on the resolution of F-drawings presented in Theorem 1 is tight, by Theorem 2. However, when applied to T-drawings, the bounds in such theorems do not coincide. Namely, Theorem 1 gives an  $r/n^{O(n)} \subseteq r/2^{O(n \log n)}$  lower bound (as the smallest positive term  $\lambda$  of a coefficient matrix is in  $1/\Omega(n)$  for graphs with maximum degree in  $\Omega(n)$ ), while Theorem 2 gives an  $r/2^{\Omega(n)}$  upper bound (as every internal vertex of the graph in the proof of the theorem has degree in  $\Theta(1)$ , and hence every element of the coefficient matrix is in  $\Theta(1)$ ). We find it interesting to close this gap.
3. The lower and upper bounds for the resolution of FG-morphs in Theorems 3 and 4 also leave a gap. First, the dependency on  $n$  in the lower bound is  $1/2^{O(n \log n)}$ , while the one in the upper bound is  $1/2^{\Omega(n)}$ . Second, the resolution  $r$  of the input drawings appears in the exponential lower bound of Theorem 3, while it does not appear in the exponential upper bound of Theorem 4; while it is clear that a dependency on  $r$  is needed, it is not clear to us whether  $r$  should be part of the exponential function.

## References

1. Alexa, M.: Recent advances in mesh morphing. *Computer Graphics Forum* **21**(2), 173–196 (2002)
2. Bárány, I., Rote, G.: Strictly convex drawings of planar graphs. *Documenta Mathematica* **11**, 369–391 (2006)
3. Barrera-Cruz, F., Borrazzo, M., Da Lozzo, G., Di Battista, G., Frati, F., Patrignani, M., Roselli, V.: How to morph a tree on a small grid. In: Friggstad, Z., Sack, J., Salavatipour, M.R. (eds.) (WADS ’19). LNCS, vol. 11646, pp. 57–70. Springer (2019)
4. Barrera-Cruz, F., Haxell, P.E., Lubiw, A.: Morphing Schnyder drawings of planar triangulations. *Discrete & Computational Geometry* **61**, 161–184 (2019)
5. Chambers, E.W., Eppstein, D., Goodrich, M.T., Löffler, M.: Drawing graphs in the plane with a prescribed outer face and polynomial area. *Journal of Graph Algorithms and Applications* **16**(2), 243–259 (2012)
6. Chrobak, M., Goodrich, M.T., Tamassia, R.: Convex drawings of graphs in two and three dimensions (preliminary version). In: Whitesides, S. (ed.) SoCG ’96. pp. 319–328. ACM (1996)
7. Da Lozzo, G., Di Battista, G., Frati, F., Patrignani, M., Roselli, V.: Upward planar morphs. *Algorithmica* **82**(10), 2985–3017 (2020)
8. de Fraysseix, H., Pach, J., Pollack, R.: How to draw a planar graph on a grid. *Combinatorica* **10**(1), 41–51 (1990)
9. Demaine, E.D., Schulz, A.: Embedding stacked polytopes on a polynomial-size grid. *Discrete & Computational Geometry* **57**(4), 782–809 (2017)
10. Di Battista, G., Eades, P., Tamassia, R., Tollis, I.G.: *Graph Drawing: Algorithms for the Visualization of Graphs*. Prentice-Hall (1999)

11. Di Battista, G., Frati, F.: From Tutte to Floater and Gotsman: On the resolution of planar straight-line drawings and morphs. *CoRR* **abs/2108.09483** (2021)
12. Dolev, D., Leighton, F.T., Trickey, H.: Planar embedding of planar graphs. *Advances in Computing Research* **2** (1984)
13. Eades, P.: A heuristic for graph drawing. *Congressus Numerantium* **42**(11), 149–160 (1984)
14. Eades, P., Garvan, P.: Drawing stressed planar graphs in three dimensions. In: Brandenburg, F. (ed.) *GD '95*. LNCS, vol. 1027, pp. 212–223. Springer (1995)
15. Floater, M.S.: Parametrization and smooth approximation of surface triangulations. *Computer Aided Geometric Design* **14**(3), 231–250 (1997)
16. Floater, M.S.: Parametric tilings and scattered data approximation. *International Journal of Shape Modeling* **4**(3-4), 165–182 (1998)
17. Floater, M.S.: Mean value coordinates. *Computer Aided Geometric Design* **20**(1), 19–27 (2003)
18. Floater, M.S., Gotsman, C.: How to morph tilings injectively. *Journal of Computational and Applied Mathematics* **101**(1), 117–129 (1999)
19. Frati, F., Patrignani, M.: A note on minimum-area straight-line drawings of planar graphs. In: Hong, S., Nishizeki, T., Quan, W. (eds.) *GD '07*. LNCS, vol. 4875, pp. 339–344. Springer (2007)
20. Gortler, S.J., Gotsman, C., Thurston, D.: Discrete one-forms on meshes and applications to 3d mesh parameterization. *Computer Aided Geometric Design* **23**(2), 83–112 (2006)
21. Groiss, L., Jüttler, B., Mokriss, D.: 27 variants of tutte’s theorem for plane near-triangulations and an application to periodic spline surface fitting. *Computer Aided Geometric Design* **85**, 101975 (2021)
22. Ilinkin, I.: Visualization of Floater and Gotsman’s morphing algorithm. In: Cheng, S., Devillers, O. (eds.) *SoCG '14*. pp. 94–95. ACM (2014)
23. Kobourov, S.G.: Force-directed drawing algorithms. In: Tamassia, R. (ed.) *Handbook on Graph Drawing and Visualization*, pp. 383–408. Chapman and Hall/CRC (2013)
24. Linial, N., Lovász, L., Wigderson, A.: Rubber bands, convex embeddings and graph connectivity. *Combinatorica* **8**(1), 91–102 (1988)
25. Mor, A.R., Rote, G., Schulz, A.: Small grid embeddings of 3-polytopes. *Discrete & Computational Geometry* **45**(1), 65–87 (2011)
26. Schnyder, W.: Embedding planar graphs on the grid. In: Johnson, D.S. (ed.) *SODA '90*. pp. 138–148. SIAM (1990)
27. Siu, A.M.K., Wan, A.S.K., Lau, R.W.H., Ngo, C.: Trifocal morphing. In: Banissi, E., Börner, K., Chen, C., Clapworthy, G., Maple, C., Lobben, A., Moore, C.J., Roberts, J.C., Ursyn, A., Zhang, J.J. (eds.) *IV '03*. pp. 24–29. IEEE (2003)
28. Surazhsky, V., Gotsman, C.: Controllable morphing of compatible planar triangulations. *ACM Trans. Graph.* **20**(4), 203–231 (2001)
29. Tutte, W.T.: How to draw a graph. *Proceedings of the London Mathematical Society* **3**(13), 743–767 (1963)
30. de Verdière, É.C., Pocchiola, M., Vegter, G.: Tutte’s barycenter method applied to isotopies. *Computational Geometry: Theory and Applications* **26**(1), 81–97 (2003)
31. Weiss, V., Andor, L., Renner, G., Várady, T.: Advanced surface fitting techniques. *Computer Aided Geometric Design* **19**(1), 19–42 (2002)