

# Dual-Neighborhood Deep Fusion Network for Point Cloud Analysis

Guoquan Xu<sup>1</sup> Hezhi Cao<sup>2</sup> Yifan Zhang<sup>1</sup> Jianwei Wan<sup>1</sup> Ke Xu<sup>1</sup> Yanxin Ma<sup>1\*</sup>

<sup>1</sup>National University of Defense Technology, China

<sup>2</sup>University of Science and Technology of China, China

<sup>1</sup>xuguoquan19@nudt.edu.cn

## Abstract

Convolutional neural network has made remarkable achievements in classification of idealized point cloud, however, non-idealized point cloud classification is still a challenging task. In this paper, DNDFN, namely, Dual-Neighborhood Deep Fusion Network, is proposed to deal with this problem. DNDFN has two key points. One is combination of local neighborhood and global neighborhood.  $K$  nearest neighbor (kNN) or ball query can capture the local neighborhood but ignores long-distance dependencies. A trainable neighborhood learning method called TN-Learning is proposed, which can capture the global neighborhood. TN-Learning is combined with them to obtain richer neighborhood information. The other is information transfer convolution (IT-Conv) which can learn the structural information between two points and transfer features through it. Extensive experiments on idealized and non-idealized benchmarks across four tasks verify DNDFN achieves the state of the arts.

## Introduction

In recent years, 3D point cloud analysis has received a lot of attention because of the disclosure of many datasets. 3D point cloud classification is one of the hot research directions, which has very important application value in many fields [1][2]. Thus, the approaches to effectively and efficiently processing 3D point clouds are in critical needs and researchers have proposed many innovative approaches and achieved exciting results.

Previous studies can be roughly divided into three categories. The first is to project 3D point clouds into 2D space such that 2D convolutions can be adopted [3][4][5][6][7][8]. Projection can cause information loss, and it often requires a large number of views to obtain better performance. In practical applications, there is often only one view.

The second is to place the 3D point cloud in a regular 3D grid and then classic convolutional neural network (CNN) can be employed [9][10][11]. However, this kind of methods induce a loss of information, excessive consumption of memory and high computation cost.

In contrast to above two categories of methods, the current mainstream methods aim to deal with point clouds directly. As a pioneering work, PointNet [12] proposed to learn the spatial encodings of points by combining Multi-Layer Perceptron (MLP) [13] and global aggregation. Then, as a follow-up work, PointNet++ [14] explored local structure information aggregation to improve the network. However, all points were processed with the same MLP, which still limits the feature representation ability of the network. Therefore, most recent works have attempted to design operations similar to convolution to capture spatial correlation [15][16][17][18][19][20][21]. Some of them connected the point set into a graph for message passing [22][23], and they are the inspiration for our approach. In this paper, IT-Conv is proposed. It can learn the information of edge between two points, and take it as the carrier of message passing.

As mentioned above, some methods have put points into the graph for information transmission. There is an obvious problem here: 3D point cloud is unstructured data and there is no graph structure. The common method is to get the neighborhood of the center point through kNN or ball query, and think that the neighborhood points are connected with the center point, so as to form a graph. However, these two methods are essentially based on distance relationship and only focus on local information. Hence, a global neighborhood construction method TN-Learning is proposed as a supplement. In addition, a feature fusion network is designed to fuse the features of local neighborhood and global neighborhood.

Recently, transformer has become a new research hotspot. Some efforts have tried to introduce it into the task of point cloud classification, and achieved excellent results[24][25]. One of its key points is the self-attention mechanism. The

essence of self-attention mechanism is to screen out more important information. This idea is also used for reference in the design of global neighborhood.

The above works have achieved great success on idealized data sets, but when applied to real-world datasets, the performance may not be good enough. Our method overcomes this problem and performs well not only on idealized datasets, but also on real-world datasets.

Our contributions are summarized as follows:

- An effectively and efficiently convolution operation is designed, *i.e.*, IT-Conv. It can transfer information on the edge of learning;
- A global neighborhood learning method is proposed, *i.e.*, TN-Learning. It can adaptively search the global neighborhood as a supplement to kNN or ball query to improve the performance of the network;
- A dual neighborhood feature extraction network structure is designed to extract features from global neighborhood and local neighborhood respectively, and the features are combined to improve the representation ability of the network.
- Extensive experiments on challenging benchmarks across four tasks including real-world benchmarks demonstrate DNDFN achieves the state of the arts

## Related Work

### Point-based deep learning

PointNet [12] pioneered point cloud learning by using MLP, max-pooling and rigid transformations to ensure invariance under permutations and rotation. Subsequently, PointNet++ [14] used ball query grouping and hierarchical PointNet to capture local structures. Inspired by them, subsequent works have aimed to design convolution operations on point clouds. DGCNN [23] designed EdgeConv which captures similar local shapes by learning point relation in a high-dimensional feature space. However, this relation could be unreliable in some cases. Moreover, DGCNN recalculated the nearest point through kNN at each layer to obtain the dynamic graph. A parametric continuous convolution has been proposed in [26] and it computed relation among points. RS-CNN [15] proposed RS-Conv, a learn-from-relation convolution operator. RS-Conv learned a high-level relation expression from geometric priors in 3D space. It can explicitly encode geometric relation of points, thus resulting in much shape awareness and robustness. PConv [27] proposed a position adaptive convolution operation with dynamic kernel assembling. PConv designed the convolution kernel by dynamically assembling basic weight matrices stored in Weight Bank. The coefficients of the weight matrices can be learned adaptively from point positions.

## Transformer and self-attention mechanism

Although originally employed in natural language processing (NLP) and image processing, transformer is very suitable for point cloud processing. This is because the self-attention operation is permutation invariant, which just meets the needs of unstructured, disordered point cloud data with irregular domain [25]. Self-attention mechanism has achieved impressive success in the field of natural language understanding and image processing. Inspired by this success, some works have extended self-attention networks to 3D point cloud processing. Point Transformer [24] constructed self-attention networks with self-attention layers.

### Neighborhood selection

The most commonly used neighborhood selection methods are kNN and ball query [12]. The former takes the  $k$  points closest to the center point as the neighborhood and the latter finds all points that are within a radius to the query point. In order to avoid too many neighbors, ball query often sets an upper limit of  $k$ . Random Picking in the ball (Random-PIB) is used in RS-CNN [15]. A multi-directional search method has been proposed in [28]. It divided the ball into  $k$  bins according to azimuth. In each bin,  $m$  points closest to the center point have been taken as neighborhood. If there are not enough points in the bin, copy the center point. This method ensures that the neighborhood points come from different directions, so the local shape can be better represented. However, the above methods are essentially based on distance relationship and focus on local structure information. Thus TN-Learning is proposed to supplement the global structure information in this paper.

### Fusion network

Fusion Network is an efficient network type and can be divided into two categories: feature fusion and decision fusion. DPDFN [29] learned the global and local features of human face through GMN and LRN sub networks respectively and is a decision fusion network. [30] proposed to aggregate point features and voxel features respectively through two branches. PointFusion [31] extracted 3D point cloud features and RGB features respectively through PointNet [12] and ResNet [32], and then fused the two types of features. Inspired by these works, a feature fusion network which can extract local structure information and global structure information by two branches is designed in this paper.

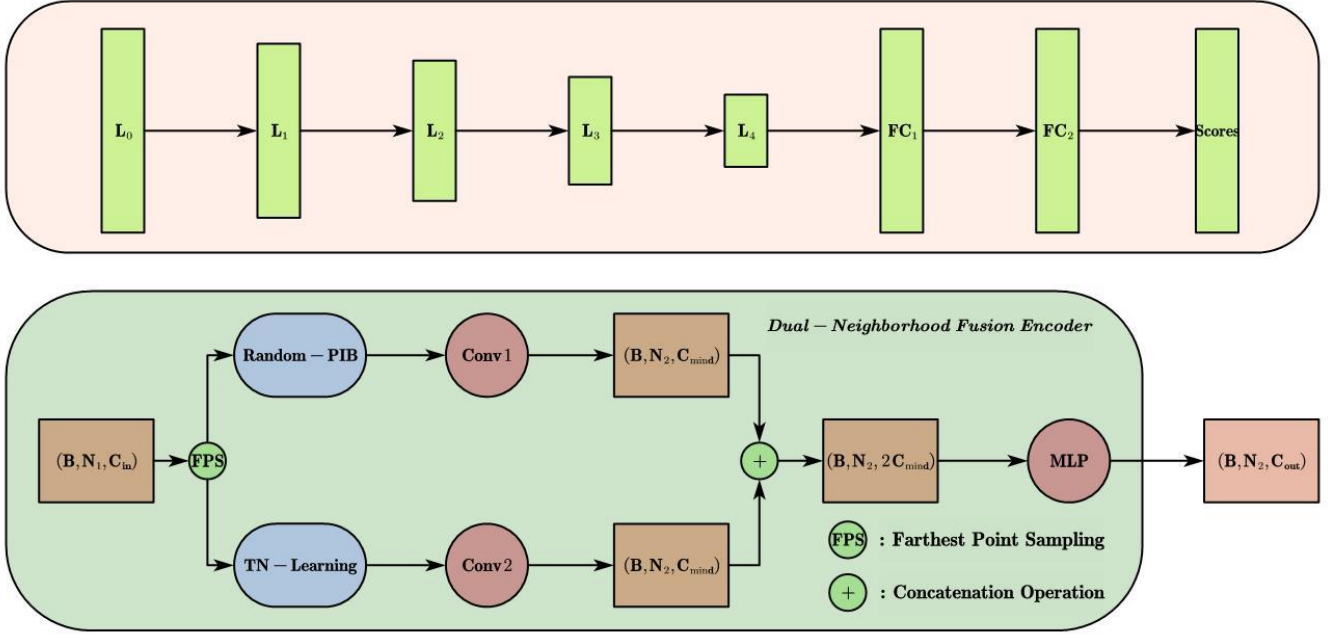


Figure 1. The classification network of DNDFN. DNDFN has four convolution layers and two full connected layers. RS-Conv is employed with Random-PIB in the first layer. Then, Dual-Neighborhood Fusion Encoder is applied to the last three layers. Conv1 corresponds to the convolution operation of formula (3), while Conv2 corresponds to formula (5). The features of the two branches are directly merged together.

## Method

The cores of DPDFN are TN-Learning, IT-Conv and fusion network. TN-Learning adaptively searches the global neighborhood and then IT-Conv is responsible for transmitting information between center point and its neighbors. Finally, local features and global features are fused by fusion network. This section will introduce the design methods of these three points one by one.

### TN-Learning

Given a point cloud  $X = \{x_i | i = 1, 2, \dots, N\} \in \mathbb{R}^{N \times 3}$ , and it has features  $F = \{f_i | i = 1, 2, \dots, N\} \in \mathbb{R}^{N \times C}$ .  $N$  is the number of points and  $C$  is the dimension of features. Sampling point  $p_i$  as the center point and it has  $k$  neighbors  $\mathcal{N}(x_i)$ . These neighbors are divided into local neighbors  $\mathcal{N}_{loc}(x_i)$  and global neighbors  $\mathcal{N}_{glo}(x_i)$ .  $\mathcal{N}_{loc}(x_i)$  can be obtained by kNN or ball query or other variants. Random-PIB is chosen in this paper.  $\mathcal{N}_{glo}(x_i)$  can be generated by TN-Learning. TN-Learning can learn relationship coefficients between points and this process can be formulated as:

$$\varepsilon_{ij} = \langle \phi(f_i), \phi(f_j) \rangle \quad (1)$$

where  $\varepsilon_{ij}$  is the relationship coefficient between  $x_i$  and  $x_j$ . Operation  $\phi$  is to learn the descriptors of features and can be described as follows:

$$\phi(f_i) = \Pi(\sigma(\Theta(f_i))) \quad (2)$$

where both  $\Pi$  and  $\Theta$  are mapping function and implemented with MLP.  $\sigma$  is the activation function LeakyReLU. The relationship coefficients between other points and the center point can be obtained by formula (1). The coefficients represent the strength of the relationships, and  $k$  points with the strongest relationships can be selected as neighbors.

### IT-Conv

After TN-Learning and Random-PIB define the adjacency relationship, the next step is the information interaction between points. An information transfer convolution IT-Conv is designed as follows:

$$f_i' = \alpha(\mathcal{A}(\{\Phi(f_j - f_i) \cdot f_j, \forall x_j \in \mathcal{N}(x_i)\})) \quad (3)$$

where  $\alpha$  is a nonlinear activator and  $\mathcal{A}$  is an aggregate function. Mapping function  $\Phi$  is used to learn the edges of the center point and its neighbors. Edges is regarded as the carrier of information transmission. Formula (3) indicates that the information of neighbors is transmitted to the center point through the edges between them.

TN-Learning evaluates the importance of each global neighbor. Further, the evaluation result, *i.e.*, relationship coefficient  $\varepsilon$ , can be used to weight in the process of information aggregation. Thus, a coefficient is designed for information transmission in the global neighborhood as follows:

$$\omega_j = \frac{\exp(\varepsilon_{ij})}{\sum_{x_k \in \mathbb{N}(x_i)} \exp(\varepsilon_{ik})} \quad (4)$$

As a result, formula (3) can be improved as follows:

$$f_i'' = \alpha(\mathcal{A}(\{\omega_j \cdot \Phi(f_j - f_i) \cdot f_j, \forall x_j \in \mathbb{N}(x_i)\})) \quad (5)$$

Therefore, the local neighborhood information is transmitted using formula (3), while the global neighborhood information is transmitted according to formula (5).

### Dual-neighborhood fusion network

The classification network of DNDFN is designed as shown in the figure 1. It consists of four convolution layers and two fully connected (FC) layers and the core part is Dual-Neighborhood Fusion Encoder (DNFE). The input is sent into two branches to extract global and local features respectively, and then the features are fused. The output of this layer is finally obtained through an MLP. Conv1 corresponds to the convolution operation of formula (3), while Conv2 corresponds to formula (5). The parameter settings of the two branches are consistent. In order to make the network stronger, RS-Conv [15] based on Random-PIB is employed to extract all inputs point by point in the first layer. Subsequently, DNFE is implemented in the latter three layers.

## Experiment

In this section, comprehensive experiments are arranged to validate the proposed DNDFN. First, DNDFN is evaluated on idealized datasets ModelNet40 [33] and ShapeNet [34]. Then two non-ideal datasets, partial ModelNet40 [35] and ScanObjectNN [36], are entered into the experiment. Finally, ablation study and robustness experiments are implemented to verify the effectiveness of the modules and the performance of the network. It is worth mentioning that the network structure and parameters are consistent for all classification tasks except for necessary changes.

### Shape classification on ModelNet40

ModelNet40 [33] classification benchmark contains 9843 train models and 2468 test models in 40 classes. PointNet [12] sampled them and then 1024 points are uniformly in this paper. These 1024 points are normalized to a unit sphere. As in [37], the input data are augmented with random anisotropic scaling in the range [-0.66, 1.5] and translation in the range [-0.2, 0.2] during training. Dropout technique [38] with 50% ratio is introduced into the FC layers. Voting tests with random scaling and average the predictions are performed as in [15] during testing. In addition, all our experiments apply these techniques unless otherwise specified.

The results of DNDFN and the state-of-the-art methods in which only the original coordinates are used as input are shown in Table 1. DNDFN ranks fourth, which is a very competitive result. Even without voting, DNDFN still achieves 92.9%. “no vote” indicates without voting tests.

Table 1. Classification accuracy (%) on ModelNet40

Method	input	Accuracy
PointGrid [39]	1K points	92.0
3D-GCN [40]	1K points	92.1
PCNN [41]	1K points	92.3
FPCConv [42]	1K points	92.5
PointCNN [43]	1K points	92.5
PointASNL [44]	1K points	92.9
KPCConv [45]	1K points	92.9
DGCNN [23]	1K points	92.9
InterpCNN [46]	1K points	93.0
Grid-GCN [47]	1K points	93.1
DensePoint [48]	1K points	93.2
PosPool [49]	5K points	93.2
PCT [25]	1K points	93.2
RS-CNN [15]	1K points	93.6
PointTransformer [24]	1K points	93.7
PAConv (*DGC) [27]	1K points	93.9
DNDFN (no vote)	1K points	92.9
DNDFN	1K points	93.2

### Shape part segmentation on ShapeNet

ShapeNet [34] is composed of 16881 3D models. It has 16 categories and is labeled in 50 parts in total. As in [12], each model is downsampled to 2048 points as input.

Table 2. Shape part segmentation results (%) on ShapeNet

Method	Class mIoU	Instance mIoU
PCNN [41]	81.8	85.1
PointNet++ [14]	81.9	85.1
DGCNN [23]	82.3	85.1
SpiderCNN [50]	81.7	85.3
SPLATNet [51]	83.7	85.4
PointConv [52]	82.8	85.7
SGPN [53]	82.8	85.8
PointCNN [43]	84.6	86.1
PAConv (*DGC) [27]	84.6	86.1
RS-CNN [15]	84.0	86.2
InterpCNN [46]	84.0	86.3
PCT [25]	-	86.4
KPCConv [45]	85.1	86.4
PointTransformer [24]	83.7	86.6
DNDFN	83.1	86.0

Table 2 summarizes the quantitative comparisons with the state-of-the-art methods. Two types of mean Inter-over-Union (mIoU), calss mIoU and instance mIoU, are reported to evaluate the performance of segmentation. As we can see, both class mIoU and instance mIoU of DNDFN

are very competitive. Some visual segmentation results are shown in Figure 2.

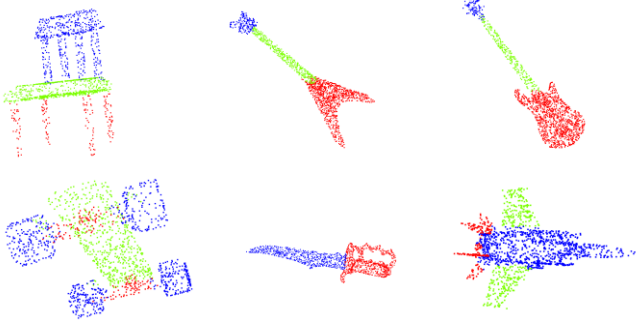


Figure 2. Segmentation results on ShapeNet

### Shape classification on partial ModelNet40

The existing 3D shape classification datasets are idealized, while real-world 3D data is incomplete and unaligned. Thus, a partial ModelNet40 is generated by [35] to verify the generalization ability of the method in the real world. The dataset consists of 81,212 pointclouds from 40 categories, split into 78,744 for training and 2,468 for testing. Partial ModelNet40 contains much more challenging inputs with various poses, densities and levels of incompleteness. Some examples are shown in Figure 3. To be fair, the numbers of epoch of this experiment is set to 50 as in[35].

The results are summarized in Table 3. RS-CNN [15] and PConv [27] perform better than DNDFN on ModelNet40 [33], but DNDFN performs better on partial ModelNet40 which is closer to real-world data.

Table 3. Classification accuracy (%) on partial ModelNet40

Method	Accuracy
PointNet [12]	60.0
DGCNN [23]	65.6
IT-Net (based PointNet) [35]	70.0
IT-Net (based DGCNN) [35]	74.2
RS-CNN [15]	74.1
DNDFN	79.6

### Shape classification on ScanObjectNN

After all, partial ModelNet40 [35] is still generated by simulated data, which is essentially different from real-world data. Thus, DNDFN is applied to ScanObjectNN [36] to further evaluate the performance. ScanObjectNN is a recent real-world point cloud object dataset based on scanned indoor scene data. The dataset includes three subsets: OBJ\_ONLY, OBJ\_BG and HARDEST. OBJ\_ONLY includes only ground truth and OBJ\_BG adds additional background data. Then, OBJ\_BG is extended by translating, rotating (around the gravity axis) and scaling the ground truth bounding box to obtain the HARDEST.

DNDFN is implemented on three subsets respectively, and the results are shown in Table 4. DNDFN has achieved superior results in all three tasks. It can be seen that DNDFN has achieved the state of the arts on all three subsets. The same results have been obtained in OBJ\_ONLY and OBJ\_BG, which shows that DNDFN can be unaffected by the background.



Figure 3. Examples of partial ModelNet40

Table 4. Classification accuracy (%) on ScanObjectNN

Method	Accuracy		
	HARD-EST	OBJ_BG	OBJ_ONLY
PointNet [12]	68.2	73.3	79.2
SpiderCNN [50]	73.7	77.1	79.5
PointNet++ [14]	77.9	82.3	84.3
RS-CNN [15]	78.0	85.7	85.5
DGCNN [23]	78.1	82.8	86.2
PointCNN [43]	78.5	86.1	85.5
BGA-DGCNN [36]	79.7	-	-
BGA-PN++ [36]	80.2	-	-
DNDFN	81.4	87.8	87.8

Table 5. The performance of different modules of DNDFN

TN-Learning	Random-PIB	IT-Conv	RS-CNN [15]	Accuracy(%)
√		√		79.4
	√	√		80.3
√	√	√		81.4
	√		√	78.0
√	√		√	78.8

### Ablation study and robustness experiments

Detailed ablation study and robustness experiments on DNDFN are performed in this section to evaluate the performance of our designs. First of all, the performance on the HARDEST datasets of TN-Learning and IT-Conv is evaluated as shown in Table 5. IT-Conv based on only TN-Learning achieves 79.4% and it achieves 80.3% when based on only Random-PIB. Both of them are competitive. When TN-Learning and Random-PIB fused, the result increased to 81.4%. RS-CNN [15] achieves 78.0% and the result increased to 78.8% when TN-Learning is added. These prove that both TN-Learning and Random-PIB have outstanding performance.

As mentioned above, the features need to be processed by formula (2). A set of comparative experiments on ModelNet40 [33] explains the necessity the advantages of this operation. As shown in Table 6, DNDFN only uses one branch of TN-Learning and the result obtained by formula (2) is the highest. In addition, DNDFN still achieves a very competitive result of 93.0% with only one branch of TN-Learning.

Table 6. Classification accuracy (%) on ModelNet40 only with one branch of TN-Learning

xyz	feature	formula (2)	Accuracy (%)
√			92.1
	√		92.3
		√	93.0

In the robustness experiments, DNDFN trained with 1024 points is respectively tested with sparser points of number 128, 256, 512 and 1024 as the input. In order to be more convincing, the experiments are conducted on the HARDEST subset. As can be seen in Figure 4, compared with 1024 points as input, the result decreased by only 3.1% when using 512 points as input and 12.7% when using 128 points as input. They can prove that DNDFN has good robustness.

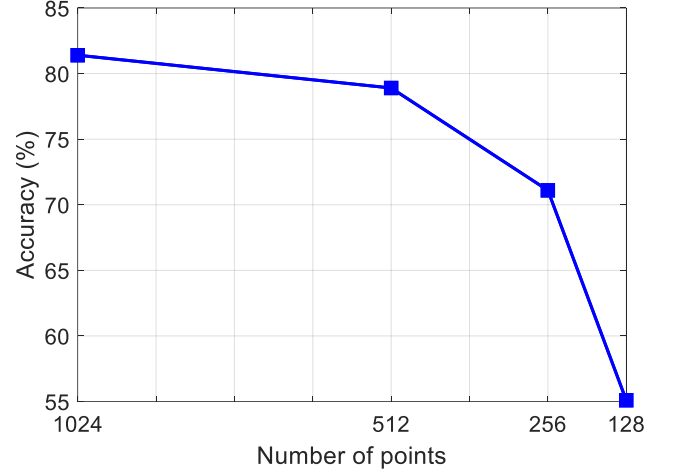


Figure 4. The results of robustness experiments on DNDFN

### Performance analysis

The superior performance of DNDFN mainly depends on two points: TN-Learning and IT-Conv. TN-Learning adaptively searches the global neighborhood, so that the network is not limited to the local structure. Especially in the cases of background interference and occlusion, TN-Learning can still capture the most critical neighborhood. For IT-Conv, information is carried by the edges and transmitted to the center point. That is, the information of vertices (points) and edges can be extracted at the same time. It enables the network to obtain richer structural information.

### Conclusion

A deep fusion network with dual-neighborhood, *i.e.*, DNDFN, is proposed in this paper. TN-Learning that can adaptively search the global neighborhood and IT-Conv that can extract rich structural information are the key for DNDFN to achieve excellent performance. Besides, experiment shows that TN-Learning can also be transplanted to other networks to improve network performance. More importantly, DNDFN not only shows strong competitiveness in idealized data, but also performs well in real-world datasets. Experiments results on two idealized datasets and two non-idealized datasets have proved this.

## References

- [1] Charles R Qi, Wei Liu, Chenxia Wu, Hao Su, and Leonidas J Guibas. Frustum pointnets for 3d object detection from rgb-d data. In CVPR, 2018.
- [2] Radu Bogdan Rusu, Zoltan Csaba Marton, Nico Blodow, Mi-hai Dolha, and Michael Beetz. Towards 3d point cloud based object maps for household environments. *Robotics and Autonomous Systems*, 2008.
- [3] Y. Feng, Z. Zhang, X. Zhao, R. Ji, and Y. Gao. GVCNN: Group-view convolutional neural networks for 3D shape recognition. In CVPR, pages 264–272, 2018.
- [4] H. Guo, J. Wang, Y. Gao, J. Li, and H. Lu. Multi-view 3D object retrieval with deep embedding network. *IEEE Trans. Image Processing*, 25(12):5526–5537, 2016.
- [5] Z. Han, M. Shang, Z. Liu, C. Vong, Y. Liu, M. Zwicker, J. Han, and C. L. P. Chen. SeqViews2SeqLabels: Learning 3D global features via aggregating sequential views by RNN with attention. *IEEE Trans. Image Processing*, 28(2):658–672, 2019.
- [6] C. R. Qi, H. Su, M. Nießner, A. Dai, M. Yan, and L. J. Guibas. Volumetric and multi-view CNNs for object classification on 3D data. In CVPR, pages 5648–5656, 2016.
- [7] H. Su, S. Maji, E. Kalogerakis, and E. G. Learned-Miller. Multi-view convolutional neural networks for 3D shape recognition. In ICCV, pages 945–953, 2015.
- [8] J. Xie, G. Dai, F. Zhu, E. K. Wong, and Y. Fang. DeepShape: Deep-learned shape descriptor for 3D shape retrieval. *IEEE Trans. Pattern Anal. Mach. Intell.*, 39(7):1335–1345, 2017.
- [9] M. Gadelha, R. Wang, and S. Maji. Multiresolution tree networks for 3D point cloud processing. In ECCV, pages 105–122, 2018.
- [10] D. Maturana and S. Scherer. VoxNet: A 3D convolutional neural network for real-time object recognition. In IROS, pages 922–928, 2015.
- [11] Z. Wu, S. Song, A. Khosla, F. Yu, L. Zhang, X. Tang, and J. Xiao. 3D ShapeNets: A deep representation for volumetric shapes. In CVPR, pages 1912–1920, 2015.
- [12] C. R. Qi, H. Su, K. Mo, and L. J. Guibas. PointNet: Deep learning on point sets for 3D classification and segmentation. In CVPR, pages 77–85, 2016.
- [13] Kurt Hornik. Approximation capabilities of multilayer feed-forward networks. *Neural Netw.*, 1991.
- [14] Charles Ruizhongtai Qi, Li Yi, Hao Su, and Leonidas J Guibas. Pointnet++: Deep hierarchical feature learning on point sets in a metric space. In NeurIPS. 2017.
- [15] Yongcheng Liu, Bin Fan, Shiming Xiang, and Chunhong Pan. Relation-shape convolutional neural network for point cloud analysis. In CVPR, 2019.
- [16] S. Wang, S. Suo, W. Ma, A. Pokrovsky, and R. Urtasun. Deep parametric continuous convolutional neural networks. In CVPR, 2018.
- [17] Yifan Xu, Tianqi Fan, Mingye Xu, Long Zeng, and Yu Qiao. Spidercnn: Deep learning on point sets with parameterized convolutional filters. In ECCV, 2018.
- [18] Wenxuan Wu, Zhongang Qi, and Li Fuxin. Pointconv: Deep convolutional networks on 3d point clouds. In CVPR, 2019.
- [19] Matan Atzmon, Haggai Maron, and Yaron Lipman. Point convolutional neural networks by extension operators. *ACM Trans. Graph.*, 2018.
- [20] Jiageng Mao, Xiaogang Wang, and Hongsheng Li. Interpolated convolutional networks for 3d point cloud understanding. In ICCV, 2019.
- [21] Hugues Thomas, Charles R. Qi, Jean-Emmanuel Deschaud, Beatriz Marcotequi, François Goulette, and Leonidas J. Guibas. Kpconv: Flexible and deformable convolution for point clouds. In ICCV, 2019.
- [22] Guohao Li, Matthias Muller, Ali Thabet, and Bernard Ghanem. Deepgcns: Can gcns go as deep as cnns? In ICCV, 2019.
- [23] Yue Wang, Yongbin Sun, Ziwei Liu, Sanjay E. Sarma, Michael M. Bronstein, and Justin M. Solomon. Dynamic graph CNN for learning on point clouds. *ACM Transactions on Graphics*, 38(5):146:1–146:12, 2019.
- [24] Hengshuang Zhao, Li Jiang, Jiaya Jia, Philip Torr, and Vladlen Koltun. Point Transformer. In CVPR, 2021.
- [25] Menghao Guo, Junxiong Cai, Zhengning Liu, Taijiang Mu, Ralph R. Martin, and Shimin Hu. PCT:Point Cloud Transformer. In CVPR, 2021.
- [26] S. Wang, S. Suo, W. Ma, A. Pokrovsky, and R. Urtasun. Deep parametric continuous convolutional neural networks. In CVPR, pages 2589–2597, 2018.
- [27] Mutian Xu, Runyu Ding, Hengshuang Zhao, and Xiaojuan Qi. PAConv: Position Adaptive Convolution with Dynamic Kernel Assembling on Point Clouds. In CVPR, 2021.
- [28] Feng M, Zhang L, Lin X, et al. Point Attention Network for Semantic Segmentation of 3D Point Clouds[J]. *Pattern Recognition*, 2020, 107:107446.
- [29] Jiang K, Wang Z, Yi P, et al. Dual-path Deep Fusion Network for Face Image Hallucination[J]. *IEEE Transactions on Neural Networks and Learning Systems*, 2020.
- [30] Zhang F, Fang J, Wah B, et al. Deep FusionNet for Point Cloud Semantic Segmentation[M]. Springer, Cham, 2020.
- [31] Xu D, Anguelov D, Jain A. PointFusion: Deep Sensor Fusion for 3D Bounding Box Estimation[C]// 2018 IEEE/CVF Conference on Computer Vision and Pattern Recognition (CVPR). IEEE, 2018.
- [32] He K, Zhang X, Ren S, et al. Deep Residual Learning for Image Recognition[J]. IEEE, 2016.

- [33] Z. Wu, S. Song, A. Khosla, F. Yu, L. Zhang, X. Tang, and J. Xiao. 3D ShapeNets: A deep representation for volumetric shapes. In CVPR, pages 1912–1920, 2015.
- [34] L. Yi, V. G. Kim, D. Ceylan, I. Shen, M. Yan, H. Su, C. Lu, Q. Huang, A. Sheffer, and L. J. Guibas. A scalable active framework for region annotation in 3D shape collections. *ACM Trans. Graph.*, 35(6):210:1–210:12, 2016.
- [35] Yuan W, Held D, Mertz C, et al. Iterative Transformer Network for 3D Point Cloud[J]. 2018.
- [36] Uy M A, Pham Q H, Hua B S, et al. Revisiting Point Cloud Classification: A New Benchmark Dataset and Classification Model on Real-World Data[C]// 2019 IEEE/CVF International Conference on Computer Vision (ICCV). IEEE, 2020.
- [37] R. Klokov and V. S. Lempitsky. Escape from cells: Deep Kd-Networks for the recognition of 3D point cloud models. In ICCV, pages 863–872, 2017.
- [38] N. Srivastava, G. E. Hinton, A. Krizhevsky, I. Sutskever, and R. Salakhutdinov. Dropout: A simple way to prevent neural networks from overfitting. *Journal of Machine Learning Research.*, 15(1):1929–1958, 2014.
- [39] Truc Le and Ye Duan. Pointgrid: A deep network for 3d shape understanding. In IEEE Conference on Computer Vision and Pattern Recognition, pages 9204–9214. IEEE Computer Society, 2018.
- [40] Zhi-Hao Lin, Sheng-Yu Huang, and Yu-Chiang Frank Wang. Convolution in the cloud: Learning deformable kernels in 3d graph convolution networks for point cloud analysis. In CVPR, 2020.
- [41] M. Atzmon, H. Maron, and Y. Lipman. Point convolutional neural networks by extension operators. In SIGGRAPH, pages 1–14, 2018.
- [42] Yiqun Lin, Zizheng Yan, Haibin Huang, Dong Du, Ligan Liu, Shuguang Cui, and Xiaoguang Han. Fpconv: Learning local flattening for point convolution. In CVPR, 2020.
- [43] Y. Li, R. Bu, M. Sun, and B. Chen. PointCNN: Convolution on X-transformed points. In NeurIPS, pages 828–838, 2018.
- [44] Xu Yan, Chaoda Zheng, Zhen Li, Sheng Wang, and Shuguang Cui. PointASNL: Robust point clouds processing using nonlocal neural networks with adaptive sampling. In IEEE/CVF Conference on Computer Vision and Pattern Recognition, pages 5588–5597. IEEE, 2020.
- [45] Hugues Thomas, Charles R. Qi, Jean-Emmanuel Deschaud, Beatriz Marcotegui, Francois Goulette, and Leonidas J. Guibas. Kpconv: Flexible and deformable convolution for point clouds. In IEEE/CVF International Conference on Computer Vision, pages 6410–6419. IEEE, 2019.
- [46] Jiageng Mao, Xiaogang Wang, and Hongsheng Li. Interpolated convolutional networks for 3d point cloud understanding. In ICCV, 2019.
- [47] Qiangeng Xu, Xudong Sun, Cho-Ying Wu, Panqu Wang, and Ulrich Neumann. Grid-gcn for fast and scalable point cloud learning. In CVPR, 2020.
- [48] Yongcheng Liu, Bin Fan, Gaofeng Meng, Jiwen Lu, Shiming Xiang, and Chunhong Pan. Densepoint: Learning densely contextual representation for efficient point cloud processing. In ICCV, 2019.
- [49] Ze Liu, Han Hu, Yue Cao, Zheng Zhang, and Xin Tong. A closer look at local aggregation operators in point cloud analysis. In ECCV, 2020.
- [50] Y. Xu, T. Fan, M. Xu, L. Zeng, and Y. Qiao. SpiderCNN: Deep learning on point sets with parameterized convolutional filters. In ECCV, pages 90–105, 2018.
- [51] H. Su, V. Jampani, D. Sun, S. Maji, E. Kalogerakis, M.-H. Yang, and J. Kautz. SPLATNet: Sparse lattice networks for point cloud processing. In CVPR, pages 2530–2539, 2018.
- [52] Wenxuan Wu, Zhongang Qi, and Fuxin Li. PointConv: Deep convolutional networks on 3d point clouds. In IEEE/CVF Conference on Computer Vision and Pattern Recognition, pages 9621–9630, 2019.
- [53] Weiyue Wang, Ronald Yu, Qiangui Huang, and Ulrich Neumann. Sgpn: Similarity group proposal network for 3d point cloud instance segmentation. In CVPR, 2018.