

---

# Confidence Adaptive Regularization for Deep Learning with Noisy Labels

---

**Yangdi Lu**

Department of Computing and Software  
McMaster University  
Hamilton, Canada  
luy100@mcmaster.ca

**Yang Bo**

Department of Computing and Software  
McMaster University  
Hamilton, Canada  
boy2@mcmaster.ca

**Wenbo He**

Department of Computing and Software  
McMaster University  
Hamilton, Canada  
hew11@mcmaster.ca

## Abstract

Recent studies on the memorization effects of deep neural networks on noisy labels show that the networks first fit the correctly-labeled training samples before memorizing the mislabeled samples. Motivated by this early-learning phenomenon, we propose a novel method to prevent memorization of the mislabeled samples. Unlike the existing approaches which use the model output to identify or ignore the mislabeled samples, we introduce an indicator branch to the original model and enable the model to produce a confidence value for each sample. The confidence values are incorporated in our loss function which is learned to assign large confidence values to correctly-labeled samples and small confidence values to mislabeled samples. We also propose an auxiliary regularization term to further improve the robustness of the model. To improve the performance, we gradually correct the noisy labels with a well-designed target estimation strategy. We provide the theoretical analysis and conduct the experiments on synthetic and real-world datasets, demonstrating that our approach achieves comparable results to the state-of-the-art methods.

## 1 Introduction

With the emergence of highly-curated datasets such as ImageNet [1] and CIFAR-10 [2], deep neural networks have achieved remarkable performance on many classification tasks [3–5]. However, it is extremely time-consuming and expensive to label a new large-scale dataset with high-quality annotations. Alternatively, we may obtain the dataset with lower quality annotations efficiently through online keywords queries [6] or crowdsourcing [7], but *noisy labels* are inevitably introduced consequently. Previous studies [8, 9] demonstrate that noisy labels are problematic for overparameterized neural networks, resulting in overfitting and performance degradation. Therefore, it is essential to develop noise-robust algorithms for deep learning with noisy labels.

The authors of [8–11] have observed that deep neural networks learn to correctly predict the true labels for all training samples during *early learning* stage, and begin to make incorrect predictions in *memorization* stage as it gradually memorizes the mislabeled samples (in Figure 1 (a) and (b)). In this paper, we introduce a novel regularization approach to prevent the memorization of mislabeled samples (in Figure 1 (c)). Our contributions are summarized as follows:

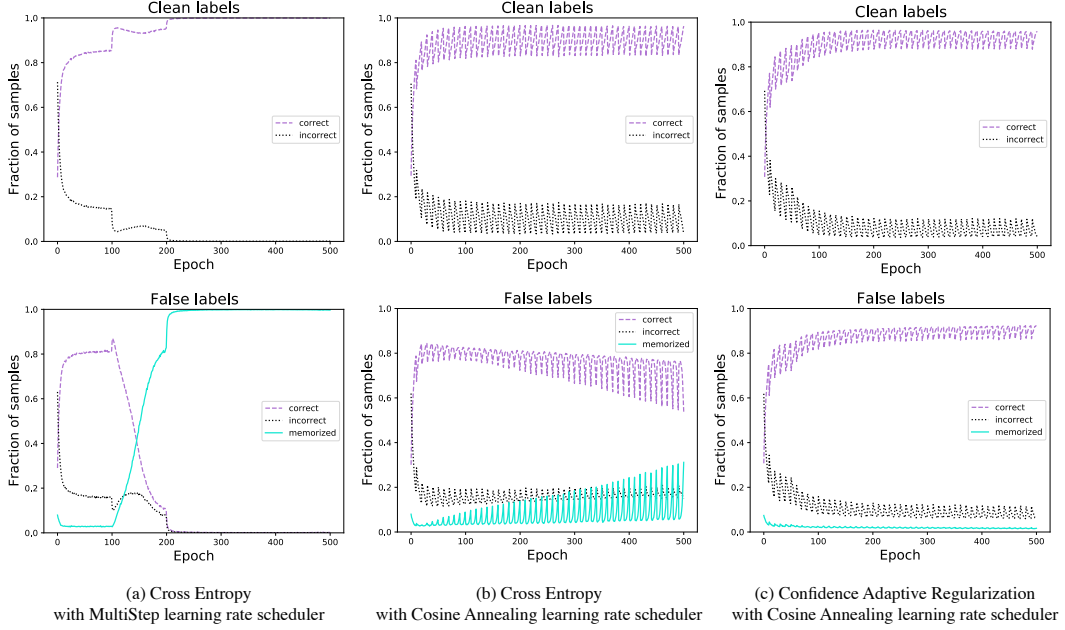


Figure 1: We conduct the experiments on the CIFAR-10 dataset with 40% symmetric label noise using ResNet34 [5]. The top row shows the fraction of samples with clean labels that are predicted correctly (purple) and incorrectly (black). In contrast, the bottom row shows the fraction of samples with false labels that are predicted correctly (purple), *memorized* (i.e. the prediction equals the false label, shown in blue), and incorrectly predicted as neither the true nor the labeled class (black). For samples with clean labels, all three models predict them correctly with the increasing of epochs. However, for false labels in (a), the model trained with cross-entropy loss first predicts the true labels correctly, but eventually memorizes the false labels. With the cosine annealing learning rate scheduler [12] in (b), the model only slows down the speed of memorizing the false labels. However, our approach shown in (c) effectively prevents memorization, allowing the model to continue learning the correctly-labeled samples to attain high accuracy on samples with both clean and false labels.

- We introduce an indicator branch to estimate the confidence of model prediction and propose a novel loss function called confidence adaptive loss (CAL) to exploit the early-learning phase. A high confidence value is likely to be associated with a clean sample and a low confidence value with a mislabeled sample. Then, we add an auxiliary regularization term forming a confidence adaptive regularization (CAR) to further segregate the mislabeled samples from the clean samples. We also develop a strategy to estimate the target probability instead of using the noisy labels directly, allowing the proposed model to suppress the influence of the mislabeled samples successfully.
- We theoretically analyze the gradients of the proposed loss functions and compare them with cross-entropy loss. We demonstrate that CAL and CAR have similar effects to existing regularization-based approaches. Both neutralize the influence of the mislabeled samples on the gradient, and ensure the contribution from correctly-labeled samples to the gradient remains dominant. We also prove the robustness of the auxiliary regularization term to label noise.
- We show that the proposed approach achieves comparable and even better performance to the state-of-the-art methods on four benchmarks with different types and levels of label noise. We also perform an ablation study to evaluate the influence of different components.

## 2 Related work

We briefly discuss the related noise-robust methods that do not require a set of clean training data (as opposed to [13–19]) and assume the label noise is instance-independent (as opposed to [20, 21]).

**Loss correction** These approaches focus on correcting the loss function explicitly by estimating the noise transition matrix [22–25]. **Robust loss functions** These studies develop loss functions that are

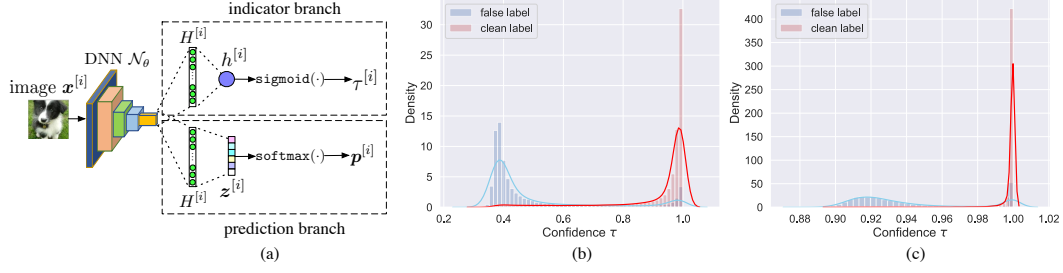


Figure 2: In (a), we introduce an indicator branch in addition to the prediction branch. Given an input image  $x^{[i]}$ , the indicator branch produces a single scalar value  $\tau^{[i]}$  to indicate confidence and the prediction branch produces the softmax prediction probability  $p^{[i]}$ . (b) and (c) show the density of confidence  $\tau$  on the CIFAR-10 and CIFAR-100 with 40% symmetric label noise respectively.

robust to label noise, including  $\mathcal{L}_{\text{DMI}}$  [26], MAE [27], GCE [28], IMAE [29], SL [30] NCE [31] and TCE [32]. Above two categories of methods do not utilize the early learning phenomenon.

**Sample selection** During the early learning stage, the samples with smaller loss values are more likely to be the correctly-labeled samples. Based on this observation, MentorNet [33] pre-trains a mentor network for selecting small-loss samples to guide the training of the student network. Co-teaching related methods [34–37] maintain two networks, and each network is trained on the small-loss samples selected by its peer network. However, their limitation is that they may eliminate numerous useful samples for robust learning. **Label correction** [38, 39] replace the noisy labels with soft (i.e. model probability) or hard (i.e. to one-hot vector) pseudo-labels. Bootstrap [40] corrects the labels by using a convex combination of noisy labels and the model predictions. SAT [41] weighs the sample with its maximal class probability in cross-entropy loss and corrects the labels with model predictions. [42] weighs the clean and mislabeled samples by fitting a two-component Beta mixture model to loss values, and corrects the labels via convex combination as in [40]. Similarly, DivideMix [43] trains two networks to separate the clean and mislabeled samples via a two-component Gaussian mixture model, and further uses MixMatch [44] to enhance the performance. **Regularization** [10] observes that when the model parameters remain close to the initialization, gradient descent *implicitly* ignores the noisy labels. Based on this observation, they prove the gradient descent early stopping is an effective regularization to achieve robustness to label noise. [45] *explicitly* adds the regularizer based on neural tangent kernel [46] to limit the distance between the model parameters to initialization. ELR [11] estimates the target probability by temporal ensembling [47] and adds a regularization term to cross entropy loss to avoid memorization. Other regularization techniques, such as mixup augmentation [48], label smoothing [49] and weight averaging [50], can enhance the performance.

Our approach is related to regularization and label correction. Compared with existing approaches [45, 11], where a regularization term in loss function is necessary to resist mislabeled samples, we propose a loss function CAL which *implicitly* boosts the gradients of correctly labeled samples and diminishes the gradients of mislabeled samples. The auxiliary regularization term in our approach is an add-on component to further improve the performance in more challenging cases. We then propose a novel strategy to estimate the target and correct the noisy labels. In addition, our approach is simpler and yields comparable performance without applying other regularization techniques.

### 3 Methodology

This section presents a framework called confidence adaptive regularization (CAR) for robust learning from noisy labels. Our approach consists of three key elements: (1) We add an indicator branch to the original deep neural networks and estimate the confidence of the model predictions by exploiting the early-learning phenomenon through a confidence adaptive loss (CAL). (2) We propose an auxiliary regularization term explicitly designed to further separate the confidence of clean samples and mislabeled samples. (3) We estimate the target probabilities by incorporating the model predictions with noisy labels through a confidence-driven strategy. In addition, we analyze the gradients of CAL and CAR, and provide a theoretical guarantee for the noise-robust term in CAR.

### 3.1 Preliminary

Consider the  $K$ -class classification problem in noisy-label scenario, we have a training set  $D = \{(\mathbf{x}^{[i]}, \hat{y}^{[i]})\}_{i=1}^N$ , where  $\mathbf{x}^{[i]}$  is an input and  $\hat{y}^{[i]} \in \mathcal{Y} = \{1, \dots, K\}$  is the corresponding noisy label. We denote  $\hat{\mathbf{y}}^{[i]} \in \{0, 1\}^K$  as one-hot vector of label  $\hat{y}^{[i]}$ . A deep neural network model  $\mathcal{N}_\theta$  (i.e. prediction branch in Figure 2 (a)) maps an input  $\mathbf{x}^{[i]}$  to a  $K$ -dimensional logits and then feeds the logits to a softmax function  $\mathcal{S}(\cdot)$  to obtain  $\mathbf{p}^{[i]}$  of the conditional probability of each class given  $\mathbf{x}^{[i]}$ , thus  $\mathbf{p}^{[i]} = \mathcal{S}(\mathbf{z}^{[i]})$ ,  $\mathbf{z}^{[i]} = \mathcal{N}_\theta(\mathbf{x}^{[i]})$ .  $\theta$  denotes the parameters of the neural network and  $\mathbf{z}^{[i]} \in \mathbb{R}^{K \times 1}$  denotes the  $K$ -dimensional logits (i.e. pre-softmax output).  $\mathbf{z}^{[i]}$  is calculated by the fully connected layer from penultimate layer  $H^{[i]} \in \mathbb{R}^{M \times 1}$ .  $\mathbf{z}^{[i]} = W H^{[i]} + \mathbf{b}$ , where  $W \in \mathbb{R}^{K \times M}$  denotes the weights and  $\mathbf{b} \in \mathbb{R}^{K \times 1}$  denotes the bias in penultimate layer. Usually, the cross-entropy (CE) loss reflects how well the model fits the training set  $D$ :

$$\mathcal{L}_{ce} = -\frac{1}{N} \sum_{i=1}^N (\hat{\mathbf{y}}^{[i]})^T \log(\mathbf{p}^{[i]}). \quad (1)$$

However, as noisy label  $\hat{y}^{[i]}$  may be wrong with relatively high probability, the model gradually memorizes the samples with false labels when minimizing  $\mathcal{L}_{ce}$  (in Figure 1 (a) and (b)).

### 3.2 Confidence adaptive loss

In addition to the prediction branch, we introduce an indicator branch just after the penultimate layer of the original model (in Figure 2 (a)). The  $M$ -dimensional penultimate layer  $H^{[i]}$  is shared in both branches. For each input  $\mathbf{x}^{[i]}$ , the prediction branch produces the softmax prediction  $\mathbf{p}^{[i]}$  as usual. The indicator branch contains one or more fully connected layers to produce a single scalar value  $h^{[i]}$ , and sigmoid function is applied to scale it between 0 to 1. Assume we use one fully connected layer,  $h^{[i]} = W' H^{[i]} + b'$ , where  $W' \in \mathbb{R}^{1 \times M}$  denotes the weights and  $b' \in \mathbb{R}$  denotes the bias in the penultimate layer of the indicator branch. Thus, we have

$$\tau^{[i]} = \text{sigmoid}(h^{[i]}), \quad \tau^{[i]} \in (0, 1), \quad (2)$$

where  $\tau^{[i]}$  denotes the confidence value of model prediction given input  $\mathbf{x}^{[i]}$ . The early-learning phenomenon reveals that the deep neural networks memorize the correctly-labeled samples before the mislabeled samples. Thus, we hypothesize that, a sample with a clean label *in expectation* has a larger confidence value than a mislabeled sample in the early learning phase. To let confidence value  $\tau$  capture it, we propose the confidence adaptive cross entropy (CACE) loss

$$\mathcal{L}_{cace} = -\frac{1}{N} \sum_{i=1}^N (\mathbf{t}^{[i]})^T \log(\tau^{[i]}(\mathbf{p}^{[i]} - \mathbf{t}^{[i]}) + \mathbf{t}^{[i]}), \quad (3)$$

where  $\mathbf{t}^{[i]}$  is the *target* vector for each sample  $\mathbf{x}^{[i]}$ . Generally, one can directly set  $\mathbf{t}^{[i]} = \hat{\mathbf{y}}^{[i]}$ . However, it is ineffective as  $\hat{\mathbf{y}}^{[i]}$  can be wrong, so we propose a strategy to estimate  $\mathbf{t}^{[i]}$  in Section 3.4. Intuitively,  $\mathcal{L}_{cace}$  can be explained in two-fold: 1) In the early-learning phase, the model does not overfit the mislabeled samples. Therefore, their  $\mathbf{p} - \mathbf{t}$  remain large. By minimizing  $\mathcal{L}_{cace}$ , it forces  $\tau$  of mislabeled samples toward 0 as desired. 2) As for correctly-labeled samples, the model memorizes them first, resulting in the small  $\mathbf{p} - \mathbf{t}$ . Thus, it makes  $\tau$  have no influence on minimizing  $\mathcal{L}_{cace}$  in the case of correctly-labeled samples. As a result, by only minimizing  $\mathcal{L}_{cace}$ , we may obtain a trivial optimization that the model always produces  $\tau \rightarrow 0$  for any inputs. To avoid this lazy learning circumstance, we introduce a penalty loss  $\mathcal{L}_p$  as a cost.

$$\mathcal{L}_p = -\frac{1}{N} \sum_{i=1}^N \log(\tau^{[i]}), \quad (4)$$

wherein the target value of  $\tau$  is always 1 for all inputs. By adding a term  $\mathcal{L}_p$  to  $\mathcal{L}_{cace}$ ,  $\tau$  of correctly labeled samples are pushed to 1, and  $\tau$  of mislabeled samples tend to 0 as expected. Hence, we define the confidence adaptive loss as

$$\mathcal{L}_{CAL} = \mathcal{L}_{cace} + \lambda \mathcal{L}_p, \quad (5)$$

where  $\lambda$  controls the strength of penalty loss. As we can see in Figure 2 (b) and (c), the confidence value  $\tau$  successfully segregates the mislabeled samples from correctly-labeled samples.

### 3.3 Auxiliary regularization term

We observe that the early learning phenomenon is not obvious when a dataset contains too many classes (e.g. CIFAR100), i.e., the mean of  $\tau$  distributions for clean samples and mislabeled samples are close to each other as shown in Figure 2 (c). Then  $\mathcal{L}_{\text{CAL}}$  is likely to be reduced to  $\mathcal{L}_{ce}$ . To enhance the performance in this situation, we need to make  $\tau$  of mislabeled samples closer to 0. Hence we propose a reverse confidence adaptive cross entropy as an auxiliary regularization term.

$$\mathcal{L}_{r\text{-}cace} = -\frac{1}{N} \sum_{i=1}^N (\tau^{[i]}(\mathbf{p}^{[i]} - \mathbf{t}^{[i]} + \mathbf{t}^{[i]})^T \log(\mathbf{t}^{[i]}). \quad (6)$$

As the target  $\mathbf{t}^{[i]}$  is inside of the logarithm in  $\mathcal{L}_{r\text{-}cace}$ , this could cause computational problem when  $\mathbf{t}^{[i]}$  contains zeros. Similar to clipping operation, we solve it by defining  $\log(0) = A$  (where  $A$  is a negative constant), which will be proved important for the theoretical analysis in Section 3.5. Putting all together, the confidence adaptive regularization (CAR) is

$$\mathcal{L}_{\text{CAR}} = \mathcal{L}_{\text{CAL}} + \beta \mathcal{L}_{r\text{-}cace} = \mathcal{L}_{cace} + \lambda \mathcal{L}_p + \beta \mathcal{L}_{r\text{-}cace}, \quad (7)$$

where  $\beta$  controls the strength of regularization carried by  $\mathcal{L}_{r\text{-}cace}$ . In summary,  $\mathcal{L}_{cace}$  is designed for learning confidence by exploiting the early-learning phenomenon.  $\mathcal{L}_p$  is adopted for avoiding trivial solution.  $\mathcal{L}_{r\text{-}cace}$  makes CAR robust to label noise even in challenging cases.

### 3.4 Target estimation

CAR requires a target probability  $\mathbf{t}$  for each sample in the training set. To yield better performance, ELR [11] and SELF [51] use temporal ensembling [47] solely based on model predictions to approximate the target  $\mathbf{t}$ . However, it may lose the information of the original training set, and the model predictions can be ambiguous in the early stage of training. Instead, we desire to correct the noisy labels and develop a strategy to estimate the target by utilizing the noisy label  $\hat{\mathbf{y}}$ , model prediction  $\mathbf{p}$  and confidence value  $\tau$ . The target  $\mathbf{t}^{[i]}$  of given  $\mathbf{x}^{[i]}$  is updated by

$$\mathbf{t}^{[i]} = \begin{cases} \hat{\mathbf{y}}^{[i]} & \text{if } E < E_c \\ \alpha \mathbf{t}^{[i]} + (1 - \alpha) \mathbf{p}^{[i]} & \text{if } E \geq E_c \text{ and } \tau^{[i]} \geq \delta \\ \mathbf{t}^{[i]} & \text{otherwise,} \end{cases} \quad (8)$$

where  $E$  is the current epoch number,  $E_c$  is the epoch that starts performing target estimation and  $0 \leq \alpha < 1$  is the momentum. Performance is robust to the value of  $E_c$ . We fix the  $E_c = 60$  by default. Threshold  $\delta$  is used to exclude ambiguous predictions with low confidence. Thus, our strategy enhances the stability of model predictions and gradually corrects the noisy labels. We evaluate the performance of CAR and CE with different target estimation strategies in Appendix D.5.

### 3.5 Theoretical analysis

#### 3.5.1 Gradient analysis

For sample-wise analysis, we denote the true label of sample  $\mathbf{x}$  as  $y \in \{1, \dots, K\}$ . The ground-truth distribution over labels for sample  $\mathbf{x}$  is  $q(y|\mathbf{x})$ , and  $\sum_{k=1}^K q(k|\mathbf{x}) = 1$ . Consider the case of a single ground-truth label  $y$ , then  $q(y|\mathbf{x}) = 1$  and  $q(k|\mathbf{x}) = 0$  for all  $k \neq y$ . We denote the prediction probability as  $p(k|\mathbf{x})$  and  $\sum_{k=1}^K p(k|\mathbf{x}) = 1$ . For notation simplicity, we denote  $p_k, q_k, p_y, q_y, p_j, q_j$  as abbreviations for  $p(k|\mathbf{x}), q(k|\mathbf{x}), p(y|\mathbf{x}), q(y|\mathbf{x}), p(j|\mathbf{x})$  and  $q(j|\mathbf{x})$ . Besides, we assume no target estimation is performed in the following analysis.

We first explain how the cross-entropy loss  $\mathcal{L}_{ce}$  (Eq. (1)) fails in noisy-label scenario. The gradient of sample-wise cross entropy loss  $\mathcal{L}_{ce}$  with respect to  $z_j$  is

$$\frac{\partial \mathcal{L}_{ce}}{\partial z_j} = \begin{cases} p_j - 1 \leq 0, & q_j = q_y = 1 \\ p_j \geq 0, & q_j = 0 \end{cases} \quad (9)$$

In the noisy label scenario, if  $j$  is the true class and equals  $y$ , but  $q_j = 0$  due to the label noise, the contribution of  $\mathbf{x}$  to the gradient is reversed. The entry corresponding to the impostor class  $j'$ , is also reversed because  $q_{j'} = 1$ , causing the gradient of mislabeled samples dominates (in Figure 3 (a) and (b)). Thus, performing stochastic gradient descent eventually results in memorization of the mislabeled samples.

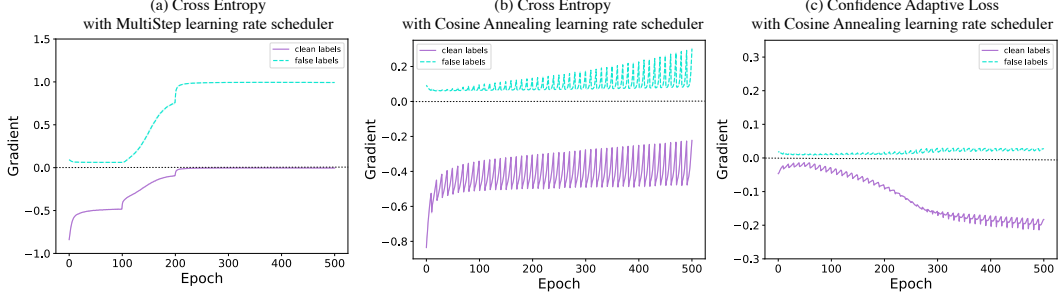


Figure 3: On CIFAR-10 with 40% symmetric label noise using ResNet34, we observe that in (a), the gradient of clean labels dominates in early learning stage, but afterwards it vanishes and the gradient of false labels dominates. In (b), it only slows down this effect with cosine annealing learning rate scheduler. In (c), CAL effectively keeps the gradient of clean labels dominant and diminishes the gradient of false labels when epoch increases, preventing memorization of mislabeled samples.

**Lemma 1.** For the loss function  $\mathcal{L}_{\text{CAL}}$  given in Eq. (5) and  $\mathcal{L}_{\text{CAR}}$  in Eq. (7), the gradient of sample-wise  $\mathcal{L}_{\text{CAL}}$  and  $\mathcal{L}_{\text{CAR}}$  ( $\beta = 1$ ) with respect to the logits  $z_j$  can be derived as

$$\frac{\partial \mathcal{L}_{\text{CAL}}}{\partial z_j} = \begin{cases} (p_j - 1) \frac{p_j}{p_j - 1 + 1/\tau} \leq 0, & q_j = q_y = 1 \text{ (} j \text{ is the true class for } \mathbf{x} \text{)} \\ p_j \frac{p_y}{p_y - 1 + 1/\tau} \geq 0, & q_j = 0 \text{ (} j \text{ is not the true class for } \mathbf{x} \text{)} \end{cases} \quad (10a)$$

and

$$\frac{\partial \mathcal{L}_{\text{CAR}}}{\partial z_j} = \begin{cases} (p_j - 1) \frac{p_j}{p_j - 1 + 1/\tau} - A\tau p_j (p_j - 1) \leq 0, & q_j = q_y = 1 \\ p_j \frac{p_y}{p_y - 1 + 1/\tau} - A\tau p_j p_y \geq 0, & q_j = 0 \end{cases} \quad (11a)$$

respectively, where  $A$  is a negative constant defined in Section 3.3.

The proof of Lemma 1 is based on gradient derivation in two cases. We defer it in Appendix A.2.

**Gradient of  $\mathcal{L}_{\text{CAL}}$  in Eq. (10).** Compared to the gradient of  $\mathcal{L}_{\text{ce}}$  in Eq. (9), the gradient of  $\mathcal{L}_{\text{CAL}}$  has an adaptive multiplier. We denote  $Q = \frac{p_j}{p_j - 1 + 1/\tau}$ . It is monotonically increasing on  $\tau$  and  $p_j$ . We have  $\lim_{\tau \rightarrow 1} Q = 1$ , and  $\lim_{\tau \rightarrow 0} Q = 0$ . For the samples with the true class  $j$  in Eq. (10a), the cross entropy gradient term  $p_j - 1$  of correctly-labeled samples tends to vanish after early learning stage because their  $p_j$  is close to  $q_j = 1$ , leading mislabeled samples to dominate the gradient. However, by multiplying  $Q$  (note that  $Q \rightarrow 0$  for mislabeled samples and  $Q \rightarrow 1$  for correctly-labeled samples due to property of  $\tau$  as we discussed in Section 3.2), it counteracts the effect of gradient dominating by mislabeled samples. For the samples that  $j$  is not the true class in Eq. (10b), the gradient term  $p_j$  is positive. Multiplying  $Q < 1$  effectively dampens the magnitudes of coefficients on these mislabeled samples, thereby diminishing their effect on the gradient (in Figure 3 (c)).

**Gradient of  $\mathcal{L}_{\text{CAR}}$  in Eq. (11).** Compared to the gradient of  $\mathcal{L}_{\text{CAL}}$ , an extra term derived from auxiliary regularization term  $\mathcal{L}_{r\text{-cace}}$  is added. In the case of  $q_j = q_y = 1$  in Eq. (11a), the extra term  $-A\tau p_j (p_j - 1) < 0$  for  $0 \leq p_j \leq 1$  and it is a convex quadratic function whose vertex is at  $p_j = 0.5$ . It means the extra term  $-A\tau p_j (p_j - 1)$  provides the largest acceleration in learning around  $p_j = 0.5$  where the most ambiguous scenario occurs. Intuitively, the term  $-A\tau p_j (p_j - 1)$  pushes apart the peaks of  $\tau$  distribution for correctly-labeled samples and mislabeled samples. In the case of  $q_j = 0$  in Eq. (11b), the extra term  $-A\tau p_j p_y > 0$  is added. For correctly-labeled samples,  $p_y$  is larger, adding  $-A\tau p_j p_y$  leads the residual probabilities of other unlabeled classes reduce faster. For mislabeled samples,  $p_y$  is close to 0, no acceleration needed. Overall, adding  $\mathcal{L}_{r\text{-cace}}$  amplifies the effect of confidence learning in CAL, resulting in the confidence values of mislabeled samples become smaller. The empirical results of the influence of confidence distribution on CIFAR-100 with different strengths of  $\mathcal{L}_{r\text{-cace}}$  are shown in Figure 4.

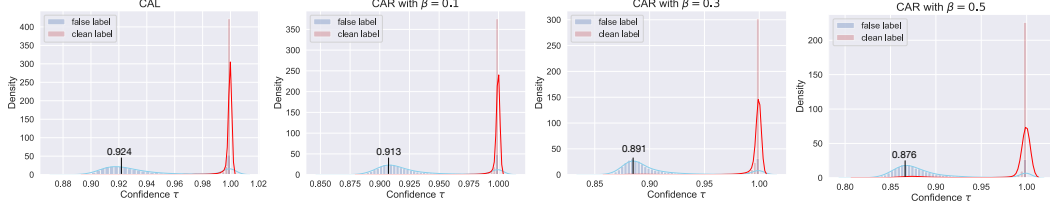


Figure 4: The empirical density of confidence value  $\tau$  on CIFAR-100 with 40% symmetric label noise. The mean confidence values of mislabeled samples become smaller with the increasing of  $\beta$ .

### 3.5.2 Label noise robustness

Here we prove that the  $\mathcal{L}_{r\text{-}cace}$  is robust to label noise following [27]. Recall that noisy label of  $\mathbf{x}$  is  $\hat{y} \in \{1, \dots, K\}$  and its true label is  $y \in \{1, \dots, K\}$ . We assume that the noisy sample  $(\mathbf{x}, \hat{y})$  is drawn from distribution  $\mathcal{D}_\eta(\mathbf{x}, \hat{y})$ , and the ordinary sample  $(\mathbf{x}, y)$  is drawn from  $\mathcal{D}(\mathbf{x}, y)$ . We have  $\hat{y} = i (y = i)$  with probability  $\eta_{ii} = (1 - \eta)$  and  $\hat{y} = j (y = i)$  with probability  $\eta_{ij}$  for all  $j \neq i$  and  $\sum_{j \neq i} \eta_{ij} = \eta$ . If  $\eta_{ij} = \frac{\eta}{K-1}$  for all  $j \neq i$ , then the noise is *uniform* or *symmetric*, otherwise, the noise is *class-conditional* or *asymmetric*. Given any classifier  $f$  and loss function  $\mathcal{L}$ , we define the risk of  $f$  under clean labels as  $\mathcal{R}_{\mathcal{L}}(f) = \mathbb{E}_{\mathcal{D}(\mathbf{x}, y)}[\mathcal{L}(f(\mathbf{x}, y))]$ , and the risk under label noise rate  $\eta$  as  $\mathcal{R}_{\mathcal{L}}^\eta(f) = \mathbb{E}_{\mathcal{D}(\mathbf{x}, \hat{y})}[\mathcal{L}(f(\mathbf{x}, \hat{y}))]$ . Let  $f^*$  and  $f_\eta^*$  be the global minimizers of  $\mathcal{R}_{\mathcal{L}}(f)$  and  $\mathcal{R}_{\mathcal{L}}^\eta(f)$  respectively. Then, the empirical risk minimization under loss function  $\mathcal{L}$  is defined to be *noise-tolerant* if  $f^*$  is a global minimum of the noisy risk  $\mathcal{R}_{\mathcal{L}}^\eta(f)$ .

**Theorem 1.** *Under symmetric or uniform label noise with noise rate  $\eta < \frac{K-1}{K}$ , we have*

$$0 \leq \mathcal{R}_{\mathcal{L}_{r\text{-}cace}}(f_\eta^*) - \mathcal{R}_{\mathcal{L}_{r\text{-}cace}}(f^*) < \frac{-A\eta(K-1)}{K(1-\eta)-1} \quad (12)$$

and

$$A\eta < \mathcal{R}_{\mathcal{L}_{r\text{-}cace}}^\eta(f_\eta^*) - \mathcal{R}_{\mathcal{L}_{r\text{-}cace}}^\eta(f^*) \leq 0 \quad (13)$$

where  $f^*$  and  $f_\eta^*$  be the global minimizers of  $\mathcal{R}_{\mathcal{L}_{r\text{-}cace}}(f)$  and  $\mathcal{R}_{\mathcal{L}_{r\text{-}cace}}^\eta(f)$  respectively.

**Theorem 2.** *Under class-dependent label noise with  $\eta_{ij} < 1 - \eta_i, \forall j \neq i, \forall i, j \in [K]$ , where  $\eta_{ij} = p(\hat{y} = j | y = i), \forall j \neq i$  and  $(1 - \eta_i) = p(\hat{y} = i | y = i)$ , if  $\mathcal{R}_{\mathcal{L}_{r\text{-}cace}}(f^*) = 0$ , then*

$$0 \leq \mathcal{R}_{\mathcal{L}_{r\text{-}cace}}^\eta(f^*) - \mathcal{R}_{\mathcal{L}_{r\text{-}cace}}^\eta(f_\eta^*) < G, \quad (14)$$

where  $G = A(1-K)\mathbb{E}_{\mathcal{D}(\mathbf{x}, y)}(1 - \eta_y) > 0$ ,  $f^*$  and  $f_\eta^*$  be the global minimizers of  $\mathcal{R}_{\mathcal{L}_{r\text{-}cace}}(f)$  and  $\mathcal{R}_{\mathcal{L}_{r\text{-}cace}}^\eta(f)$  respectively.

Due to the space constraints, we defer the proof of Theorem 1 and Theorem 2 to the Appendix A.2. Theorem 1 and Theorem 2 ensure that by minimizing  $\mathcal{L}_{r\text{-}cace}$  under symmetric and asymmetric label noise, the difference of the risks caused by the derived hypotheses  $f_\eta^*$  and  $f^*$  are always bounded. We also compare  $\mathcal{L}_{r\text{-}cace}$  with existing noise-robust loss functions in Appendix A.3.

## 4 Experiments

**Comparison with the state-of-the-art methods** We evaluate our approach on two benchmark datasets with simulated label noise, CIFAR-10 and CIFAR-100 [2], and two real-world datasets, Clothing1M [13] and WebVision [6]. More information of datasets, data preprocessing, label noise injection and training details can be found in Appendix D.

Table 1 shows the performance of CAR on CIFAR-10 and CIFAR-100 with different levels of symmetric and asymmetric label noise. All methods use the same backbone (ResNet34). We compare CAR to the state-of-the-art approaches that only modify the training loss without extra regularization techniques, such as mixup data augmentation, two networks, and weight averaging. CAR obtains the highest performance in most cases and achieves comparable results in the most challenging cases (e.g. under 80% symmetric noise).

Table 1: Test Accuracy (%) on CIFAR-10 and CIFAR-100 with various levels of label noise injected to the training set. We compare with previous works under the same backbone ResNet34. The results are averaged over 3 trials. Results are taken from their original papers. The best results are in **bold**. Note that SAT [41], ELR [11] and CAR use cosine annealing learning rate scheduler [12].

Dataset Noise type Method/Noise ratio	CIFAR-10					CIFAR-100				
	symm				asymm	symm				asymm
	20%	40%	60%	80%	40%	20%	40%	60%	80%	40%
Cross Entropy	86.98 ± 0.12	81.88 ± 0.29	74.14 ± 0.56	53.82 ± 1.04	80.11 ± 1.44	58.72 ± 0.26	48.20 ± 0.65	37.41 ± 0.94	18.10 ± 0.82	42.74 ± 0.61
Forward $\hat{T}$ [23]	87.99 ± 0.36	83.25 ± 0.38	74.96 ± 0.65	54.64 ± 0.44	83.55 ± 0.58	39.19 ± 2.61	31.05 ± 1.44	19.12 ± 1.95	8.99 ± 0.58	34.44 ± 1.93
Bootstrap [40]	86.23 ± 0.23	82.23 ± 0.37	75.12 ± 0.56	54.12 ± 1.32	81.21 ± 1.47	58.27 ± 0.21	47.66 ± 0.55	34.68 ± 1.10	21.64 ± 0.97	45.12 ± 0.57
GCE [28]	89.83 ± 0.20	87.13 ± 0.22	82.54 ± 0.23	64.07 ± 1.38	76.74 ± 0.61	66.81 ± 0.42	61.77 ± 0.24	53.16 ± 0.78	29.16 ± 0.74	47.22 ± 1.15
Joint Opt [38]	92.25	90.79	86.87	69.16	-	58.15	54.81	47.94	17.18	-
NLNL [52]	94.23	92.43	88.32	-	89.86	71.52	66.39	56.51	-	45.70
SL [30]	89.83 ± 0.20	87.13 ± 0.26	82.81 ± 0.61	68.12 ± 0.81	82.51 ± 0.45	70.38 ± 0.13	62.27 ± 0.22	54.82 ± 0.57	25.91 ± 0.44	69.32 ± 0.87
DAC [53]	92.91	90.71	86.30	74.84	-	73.55	66.92	57.17	32.16	-
SELF [51]	-	91.13	-	63.59	-	-	66.71	-	35.56	-
SAT [41]	94.14	92.64	89.23	78.58	-	75.77	71.38	62.69	38.72	-
ELR [11]	92.12 ± 0.35	91.43 ± 0.21	88.87 ± 0.24	<b>80.69 ± 0.57</b>	90.35 ± 0.38	74.68 ± 0.31	68.43 ± 0.42	60.05 ± 0.78	30.27 ± 0.86	73.73 ± 0.34
CAR (Ours)	<b>94.37 ± 0.04</b>	<b>93.49 ± 0.07</b>	<b>90.56 ± 0.07</b>	<b>80.98 ± 0.27</b>	<b>92.09 ± 0.12</b>	<b>77.90 ± 0.14</b>	<b>75.38 ± 0.08</b>	<b>69.78 ± 0.69</b>	<b>38.24 ± 0.55</b>	<b>74.89 ± 0.20</b>

Table 2: Comparison with state-of-the-art methods trained on Clothing1M. Results of other methods are taken from original papers. All methods use an ResNet-50 architecture pretrained on ImageNet.

CE	Forward [23]	GCE [28]	SL [30]	Joint-Optim [38]	DMI [26]	ELR [11]	ELR+ [11]	DivideMix [43]	CAR
69.21	69.84	69.75	71.02	72.16	72.46	72.87	<b>74.81</b>	74.76	73.19

Table 2 compares CAR to state-of-the-art methods trained on the Clothing1M dataset. Note that DivideMix and ELR+ require mixup data augmentation, two networks, and weight averaging, while CAR is a pure regularization method. Except for DivideMix and ELR+, CAR slightly outperforms other methods.

Table 3: Comparison with state-of-the-art methods trained on mini WebVision. Results of other methods are taken from [43, 11]. All methods use an InceptionResNetV2 architecture.

		D2L [54]	MentorNet [33]	Co-teaching [34]	Iterative-CV [55]	ELR [11]	DivideMix [43]	ELR+ [11]	CAR
WebVision	top1	62.68	63.00	63.58	65.24	76.26	77.32	<b>77.78</b>	77.41
	top5	84.00	81.40	85.20	85.34	91.26	91.64	91.68	<b>92.25</b>
ILSVRC12	top1	57.80	57.80	61.48	61.60	68.71	<b>75.20</b>	70.29	74.09
	top5	81.36	79.92	84.70	84.98	87.84	90.84	89.76	<b>92.09</b>

Table 3 compares CAR to state-of-the-art methods trained on the mini WebVision dataset and evaluated on both WebVision and ImageNet ILSVRC12 validation sets. On WebVision, CAR outperforms others on top5 accuracy, even better than DivideMix and ELR+. On top1 accuracy, CAR is slightly superior to DivideMix and achieves comparable performance to ELR+. On ILSVRC12, DivideMix achieves superior performance in terms of top1 accuracy, while CAR achieves the best top5 accuracy. We describe the hyperparameters sensitivity of CAR in Appendix D.4.

**Ablation study** Table 4 reports the influence of three individual components in CAR: auxiliary regularization term  $\mathcal{L}_{r-cace}$ , target estimation and indicator branch. Removing  $\mathcal{L}_{r-cace}$  does not hurt the performance on CIFAR-10. However, the term  $\mathcal{L}_{r-cace}$  improves the performance on CIFAR-100. The larger the noise is, the more improvement we obtain. Removing the target estimation leads to a significant performance drop. This suggests that estimating the target by properly using model predictions is crucial for avoiding memorization. To validate the effect of adding the indicator branch, we conduct another way to calculate confidence value without using indicator branch: using the highest probability as the confidence value, which means  $\tau^{[i]} = \max_j p_j^{[i]}, j \in [1, K]$ . Without using the indicator branch, the model only converges in two easy cases. Hence, directly calculating the confidence by model output does interfere with the original prediction branch, while adding an extra indicator branch solves this problem.

**Identification of mislabeled samples** When exploiting the progress of the early learning phase by CAL, we have observed that the correctly-labeled samples have larger confidence values than the mislabeled samples. We report the average confidence values of samples in Figure 5. The  $(i, j)$ -th block represents the average confidence value of samples with clean label  $i$  and false label  $j$ . We



Table 4: Influence of three components in our approach.  $\ominus$  means the model fails to converge.

Dataset	CIFAR-10			CIFAR-100		
	symm		asymm	symm		asymm
	40%	80%	40%	40%	80%	40%
CAR	<b>93.49 <math>\pm</math> 0.07</b>	<b>80.98 <math>\pm</math> 0.27</b>	<b>92.09 <math>\pm</math> 0.12</b>	<b>75.38 <math>\pm</math> 0.08</b>	<b>38.24 <math>\pm</math> 0.55</b>	<b>74.89 <math>\pm</math> 0.20</b>
– $\mathcal{L}_{r-cacc}$	93.49 $\pm$ 0.07	80.98 $\pm$ 0.27	92.09 $\pm$ 0.12	74.65 $\pm$ 0.09	34.79 $\pm$ 0.71	74.73 $\pm$ 0.12
– target estimation	89.47 $\pm$ 0.50	76.91 $\pm$ 0.22	88.23 $\pm$ 0.22	69.91 $\pm$ 0.21	31.33 $\pm$ 0.38	55.68 $\pm$ 0.17
– indicator branch	90.94 $\pm$ 0.28	$\ominus$	91.55 $\pm$ 0.07	$\ominus$	$\ominus$	$\ominus$




Figure 5: Average confidence values  $\tau$  of false labels w.r.t clean labels on CIFAR-10 with 40% symmetric label noise.




Figure 6: Confusion matrix of corrected labels w.r.t clean labels on CIFAR-10 with 40% symmetric label noise.

observe that the confidence values on the diagonal blocks are higher than those on non-diagonal blocks, which means that the confidence value has an effect similar to the probability of extra class in DAC [53] and AUM [56]. The key difference is that DAC and AUM perform two stages of training: identify the mislabeled samples and then drop them to perform classification, while we incorporate the confidence values in loss function and implicitly achieve the regularization effect to avoid memorization of mislabeled samples.

**Label correction** Recall that we perform target estimation in Section 3.4. Since the target is calculated by a moving average between noisy labels and model predictions, our approach is able to gradually correct the false labels. The correction accuracy can be calculated by  $\frac{1}{N} \sum_i^N \mathbb{I}\{\arg\max \mathbf{y}_i = \arg\max \mathbf{t}_i\}$ , where  $\mathbf{y}_i$  is the clean label of training sample  $\mathbf{x}^{[i]}$ . We evaluate the correction accuracy on CIFAR-10 and CIFAR-100 with 40% symmetric label noise. CAR obtains correction accuracy of 95.1% and 86.4%, respectively. The confusion matrix of corrected labels w.r.t the clean labels on CIFAR-10 is shown in Figure 6. As we can see, CAR corrects the false labels impressively well for all classes. More results on real-world datasets can be found in Appendix C.

## 5 Conclusion

Based on the early learning and memorization phenomenon of deep neural networks in the presence of noisy labels, we propose an adaptive regularization method that implicitly adjusts the gradient to prevent memorization on noisy labels. Through extensive experiments across multiple datasets, our approach yields comparable or even superior results to the state-of-the-art methods.

## References

- [1] Jia Deng, Wei Dong, Richard Socher, Li-Jia Li, Kai Li, and Li Fei-Fei. Imagenet: A large-scale hierarchical image database. In *2009 IEEE conference on computer vision and pattern recognition*, pages 248–255. Ieee, 2009.
- [2] Alex Krizhevsky et al. Learning multiple layers of features from tiny images. 2009.
- [3] Alex Krizhevsky, Ilya Sutskever, and Geoffrey E Hinton. Imagenet classification with deep convolutional neural networks. In *Advances in neural information processing systems*, pages 1097–1105, 2012.

- [4] Hyeonwoo Noh, Seunghoon Hong, and Bohyung Han. Learning deconvolution network for semantic segmentation. In *Proceedings of the IEEE international conference on computer vision*, pages 1520–1528, 2015.
- [5] Kaiming He, Xiangyu Zhang, Shaoqing Ren, and Jian Sun. Deep residual learning for image recognition. In *Proceedings of the IEEE conference on computer vision and pattern recognition*, pages 770–778, 2016.
- [6] Wen Li, Limin Wang, Wei Li, Eirikur Agustsson, and Luc Van Gool. Webvision database: Visual learning and understanding from web data. *CoRR*, 2017.
- [7] Xiyu Yu, Tongliang Liu, Mingming Gong, and Dacheng Tao. Learning with biased complementary labels. In *Proceedings of the European Conference on Computer Vision (ECCV)*, pages 68–83, 2018.
- [8] Devansh Arpit, Stanisław Jastrzebski, Nicolas Ballas, David Krueger, Emmanuel Bengio, Maxinder S Kanwal, Tegan Maharaj, Asja Fischer, Aaron Courville, Yoshua Bengio, et al. A closer look at memorization in deep networks. In *Proceedings of the 34th International Conference on Machine Learning-Volume 70*, pages 233–242. JMLR. org, 2017.
- [9] C Zhang, S Bengio, M Hardt, B Recht, and O Vinyals. Understanding deep learning requires rethinking generalization, 2018.
- [10] Mingchen Li, Mahdi Soltanolkotabi, and Samet Oymak. Gradient descent with early stopping is provably robust to label noise for overparameterized neural networks. In *International Conference on Artificial Intelligence and Statistics*, pages 4313–4324. PMLR, 2020.
- [11] Sheng Liu, Jonathan Niles-Weed, Narges Razavian, and Carlos Fernandez-Granda. Early-learning regularization prevents memorization of noisy labels. *Advances in Neural Information Processing Systems*, 33, 2020.
- [12] Ilya Loshchilov and Frank Hutter. Sgdr: Stochastic gradient descent with warm restarts. *arXiv preprint arXiv:1608.03983*, 2016.
- [13] Tong Xiao, Tian Xia, Yi Yang, Chang Huang, and Xiaogang Wang. Learning from massive noisy labeled data for image classification. In *Proceedings of the IEEE conference on computer vision and pattern recognition*, pages 2691–2699, 2015.
- [14] Arash Vahdat. Toward robustness against label noise in training deep discriminative neural networks. In *Advances in Neural Information Processing Systems*, pages 5596–5605, 2017.
- [15] Andreas Veit, Neil Alldrin, Gal Chechik, Ivan Krasin, Abhinav Gupta, and Serge Belongie. Learning from noisy large-scale datasets with minimal supervision. In *Proceedings of the IEEE conference on computer vision and pattern recognition*, pages 839–847, 2017.
- [16] Yuncheng Li, Jianchao Yang, Yale Song, Liangliang Cao, Jiebo Luo, and Li-Jia Li. Learning from noisy labels with distillation. In *Proceedings of the IEEE International Conference on Computer Vision*, pages 1910–1918, 2017.
- [17] Dan Hendrycks, Mantas Mazeika, Duncan Wilson, and Kevin Gimpel. Using trusted data to train deep networks on labels corrupted by severe noise. In *NeurIPS*, 2018.
- [18] Mengye Ren, Wenyuan Zeng, Bin Yang, and Raquel Urtasun. Learning to reweight examples for robust deep learning. In *International Conference on Machine Learning*, pages 4334–4343. PMLR, 2018.
- [19] Kuang-Huei Lee, Xiaodong He, Lei Zhang, and Linjun Yang. Cleannet: Transfer learning for scalable image classifier training with label noise. In *Proceedings of the IEEE Conference on Computer Vision and Pattern Recognition*, pages 5447–5456, 2018.
- [20] Jiacheng Cheng, Tongliang Liu, Kotagiri Ramamohanarao, and Dacheng Tao. Learning with bounded instance and label-dependent label noise. In *International Conference on Machine Learning*, pages 1789–1799. PMLR, 2020.

- [21] Xiaobo Xia, Tongliang Liu, Bo Han, Nannan Wang, Mingming Gong, Haifeng Liu, Gang Niu, Dacheng Tao, and Masashi Sugiyama. Parts-dependent label noise: Towards instance-dependent label noise. *arXiv preprint arXiv:2006.07836*, 2020.
- [22] Jacob Goldberger and Ehud Ben-Reuven. Training deep neural-networks using a noise adaptation layer. 2016.
- [23] Giorgio Patrini, Alessandro Rozza, Aditya Krishna Menon, Richard Nock, and Lizhen Qu. Making deep neural networks robust to label noise: A loss correction approach. In *Proceedings of the IEEE Conference on Computer Vision and Pattern Recognition*, pages 1944–1952, 2017.
- [24] Ryutaro Tanno, Ardavan Saeedi, Swami Sankaranarayanan, Daniel C Alexander, and Nathan Silberman. Learning from noisy labels by regularized estimation of annotator confusion. In *Proceedings of the IEEE/CVF Conference on Computer Vision and Pattern Recognition*, pages 11244–11253, 2019.
- [25] Xiaobo Xia, Tongliang Liu, Nannan Wang, Bo Han, Chen Gong, Gang Niu, and Masashi Sugiyama. Are anchor points really indispensable in label-noise learning? *arXiv preprint arXiv:1906.00189*, 2019.
- [26] Yilun Xu, Peng Cao, Yuqing Kong, and Yizhou Wang.  $L_{dmi}$ : A novel information-theoretic loss function for training deep nets robust to label noise. In *NeurIPS*, pages 6222–6233, 2019.
- [27] Aritra Ghosh, Himanshu Kumar, and PS Sastry. Robust loss functions under label noise for deep neural networks. In *Thirty-First AAAI Conference on Artificial Intelligence*, 2017.
- [28] Zhilu Zhang and Mert Sabuncu. Generalized cross entropy loss for training deep neural networks with noisy labels. In *Advances in neural information processing systems*, pages 8778–8788, 2018.
- [29] Xinshao Wang, Yang Hua, Elyor Kodirov, and Neil M Robertson. Imae for noise-robust learning: Mean absolute error does not treat examples equally and gradient magnitude’s variance matters. *arXiv preprint arXiv:1903.12141*, 2019.
- [30] Yisen Wang, Xingjun Ma, Zaiyi Chen, Yuan Luo, Jinfeng Yi, and James Bailey. Symmetric cross entropy for robust learning with noisy labels. *arXiv preprint arXiv:1908.06112*, 2019.
- [31] Xingjun Ma, Hanxun Huang, Yisen Wang, Simone Romano, Sarah Erfani, and James Bailey. Normalized loss functions for deep learning with noisy labels. In *International Conference on Machine Learning*, pages 6543–6553. PMLR, 2020.
- [32] Lei Feng, Senlin Shu, Zhuoyi Lin, Fengmao Lv, Li Li, and Bo An. Can cross entropy loss be robust to label noise. In *Proceedings of the 29th International Joint Conferences on Artificial Intelligence*, pages 2206–2212, 2020.
- [33] Lu Jiang, Zhengyuan Zhou, Thomas Leung, Li-Jia Li, and Li Fei-Fei. Mentornet: Learning data-driven curriculum for very deep neural networks on corrupted labels. *arXiv preprint arXiv:1712.05055*, 2017.
- [34] Bo Han, Quanming Yao, Xingrui Yu, Gang Niu, Miao Xu, Weihua Hu, Ivor Tsang, and Masashi Sugiyama. Co-teaching: Robust training of deep neural networks with extremely noisy labels. In *Advances in neural information processing systems*, pages 8527–8537, 2018.
- [35] Xingrui Yu, Bo Han, Jiangchao Yao, Gang Niu, Ivor W Tsang, and Masashi Sugiyama. How does disagreement help generalization against label corruption? *arXiv preprint arXiv:1901.04215*, 2019.
- [36] Hongxin Wei, Lei Feng, Xiangyu Chen, and Bo An. Combating noisy labels by agreement: A joint training method with co-regularization. In *Proceedings of the IEEE/CVF Conference on Computer Vision and Pattern Recognition*, pages 13726–13735, 2020.
- [37] Yangdi Lu, Yang Bo, and Wenbo He. Co-matching: Combating noisy labels by augmentation anchoring. *arXiv preprint arXiv:2103.12814*, 2021.

- [38] Daiki Tanaka, Daiki Ikami, Toshihiko Yamasaki, and Kiyoharu Aizawa. Joint optimization framework for learning with noisy labels. In *Proceedings of the IEEE Conference on Computer Vision and Pattern Recognition*, pages 5552–5560, 2018.
- [39] Kun Yi and Jianxin Wu. Probabilistic end-to-end noise correction for learning with noisy labels. In *Proceedings of the IEEE Conference on Computer Vision and Pattern Recognition*, pages 7017–7025, 2019.
- [40] Scott Reed, Honglak Lee, Dragomir Anguelov, Christian Szegedy, Dumitru Erhan, and Andrew Rabinovich. Training deep neural networks on noisy labels with bootstrapping. *arXiv preprint arXiv:1412.6596*, 2014.
- [41] Lang Huang, Chao Zhang, and Hongyang Zhang. Self-adaptive training: beyond empirical risk minimization. *arXiv preprint arXiv:2002.10319*, 2020.
- [42] Eric Arazo, Diego Ortego, Paul Albert, Noel O’Connor, and Kevin McGuinness. Unsupervised label noise modeling and loss correction. In *Proceedings of the 36th International Conference on Machine Learning*, pages 312–321, 2019.
- [43] Junnan Li, Richard Socher, and Steven CH Hoi. Dividemix: Learning with noisy labels as semi-supervised learning. *arXiv preprint arXiv:2002.07394*, 2020.
- [44] David Berthelot, Nicholas Carlini, Ian Goodfellow, Nicolas Papernot, Avital Oliver, and Colin A Raffel. Mixmatch: A holistic approach to semi-supervised learning. In *Advances in Neural Information Processing Systems*, pages 5050–5060, 2019.
- [45] Wei Hu, Zhiyuan Li, and Dingli Yu. Simple and effective regularization methods for training on noisily labeled data with generalization guarantee. In *International Conference on Learning Representations*, 2019.
- [46] Arthur Jacot, Franck Gabriel, and Clément Hongler. Neural tangent kernel: convergence and generalization in neural networks. In *Proceedings of the 32nd International Conference on Neural Information Processing Systems*, pages 8580–8589, 2018.
- [47] Samuli Laine and Timo Aila. Temporal ensembling for semi-supervised learning. *arXiv preprint arXiv:1610.02242*, 2016.
- [48] Hongyi Zhang, Moustapha Cisse, Yann N Dauphin, and David Lopez-Paz. mixup: Beyond empirical risk minimization. *arXiv preprint arXiv:1710.09412*, 2017.
- [49] Gabriel Pereyra, George Tucker, Jan Chorowski, Łukasz Kaiser, and Geoffrey Hinton. Regularizing neural networks by penalizing confident output distributions. *arXiv preprint arXiv:1701.06548*, 2017.
- [50] Antti Tarvainen and Harri Valpola. Mean teachers are better role models: Weight-averaged consistency targets improve semi-supervised deep learning results. In *Proceedings of the 31st International Conference on Neural Information Processing Systems*, pages 1195–1204, 2017.
- [51] Tam Nguyen, C Mummadi, T Ngo, L Beggel, and Thomas Brox. Self: learning to filter noisy labels with self-ensembling. In *International Conference on Learning Representations (ICLR)*, 2020.
- [52] Youngdong Kim, Junho Yim, Juseung Yun, and Junmo Kim. Nlnl: Negative learning for noisy labels. In *Proceedings of the IEEE International Conference on Computer Vision*, pages 101–110, 2019.
- [53] Sunil Thulasidasan, Tanmoy Bhattacharya, Jeff Bilmes, Gopinath Chennupati, and Jamal Mohd-Yusof. Combating label noise in deep learning using abstention. In *International Conference on Machine Learning*, pages 6234–6243. PMLR, 2019.
- [54] Xingjun Ma, Yisen Wang, Michael E Houle, Shuo Zhou, Sarah M Erfani, Shu-Tao Xia, Sudanthi Wijewickrema, and James Bailey. Dimensionality-driven learning with noisy labels. *arXiv preprint arXiv:1806.02612*, 2018.

- [55] Pengfei Chen, Ben Ben Liao, Guangyong Chen, and Shengyu Zhang. Understanding and utilizing deep neural networks trained with noisy labels. In *International Conference on Machine Learning*, pages 1062–1070, 2019.
- [56] Geoff Pleiss, Tianyi Zhang, Ethan R Elenberg, and Kilian Q Weinberger. Identifying mislabeled data using the area under the margin ranking. *arXiv preprint arXiv:2001.10528*, 2020.
- [57] Hwanjun Song, Minseok Kim, Dongmin Park, and Jae-Gil Lee. Prestopping: How does early stopping help generalization against label noise? 2019.

## A Theoretical analysis

### A.1 Gradient derivation of $\mathcal{L}_{\text{CAL}}$ and $\mathcal{L}_{\text{CAR}}$

Assume the target  $t$  equals to ground truth distribution. The sample-wise  $\mathcal{L}_{\text{CAL}}$  can be rewrite as:

$$\mathcal{L}_{\text{CAL}} = \mathcal{L}_{\text{cace}} + \lambda \mathcal{L}_p = - \sum_{k=1}^K q_k \log(\tau(p_k - q_k) + q_k) - \lambda \log \tau. \quad (1)$$

The derivation of the  $\mathcal{L}_{\text{CAL}}$  with respect to the logits is as follows:

$$\frac{\partial \mathcal{L}_{\text{CAL}}}{\partial z_j} = \frac{\partial \mathcal{L}_{\text{cace}}}{\partial z_j} = - \sum_{k=1}^K \frac{\tau q_k}{\tau(p_k - q_k) + q_k} \frac{\partial p_k}{\partial z_j}. \quad (2)$$

Since  $p_k = \mathcal{S}(z) = \frac{e^{z_k}}{\sum_{j=1}^K e^{z_j}}$ , we have

$$\frac{\partial p_k}{\partial z_j} = \frac{\partial \left( \frac{e^{z_k}}{\sum_{j=1}^K e^{z_j}} \right)}{\partial z_j} = \frac{\frac{\partial e^{z_k}}{\partial z_j} (\sum_{j=1}^K e^{z_j}) - e^{z_k} \frac{\partial (\sum_{j=1}^K e^{z_j})}{\partial z_j}}{(\sum_{j=1}^K e^{z_j})^2}. \quad (3)$$

In the case of  $k = j$ :

$$\begin{aligned} \frac{\partial p_k}{\partial z_j} &= \frac{\frac{\partial e^{z_k}}{\partial z_k} (\sum_{k=1}^K e^{z_k}) - e^{z_k} \frac{\partial (\sum_{k=1}^K e^{z_k})}{\partial z_k}}{(\sum_{k=1}^K e^{z_k})^2} = \frac{e^{z_k} (\sum_{k=1}^K e^{z_k}) - e^{z_k} \cdot e^{z_k}}{(\sum_{k=1}^K e^{z_k})^2} \\ &= \frac{e^{z_k}}{\sum_{k=1}^K e^{z_k}} - \left( \frac{e^{z_k}}{\sum_{k=1}^K e^{z_k}} \right)^2 = p_k - p_k^2. \end{aligned} \quad (4)$$

In the case of  $k \neq j$ :

$$\frac{\partial p_k}{\partial z_j} = \frac{0 \cdot (\sum_{j=1}^K e^{z_j}) - e^{z_k} \cdot e^{z_j}}{(\sum_{j=1}^K e^{z_j})^2} = - \frac{e^{z_k}}{\sum_{j=1}^K e^{z_j}} \frac{e^{z_j}}{\sum_{j=1}^K e^{z_j}} = -p_k p_j. \quad (5)$$

Combining Eq. (4) and (5) into Eq. (2), we obtain:

$$\begin{aligned} \frac{\partial \mathcal{L}_{\text{CAL}}}{\partial z_j} &= - \sum_{k=1}^K \frac{\tau q_k}{\tau(p_k - q_k) + q_k} \frac{\partial p_k}{\partial z_j} \\ &= - \frac{\tau q_j}{\tau(p_j - q_j) + q_j} \frac{\partial p_j}{\partial z_j} - \sum_{k \neq j}^K \frac{\tau q_k}{\tau(p_k - q_k) + q_k} \frac{\partial p_k}{\partial z_j} \\ &= - \frac{\tau q_j}{\tau(p_j - q_j) + q_j} (p_j - p_j^2) - \sum_{k \neq j}^K \frac{\tau q_k}{\tau(p_k - q_k) + q_k} (-p_k p_j) \\ &= - \frac{\tau q_j p_j}{\tau(p_j - q_j) + q_j} + p_j \sum_{k=1}^K \frac{\tau q_k p_k}{\tau(p_k - q_k) + q_k}. \end{aligned} \quad (6)$$

Therefore, if  $q_j = q_y = 1$ , then

$$\frac{\partial \mathcal{L}_{\text{CAL}}}{\partial z_j} = - \frac{\tau p_j}{\tau p_j - \tau + 1} + p_j \frac{\tau q_j p_j}{\tau(p_j - 1) + 1} = (p_j - 1) \frac{\tau p_j}{\tau p_j - \tau + 1} = (p_j - 1) \frac{p_j}{p_j - 1 + 1/\tau}. \quad (7)$$

If  $q_j = 0$ , then

$$\frac{\partial \mathcal{L}_{\text{CAL}}}{\partial z_j} = p_j \frac{\tau q_y p_y}{\tau(p_y - q_y) + q_y} = p_j \frac{p_y}{p_y - 1 + 1/\tau}. \quad (8)$$

The sample-wise  $\mathcal{L}_{\text{CAR}}$  can be rewrite as (assume  $\beta = 1$ ):

$$\mathcal{L}_{\text{CAR}} = \mathcal{L}_{\text{CAL}} + \beta \mathcal{L}_{r\text{-cace}} = \mathcal{L}_{\text{CAL}} - \sum_{k=1}^K (\tau(p_k - q_k) + q_k) \log q_k. \quad (9)$$

Since we have obtain the gradient of  $\mathcal{L}_{\text{CAL}}$ , we now only analyze the gradient of  $\mathcal{L}_{r\text{-cace}}$  with respect to the logits as follows:

$$\frac{\partial \mathcal{L}_{r\text{-cace}}}{\partial z_j} = - \sum_{k=1}^K \frac{\tau \partial p_k}{\partial z_j} \log q_k. \quad (10)$$

Combining Eq. (4) and (5), into Eq. (10), we have

$$\begin{aligned} \frac{\partial \mathcal{L}_{r\text{-cace}}}{\partial z_j} &= -\tau(p_j - p_j^2) \log q_j - \tau \sum_{k \neq j}^K (-p_k p_j) \log q_k \\ &= -\tau p_j \log q_j + \tau \sum_{k=1}^K p_k p_j \log q_k. \end{aligned} \quad (11)$$

We denote  $\log 0 = A$ , thus if  $q_j = q_y = 1$ , then

$$\frac{\partial \mathcal{L}_{r\text{-cace}}}{\partial z_j} = -\tau p_j \log 1 + \tau p_j (p_j \log 1 + \sum_{k \neq j}^K p_k \log 0) = \tau p_j (1 - p_j) A = -A \tau p_j (p_j - 1). \quad (12)$$

If  $q_j = 0$ , then

$$\frac{\partial \mathcal{L}_{r\text{-cace}}}{\partial z_j} = -\tau p_j \log 0 + \tau p_j (p_y \log 1 + (1 - p_y) \log 0) = -A \tau p_j + \tau p_j (1 - p_y) A = -A \tau p_j p_y. \quad (13)$$

Therefore, the gradients of  $\mathcal{L}_{\text{CAR}}$  is

$$\frac{\partial \mathcal{L}_{\text{CAR}}}{\partial z_j} = \begin{cases} (p_j - 1) \frac{p_j}{p_j - 1 + 1/\tau} - A \tau p_j (p_j - 1), & q_j = q_y = 1 \\ p_j \frac{p_y}{p_y - 1 + 1/\tau} - A \tau p_j p_y, & q_j = 0 \end{cases} \quad (14)$$

## A.2 Formal proof for Lemma 1, Lemma2, Theorem 1 and Theorem 2

**Lemma 1.** For the loss function  $\mathcal{L}_{\text{CAL}}$  given in Eq. (5) and  $\mathcal{L}_{\text{CAR}}$  in Eq. (7), the gradient of sample-wise  $\mathcal{L}_{\text{CAL}}$  and  $\mathcal{L}_{\text{CAR}}$  ( $\beta = 1$ ) with respect to the logits  $z_j$  can be derived as

$$\frac{\partial \mathcal{L}_{\text{CAL}}}{\partial z_j} = \begin{cases} (p_j - 1) \frac{p_j}{p_j - 1 + 1/\tau} \leq 0, & q_j = q_y = 1 & (j \text{ is the true class for sample } \mathbf{x}) \\ p_j \frac{p_y}{p_y - 1 + 1/\tau} \geq 0, & q_j = 0 & (j \text{ is not the true class for sample } \mathbf{x}) \end{cases}$$

and

$$\frac{\partial \mathcal{L}_{\text{CAR}}}{\partial z_j} = \begin{cases} (p_j - 1) \frac{p_j}{p_j - 1 + 1/\tau} - A \tau p_j (p_j - 1) \leq 0, & q_j = q_y = 1 \\ p_j \frac{p_y}{p_y - 1 + 1/\tau} - A \tau p_j p_y \geq 0, & q_j = 0 \end{cases}$$

respectively.

*Proof.* From the Appendix A.1, we obtain the gradient of the sample-wise  $\mathcal{L}_{\text{CAL}}$  with respect to the logits  $z_j$  is

$$\frac{\partial \mathcal{L}_{\text{CAL}}}{\partial z_j} = \frac{\partial \mathcal{L}_{\text{cace}}}{\partial z_j} = - \sum_{k=1}^K \frac{\tau q_k}{\tau(p_k - q_k) + q_k} \frac{\partial p_k}{\partial z_j} \quad (15)$$

where  $\frac{\partial p_k}{\partial z_j}$  can be further derived base on whether  $k = j$  by follows:

$$\frac{\partial p_k}{\partial z_j} = \begin{cases} p_k - p_k^2 & k = j \\ -p_j p_k & k \neq j \end{cases} \quad (16)$$

According to Eq. (15) and (16), the gradient of  $\mathcal{L}_{\text{CAL}}$  can be derived as:

$$\frac{\partial \mathcal{L}_{\text{CAL}}}{\partial z_j} = \begin{cases} (p_j - 1) \frac{p_j}{p_j - 1 + 1/\tau}, & q_j = q_y = 1 \\ p_j \frac{p_y}{p_y - 1 + 1/\tau}, & q_j = 0 \end{cases} \quad (17)$$

Since  $p_j \leq 1$ , we have  $p_j - 1 \leq 0$ . As  $\tau < 1$ , the term  $\frac{p_y}{p_y - 1 + 1/\tau} > 0$ , we have  $(p_j - 1) \frac{p_y}{p_y - 1 + 1/\tau} \leq 0$  and  $p_j \frac{p_y}{p_y - 1 + 1/\tau} \geq 0$ . Similarly, the gradient of simplified  $\mathcal{L}_{\text{CAR}}$  ( $\beta = 1$ ) can be derived as:

$$\frac{\partial \mathcal{L}_{\text{CAR}}}{\partial z_j} = \frac{\partial \mathcal{L}_{\text{CAL}}}{\partial z_j} + \frac{\partial \mathcal{L}_{r\text{-cace}}}{\partial z_j} = \begin{cases} (p_j - 1) \frac{p_j}{p_j - 1 + 1/\tau} - A\tau p_j (p_j - 1), & q_j = q_y = 1 \\ p_j \frac{p_y}{p_y - 1 + 1/\tau} - A\tau p_j p_y, & q_j = 0 \end{cases} \quad (18)$$

Since  $A$  is a negative constant, we obtain  $-A\tau p_j (p_j - 1) \leq 0$ . Thus, in the case of  $q_j = q_y = 1$ ,  $\frac{\partial \mathcal{L}_{\text{CAR}}}{\partial z_j} \leq 0$  and in the case of  $q_j = 0$ ,  $\frac{\partial \mathcal{L}_{\text{CAR}}}{\partial z_j} \geq 0$  as claimed. Complete derivations can be found in the Appendix A.1.  $\square$

The result in Lemma 1 ensures that, during the gradient decent, learning continues on true classes when trained with  $\mathcal{L}_{\text{CAL}}$  and  $\mathcal{L}_{\text{CAR}}$ . We then prove the noise robustness of  $\mathcal{L}_{r\text{-cace}}$ .

Recall that noisy label of  $\mathbf{x}$  is  $\hat{y} \in \{1, \dots, K\}$  and its true label is  $y \in \{1, \dots, K\}$ . We assume that the noisy sample  $(\mathbf{x}, \hat{y})$  is drawn from distribution  $\mathcal{D}_\eta(\mathbf{x}, \hat{y})$ , and the ordinary sample  $(\mathbf{x}, y)$  is drawn from  $\mathcal{D}(\mathbf{x}, y)$ . Note that this paper follows the most common setting where label noise is *instance-independent*. Then we have  $\hat{y} = i (y = i)$  with probability  $\eta_{ii} = (1 - \eta)$  and  $\hat{y} = j (y = i)$  with probability  $\eta_{ij}$  for all  $j \neq i$  and  $\sum_{j \neq i} \eta_{ij} = \eta$ . If  $\eta_{ij} = \frac{\eta}{K-1}$  for all  $j \neq i$ , then the noise is said to be *uniform* or *symmetric*, otherwise, the noise is said to be *class-conditional* or *asymmetric*. Given any classifier  $f$  and loss function  $\mathcal{L}$ , we define the risk of  $f$  under clean labels as  $\mathcal{R}_{\mathcal{L}}(f) = \mathbb{E}_{\mathcal{D}(\mathbf{x}, y)}[\mathcal{L}(f(\mathbf{x}, y))]$ , and the risk under label noise rate  $\eta$  as  $\mathcal{R}_{\mathcal{L}}^\eta(f) = \mathbb{E}_{\mathcal{D}(\mathbf{x}, \hat{y})}[\mathcal{L}(f(\mathbf{x}, \hat{y}))]$ . Let  $f^*$  and  $f_\eta^*$  be the global minimizers of  $\mathcal{R}_{\mathcal{L}}(f)$  and  $\mathcal{R}_{\mathcal{L}}^\eta(f)$  respectively. Then, the empirical risk minimization under loss function  $\mathcal{L}$  is defined to be *noise-tolerant* if  $f^*$  is a global minimum of the noisy risk  $\mathcal{R}_{\mathcal{L}}^\eta(f)$ .

**Lemma 2.** For any  $\mathbf{x}$ , the sum of  $\mathcal{L}_{r\text{-cace}}$  with respect to all the classes satisfies:

$$0 < \sum_{j=1}^K \mathcal{L}_{r\text{-cace}}(f(\mathbf{x}), j) < A(1 - K), \quad (19)$$

where  $A = \log(0)$  is a negative constant that depends on the clipping operation.

*Proof.* By the definition of  $\mathcal{L}_{r\text{-cace}}$ , we can rewrite the sample-wise  $\mathcal{L}_{r\text{-cace}}$  as

$$\begin{aligned} \mathcal{L}_{r\text{-cace}} &= - \sum_{k=1}^K (\tau(p(k|\mathbf{x}) - q(k|\mathbf{x})) + q(k|\mathbf{x})) \log q(k|\mathbf{x}) \\ &= -(\tau(p(y|\mathbf{x}) - q(y|\mathbf{x})) + q(y|\mathbf{x})) \log q(y|\mathbf{x}) - \sum_{k \neq y} (\tau(p(k|\mathbf{x}) - q(k|\mathbf{x})) + q(k|\mathbf{x})) \log q(k|\mathbf{x}) \\ &= -(\tau p(y|\mathbf{x}) - \tau + 1) \log 1 - A\tau \sum_{k \neq y} p(k|\mathbf{x}) \\ &= -A\tau(1 - p(y|\mathbf{x})). \end{aligned} \quad (20)$$

Therefore, we have

$$\sum_{j=1}^K \mathcal{L}_{r\text{-cace}}(f(\mathbf{x}), j) = \sum_{j=1}^K -A\tau(1 - p(j|\mathbf{x})) = -A\tau K + A\tau \sum_{j=1}^K p(j|\mathbf{x}) = A\tau(1 - K)$$



As  $\tau \in (0, 1)$ ,  $A$  is a negative constant,  $K$  is a constant, hence

$$0 < \sum_{j=1}^K \mathcal{L}_{r\text{-}cace}(f(\mathbf{x}), j) < A(1 - K),$$

which concludes the proof.  $\square$

**Theorem 1.** Under symmetric or uniform label noise with noise rate  $\eta < \frac{K-1}{K}$ , we have

$$0 \leq \mathcal{R}_{\mathcal{L}_{r\text{-}cace}}(f_\eta^*) - \mathcal{R}_{\mathcal{L}_{r\text{-}cace}}(f^*) < \frac{-A\eta(K-1)}{K(1-\eta)-1}$$

and

$$A\eta < \mathcal{R}_{\mathcal{L}_{r\text{-}cace}}^\eta(f_\eta^*) - \mathcal{R}_{\mathcal{L}_{r\text{-}cace}}^\eta(f^*) \leq 0$$

where  $f^*$  and  $f_\eta^*$  be the global minimizers of  $\mathcal{R}_{\mathcal{L}_{r\text{-}cace}}(f)$  and  $\mathcal{R}_{\mathcal{L}_{r\text{-}cace}}^\eta(f)$  respectively.

*Proof.* For symmetric noise, we have, for any  $f$ <sup>1</sup>

$$\begin{aligned} \mathcal{R}_{\mathcal{L}_{r\text{-}cace}}^\eta(f) &= \mathbb{E}_{\mathcal{D}_\eta(\mathbf{x}, \hat{y})}[\mathcal{L}_{r\text{-}cace}(f(\mathbf{x}), \hat{y})] \\ &= \mathbb{E}_{\mathbf{x}} \mathbb{E}_{\mathcal{D}(y|\mathbf{x})} \mathbb{E}_{\mathcal{D}(\hat{y}|\mathbf{x}, y)}[\mathcal{L}_{r\text{-}cace}(f(\mathbf{x}), \hat{y})] \\ &= \mathbb{E}_{\mathcal{D}(\mathbf{x}, y)}[(1-\eta)\mathcal{L}_{r\text{-}cace}(f(\mathbf{x}), y) + \frac{\eta}{K-1} \sum_{j \neq y} \mathcal{L}_{r\text{-}cace}(f(\mathbf{x}), j)] \\ &= (1-\eta)\mathcal{R}_{\mathcal{L}_{r\text{-}cace}}(f) + \frac{\eta}{K-1} \left( \sum_{j=1}^K \mathcal{L}_{r\text{-}cace}(f(\mathbf{x}), j) - \mathcal{R}_{\mathcal{L}_{r\text{-}cace}}(f) \right) \\ &= \left(1 - \frac{\eta K}{K-1}\right) \mathcal{R}_{\mathcal{L}_{r\text{-}cace}}(f) + \frac{\eta}{K-1} \sum_{j=1}^K \mathcal{L}_{r\text{-}cace}(f(\mathbf{x}), j) \end{aligned}$$

From Lemma 2, for all  $f$ , we have:

$$\psi \mathcal{R}_{\mathcal{L}_{r\text{-}cace}}(f) < \mathcal{R}_{\mathcal{L}_{r\text{-}cace}}^\eta(f) < -A\eta + \psi \mathcal{R}_{\mathcal{L}_{r\text{-}cace}}(f)$$

where  $\psi = (1 - \frac{\eta K}{K-1})$ . Since  $\eta < \frac{K-1}{K}$ , we have  $\psi > 0$ . Thus, we can rewrite the inequality in terms of  $\mathcal{R}_{\mathcal{L}_{r\text{-}cace}}(f)$ :

$$\frac{1}{\psi}(\mathcal{R}_{\mathcal{L}_{r\text{-}cace}}^\eta(f) + A\eta) < \mathcal{R}_{\mathcal{L}_{r\text{-}cace}}(f) < \frac{1}{\psi} \mathcal{R}_{\mathcal{L}_{r\text{-}cace}}^\eta(f)$$

Thus, for  $f_\eta^*$ ,

$$\mathcal{R}_{\mathcal{L}_{r\text{-}cace}}(f_\eta^*) - \mathcal{R}_{\mathcal{L}_{r\text{-}cace}}(f^*) < \frac{1}{\psi}(\mathcal{R}_{\mathcal{L}_{r\text{-}cace}}^\eta(f_\eta^*) - \mathcal{R}_{\mathcal{L}_{r\text{-}cace}}^\eta(f^*) - A\eta)$$

or equivalently,

$$\mathcal{R}_{\mathcal{L}_{r\text{-}cace}}^\eta(f_\eta^*) - \mathcal{R}_{\mathcal{L}_{r\text{-}cace}}^\eta(f^*) > \psi(\mathcal{R}_{\mathcal{L}_{r\text{-}cace}}(f_\eta^*) - \mathcal{R}_{\mathcal{L}_{r\text{-}cace}}(f^*)) + A\eta$$

Since  $f^*$  is the global minimizer of  $\mathcal{R}_{\mathcal{L}_{r\text{-}cace}}(f)$  and  $f_\eta^*$  is the global minimizer of  $\mathcal{R}_{\mathcal{L}_{r\text{-}cace}}^\eta(f)$ , we have

$$0 \leq \mathcal{R}_{\mathcal{L}_{r\text{-}cace}}(f_\eta^*) - \mathcal{R}_{\mathcal{L}_{r\text{-}cace}}(f^*) < \frac{-A\eta}{\psi} = \frac{-A\eta(K-1)}{K(1-\eta)-1}$$

and

$$A\eta < \mathcal{R}_{\mathcal{L}_{r\text{-}cace}}^\eta(f_\eta^*) - \mathcal{R}_{\mathcal{L}_{r\text{-}cace}}^\eta(f^*) \leq 0$$

which concludes the proof.  $\square$

---

<sup>1</sup>In the following, note that  $\mathbb{E}_{\mathbf{x}} \mathbb{E}_{y|\mathbf{x}} = \mathbb{E}_{\mathbf{x}, y} = \mathbb{E}_{\mathcal{D}(\mathbf{x}, y)}$ , which denote expectation with respect to the corresponding conditional distributions.

**Theorem 2.** Under class-dependent label noise with  $\eta_{ij} < 1 - \eta_i, \forall j \neq i, \forall i, j \in [K]$ , where  $\eta_{ij} = p(\hat{y} = j | y = i), \forall j \neq i$  and  $(1 - \eta_i) = p(\hat{y} = i | y = i)$ , if  $\mathcal{R}_{\mathcal{L}_{r-cace}}(f^*) = 0$ , then

$$0 \leq \mathcal{R}_{\mathcal{L}_{r-cace}}^\eta(f^*) - \mathcal{R}_{\mathcal{L}_{r-cace}}^\eta(f_\eta^*) < G,$$

where  $G = A(1 - K)\mathbb{E}_{\mathcal{D}(\mathbf{x}, y)}(1 - \eta_y) > 0$ ,  $f^*$  and  $f_\eta^*$  be the global minimizers of  $\mathcal{R}_{\mathcal{L}_{r-cace}}(f)$  and  $\mathcal{R}_{\mathcal{L}_{r-cace}}^\eta(f)$  respectively.

*Proof.* For asymmetric or class-dependent noise, we have

$$\begin{aligned} \mathcal{R}_{\mathcal{L}_{r-cace}}^\eta(f) &= \mathbb{E}_{\mathcal{D}(\mathbf{x}, \hat{y})}[\mathcal{L}_{r-cace}(f(\mathbf{x}), \hat{y})] \\ &= \mathbb{E}_{\mathbf{x}} \mathbb{E}_{\mathcal{D}(y|\mathbf{x})} \left[ (1 - \eta_y) \mathcal{L}_{r-cace}(f(\mathbf{x}), y) + \sum_{j \neq y} \eta_{yj} \mathcal{L}_{r-cace}(f(\mathbf{x}), j) \right] \\ &= \mathbb{E}_{\mathcal{D}(\mathbf{x}, y)} \left[ (1 - \eta_y) \left( \sum_{j=1}^K \mathcal{L}_{r-cace}(f(\mathbf{x}), j) - \sum_{j \neq y} \mathcal{L}_{r-cace}(f(\mathbf{x}), j) \right) \right] \\ &\quad + \mathbb{E}_{\mathcal{D}(\mathbf{x}, y)} \left[ \sum_{j \neq y} \eta_{yj} \mathcal{L}_{r-cace}(f(\mathbf{x}), j) \right] \\ &< \mathbb{E}_{\mathcal{D}(\mathbf{x}, y)} \left[ (1 - \eta_y) \left( A(1 - K) - \sum_{j \neq y} \mathcal{L}_{r-cace}(f(\mathbf{x}), j) \right) \right] \\ &\quad + \mathbb{E}_{\mathcal{D}(\mathbf{x}, y)} \left[ \sum_{j \neq y} \eta_{yj} \mathcal{L}_{r-cace}(f(\mathbf{x}), j) \right] \\ &= A(1 - K)\mathbb{E}_{\mathcal{D}(\mathbf{x}, y)}(1 - \eta_y) - \mathbb{E}_{\mathcal{D}(\mathbf{x}, y)} \left[ \sum_{j \neq y} (1 - \eta_y - \eta_{yj}) \mathcal{L}_{r-cace}(f(\mathbf{x}), j) \right]. \end{aligned}$$

On the other hand, we also have

$$\mathcal{R}_{\mathcal{L}_{r-cace}}^\eta(f) > -\mathbb{E}_{\mathcal{D}(\mathbf{x}, y)} \left[ \sum_{j \neq y} (1 - \eta_y - \eta_{yj}) \mathcal{L}_{r-cace}(f(\mathbf{x}), j) \right]$$

Hence, we obtain

$$\begin{aligned} \mathcal{R}_{\mathcal{L}_{r-cace}}^\eta(f^*) - \mathcal{R}_{\mathcal{L}_{r-cace}}^\eta(f_\eta^*) &< A(1 - K)\mathbb{E}_{\mathcal{D}(\mathbf{x}, y)}(1 - \eta_y) \\ &\quad + \mathbb{E}_{\mathcal{D}(\mathbf{x}, y)} \left[ \sum_{j \neq y} (1 - \eta_y - \eta_{yj}) \left( \mathcal{L}_{r-cace}(f_\eta^*(\mathbf{x}), j) - \mathcal{L}_{r-cace}(f^*(\mathbf{x}), j) \right) \right] \end{aligned}$$

Next, we prove the bound. First,  $(1 - \eta_y - \eta_{yj}) > 0$  as per the assumption that  $\eta_{yj} < 1 - \eta_y$ . Second, our assumption has  $\mathcal{R}_{r-cace}(f^*) = 0$ , we have  $\mathcal{L}_{r-cace}(f^*(\mathbf{x}), y) = 0$ . This is only satisfied iff  $f_j^*(\mathbf{x}) = 1$  when  $j = y$ , and  $f_j^*(\mathbf{x}) = 0$  when  $j \neq y$ . According to the definition of  $\mathcal{L}_{r-cace}$ , we have  $\mathcal{L}_{r-cace}(f^*(\mathbf{x}), j) = -A\tau, \forall j \neq y$ , and  $\mathcal{L}_{r-cace}(f_\eta^*(\mathbf{x}), j) \leq -A\tau, \forall j \in [K]$ . We then obtain

$$\mathbb{E}_{\mathcal{D}(\mathbf{x}, y)} \left[ \sum_{j \neq y} (1 - \eta_y - \eta_{yj}) \left( \mathcal{L}_{r-cace}(f_\eta^*(\mathbf{x}), j) - \mathcal{L}_{r-cace}(f^*(\mathbf{x}), j) \right) \right] \leq 0$$

Therefore, we have

$$\mathcal{R}_{\mathcal{L}_{r-cace}}^\eta(f^*) - \mathcal{R}_{\mathcal{L}_{r-cace}}^\eta(f_\eta^*) < A(1 - K)\mathbb{E}_{\mathcal{D}(\mathbf{x}, y)}(1 - \eta_y)$$

Since  $f_\eta^*$  is the global minimizers of  $\mathcal{R}_{\mathcal{L}_{r-cace}}^\eta(f)$ , we have  $\mathcal{R}_{\mathcal{L}_{r-cace}}^\eta(f^*) - \mathcal{R}_{\mathcal{L}_{r-cace}}^\eta(f_\eta^*) \geq 0$ , which concludes the proof.  $\square$

### A.3 Comparison with existing noise-robust loss functions

According to the definition in Section 3.5, we obtain the sample-wise

$$\begin{aligned} \mathcal{L}_{r-cace} &= - \sum_{k=1}^K (\tau(p(k|\mathbf{x}) - q(k|\mathbf{x})) + q(k|\mathbf{x})) \log q(k|\mathbf{x}) \\ &= -(\tau(p(y|\mathbf{x}) - q(y|\mathbf{x})) + q(y|\mathbf{x})) \log q(y|\mathbf{x}) - \sum_{k \neq y} (\tau(p(k|\mathbf{x}) - q(k|\mathbf{x})) + q(k|\mathbf{x})) \log q(k|\mathbf{x}) \\ &= -(\tau p(y|\mathbf{x}) - \tau + 1) \log 1 - A\tau \sum_{k \neq y} p(k|\mathbf{x}) \\ &= -A\tau(1 - p(y|\mathbf{x})). \text{ where } \tau \in (0, 1) \text{ and } A \text{ is a negative constant.} \end{aligned} \tag{21}$$

Similarly, we have sample-wise  $\mathcal{L}_{mae}$  [27],  $\mathcal{L}_{rce}$  [30],  $\mathcal{L}_{gce}$  [28] and  $\mathcal{L}_{tce}$  [32] as follows

$$\mathcal{L}_{mae} = \sum_{k=1}^K |p(k|\mathbf{x}) - q(k|\mathbf{x})| = (1 - p(y|\mathbf{x})) + \sum_{k \neq y} p(k|\mathbf{x}) = 2(1 - p(y|\mathbf{x}));$$

$$\mathcal{L}_{rce} = - \sum_{k=1}^K p(k|\mathbf{x}) \log q(k|\mathbf{x}) = -p(y|\mathbf{x}) \log 1 - \sum_{k \neq y} p(k|\mathbf{x}) \log 0 = -A(1 - p(y|\mathbf{x}));$$

$$\mathcal{L}_{gce} = \sum_{k=1}^K q(k|\mathbf{x}) \frac{1 - p(k|\mathbf{x})^\rho}{\rho} = q(y|\mathbf{x}) \frac{1 - p(y|\mathbf{x})^\rho}{\rho} = \frac{1}{\rho} (1 - p(y|\mathbf{x})^\rho), \rho \in (0, 1];$$

$$\mathcal{L}_{tce} = \sum_{i=1}^t \frac{(1 - p(y|\mathbf{x}))^i}{i}, t \in \mathbb{N}_+ \text{ denotes the order of Taylor Series.}$$

We observe that when  $\tau = 1$  (even though it is impossible),  $\mathcal{L}_{r-cace}$  is reduced to  $\mathcal{L}_{rce}$ . If  $A = -2$  and  $\tau = 1$ ,  $\mathcal{L}_{r-cace}$  is further reduced to  $\mathcal{L}_{mae}$ . Since confidence  $\tau$  is various for different samples,  $\mathcal{L}_{r-cace}$  is more like a dynamic version of  $\mathcal{L}_{mae}$ . As for  $\mathcal{L}_{gce}$ ,  $\lim_{\rho \rightarrow 0} \mathcal{L}_{gce} = \mathcal{L}_{ce}$  and  $\mathcal{L}_{gce} = \frac{1}{2} \mathcal{L}_{mae}$  when  $\rho = 1$ . Similarly,  $\lim_{t \rightarrow \infty} \mathcal{L}_{tce} = \mathcal{L}_{ce}$  and  $\mathcal{L}_{tce} = \frac{1}{2} \mathcal{L}_{mae}$  when  $t = 1$ . Therefore, both  $\mathcal{L}_{gce}$  and  $\mathcal{L}_{tce}$  can be interpreted as the generalization of MAE and CE, which benefits the noise robust from MAE and training efficiency from CE. However, parameters  $\rho$  and  $t$  are fixed before training, so it is hard to tell what is the best parameter for the certain dataset. Instead, combined with  $\mathcal{L}_{CAL}$ ,  $\mathcal{L}_{r-cace}$  contains a dynamic confidence value  $\tau$  for each sample that automatically learned from dataset, facilitating the learning from correctly-labeled samples.

## B Algorithm

Algorithm 1 provides detail pseudocode for CAR. Note that for Cosine Annealing learning rate scheduler, the condition line 8 becomes  $e \geq E_c$  and  $\tau^{[i]} \geq \delta$  and  $e \% E_p == 0$ , where  $E_p$  is the number of epochs in each period, we fix  $E_p = 10$  in all experiments.

---

### Algorithm 1: Confidence adaptive regularization (CAR)

---

**Input:** Deep neural network  $\mathcal{N}_\theta$  with trainable parameters  $\theta$ ;  $\lambda$  is the parameter for penalty term  $\mathcal{L}_p$ ;  $\beta$  is the parameter for regularization term  $\mathcal{L}_{r-cace}$ ;  $E_c$  is the epoch that starts to estimate target;  $\alpha$  is the momentum in target estimation; training set  $D$ , batch size  $B$ , total epoch  $E_{\max}$ ;

```

1 for  $e = 1, 2, \dots, E_{\max}$  do
2    $\mathbf{t} = \hat{\mathbf{y}}$  ▷ Initialize the target by noisy labels;
3   Shuffle  $D$  into  $\frac{|D|}{B}$  mini-batches ;
4   for  $n = 1, 2, \dots, \frac{|D|}{B}$  do
5     for  $i$  in each mini-batch  $D_n$  do
6        $\mathbf{p}^{[i]} = \mathcal{S}(\mathcal{N}_\theta(\mathbf{x}^{[i]}))$  ▷ Obtain model predictions;
7        $\tau^{[i]} = \text{sigmoid}(h^{[i]})$  ▷ Obtain corresponding confidence;
8       if  $e \geq E_c$  and  $\tau^{[i]} \geq \delta$  then
9          $\mathbf{t}^{[i]} = \alpha \mathbf{t}^{[i]} + (1 - \alpha) \mathbf{p}^{[i]}$  ▷ Target estimation;
10      Calculate the loss  $\mathcal{L}_{CAR} = \mathcal{L}_{cace} + \lambda \mathcal{L}_p + \beta \mathcal{L}_{r-cace} = -\frac{1}{B} \sum_{i=1}^B (\mathbf{t}^{[i]})^T \log(\tau^{[i]}(\mathbf{p}^{[i]} - \mathbf{t}^{[i]}) +$ 
11         $\mathbf{t}^{[i]}) - \frac{\lambda}{B} \sum_{i=1}^B \log(\tau^{[i]}) - \frac{\beta}{B} \sum_{i=1}^B (\tau^{[i]}(\mathbf{p}^{[i]} - \mathbf{t}^{[i]}) + \mathbf{t}^{[i]})^T \log(\mathbf{t}^{[i]})$ ;
12      Update  $\theta$  using stochastic gradient descent ;
12 Output  $\theta$ .
```

---

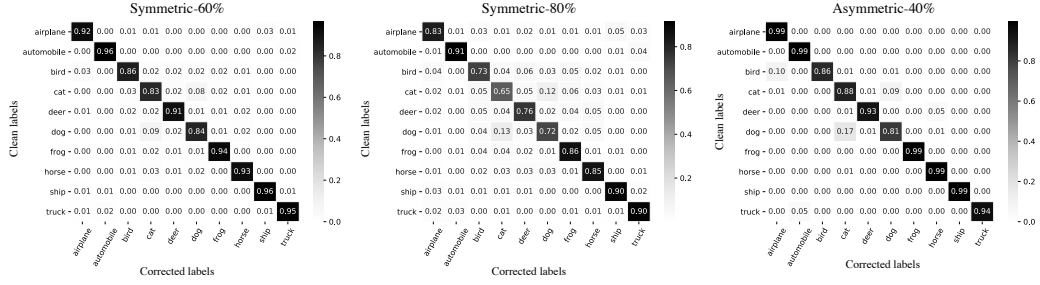


Figure 7: Confusion matrix of corrected labels w.r.t clean labels on CIFAR-10 with 60% symmetric, 80% symmetric and 40% asymmetric label noise respectively.

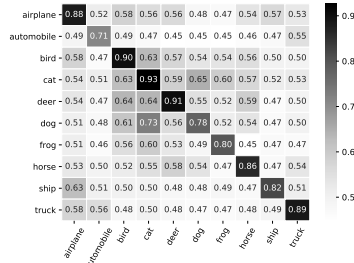


Figure 8: Average confidence values  $\tau$  of false labels w.r.t clean labels on CIFAR-10 with 60% symmetric label noise.

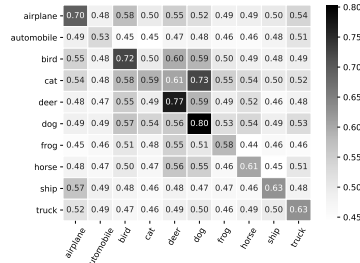


Figure 9: Average confidence values  $\tau$  of false labels w.r.t clean labels on CIFAR-10 with 80% symmetric label noise.

## C More results of label correction and confidence value

We report the label correction accuracy for various level of label noise on CIFAR-10 and CIFAR-100 in Table 5. Figure 7 displays the confusion matrix of corrected label w.r.t. the clean labels on CIFAR-10 with 60% symmetric, 80% symmetric and 40% asymmetric label noise respectively. We also show the corrected labels for real-world datasets in Figure 12 and Figure 13.

We report the confidence value for high level of label noise on CIFAR-10 in Figure 8 and Figure 9. As we can see, the confidence values on the diagonal blocks remain relatively higher than those non-diagonal blocks.

Dataset		CIFAR-10					CIFAR-100				
Noise ratio		symm			asymm		symm			asymm	
	20%	40%	60%	80%	40%	20%	40%	60%	80%	40%	
Correction accuracy	97.3	95.1	91.1	81.1	93.8	92.6	86.4	76.5	40.4	87.1	

Table 5: Correction accuracy (%) on CIFAR-10 and CIFAR-100 with various levels of label noise injected to training set.

## D Detail description of experiments

Source code for the experiments is available in the zip file. All experiments are implemented in PyTorch and run in a single Nvidia GTX 1080 GPU. For CIFAR-10 and CIFAR-100, we do not perform early stopping since we don't assume the presence of clean validation data. All test accuracy are recorded from the last epoch of training. For Clothing1M, it provides 50k, 14k, 10k refined clean data for training, validation and testing respectively. Note that we do not use the 50k clean data. We report the test accuracy when the performance on validation set is optimal. All tables of CIFAR-10/CIFAR-100 report the mean and standard deviation from 3 trails with different random seeds. As for larger datasets, we only perform a single trail.

Table 6: Detail information of experiment.

(a) Description of the datasets used in the experiments. (b) Description of the hyperparameters used in our approach.

Dataset	# of train	# of val	# of test	# of classes	input size	Noise rate (%)
Datasets with clean annotation						
CIFAR-10	50K	-	10K	10	$32 \times 32$	$\approx 0.0$
CIFAR-100	50K	-	10K	100	$32 \times 32$	$\approx 0.0$
Datasets with real world noisy annotation						
Clothing1M	1M	14K	10K	14	$224 \times 224$	$\approx 38.5$
Webvision 1.0	66K	-	2.5K	50	$256 \times 256$	$\approx 20.0$

Hyperparameter	Description
$\lambda$	Control the strength of penalty loss in $\mathcal{L}_{CAL}$ .
$\beta$	Control the strength of regularization term $\mathcal{L}_{r-pace}$ .
$E_e$	The epoch starts to estimate target.
$\alpha$	The momentum in target estimation.
$\delta$	The threshold of confidence in target estimation.

## D.1 Dataset description and preprocessing

The information of datasets are described in Table 6a. CIFAR-10 and CIFAR-100 are clean datasets, we describe the label noise injection in Appendix D.2. Clothing1M consists of 1 million training images from 14 categories collected from online shopping websites with noisy labels generated from surrounding texts. Its noise level is estimated as 38.5% [57]. Following [33, 55], we use the mini WebVision dataset which contains the top 50 classes from the Google image subset of WebVision, which results in approximate 66 thousand images. The noise level of WebVision is estimated at 20% [6].

As for data preprocessing, we apply normalization and regular data augmentation (i.e. random crop and horizontal flip) on the training sets of all datasets. The cropping size is consistent with existing works [11, 43]. Specifically, 32 for CIFAR-10 and CIFAR-100,  $224 \times 224$  for Clothing 1M (after resizing to  $256 \times 256$ ), and  $227 \times 227$  for Webvision.

## D.2 Simulated label noise injection

Since the CIFAR-10 and CIFAR-100 are initially clean, we follow [38, 23] for symmetric and asymmetric label noise injection. Specifically, symmetric label noise is generated by randomly flipping a certain fraction of the labels in the training set following a uniform distribution. Asymmetric label noise is simulated by flipping their class to another certain class according to the mislabel confusions in the real world. For CIFAR-10, the asymmetric noisy labels are generated by mapping *truck*  $\rightarrow$  *automobile*, *bird*  $\rightarrow$  *airplane*, *deer*  $\rightarrow$  *horse* and *cat*  $\leftrightarrow$  *dog*. For CIFAR-100, the noise flips each class into the next, circularly within super-classes.

## D.3 Training procedure

**CIFAR-10/CIFAR-100:** We use a ResNet-34 and train it using SGD with a momentum of 0.9, a weight decay of 0.001, and a batch size of 64. The network is trained for 500 epochs for both CIFAR-10 and CIFAR-100. We use the cosine annealing learning rate [12] where the maximum number of epoch for each period is 10, the maximum and minimum learning rate is set to 0.02 and 0.001 respectively. As for cross entropy with MultiStep learning rate scheduler in Figure 1 and Figure 3 in the paper, we set the initial learning rate as 0.02, and reduce it by a factor of 10 after 100 and 200 epochs. The reason that we train the model 500 epochs in total is to fully evaluate whether the model will overfit mislabeled samples, which avoids the interference caused by early stopping [10] (i.e. the model may not start overfitting mislabeled samples when the number of training epochs is small, especially when learning rate scheduler is cosine annealing [12]).

**Clothing1M:** Following [13, 30], we use a ResNet-50 pretrained on ImageNet. We train the model with batch size 64. The optimization is done using SGD with a momentum 0.9, and weight decay 0.001. We use the same cosine annealing learning rate as CIFAR-10 except the minimum learning rate is set to 0.0001 and total epoch is 400. For each epoch, we sample 2000 mini-batches from the training data ensuring that the classes of the noisy labels are balanced.

**Webvision:** Following [43, 11], we use an InceptionResNetV2 as the backbone architecture. All other optimization details are the same as for CIFAR-10, except for the weight decay (0.0005) and the batch size (32).

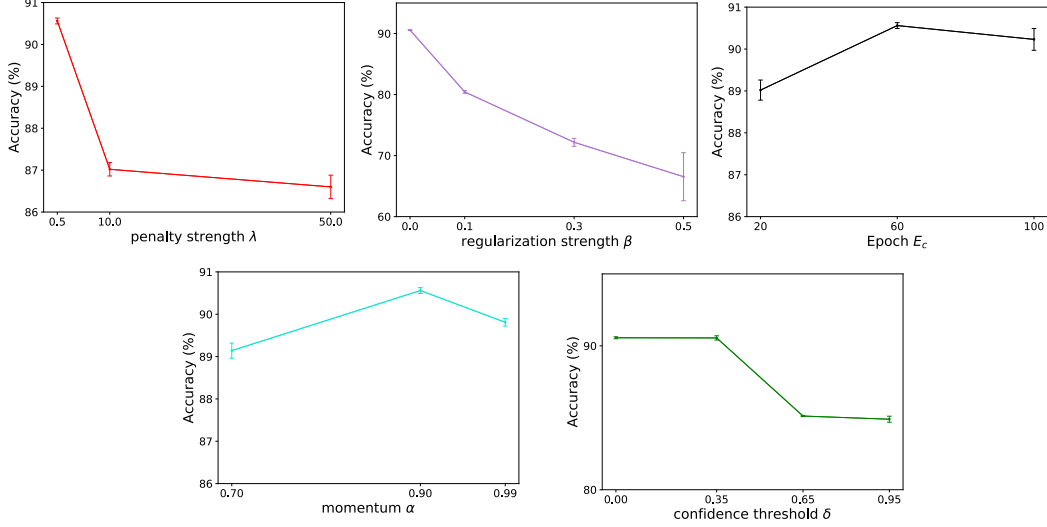


Figure 10: Test accuracy on CIFAR-10 with 60% symmetric label noise. The mean accuracy over three runs is reported, along with bars representing one standard deviation from the mean. In each experiment, the rest of hyperparameters are fixed to the values reported in Section D.4.

#### D.4 Hyperparameters selection and sensitivity

Table 6b provides a detailed description of hyperparameters in our approach. We perform hyperparameter tuning via grid search:  $\lambda = [0.5, 10, 50]$ ,  $\beta = [0.0, 0.1, 0.3, 0.5]$ ,  $E_c = [20, 60, 100]$ ,  $\alpha = [0.7, 0.9, 0.99]$  and  $\delta = [0, 0.35, 0.65, 0.95]$ . For CIFAR-10, the selected values are  $\lambda = 0.5$ ,  $\beta = 0.0$ ,  $E_c = 60$ ,  $\alpha = 0.9$  and  $\delta = 0.0$ . For CIFAR-100 with 40% asymmetric label noise, the selected values are  $\lambda = 10$ ,  $\beta = 0.1$ ,  $E_c = 20$ ,  $\alpha = 0.9$ ,  $\delta = 0.0$ . For CIFAR-100 with 20%/40%/60% symmetric label noise, we set  $\lambda = 10$ ,  $\beta = 0.1$ ,  $E_c = 60$ ,  $\alpha = 0.9$ ,  $\delta = 0.95$  and  $\lambda = 50$ ,  $\beta = 0.1$ ,  $E_c = 60$ ,  $\alpha = 0.9$ ,  $\delta = 0.0$  for 80% symmetric label noise. For Webvision, we set  $\lambda = 50$ ,  $\beta = 0.1$ ,  $E_c = 200$ ,  $\alpha = 0.9$ ,  $\delta = 0.0$ . For Clothing1M, we set  $\lambda = 50$ ,  $\beta = 0.1$ ,  $E_c = 60$ ,  $\alpha = 0.8$ ,  $\delta = 0.0$ .

Figure 10 and Figure 11 show the hyperparameters sensitivity of CAR on CIFAR-10 and CIFAR-100 with 60% symmetric label noise respectively. The coefficient of penalty loss  $\lambda$  needs to be large than 0 to avoid trivial solution but also cannot be too large for CIFAR-10, avoiding neglecting  $\mathcal{L}_{cace}$  term in the loss. As the CIFAR-10 is an easy dataset, no additional regularization requires by  $\mathcal{L}_{r-cace}$  term. Therefore, the regularization coefficient  $\beta$  should be 0 and large  $\beta$  may cause model to underfit. The performance is robust to  $E_c$  and  $\alpha$ , as long as the momentum  $\alpha$  is large enough (e.g. larger than 0.7). The choice of confidence threshold  $\delta$  depends on the difficulty of dataset. A larger  $\delta$  will slow down the speed of target estimation but helps exclude ambiguous predictions with low confidence values. Overall, the sensitivity to hyperparameters is quite mild and the performance is quite robust, unless the parameter is set to be very large or very small, resulting in neglecting  $\mathcal{L}_{cace}$  term or underfitting. We can observe the similar results of CIFAR-100 in Figure 11.

#### D.5 Performance with different target estimation strategies

We compare the performance of CAR with three strategies: 1) our strategy in Section 3.4. 2) temporal ensembling [47] that adopted in ELR [11]. 3) directly using the noisy labels  $\hat{y}$  without target estimation. Table 7 shows the results. As we can see, compared to CAR without target estimation, CAR with temporal ensembling does not improve much performance in easy cases (e.g. 40% symmetric label noise), and it even gets worse performance in hard cases (e.g. 80% symmetric label noise). However, CAR with our strategy achieves much better performance. We also conduct the experiments that use CE with different target estimation strategies. Surprisingly, CE with our strategy can achieve better performance to CAR in CIFAR-10 with 40% asymmetric noise. However, the overall performance is worse than the performance of using CAR, due to the reason that CE will memorize noisy labels after early learning phase.

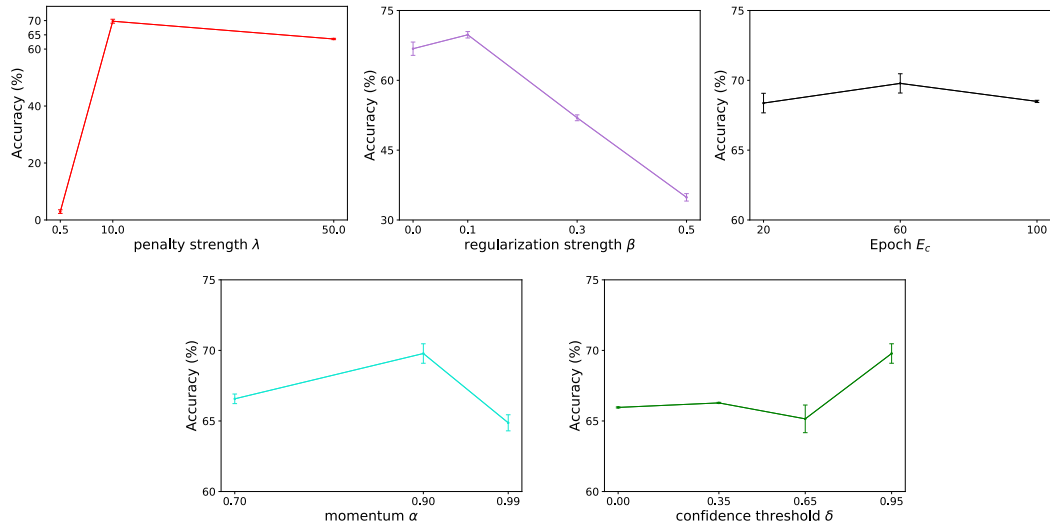


Figure 11: Test accuracy on CIFAR-100 with 60% symmetric label noise. The mean accuracy over three runs is reported, along with bars representing one standard deviation from the mean. In each experiment, the rest of hyperparameters are fixed to the values reported in Section D.4.




Figure 12: Label correction of Webvision images. Given noisy labels are shown above in red and the corrected labels are shown below in green.




Figure 13: Label correction of Clothing1M images. Given noisy labels are shown above in red and the corrected labels are shown below in green.

Table 7: The test accuracy of CAR and CE with different target estimation strategies. All the following experiments use Cosine Annealing learning rate scheduler [12].

Dataset	CIFAR-10			CIFAR-100		
	symm		asymm	symm		asymm
	40%	80%	40%	40%	80%	40%
CAR with our strategy	<b>93.49 <math>\pm</math> 0.07</b>	<b>80.98 <math>\pm</math> 0.27</b>	<b>92.09 <math>\pm</math> 0.12</b>	<b>75.38 <math>\pm</math> 0.08</b>	<b>38.24 <math>\pm</math> 0.55</b>	<b>74.89 <math>\pm</math> 0.20</b>
CAR with temporal ensembling [47]	89.52 $\pm$ 0.30	64.07 $\pm$ 2.04	80.52 $\pm$ 2.21	70.80 $\pm$ 0.38	10.28 $\pm$ 1.67	63.91 $\pm$ 1.65
CAR w/o target estimation	89.47 $\pm$ 0.50	76.91 $\pm$ 0.22	88.23 $\pm$ 0.22	69.91 $\pm$ 0.21	31.33 $\pm$ 0.38	55.68 $\pm$ 0.17
CE with our strategy	92.64 $\pm$ 0.21	75.51 $\pm$ 0.38	<b>92.21 <math>\pm</math> 0.11</b>	68.53 $\pm$ 0.47	32.36 $\pm$ 0.44	73.01 $\pm$ 0.90
CE with temporal ensembling [47]	92.12 $\pm$ 0.16	72.87 $\pm$ 1.98	89.71 $\pm$ 1.43	70.45 $\pm$ 0.22	9.34 $\pm$ 0.78	66.38 $\pm$ 0.57
CE w/o target estimation	78.26 $\pm$ 0.74	56.42 $\pm$ 2.49	86.55 $\pm$ 1.06	46.34 $\pm$ 0.56	11.55 $\pm$ 0.35	48.86 $\pm$ 0.04