

# MTG: A Benchmarking Suite for Multilingual Text Generation

Yiran Chen, Zhenqiao Song, Xianze Wu, Danqing Wang,  
Jingjing Xu, Jiaze Chen, Hao Zhou, Lei Li

ByteDance AI Lab, Shanghai, China

{chenyiran.robin, songzhenqiao, wuxianze.0}@bytedance.com  
{wangdanqing.122, xujingjing.melody, chenjiaze}@bytedance.com  
{zhouhao.nlp, lileilab}@bytedance.com

## Abstract

We introduce MTG, a new benchmark suite for training and evaluating multilingual text generation. It is the first and largest text generation benchmark with 120k human-annotated multi-way parallel data for three tasks (story generation, question generation, and title generation) across four languages (English, German, French, and Spanish). Based on it, we set various evaluation scenarios and make a deep analysis of several popular multilingual generation models from different aspects. Our benchmark suite will encourage the multilingualism for text generation community with more human-annotated parallel data and more diverse generation scenarios.

## 1 Introduction

Natural language generation (NLG) is the task to automatically generate meaningful texts, typically using a non-linguistic or textual representation of information as input (Covington, 2001). These texts generally aim to realize an underlying communicative goal while remaining coherent with the input information and keeping grammatically correct. Multilingual text generation extends the natural language generation task to produce texts in different languages, which is important to overcome language barriers and enable universal information access for the world’s citizens (Artetxe et al., 2020; Arivazhagan et al., 2019).

However, most of the released text generation datasets are limited to English (Rajpurkar et al., 2018; Ritter et al., 2011; Akoury et al., 2020). This limits the ability of researchers to understand many aspects of multilingual text generation that are related to open vocabulary and complex morphology (Kageura, 2012). To this end, some works have proposed text generation datasets in non-English languages, such as multilingual question answering dataset (Longpre et al., 2020), cross-lingual summarization dataset (Ladhak et al., 2020) or

monolingual text generation datasets with plenty of languages pairs (Liang et al., 2020; Gehrmann et al., 2021). However, they either apply to a single task (Longpre et al., 2020; Ladhak et al., 2020), or limited to non-parallel data across different languages (Liang et al., 2020; Gehrmann et al., 2021), which leads to constrained scenarios. A benchmark that enables the comprehensive evaluation of both parallel and non-parallel multilingual testing scenarios on a diverse range of languages and generation tasks is still missing.

In this paper, we propose MTG, a new benchmark suite for multilingual text generation and evaluation, to address the above problems. MTG is a human-annotated multi-way parallel dataset with three text generation tasks (story generation, question generation, and title generation) across four languages (English, German, French, and Spanish). The multi-way parallel feature enables fully parallel across all four languages, which can provide 12 parallel pairs and 4 monolingual pairs for each task. With the dataset in hand, we evaluate several strong, representative pre-trained models, including multilingual BERT (M-BERT) (Devlin et al., 2019), XLM (Lample and Conneau, 2019), mBART (Liu et al., 2020) and mT5 (Xue et al., 2020) under six evaluation scenarios, which covers monolingual training, multilingual training, monolingual-multitask training, multilingual-multitask training, cross-lingual generation, and zero-shot transfer.

In summary, the contributions of this paper are listed as follows: (i) We release a new text generation benchmark suit MTG covering three tasks across four languages, with the human-annotated multi-way parallel data for each task. (ii) Based on the multi-way parallel characteristic, we provide six different test scenarios, which include monolingual, multilingual, monolingual-multitask, multilingual-multitask, cross-lingual training and zero-shot transfer. We evaluate several representative pre-trained models for different tasks and

scenarios, and give an extensive analysis of the experimental results from different aspects. We further conduct qualitative experiments to verify the advantages of human-annotated multi-way parallel data. iii) We propose a new evaluation metric and prove that it has higher correlation score with human scores compared with other automatic metrics.

## 2 Related Work

### 2.1 Multilingual Dataset

BENG (Moussallem et al., 2020) is a benchmarking platform for natural language generation and knowledge extraction system, which is limited to English data. XTREME (Hu et al., 2020) is a multilingual understanding benchmark across 40 languages and 9 tasks, but it does not cover any generation task. Jiang et al. (2020) propose X-FACTR, which is a cross-lingual factual retrieval benchmark. Longpre et al. (2020) propose MKQA, an open-domain question answering evaluation dataset covering 26 diverse languages. Ladhak et al. (2020) present WikiLingual, which is a large-scale, multilingual dataset for cross-lingual abstractive summarization systems. Wiki-40B (Guo et al., 2020) is a multilingual language model dataset across 40+ languages. Although these datasets cover multiple languages, they belong to a single, specific generation task, which limits researchers to obtain general findings considering a set of tasks. XGLUE (Liang et al., 2020) is a cross-lingual benchmark dataset for nine understanding tasks and two generation tasks. GEM (Gehrmann et al., 2021) is a newly-presented natural language generation benchmark covering 11 tasks. A marked difference of our MTG from them is that MTG is parallel across all languages, which stimulates more testing scenarios.

### 2.2 Multilingual Modeling

Multilingual pre-training models can bring better performance for downstream tasks. Multilingual BERT (M-BERT) (Devlin et al., 2019) is a single language model pre-trained from monolingual corpora in 104 languages using Masked Language Modeling task. XLM (Lample and Conneau, 2019) is pre-trained simultaneously with Masked Language Model task and Translation Language Model task, which is then extended to a RoBERTa-version called XLM-R (Conneau et al., 2019). Unicoder (Huang et al., 2019) further leverages more cross-lingual pretraining tasks and achieves

better results on XNLI than XLM. Multilingual BART (Liu et al., 2020) is a pre-trained encoder-decoder model using denoising auto-encoding objective on monolingual data over 25 languages. Multilingual T5 is a multilingual variant of T5 leveraging a text-to-text format. mT5 is pre-trained on a span-corruption version of Masked Language Modeling objective over 101 languages.

## 3 Dataset Collection and Methodology

In this section, we will introduce how to create the benchmarking suite for multilingual text generation (MTG). First, several criteria selecting the tasks and datasets are described. Then one language is chosen as the starting language and the multi-way dataset is constructed by translating from the starting language to other languages. The other languages will be properly selected based on some principles. Finally, the data annotation process will be described in detail to ensure the quality of the dataset.

### 3.1 Task and Dataset Selection

There are plenty of generation tasks in monolingual text generation. It is important to select suitable tasks for our MTG benchmark to make it diverse and challenging. Thus, we define several criteria during the task selection:

**Task Definition** Tasks should be well-defined, which means that humans can easily determine whether the generated results meet the task requirements. Besides, these tasks should have been well-studied in one language and rarely been studied in multilingual scenarios.

**Task Difficulty** Tasks should be solvable by most college-educated speakers. Beyond that, they should be challenging to current models, the performance of which in various test scenarios falls short of human performance.

**Task Diversity** Tasks should cover a wide range of relevant generation challenges that allow for findings to be as general as possible.

**Input Format** The input format of the tasks needs to be as simple as possible in order to reduce the difficulty of data processing. Besides, it should not contain anything but text (e.g., images or videos).

In order to meet the above criteria, 8 domain experts are asked to vote from 10 typical generation tasks<sup>1</sup>. Finally, three generation tasks are selected

<sup>1</sup>These generation tasks are story generation, common-sense generation, style transform, question generation, ques-

Task	Corpus	Domain	Format	Goal
Story Generation	ROCStories	Daily life	<story>	Generate the end of the story
Question Generation	SQUAD 1.0	Wikipedia	<passage, answer, question>	Generate the question of the answer
Title Generation	ByteCup	News	<article, title>	Generate the title of the document

Table 1: The description of tasks and English datasets included in MTG.

for MTG, which are story generation, question generation, and title generation. **Story generation** (SG) aims to generate the end of a given story context, which requires the model to understand the story context and generate a reasonable and fluent ending (Guan et al., 2019). **Question generation** (QG) targets at generating a correct question for a given passage and its answer (Duan et al., 2017). For the same passage with different answers, the system should be able to generate different questions. **Title generation** (TG) converts a given article into a condensed sentence while preserving its main idea (Jin and Hauptmann, 2002). The title should be faithful to the original document while encourage users to read the news. These three tasks are very different from each other and focus on different generative abilities.

After determining the tasks, the next step is to choose the dataset for each task. The two selection principles are listed as follows: (1) **License**: Task data must be available under licenses that allow using and redistributing for research purposes. The dataset should be freely available for download. (2) **Quality**: The dataset size should be as large as possible and the quality should be checked.

Based on the accessibility and quality concerns, English is selected as the starting language and English datasets for the three tasks are gathered. We choose ROCStories (Mostafazadeh et al., 2016) for story generation, SQUAD 1.0 (Rajpurkar et al., 2016) for question generation and ByteCup<sup>2</sup> for title generation. These datasets are popular in the corresponding fields and have been verified to be high-quality by many works. Moreover, they are all under a permissive license. A specific example of question generation is shown in Figure 1. An overview of all task datasets is shown in Table 1.

### 3.2 Language Selection

The original datasets are only in **English** (en) and we want to extend them into multi-way parallel scenarios. This means that all English text should

tion answering, dialogue generation, title generation, text summarization, image caption, and data-to-text.

<sup>2</sup><https://www.biendata.xyz/competition/bytecup2018/>

#### Passage

super bowl 50 was an american football game to determine the champion of the national football league ( nfl ) for the 2015 season . the american football conference ( afc ) champion denver broncos defeated the national football conference ( nfc ) champion carolina panthers 24-10 to earn their third super bowl title . the game was played on february 7 , 2016 , at levi ' s stadium in the san francisco bay area at santa clara , california . as this was the 50th super bowl , the league emphasized the " golden anniversary " with various gold-themed initiatives , as well as temporarily suspending the tradition of naming each super bowl game with roman numerals ( under which the game would have been known as " super bowl l " ) , so that the logo could prominently feature the arabic numerals 50 .

#### Answer

denver broncos

#### Question

which nfl team represented the afc at super bowl 50 ?

Figure 1: An example of question generation task.

be translated into other languages, which will cause an expensive annotation cost. Thus, a state-of-the-art translator is used to do the translation and then annotators are asked to correct the translated text. Based on it, MTG should contain languages which (1) have good English-to-X translators and (2) are diverse on language family. Finally, **German** (de), **French** (fr) and **Spanish** (es) are chosen. German is from the same language branch with English while French and Spanish are from the different ones. In the future, more distant languages will be covered into MTG to discover more interesting results across various languages, such as Chinese.

### 3.3 Data Collection

After determining the tasks and languages, we introduce the data annotation process to get the MTG. Firstly, the Google Translator<sup>3</sup> is used to translate the English datasets to the selected languages. Then, the same translator is used to translate the results back to English. If the n-gram overlap ratio between the original English text and the back-translated one is less than the setting threshold, the example will be removed. Different threshold values (from 0.3 to 0.6 with 0.1 as step length) are tried and if the threshold is set to 0.6, the training data size of QG will drop more than 60%. Thus we decide to use 0.5 as the threshold number to improve the quality of the filtered data while still maintain more than 70% of the original training

<sup>3</sup><https://translate.google.com/>

data.<sup>4</sup> All four languages are aligned to ensure the dataset to be multi-way parallel. Afterward, 87k, 72k, and 280k rough parallel training data for SG, QG, and TG are constructed.

10,000 samples of each task are randomly chosen from the merged development and test sets as data for annotation. The annotators are required to further check the translated results based on the following rules: (1) **Relevance** Whether the target text is meaningful and relevant to the source text. (2) **Fluency** Whether the translated text is grammatically correct. (3) **Style** Whether the translation follows local culture, language conventions, and gender-related words.

If the translated text bothers any of the above rules, annotators will correct it accordingly. The annotated data is then split to 5k/2k/3k as training/development/test subset for training, validation, and test.

Then the multi-way parallel generation benchmark MTG is finally completed. It contains three different generation tasks (SG, QG, TG) in four languages (en, de, fr, es). Each example is fully parallel across the four languages, which means we can take the input in one language and use the output in another language. The statistic of MTG is shown in Table 2.

Task	SG, QG, TG
<b>For each language</b>	
Rough training size	87k/72k/280k
Annotated training size	5k/5k/5k
Annotated development size	2k/2k/2k
Annotated test size	3k/3k/3k
<b>For four languages (en, de, fr, es)</b>	
Total Annotated size	120k
Total dataset size	1.87m

Table 2: The statistic of MTG. MTG consists of four subsets: *rough training*, *annotated training*, *development* and *test* set. The rough training set is filtered by back-translating across four languages. The annotated training, development and test sets are corrected by human experts.

### 3.4 Annotation Process

A team of 10 full-time experts<sup>5</sup> are hired to do the annotation, who are paid daily. Some part-time

<sup>4</sup>The detailed numbers of the filtered datasets with respect to different thresholds are included in the appendix.

<sup>5</sup>There are 3 language experts for German, 3 for French, and 4 for Spanish.

workers<sup>6</sup> are also employed to increase the annotations throughput, who are paid by the number of annotations. Each annotator is an expert in at least two languages (English and another target language). They are firstly trained on how to correct error translations according to the above rules and then annotate a small number of examples as test. These examples will be rechecked by us and give feedback to help them understand the tasks. After this annotation training process, the annotators will start annotating the dataset. For quality control, we sample 2% from the generated annotations and arranged 9 experts to recheck them. Each example will be assigned to two other experts and the data will be qualified only if both of them agree on the annotation<sup>7</sup>. If more than 5% of the annotations fail, then all the data of that annotator for that day will be re-checked.

It takes 62 days to finish the annotation process. Full-time experts are paid \$40 dollar per day and part-time annotators are paid \$0.2 per example<sup>8</sup>.

## 4 Experiments

In this section, we conduct extensive experiments to benchmark the difficulty of our proposed MTG via several state-of-the-art multilingual models under different scenarios.

### 4.1 Evaluation Models

The performance of the following four most popular multilingual pre-trained models are explored:

**M-BERT** Multilingual BERT (M-BERT) (Devlin et al., 2019) is a single language model pre-trained from monolingual corpora in 104 languages using Masked Language Modeling (MLM) task. M-BERT leverages a shared vocabulary of 110k WordPiece tokens and has 12 layers with 172M parameters totally.

**XLM** The Cross-Lingual Language Model (XLM) (Lample and Conneau, 2019) is pre-trained simultaneously with Masked Language Model (MLM) task using monolingual data and Translation Language Model (TLM) task using parallel data. XLM has a shared vocabulary of 200k

<sup>6</sup>There are 16 part-time workers who participated in the German annotation, 39 for French and 4 for Spanish.

<sup>7</sup>The grammar, expressions, punctuation of the annotated text are completely correct and the expressions are in accordance with the foreign language.

<sup>8</sup>Full-time employees work at most 8 hours per day, and the local minimum hourly wage is \$3.7. The part-time annotators can produce at least 20 examples per hour.



Human score	AdaBoost	Bagging	DecisionTree	ExtraTree	GradientBoosting	Kneighbors	Linear	RandomForest	SVR
Grammar	0.203	0.235	0.065	0.312	<b>0.319</b>	0.162	0.255	0.248	0.280
Fluency	0.166	0.265	0.087	0.299	<b>0.333</b>	0.288	0.255	0.233	0.254
Logical	0.243	0.136	-0.021	0.190	<b>0.315</b>	0.037	0.184	0.059	0.239
Avg	0.260	0.251	0.110	0.183	<b>0.437</b>	0.176	0.316	0.215	0.299

Table 3: The pearson correlation scores between different regressors and human annotated scores. Avg means the adverage human annotated score of Grammar, Fluency and Logical.

byte-pair encoded (BPE) subwords (Sennrich et al., 2016) and 16 layers totaling 570M parameters.

**mBART** Multilingual BART (mBART) (Liu et al., 2020) is a pre-trained encoder-decoder model using denoising auto-encoding objective on monolingual data over 25 languages. mBART has a shared vocabulary of 250k tokens leveraging Sentence Piece tokenization scheme. mBART consists of 12-layer encoder and 12-layer decoder with a total of 680M parameters.

**mT5** Multilingual T5 (mT5) (Xue et al., 2020) is a multilingual variant of T5 (Raffel et al., 2020) leveraging a text-to-text format. mT5 is pre-trained on a span-corruption version of Masked Language Modeling objective over 101 languages. It is composed of 24-encoder layers and 24 decoder layers with 13B parameters.

## 4.2 Evaluation Scenarios

A salient feature of MTG is that it is multi-way parallel across all languages. Thus, we conduct experiments in various scenarios to demonstrate the wide usability of MTG.

**Monolingual fine-tuning** The pre-trained model is trained for a downstream task using the training data for a specific language and evaluates on the test set for the same language. The input and output of the downstream task are in the same language.

**Monolingual Multitask fine-tuning** A universal model for all tasks is trained. But it is still language specific as described in Monolingual fine-tuning.

**Multilingual fine-tuning** The pre-trained model is jointly finetuned with data in all languages for a specific task. Different from the monolingual fine-tuning setting, there is only one model for each downstream task, which can serve all languages.

**Multilingual Multitask fine-tuning** Rather than only combining training data of all languages in Multilingual fine-tuning, data from all languages and all tasks are gathered to train a single model

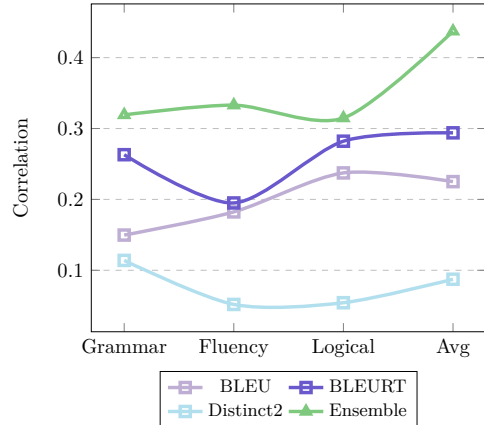


Figure 2: The pearson correlation scores between automatic metric scores and human annotated scores. Avg denotes the average score of Grammar, Fluency and Logical scores.

for all languages and tasks.

**Cross-lingual generation** Since MTG is multi-way parallel, it can be reorganized to create input-output pairs that belong to different languages. For example, in title generation, a sample can consist of source document in English and target title in German. For a multilingual dataset with  $L$  languages,  $L * (L - 1)$  input-output pairs can be constructed, where the direction matters. The cross-lingual generation performances on all  $L * (L - 1)$  directions are evaluated.

**Zero-shot transfer** We also try to explore the zero-shot generation on the three tasks. The model is finetuned on a specific task with English input and output. Then it is used to generate output in other languages with a given language tag.

## 4.3 Evaluation Metrics

The quality of generated texts are evaluated from different aspects to fully understand the model performance. Moreover, we propose a new ensemble metric that has higher correlation scores with human annotations scores.

**N-gram based Metrics** N-gram-based metrics evaluate the text-overlapping score between the outputs and references. The following three metrics

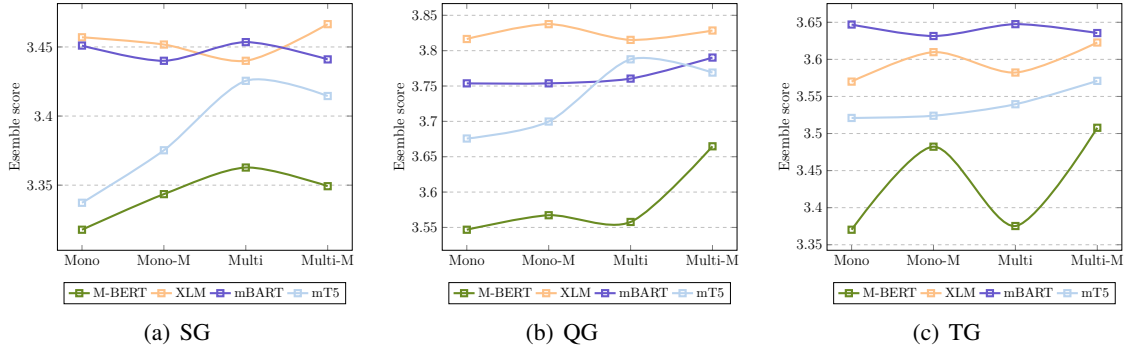


Figure 3: Ensemble metric scores for four models under four different settings. Here Mono and Multi represent the monolingual and multilingual training respectively. \*-M denotes the corresponding multitask training counterparts.

are used: (1) **BLEU** (Papineni et al., 2002) is a popular metric that calculates the word-overlap scores between the generated texts and gold-standard ones. We use the BLEU-4, which is the average score for unigram, bigram, trigram, and 4-gram. (2) **ROUGE** (Lin, 2004) is a recall-oriented metric that counts the number of overlapping units such as n-gram, word sequences, and word pairs between the produced texts and gold-standard ones. ROUGE-L calculates the overlapping of the longest common subsequence between generated results and the references. (3) **METEOR** (Banerjee and Lavie, 2005) relies on semantic features to predict the similarity scores between system hypotheses and human references.

**Embedding based Metrics** The embedding-based metrics can, to a large extent, capture the semantic-level similarity between the generated texts and the ground truth. (1) **BERTScore** (Zhang et al., 2019) computes the token similarity of candidates and references as a sum of cosine similarities of tokens using pre-trained BERT contextual embeddings. (2) **BLEURT** (Sellam et al., 2020) is a learned metric on a diverse set of lexical- and semantic-level supervision via the BERT-base architecture. However, it only supports English currently.

**Diversity Metrics** We also employ the distinct metric (Li et al., 2016), which calculates the proportion of the distinct n-grams in all the system hypotheses and can be used to evaluate the diversity of the generated texts. In this paper, we choose the distinct-1 for unigram diversity.

**Human Evaluation** Human evaluation is also leveraged to better understand the quality of model outputs. Specifically, 30 cases are randomly sampled from the test set for each task and language,

and then they are presented to human annotators with the model outputs. They evaluate each model output from three aspects: **Grammar**, **Fluency**, and **Relevance** and give a score from 1 to 5 for each aspect. The detailed annotation rules are in the appendix.

**Ensemble Metric** For the samples with human annotation, their automatic metrics scores (except for BLEURT because it only supports English) are gathered as features. Then the human annotated scores are served as targets. All these data are split into training, development and test sets. After comparing different regression models’ performance as shown in Table 3, we finally choose gradient boosting regression model as the ensemble metric.

The correlations between automatic metric and human evaluation scores on the above test set are displayed in Figure 2. Our ensemble metric outperforms the other three metrics<sup>9</sup>.

#### 4.4 Results

We finetune the state-of-the-art multilingual pre-trained models on the three tasks involved in MTG, and evaluate the performance under different scenarios. Due to the limited space, we list parts of results in the main body, and the full results and experimental settings can be found in the appendix.

**Monolingual and Multilingual** *In most cases, multilingual training can improve model performance.* As shown in Figure 3, For M-BERT, mBART and mT5, training with all language data can improve the model performance on all tasks compared with the monolingual ones. In the multitask setting, multilingual training can also bring

<sup>9</sup>The comparison with all other automatic metrics are included in the appendix, still, our ensemble metric achieves the best performance.

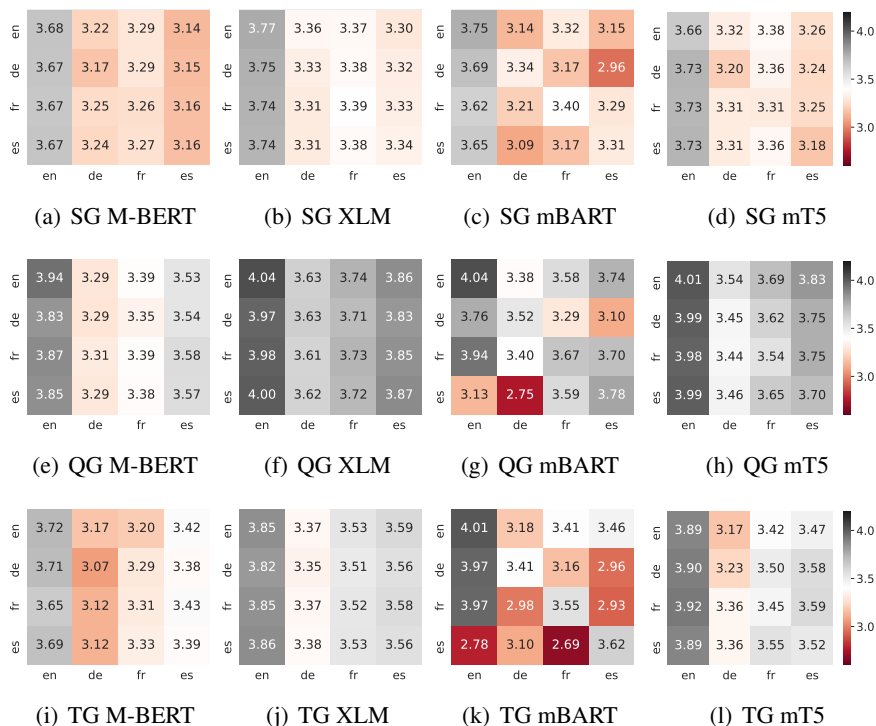


Figure 4: The cross-lingual ensemble metric results for four models (M-BERT, XLM, mBART and mT5) on three tasks (SG, QG and TG). Here, every cell of row lang1 and column lang2 means the model is trained on lang1 and tested on lang2. Deeper gray represents better cross-lingual performance while deeper red indicates worse performance.

performance improvement. Compared with other models, multilingual training can bring more performance enhancement for mT5. This is because the mT5 has more parameters and performs better when the training data size increases.

**Multitask and Single-task** Besides multilingual training, we also explore the influence of multi-task training by training with all tasks’ data. As shown in Figure 3, *compared with single-task training on monolingual data, the multitask counterparts are likely to boost the performance. While for multilingual data, adding multitask training objective sometimes can cause performance decline especially in the task of story generation.* This is because the reference of story generation is less deterministic compared with title generation and question generation. The task difference between story generation and the other two causes the multitask training performance to drop.

**Cross-lingual** In this paper, we make use of the multi-way parallel data to do the supervised cross-lingual training, e.g., for English centric cross-lingual training, we take the English source as the

input and the parallel German, French, Spanish target as the output. Then we evaluate the model on same setting (en->de, en->es, en->fr). Figure 4 contains the four language centric cross-lingual results and monolingual results. *Compared with the other three models, XLM performs best in most cases* (cells for XLM are closer to gray). This is because XLM makes use of parallel data for TLM during the pre-training phase, which gives it cross-language capabilities. Besides, mT5 outperforms mBART under the cross-lingual setting when both of them only use the monolingual corpus for pre-training. The reason is that the training of mT5 contains more languages compared with 25 languages for mBART.

On the other hand, as displayed in Figure 4, *it is much easier for models to transfer to English compared with transferring to German* (nearly all columns of English is gray while most cells in the columns for German are red). This is because the word order of German is more different from the other three languages.

**Zero-shot** We also explore the zero-shot transfer by training on English input and output. And

Setting	Model	BLEU	R-1	R-2	R-L	METEOR	BERTScore	D-1	D-2	Ensemble
SG	M-BERT	0.0	3.2	0.0	3.2	0.048	0.703	0.94	0.98	2.746
	XLM	0.5	9.6	1.1	9.1	0.068	0.694	0.89	0.92	3.074
	mBART	0.1	4.0	0.0	4.0	0.038	0.687	0.90	0.98	2.458
	mT5	0.1	3.3	0.0	3.3	0.044	0.705	0.98	1.00	2.768
QG	M-BERT	0.6	3.2	0.4	3.1	0.059	0.731	0.92	0.99	2.636
	XLM	2.9	20.7	4.1	19.6	0.126	0.738	0.94	0.98	3.297
	mBART	1.0	5.5	1.0	5.3	0.071	0.745	0.98	1.00	2.820
	mT5	1.3	5.0	1.0	4.9	0.075	0.748	0.97	1.00	2.838
TG	M-BERT	2.0	7.5	2.0	7.2	0.106	0.658	0.91	0.95	3.007
	XLM	3.4	14.9	5.2	13.7	0.133	0.688	0.88	0.93	3.150
	mBART	4.5	13.9	5.1	13.3	0.145	0.711	0.97	1.00	3.222
	mT5	4.4	11.8	4.3	11.2	0.128	0.686	0.97	0.99	3.135

Table 4: Zero shot results for four models on three tasks. The results are the average scores on the en->de, en->fr, en->es test set. Here R-\* and D-\* represent ROUGE-\* and Distant-\* respectively.

Setting	Model	Gram.	Flu.	Rel.
Mono	M-BERT	3.89	3.93	3.55
	XLM	<b>4.37</b>	<b>4.40</b>	<b>4.13</b>
	mBART	4.02	4.03	3.83
	mT5	4.18	4.17	4.05
Multi	M-BERT	3.89	3.78	3.70
	XLM	<b>4.03</b>	<b>3.99</b>	<b>3.84</b>
	mBART	3.96	3.72	3.58
	mT5	3.84	3.74	3.72
Cross	M-BERT	<b>3.82</b>	<b>3.90</b>	<b>3.94</b>
	XLM	3.64	3.64	3.69
	mBART	3.68	3.64	3.70
	mT5	3.72	3.58	3.81
Zero	M-BERT	2.47	1.76	1.67
	XLM	3.16	2.69	2.72
	mBART	3.31	3.00	3.18
	mT5	<b>3.41</b>	<b>3.22</b>	<b>3.20</b>

Table 5: Human evaluation on TG task under four evaluation settings. The score is 1-5 with 5 is the best. It is the average score on four languages. ‘Gram.’, ‘Flu.’, ‘Rel.’ indicates **Grammar**, **Fluency** and **Relevance** respectively. The bolded results are the best among four models. The full results are included in the appendix.

then, we try to generate output in other languages via a given English input and a language tag directly. Different from the cross-lingual setting, the model does not see en->x (x=de, es, fr) data during training. Table 4 indicates that *XLM still outperforms other models by a large margin on SG and QG tasks. However, mT5 fails because it does not have language tags during the pre-training.* Since we only use en->en data to finetune models to the downstream tasks, mT5 has never seen the language tags of target languages and can not generate the corresponding language.

**Human evaluation** Table 5 presents the human evaluation scores for TG in four evaluation scenarios. From the table, we can find that XLM and mT5 usually have higher scores than M-BERT and mBART. This is because they are pre-trained with

more languages and better pretrain tasks, which enables them to fuse semantic spaces of different languages better.

**Takeaways** Based on the analysis above, we can draw several conclusions: (1) Multilingual training can boosting model performance in most cases. (2) German is harder for the cross-lingual model to generate compared with the other three languages. (3) XLM has the best cross-lingual performance across all three tasks. In the setting of zero-shot, it still maintains superior performance.

## 4.5 Discussion

**Pseudo vs. Annotated** To answer the question *Does the 5k annotated data help the model to generate better?* We use the rough training data filtered by back-translation for the first stage finetuning and the annotated training data for the second stage. We conduct the ablation study on the two-step finetuning in QG under all evaluation scenarios with mBART and present the results in Figure 5. To compare the performance between the first stage and the second, we also make T-test and prove that the improvement of annotated training data is significant in nearly all settings (except for in Multilingual-Multitask setting)<sup>10</sup>. It illustrates that although the number of annotated data is small, it can further improve the performance. It also highlights the necessity of human-annotated multilingual data, comparing with pseudo parallel data via machine translation.

**Translation vs. Cross-lingual** Different from cross-lingual generation, we can also generate output in the same language with the input and then

<sup>10</sup>The average score and p-value are displayed in appendix.



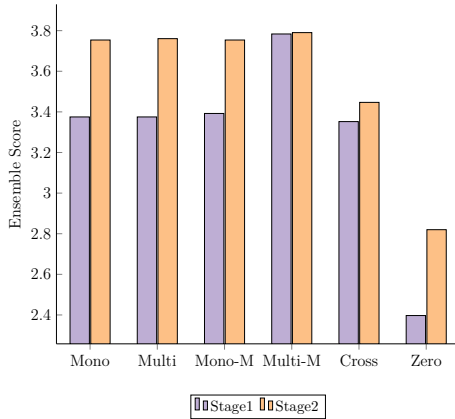


Figure 5: The different stage performances of models under various settings. Here stage1 represents models trained only on rouge training data while stage2 represents models further trained on human annotated training data based on models in stage1.

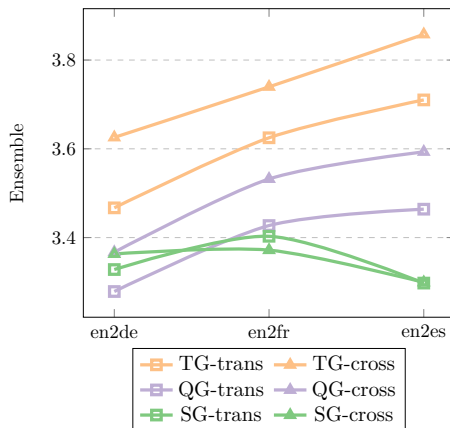


Figure 6: The cross-lingual performances of translation-based models and models directly trained on our cross-lingual data.

translate it to another language. Thus, we compare the results of cross-lingual generation with the generation-translation baseline, which uses the English generation model to get English output and then translate it to German, French, and Spanish. The results are plotted in Figure 6. As the figure shows, the cross-lingual generation model in almost all tasks and languages outperforms the generation-translation baselines. This means that the supervised cross-lingual generation is the better solution when the source and target are in different languages. Our multi-way parallel multilingual benchmark provides plenty of cross-lingual data in different directions, which will encourage research on cross-lingual generation.

## 5 Conclusion

In this paper, we propose a multilingual benchmark MTG for text generation. It contains three typical generation tasks: story, question, and title generation. The key feature of MTG is that it has multi-way parallel data across four languages: English, German, French, Spanish. It provides the benchmark ability to create more evaluation scenarios, such as cross-lingual training and zero-shot transfer. We also benchmark state-of-the-art multilingual pre-trained models on our MTG from different metrics to explore its features and challenges and promote research and progress in multilingual text generation.

## 6 Ethics Consideration

Since we propose a new multilingual text generation benchmark MTG, we solve some possible ethic considerations in this section.

**English dataset** We choose ROCStories, SQUAD 1.0 and XX<sup>11</sup> as the English dataset for story, question and title generation tasks. All of them are available for research use under their licenses. They can be download freely from their websites<sup>12</sup>. We ensure that these datasets are only used for academic research and the dataset construction process is consistent with the intellectual property and privacy rights of the original authors.

**Annotation process** As described in Section 3.4, we hire some full-time and part-time language experts to do the annotation and all of them are paid fairly. Their salary is higher than the local minimum average hourly wage. They are voluntary participants and are aware of any risks of harm associated with their participation. The annotation process is consistent with the intellectual property and privacy rights of the recruited annotators as well.

## References

Nader Akoury, Shufan Wang, Josh Whiting, Stephen Hood, Nanyun Peng, and Mohit Iyyer. 2020. Hush: A dataset and platform for human-in-the-loop story generation. In *Proceedings of the 2020 Conference on Empirical Methods in Natural Language Processing (EMNLP)*, pages 6470–6484.

<sup>11</sup>As stated above, we do not use the true name here.

<sup>12</sup>ROCStories requires for some necessary contact information

- Naveen Arivazhagan, Ankur Bapna, Orhan Firat, Dmitry Lepikhin, Melvin Johnson, Maxim Krikun, Mia Xu Chen, Yuan Cao, George Foster, Colin Cherry, et al. 2019. Massively multilingual neural machine translation in the wild: Findings and challenges. *arXiv preprint arXiv:1907.05019*.
- Mikel Artetxe, Sebastian Ruder, and Dani Yogatama. 2020. On the cross-lingual transferability of monolingual representations. In *Proceedings of the 58th Annual Meeting of the Association for Computational Linguistics (Volume 1: Long Papers)*.
- Satanjeev Banerjee and Alon Lavie. 2005. Meteor: An automatic metric for mt evaluation with improved correlation with human judgments. In *Proceedings of the acl workshop on intrinsic and extrinsic evaluation measures for machine translation and/or summarization*, pages 65–72.
- Alexis Conneau, Kartikay Khandelwal, Naman Goyal, Vishrav Chaudhary, Guillaume Wenzek, Francisco Guzmán, Edouard Grave, Myle Ott, Luke Zettlemoyer, and Veselin Stoyanov. 2019. Unsupervised cross-lingual representation learning at scale. *arXiv preprint arXiv:1911.02116*.
- Michael A Covington. 2001. Building natural language generation systems. *Language*, 77(3):611–612.
- Jacob Devlin, Ming-Wei Chang, Kenton Lee, and Kristina Toutanova. 2019. Bert: Pre-training of deep bidirectional transformers for language understanding. In *Proceedings of the 2019 Conference of the North American Chapter of the Association for Computational Linguistics: Human Language Technologies, Volume 1 (Long and Short Papers)*, pages 4171–4186.
- Nan Duan, Duyu Tang, Peng Chen, and Ming Zhou. 2017. Question generation for question answering. In *Proceedings of the 2017 Conference on Empirical Methods in Natural Language Processing*, pages 866–874.
- Sebastian Gehrmann, Tosin Adewumi, Karmanya Agarwal, Pawan Sasanka Ammanamanchi, Aremu Anuoluwapo, Antoine Bosselut, Khyathi Raghavi Chandu, Miruna Clinciu, Dipanjan Das, Kaustubh Dhole, et al. 2021. The gem benchmark: Natural language generation, its evaluation and metrics. *arXiv preprint arXiv:2102.01672*.
- Jian Guan, Yansen Wang, and Minlie Huang. 2019. Story ending generation with incremental encoding and commonsense knowledge. In *Proceedings of the AAAI Conference on Artificial Intelligence*, volume 33, pages 6473–6480.
- Mandy Guo, Zihang Dai, Denny Vrandečić, and Rami Al-Rfou. 2020. Wiki-40b: Multilingual language model dataset. In *Proceedings of The 12th Language Resources and Evaluation Conference*, pages 2440–2452.
- Junjie Hu, Sebastian Ruder, Aditya Siddhant, Graham Neubig, Orhan Firat, and Melvin Johnson. 2020. Xtreme: A massively multilingual multi-task benchmark for evaluating cross-lingual generalisation. In *International Conference on Machine Learning*, pages 4411–4421. PMLR.
- Haoyang Huang, Yaobo Liang, Nan Duan, Ming Gong, Linjun Shou, Daxin Jiang, and Ming Zhou. 2019. Unicoder: A universal language encoder by pre-training with multiple cross-lingual tasks. *arXiv preprint arXiv:1909.00964*.
- Zhengbao Jiang, Antonios Anastasopoulos, Jun Araki, Haibo Ding, and Graham Neubig. 2020. X-factr: Multilingual factual knowledge retrieval from pre-trained language models. In *Proceedings of the 2020 Conference on Empirical Methods in Natural Language Processing (EMNLP)*, pages 5943–5959.
- Rong Jin and Alexander G Hauptmann. 2002. A new probabilistic model for title generation. In *COLING 2002: The 19th International Conference on Computational Linguistics*.
- Kyo Kageura. 2012. *The quantitative analysis of the dynamics and structure of terminologies*, volume 15. John Benjamins Publishing.
- Faisal Ladhak, Esin Durmus, Claire Cardie, and Kathleen McKeown. 2020. Wikilingua: A new benchmark dataset for cross-lingual abstractive summarization. *arXiv preprint arXiv:2010.03093*.
- Guillaume Lample and Alexis Conneau. 2019. Cross-lingual language model pretraining. *arXiv preprint arXiv:1901.07291*.
- Jiwei Li, Michel Galley, Chris Brockett, Jianfeng Gao, and William B Dolan. 2016. A diversity-promoting objective function for neural conversation models. In *Proceedings of the 2016 Conference of the North American Chapter of the Association for Computational Linguistics: Human Language Technologies*, pages 110–119.
- Yaobo Liang, Nan Duan, Yeyun Gong, Ning Wu, Fenfei Guo, Weizhen Qi, Ming Gong, Linjun Shou, Daxin Jiang, Guihong Cao, et al. 2020. Xglue: A new benchmark dataset for cross-lingual pre-training, understanding and generation. In *Proceedings of the 2020 Conference on Empirical Methods in Natural Language Processing (EMNLP)*, pages 6008–6018.
- Chin-Yew Lin. 2004. Rouge: A package for automatic evaluation of summaries. In *Text summarization branches out*, pages 74–81.
- Yinhan Liu, Jiatao Gu, Naman Goyal, Xian Li, Sergey Edunov, Marjan Ghazvininejad, Mike Lewis, and Luke Zettlemoyer. 2020. Multilingual denoising pre-training for neural machine translation. *Transactions of the Association for Computational Linguistics*, 8:726–742.

- Shayne Longpre, Yi Lu, and Joachim Daiber. 2020. Mkqa: A linguistically diverse benchmark for multilingual open domain question answering. *arXiv preprint arXiv:2007.15207*.
- Nasrin Mostafazadeh, Nathanael Chambers, Xiaodong He, Devi Parikh, Dhruv Batra, Lucy Vanderwende, Pushmeet Kohli, and James Allen. 2016. A corpus and cloze evaluation for deeper understanding of commonsense stories. In *Proceedings of the 2016 Conference of the North American Chapter of the Association for Computational Linguistics: Human Language Technologies*, pages 839–849.
- Diego Moussallem, Paramjot Kaur, Thiago Castro Ferreira, Chris van der Lee, Anastasia Shimorina, Felix Conrads, Michael Röder, René Speck, Claire Gardent, Simon Mille, et al. 2020. A general benchmarking framework for text generation. In *Proceedings of the 3rd International Workshop on Natural Language Generation from the Semantic Web (WebNLG+)*, pages 27–33.
- Kishore Papineni, Salim Roukos, Todd Ward, and Wei-Jing Zhu. 2002. Bleu: a method for automatic evaluation of machine translation. In *Proceedings of the 40th annual meeting of the Association for Computational Linguistics*, pages 311–318.
- Colin Raffel, Noam Shazeer, Adam Roberts, Katherine Lee, Sharan Narang, Michael Matena, Yanqi Zhou, Wei Li, and Peter J. Liu. 2020. [Exploring the limits of transfer learning with a unified text-to-text transformer](#). *Journal of Machine Learning Research*, 21(140):1–67.
- Pranav Rajpurkar, Robin Jia, and Percy Liang. 2018. Know what you don’t know: Unanswerable questions for squad. In *Proceedings of the 56th Annual Meeting of the Association for Computational Linguistics (Volume 2: Short Papers)*, pages 784–789.
- Pranav Rajpurkar, Jian Zhang, Konstantin Lopyrev, and Percy Liang. 2016. Squad: 100,000+ questions for machine comprehension of text. In *Proceedings of the 2016 Conference on Empirical Methods in Natural Language Processing*, pages 2383–2392.
- Alan Ritter, Colin Cherry, and William B Dolan. 2011. Data-driven response generation in social media. In *Proceedings of the 2011 Conference on Empirical Methods in Natural Language Processing*, pages 583–593.
- Thibault Sellam, Dipanjan Das, and Ankur P Parikh. 2020. Bleurt: Learning robust metrics for text generation. *arXiv preprint arXiv:2004.04696*.
- Rico Sennrich, Barry Haddow, and Alexandra Birch. 2016. Neural machine translation of rare words with subword units. In *Proceedings of the 54th Annual Meeting of the Association for Computational Linguistics (Volume 1: Long Papers)*, pages 1715–1725.
- Linting Xue, Noah Constant, Adam Roberts, Mihir Kale, Rami Al-Rfou, Aditya Siddhant, Aditya Barua, and Colin Raffel. 2020. mt5: A massively multilingual pre-trained text-to-text transformer. *arXiv preprint arXiv:2010.11934*.
- Tianyi Zhang, Varsha Kishore, Felix Wu, Kilian Q Weinberger, and Yoav Artzi. 2019. Bertscore: Evaluating text generation with bert. *arXiv preprint arXiv:1904.09675*.

## A Experimental settings

We use the encoder-decoder architecture for our generation tasks. Among the models described above, mBART and mT5 have been pre-trained for generation tasks, but M-BERT and XLM-R are only pre-trained for encoder representations. Therefore, we initialize the decoder with the encoder parameters for M-BERT and XLM-R. During the pre-training phase, there are no language tags in M-BERT and mT5. Thus we manually add the language tag at the beginning of the source and target for M-BERT and add the target language tag to the beginning of source for mT5.

We adjust the input format for each task. For QG, we append the answer to the passage and insert a special token to separate them. For SG, we take the beginning four sentences as the source and make the last sentence as the target.

We take a two-step finetuning to make full use of our MTG benchmark. We first use the large rough parallel training data to train our models on the downstream tasks for 20 epochs, and then finetune the models on the small annotated training data to further improve the generation performance for 10 epochs. We evaluate the model for every 2000 steps and use the loss on development to choose the best model. The batch size is 32. The learning rate and optimizer parameters are set to the default parameters for each model.

Threshold	QG	TG	SG
0	82306	393792	88161
0.3	80836	355034	88158
0.4	79390	333461	88077
0.5	71819	280376	87003
0.6	32261	144109	75892

Table 6: The data size of datasets filtered by back translation with respect to different thresholds.

## B Human evaluation

We use **Grammar**, **Fluency**, and **Relevance** to evaluate the generation performance. Each score is from 1 to 5. The principle of each level can be found below.

### Grammar

1. Not the target language at all
2. Is the target language, but has too many grammatical errors to convey the meaning
3. Barely conveys the meaning of the sentence, but has many errors
4. Grammatically correct overall, with a few errors
5. Perfect sentence

### Fluency

1. Completely incomplete, with loose words
2. Basically incomplete, with some phrases
3. Barely formed sentences, but not fluent
4. Basically complete, with a few flaws
5. Perfect sentence

### Relevance

1. Not related at all
2. A few words are relevant (e.g., character, place, time, etc.), but the overall narrative is not relevant
3. Relevant, but not logical
4. Basically reasonable, with a few irrelevant descriptions
5. Very reasonable

## C Back Translation Threshold Testing

The detailed data size of back translation filtered dataset for different tasks are presented in Table 6.

## D Automated Metric Performances

The full comparison of the ensemble metric and other automatic metrics are displayed in Figure 7. The ensemble metric outperforms all other metrics.

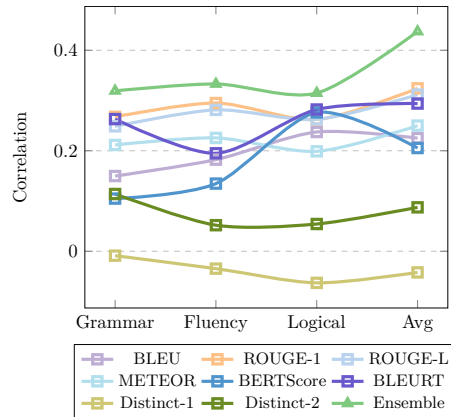


Figure 7: The pearson correlation scores between automatic metric scores and human annotated scores. Avg denotes the average score of Grammar, Fluency and Logical scores.

## E Significant Test Results

The average ensemble metric scores for stage1 and stage2 in question generation and the corresponding significant test p-values are displayed in Table 7. As it shows, adding human annotated training data can always improve the model performance under different settings. The improvements are all significant in all settings except for in Multilingual-Multitask setting.

	Mono	Multi	Mono-M	Multi-M	Cross	Zero
stage1	3.375	3.375	3.392	3.784	3.352	2.397
stage2	3.754	3.761	3.754	3.790	3.447	2.820
p-value	0.000	0.000	0.000	0.234	0.000	0.000

Table 7: The average ensemble metric scores for stage1 and stage2 in question generation task and the corresponding significant test p-values. Here stage1 represents models trained only on rouge training data while stage2 represents models further trained on human annotated training data based on models in stage1.

## F Human evaluation scores

The human evaluation scores for different models and tasks are included in Table 8, 9 and 10.

## G Experimental Results

We present detailed experimental results of our four baseline models under four different evaluation settings here.



Setting	Model	Gram.	Flu.	Rel.
Mono	M-BERT	4.30	4.47	4.06
	XLM	4.53	4.56	4.00
	mBART	<b>4.65</b>	<b>4.69</b>	<b>4.14</b>
	mT5	4.51	4.63	4.09
Multi	M-BERT	<b>4.31</b>	4.38	4.22
	XLM	4.20	<b>4.39</b>	<b>4.43</b>
	mBART	4.22	4.34	4.31
	mT5	4.12	4.13	4.15
Mono-M	M-BERT	<b>4.23</b>	4.37	<b>3.76</b>
	XLM	4.16	4.32	3.60
	mBART	4.13	4.38	3.51
	mT5	4.18	<b>4.44</b>	3.67
Multi-M	M-BERT	<b>4.32</b>	4.42	3.78
	XLM	4.31	4.41	3.78
	mBART	4.18	4.38	3.59
	mT5	4.20	<b>4.48</b>	<b>3.79</b>
Cross	M-BERT	<b>4.38</b>	<b>4.56</b>	<b>4.28</b>
	XLM	4.09	4.19	4.19
	mBART	3.97	4.06	3.97
	mT5	4.26	4.28	4.12
Zero	M-BERT	2.07	2.10	2.12
	XLM	2.04	1.98	1.98
	mBART	2.07	2.04	2.04
	mT5	<b>2.19</b>	<b>2.21</b>	<b>2.22</b>

Table 8: Human evaluation on QG task under four evaluation settings. The score is 1-5 with 5 is the best. It is the average score on four languages. ‘Gram.’, ‘Flu.’, ‘Rel.’ indicates **Grammar**, **Fluency** and **Relevance** respectively.

Setting	Model	Gram.	Flu.	Rel.
Mono	M-BERT	3.89	3.93	3.55
	XLM	<b>4.37</b>	<b>4.40</b>	<b>4.13</b>
	mBART	4.02	4.03	3.83
	mT5	4.18	4.17	4.05
Multi	M-BERT	3.89	3.78	3.70
	XLM	<b>4.03</b>	<b>3.99</b>	<b>3.84</b>
	mBART	3.96	3.72	3.58
	mT5	3.84	3.74	3.72
Mono-M	M-BERT	4.09	4.26	3.43
	XLM	4.12	4.35	3.38
	mBART	4.03	4.19	3.30
	mT5	<b>4.21</b>	4.35	<b>3.54</b>
Multi-M	M-BERT	<b>4.28</b>	4.33	3.47
	XLM	4.21	4.34	3.48
	mBART	4.14	4.29	3.45
	mT5	4.16	<b>4.43</b>	<b>3.57</b>
Cross	M-BERT	<b>3.82</b>	<b>3.90</b>	<b>3.94</b>
	XLM	3.64	3.64	3.69
	mBART	3.68	3.64	3.70
	mT5	3.72	3.58	3.81
Zero	M-BERT	2.47	1.76	1.67
	XLM	3.16	2.69	2.72
	mBART	3.31	3.00	3.18
	mT5	<b>3.41</b>	<b>3.22</b>	<b>3.20</b>

Table 9: Human evaluation on TG task under four evaluation settings. The score is 1-5 with 5 is the best. It is the average score on four languages. ‘Gram.’, ‘Flu.’, ‘Rel.’ indicates **Grammar**, **Fluency** and **Relevance** respectively.

Setting	Model	Gram.	Flu.	Rel.
Mono	M-BERT	4.52	4.55	4.14
	XLM	<b>4.56</b>	4.53	4.08
	mBART	4.39	4.59	3.94
	mT5	4.40	<b>4.73</b>	<b>4.22</b>
Multi	M-BERT	3.70	3.62	3.91
	XLM	4.00	<b>4.09</b>	<b>4.16</b>
	mBART	4.04	4.04	4.08
	mT5	<b>4.07</b>	4.06	4.03
Mono-M	M-BERT	4.52	4.63	<b>3.81</b>
	XLM	4.48	4.63	3.71
	mBART	<b>4.53</b>	4.63	3.62
	mT5	4.50	4.59	3.73
Multi-M	M-BERT	4.47	4.58	<b>3.90</b>
	XLM	4.53	4.63	3.80
	mBART	4.43	<b>4.66</b>	3.61
	mT5	4.53	4.63	3.67
Cross	M-BERT	3.76	3.67	3.47
	XLM	3.91	3.79	3.59
	mBART	<b>3.94</b>	<b>3.86</b>	3.50
	mT5	3.88	3.81	<b>3.61</b>
Zero	M-BERT	1.36	1.28	1.23
	XLM	<b>1.47</b>	<b>1.47</b>	<b>1.36</b>
	mBART	1.16	1.12	1.07
	mT5	1.34	1.32	1.26

Table 10: Human evaluation on SG task under four evaluation settings. The score is 1-5 with 5 is the best. It is the average score on four languages. ‘Gram.’, ‘Flu.’, ‘Rel.’ indicates **Grammar**, **Fluency** and **Relevance** respectively.

Task	Model	Language	N-gram-based		Embedding-based			Others Distant-1	Ours Ensemble
			BLEU	ROUGE-L	METEOR	BERTScore	BLEURT		
SG	M-BERT	en->en	2.44	18.1	0.105	0.885	-0.771	0.93	3.68
		de->de	1.39	11.8	0.124	0.704	-	0.918	3.172
		fr->fr	1.14	12	0.205	0.711	-	0.935	3.259
		es->es	1.26	12.4	0.106	0.701	-	0.949	3.16
	XLM	en->en	3.17	20.4	0.092	0.879	-0.747	0.96	3.768
		de->de	2.5	15.8	0.101	0.712	-	0.962	3.325
		fr->fr	3.4	18.3	0.167	0.727	-	0.952	3.394
		es->es	3.13	16.3	0.123	0.725	-	0.96	3.341
	mBART	en->en	4.09	21.4	0.112	0.894	-0.683	0.98	3.755
		de->de	3.63	15.3	0.135	0.733	-	0.989	3.336
		fr->fr	4.07	17	0.194	0.75	-	0.985	3.403
		es->es	4.03	15.4	0.136	0.743	-	0.987	3.31
mT5	en->en	1.75	16.6	0.09	0.886	-0.807	0.98	3.656	
	de->de	1.39	11.4	0.116	0.719	-	0.955	3.204	
	fr->fr	2.34	12.6	0.189	0.737	-	0.963	3.312	
	es->es	2.25	12.5	0.117	0.729	-	0.95	3.177	
QG	M-BERT	en->en	12.87	38.6	0.189	0.891	-0.45	0.918	3.939
		de->de	4.8	19.6	0.18	0.727	-	0.921	3.285
		fr->fr	5.02	18.5	0.252	0.737	-	0.935	3.392
		es->es	6.28	21.3	0.286	0.791	-	0.939	3.571
	XLM	en->en	19.24	44	0.226	0.911	-0.256	0.959	4.036
		de->de	10.19	35.5	0.236	0.771	-	0.97	3.632
		fr->fr	16.47	39.9	0.351	0.794	-	0.944	3.733
		es->es	19.2	47	0.376	0.829	-	0.948	3.865
	mBART	en->en	19.09	44.7	0.216	0.912	-0.27	0.971	4.037
		de->de	11.1	27.6	0.233	0.778	-	0.986	3.522
		fr->fr	14.81	32.5	0.327	0.797	-	0.982	3.672
		es->es	16.59	34.6	0.368	0.831	-	0.972	3.784
mT5	en->en	17.55	41.6	0.207	0.908	-0.382	0.967	4.01	
	de->de	9.93	23.3	0.216	0.76	-	0.979	3.447	
	fr->fr	13.03	25.3	0.312	0.762	-	0.964	3.544	
	es->es	15.93	28.5	0.354	0.817	-	0.956	3.702	
TG	M-BERT	en->en	9.65	27.5	0.167	0.838	-0.743	0.914	3.72
		de->de	3.34	11.6	0.132	0.678	-	0.887	3.067
		fr->fr	5.27	18.2	0.217	0.709	-	0.9	3.307
		es->es	6.75	21.8	0.227	0.718	-	0.871	3.387
	XLM	en->en	12.61	31.6	0.186	0.879	-0.581	0.96	3.855
		de->de	6.24	19.8	0.177	0.71	-	0.942	3.348
		fr->fr	9.28	25.8	0.27	0.739	-	0.907	3.52
		es->es	9.6	27.2	0.263	0.747	-	0.897	3.557
	mBART	en->en	22.15	42.4	0.233	0.901	-0.362	0.984	4.007
		de->de	9.48	22.9	0.203	0.734	-	0.977	3.41
		fr->fr	12.29	29.4	0.282	0.759	-	0.949	3.551
		es->es	13.8	32.1	0.315	0.77	-	0.939	3.62
mT5	en->en	15.02	34.7	0.193	0.881	-0.505	0.975	3.887	
	de->de	7.35	17.4	0.174	0.695	-	0.958	3.232	
	fr->fr	10.28	24.8	0.256	0.729	-	0.933	3.45	
	es->es	12.76	28.7	0.3	0.744	-	0.92	3.515	

Table 11: The whole results under the monolingual evaluation scenarios.

Task	Model	Language	N-gram-based		Embedding-based		BLEURT	Others Distant-1	Ours Ensemble
			BLEU	ROUGE-L	METEOR	BERTScore			
SG	M-BERT	en->en	2.61	18.1	0.098	0.888	-0.773	0.971	3.702
		de->de	1.58	12	0.111	0.721	-	0.978	3.242
		fr->fr	1.01	12	0.188	0.714	-	0.971	3.278
		es->es	1.63	11.7	0.099	0.707	-	0.972	3.229
	XLM	en->en	2.14	18.3	0.083	0.874	-0.808	0.964	3.734
		de->de	2.19	15.3	0.101	0.71	-	0.966	3.308
		fr->fr	2.85	17.4	0.168	0.725	-	0.957	3.396
		es->es	2.7	14.9	0.118	0.721	-	0.97	3.322
	mBART	en->en	4.45	21.9	0.116	0.895	-0.668	0.981	3.764
		de->de	3.62	15.4	0.138	0.734	-	0.988	3.337
		fr->fr	4.31	16.5	0.202	0.749	-	0.988	3.407
		es->es	4.33	15.8	0.141	0.743	-	0.986	3.306
mT5	en->en	3.77	20.5	0.108	0.894	-0.7	0.972	3.739	
	de->de	3.12	14.6	0.134	0.732	-	0.983	3.327	
	fr->fr	3.61	16.5	0.188	0.748	-	0.965	3.376	
	es->es	3.56	15.2	0.135	0.744	-	0.972	3.26	
QG	M-BERT	en->en	14.8	39.2	0.194	0.891	-0.468	0.918	3.929
		de->de	6.09	21.1	0.188	0.733	-	0.953	3.317
		fr->fr	6.34	21.6	0.262	0.741	-	0.926	3.419
		es->es	7.36	21.9	0.298	0.789	-	0.931	3.566
	XLM	en->en	18.99	44.4	0.222	0.91	-0.288	0.955	4.036
		de->de	9.81	35.8	0.238	0.77	-	0.972	3.623
		fr->fr	16.19	40.3	0.351	0.797	-	0.946	3.737
		es->es	19	47.3	0.375	0.83	-	0.942	3.865
	mBART	en->en	19.7	45.7	0.223	0.914	-0.236	0.974	4.041
		de->de	11.92	29	0.245	0.782	-	0.986	3.557
		fr->fr	14.79	32.6	0.327	0.793	-	0.978	3.66
		es->es	16.42	34.5	0.366	0.832	-	0.972	3.784
mT5	en->en	19.87	45.9	0.227	0.914	-0.241	0.974	4.051	
	de->de	12.7	29.6	0.259	0.787	-	0.985	3.589	
	fr->fr	16.19	32.7	0.343	0.799	-	0.97	3.682	
	es->es	18.77	36.8	0.39	0.839	-	0.97	3.829	
TG	M-BERT	en->en	9.88	28.1	0.164	0.848	-0.736	0.931	3.727
		de->de	3.83	12.1	0.137	0.681	-	0.909	3.088
		fr->fr	5.43	18.6	0.207	0.709	-	0.913	3.308
		es->es	6.47	21.5	0.222	0.719	-	0.895	3.378
	XLM	en->en	12.05	32.1	0.19	0.88	-0.579	0.956	3.874
		de->de	5.99	20.2	0.184	0.711	-	0.935	3.347
		fr->fr	9.48	26.6	0.279	0.741	-	0.898	3.521
		es->es	10.98	29.4	0.284	0.755	-	0.889	3.587
	mBART	en->en	21.36	42	0.231	0.901	-0.365	0.985	4.01
		de->de	9.42	22.7	0.202	0.734	-	0.973	3.408
		fr->fr	11.87	29.1	0.276	0.758	-	0.949	3.551
		es->es	13.75	32.1	0.317	0.771	-	0.935	3.621
mT5	en->en	16.98	37.1	0.214	0.883	-0.448	0.976	3.924	
	de->de	8.21	18.8	0.193	0.697	-	0.954	3.243	
	fr->fr	11.31	26.3	0.276	0.733	-	0.934	3.476	
	es->es	12.76	28.7	0.3	0.744	-	0.92	3.515	

Table 12: The whole results under the multilingual evaluation scenarios.

Task	Model	Language	N-gram-based		Embedding-based		BLEURT	Others Distant-1	Ours Ensemble
			BLEU	ROUGE-L	METEOR	BERTScore			
SG	M-BERT	en->en	2.73	19.4	0.102	0.886	-0.812	0.92	3.69
		de->de	2.46	13.3	0.13	0.718	-	0.946	3.226
		fr->fr	1.53	13.6	0.196	0.721	-	0.935	3.28
		es->es	1.86	13.3	0.115	0.717	-	0.955	3.178
	XLM	en->en	3.06	19.9	0.091	0.877	-0.756	0.962	3.753
		de->de	2.98	16.3	0.107	0.708	-	0.973	3.336
		fr->fr	3.52	18.3	0.173	0.723	-	0.959	3.398
		es->es	2.44	15	0.116	0.718	-	0.962	3.32
	mBART	en->en	3.96	20.8	0.11	0.894	-0.692	0.983	3.744
		de->de	3.23	14.7	0.131	0.731	-	0.989	3.326
		fr->fr	3.89	16.3	0.197	0.749	-	0.989	3.4
		es->es	3.64	14.8	0.131	0.741	-	0.988	3.29
mT5	en->en	2.51	17.7	0.099	0.889	-0.755	0.981	3.687	
	de->de	1.92	12.5	0.129	0.722	-	0.971	3.271	
	fr->fr	2.7	13.1	0.2	0.738	-	0.962	3.331	
	es->es	2.5	13	0.12	0.735	-	0.974	3.212	
QG	M-BERT	en->en	13.03	38.4	0.192	0.89	-0.431	0.895	3.924
		de->de	5.97	20.8	0.19	0.736	-	0.915	3.305
		fr->fr	6.64	21.5	0.256	0.747	-	0.909	3.427
		es->es	8.1	22.9	0.311	0.79	-	0.928	3.613
	XLM	en->en	20.18	45.3	0.231	0.912	-0.259	0.961	4.043
		de->de	11.95	38.3	0.259	0.783	-	0.974	3.682
		fr->fr	16.99	41.4	0.359	0.8	-	0.951	3.753
		es->es	18.85	47	0.379	0.83	-	0.95	3.872
	mBART	en->en	18.89	44.8	0.218	0.912	-0.259	0.976	4.04
		de->de	11.29	28.3	0.234	0.781	-	0.988	3.538
		fr->fr	13.99	31.8	0.324	0.789	-	0.982	3.653
		es->es	15.82	34.5	0.365	0.831	-	0.976	3.784
mT5	en->en	19.45	44.8	0.223	0.912	-0.273	0.973	4.039	
	de->de	8.93	22.2	0.211	0.733	-	0.956	3.399	
	fr->fr	15.63	30.1	0.339	0.78	-	0.955	3.624	
	es->es	16.51	29.5	0.374	0.821	-	0.957	3.737	
TG	M-BERT	en->en	14.84	36.3	0.204	0.882	-0.527	0.915	3.896
		de->de	6.18	15.7	0.165	0.707	-	0.892	3.122
		fr->fr	7.53	21.8	0.238	0.732	-	0.898	3.404
		es->es	8.96	25.3	0.268	0.749	-	0.898	3.507
	XLM	en->en	15.86	35.4	0.209	0.887	-0.523	0.963	3.923
		de->de	7.51	21.8	0.194	0.716	-	0.932	3.367
		fr->fr	11.18	28.3	0.294	0.746	-	0.901	3.554
		es->es	10.79	29	0.285	0.753	-	0.9	3.595
	mBART	en->en	20.58	41.7	0.224	0.9	-0.384	0.985	4.004
		de->de	8.62	21.7	0.19	0.73	-	0.979	3.391
		fr->fr	10.95	28.4	0.261	0.755	-	0.955	3.534
		es->es	12.18	30.8	0.296	0.766	-	0.945	3.597
mT5	en->en	14.31	33.1	0.187	0.883	-0.533	0.974	3.879	
	de->de	6.15	15.7	0.153	0.701	-	0.95	3.256	
	fr->fr	9.51	23.9	0.248	0.731	-	0.934	3.458	
	es->es	11.25	26.5	0.271	0.74	-	0.922	3.503	

Table 13: The whole results under the monolingual multitask evaluation scenarios.



Task	Model	Language	N-gram-based		Embedding-based			Others Distant-1	Ours Ensemble
			BLEU	ROUGE-L	METEOR	BERTScore	BLEURT		
SG	M-BERT	en->en	2.8	19.9	0.105	0.887	-0.78	0.918	3.709
		de->de	2.71	14.1	0.135	0.72	-	0.944	3.234
		fr->fr	1.54	13.7	0.205	0.719	-	0.935	3.274
		es->es	2.04	13.7	0.121	0.718	-	0.952	3.18
	XLM	en->en	2.69	19.8	0.087	0.876	-0.761	0.966	3.759
		de->de	2.94	16.9	0.109	0.711	-	0.967	3.35
		fr->fr	3.34	18	0.173	0.723	-	0.956	3.403
		es->es	2.74	15.8	0.12	0.721	-	0.97	3.354
	mBART	en->en	3.95	21.4	0.111	0.894	-0.69	0.98	3.758
		de->de	3.26	15.1	0.135	0.731	-	0.987	3.333
		fr->fr	3.65	16.1	0.191	0.748	-	0.986	3.387
		es->es	3.96	15.1	0.136	0.742	-	0.986	3.286
mT5	en->en	3.09	19.9	0.106	0.892	-0.72	0.97	3.738	
	de->de	2.96	14.3	0.139	0.729	-	0.973	3.317	
	fr->fr	3.25	15.5	0.2	0.744	-	0.959	3.369	
	es->es	3.05	14.4	0.129	0.741	-	0.968	3.234	
QG	M-BERT	en->en	17.68	44	0.224	0.902	-0.285	0.925	4.008
		de->de	9.22	25.7	0.241	0.76	-	0.943	3.469
		fr->fr	8.04	23.9	0.286	0.758	-	0.931	3.499
		es->es	10.57	25.4	0.353	0.804	-	0.94	3.683
	XLM	en->en	18.16	43.6	0.224	0.909	-0.303	0.956	4.03
		de->de	11.25	37.2	0.256	0.778	-	0.974	3.675
		fr->fr	15.97	40	0.357	0.796	-	0.94	3.744
		es->es	18.05	46.4	0.374	0.827	-	0.942	3.865
	mBART	en->en	20.24	47.2	0.229	0.916	-0.199	0.978	4.069
		de->de	12.52	30.6	0.254	0.789	-	0.988	3.591
		fr->fr	15.17	33.7	0.332	0.798	-	0.98	3.679
		es->es	17.46	36.9	0.387	0.838	-	0.974	3.822
mT5	en->en	21.4	47.3	0.238	0.916	-0.206	0.971	4.068	
	de->de	12.33	28.2	0.262	0.774	-	0.978	3.559	
	fr->fr	17.03	33.2	0.356	0.794	-	0.968	3.668	
	es->es	18.25	31.7	0.399	0.831	-	0.966	3.781	
TG	M-BERT	en->en	15.34	36.3	0.207	0.885	-0.501	0.941	3.916
		de->de	6.94	16	0.177	0.71	-	0.919	3.214
		fr->fr	7.6	22.1	0.238	0.731	-	0.907	3.404
		es->es	9.09	25.5	0.271	0.749	-	0.913	3.497
	XLM	en->en	14.88	35.2	0.208	0.887	-0.514	0.962	3.922
		de->de	8.17	23	0.209	0.721	-	0.937	3.392
		fr->fr	11.16	28.4	0.294	0.748	-	0.901	3.557
		es->es	12.13	30.5	0.303	0.76	-	0.901	3.62
	mBART	en->en	20.61	42	0.221	0.9	-0.372	0.987	4.003
		de->de	8.76	22.3	0.193	0.731	-	0.977	3.393
		fr->fr	11.08	28.8	0.258	0.756	-	0.954	3.531
		es->es	13.17	32.1	0.312	0.77	-	0.94	3.615
mT5	en->en	16.46	36.1	0.205	0.888	-0.475	0.975	3.921	
	de->de	8.07	18.6	0.186	0.712	-	0.953	3.315	
	fr->fr	11	25.8	0.269	0.737	-	0.934	3.504	
	es->es	12.53	28.4	0.297	0.749	-	0.922	3.544	

Table 14: The whole results under the multilingual multitask evaluation scenarios.

Task	Model	Language	N-gram-based		Embedding-based			Others Distant-1	Ours Ensemble
			BLEU	ROUGE-L	METEOR	BERTScore	BLEURT		
SG	M-BERT	en->de	2.13	13.4	0.135	0.714	-	0.939	3.221
		en->fr	1.21	12.7	0.201	0.719	-	0.949	3.29
		en->es	1.69	13.1	0.115	0.714	-	0.934	3.139
	XLM	en->de	2.14	14.7	0.093	0.711	-	0.977	3.363
		en->fr	2.7	17.2	0.176	0.723	-	0.932	3.372
		en->es	1.93	14.1	0.107	0.716	-	0.954	3.299
	mBART	en->de	1.48	11	0.103	0.701	-	0.969	3.136
		en->fr	1.43	12.7	0.164	0.727	-	0.977	3.318
		en->es	1.25	11.2	0.094	0.723	-	0.961	3.149
	mT5	en->de	3.33	15.2	0.138	0.733	-	0.978	3.32
		en->fr	3.11	16.4	0.192	0.747	-	0.965	3.38
		en->es	3.42	15.1	0.131	0.743	-	0.974	3.259
QG	M-BERT	en->de	5.68	19.5	0.181	0.705	-	0.922	3.289
		en->fr	4.96	19.1	0.239	0.73	-	0.914	3.39
		en->es	5.43	19.6	0.278	0.764	-	0.917	3.532
	XLM	en->de	9.18	35.3	0.239	0.77	-	0.967	3.626
		en->fr	14.73	39.6	0.346	0.795	-	0.944	3.74
		en->es	16.93	46	0.365	0.827	-	0.936	3.858
	mBART	en->de	4.62	20.6	0.171	0.75	-	0.985	3.383
		en->fr	8.1	25.6	0.277	0.772	-	0.967	3.576
		en->es	9.55	29.7	0.313	0.823	-	0.973	3.74
	mT5	en->de	8.81	27.2	0.231	0.776	-	0.983	3.543
		en->fr	12.4	31.5	0.336	0.799	-	0.967	3.695
		en->es	14.35	35.4	0.372	0.838	-	0.966	3.829
TG	M-BERT	en->de	4.35	13.8	0.15	0.694	-	0.934	3.173
		en->fr	3.35	13.2	0.145	0.696	-	0.926	3.197
		en->es	6.6	22	0.231	0.726	-	0.912	3.422
	XLM	en->de	6.9	21.5	0.194	0.716	-	0.938	3.367
		en->fr	9.94	27.2	0.284	0.744	-	0.898	3.532
		en->es	11.24	29.8	0.292	0.756	-	0.895	3.593
	mBART	en->de	6.36	14.5	0.153	0.706	-	0.951	3.183
		en->fr	8.39	21.6	0.213	0.738	-	0.958	3.412
		en->es	9.85	23.6	0.25	0.748	-	0.949	3.457
	mT5	en->de	8.38	20	0.201	0.686	-	0.964	3.174
		en->fr	10.6	26.6	0.282	0.726	-	0.921	3.416
		en->es	12.46	29.3	0.307	0.736	-	0.919	3.47

Table 15: The whole results under the English centric crosslingual evaluation scenarios.

Task	Model	Language	N-gram-based		Embedding-based			Others Distant-1	Ours Ensemble
			BLEU	ROUGE-L	METEOR	BERTScore	BLEURT		
SG	M-BERT	de->en	1.78	16.9	0.098	0.884	-0.81	0.93	3.669
		de->fr	1.19	12.8	0.192	0.716	-	0.95	3.29
		de->es	1.27	12.9	0.108	0.712	-	0.948	3.153
	XLM	de->en	2.61	18.8	0.085	0.875	-0.792	0.958	3.748
		de->fr	2.42	17.1	0.172	0.718	-	0.952	3.38
		de->es	2.33	15	0.115	0.719	-	0.966	3.319
	mBART	de->en	1.99	18.4	0.094	0.887	-0.796	0.969	3.691
		de->fr	1.21	11.8	0.144	0.723	-	0.933	3.174
		de->es	0.8	9	0.081	0.711	-	0.941	2.957
	mT5	de->en	3.61	20	0.104	0.893	-0.7	0.97	3.732
		de->fr	3	15.6	0.186	0.744	-	0.963	3.356
		de->es	3.01	14.4	0.126	0.741	-	0.975	3.243
QG	M-BERT	de->en	7.79	33	0.149	0.88	-0.649	0.884	3.834
		de->fr	3.38	17.4	0.226	0.736	-	0.904	3.345
		de->es	4	18.7	0.262	0.78	-	0.914	3.537
	XLM	de->en	12.03	37.6	0.186	0.9	-0.441	0.953	3.971
		de->fr	11.58	36.5	0.317	0.786	-	0.944	3.709
		de->es	12.88	42.5	0.323	0.816	-	0.947	3.831
	mBART	de->en	5.91	27.8	0.126	0.877	-0.827	0.872	3.757
		de->fr	4.53	18.4	0.215	0.723	-	0.855	3.295
		de->es	0.83	10.5	0.131	0.686	-	0.537	3.105
	mT5	de->en	11.52	38.7	0.18	0.904	-0.424	0.97	3.99
		de->fr	9.67	27.4	0.295	0.785	-	0.966	3.618
		de->es	10.75	30.7	0.323	0.826	-	0.965	3.754
TG	M-BERT	de->en	6.71	24.6	0.142	0.859	-0.821	0.904	3.709
		de->fr	5.15	17.7	0.205	0.71	-	0.879	3.295
		de->es	6.06	21.5	0.216	0.728	-	0.872	3.379
	XLM	de->en	9.95	28.1	0.166	0.874	-0.65	0.962	3.822
		de->fr	8.58	24.8	0.257	0.736	-	0.911	3.509
		de->es	9.14	26.9	0.259	0.747	-	0.906	3.561
	mBART	de->en	15.5	37.5	0.205	0.894	-0.452	0.983	3.972
		de->fr	4.31	17.5	0.146	0.675	-	0.737	3.161
		de->es	0.94	13.4	0.095	0.597	-	0.374	2.955
	mT5	de->en	11.71	32.4	0.185	0.884	-0.56	0.974	3.904
		de->fr	9.59	24.7	0.264	0.746	-	0.919	3.499
		de->es	10.85	27.5	0.279	0.757	-	0.909	3.58

Table 16: The whole results under the German centric crosslingual evaluation scenarios.

Task	Model	Language	N-gram-based		Embedding-based			Others Distant-1	Ours Ensemble
			BLEU	ROUGE-L	METEOR	BERTScore	BLEURT		
SG	M-BERT	fr->en	1.63	16.8	0.099	0.884	-0.795	0.928	3.665
		fr->de	2.04	13.2	0.134	0.716	-	0.953	3.245
		fr->es	1.29	13	0.109	0.712	-	0.942	3.162
	XLM	fr->en	2.48	18.8	0.085	0.875	-0.78	0.952	3.739
		fr->de	2.3	16	0.104	0.705	-	0.954	3.308
		fr->es	2.32	15	0.114	0.719	-	0.963	3.329
	mBART	fr->en	1.49	18.1	0.078	0.881	-0.952	0.966	3.619
		fr->de	1.89	12.6	0.124	0.726	-	0.967	3.207
		fr->es	3.57	14.8	0.128	0.742	-	0.989	3.29
	mT5	fr->en	3.46	20.1	0.105	0.893	-0.697	0.968	3.728
		fr->de	3.28	14.9	0.137	0.732	-	0.978	3.315
		fr->es	3.46	15	0.13	0.743	-	0.973	3.25
QG	M-BERT	fr->en	8.18	33.7	0.155	0.884	-0.573	0.877	3.865
		fr->de	5.01	20.7	0.183	0.733	-	0.911	3.309
		fr->es	4.98	20.3	0.283	0.788	-	0.914	3.578
	XLM	fr->en	13.29	38.7	0.192	0.902	-0.391	0.951	3.983
		fr->de	7.1	33.2	0.212	0.761	-	0.978	3.609
		fr->es	15.49	44.5	0.348	0.822	-	0.938	3.845
	mBART	fr->en	7.37	33.8	0.147	0.894	-0.559	0.982	3.935
		fr->de	5.44	21.9	0.179	0.752	-	0.987	3.397
		fr->es	9.17	27.7	0.296	0.819	-	0.979	3.698
	mT5	fr->en	10.25	37.7	0.172	0.902	-0.441	0.966	3.976
		fr->de	6.33	22.6	0.194	0.759	-	0.981	3.438
		fr->es	11.54	30.8	0.327	0.825	-	0.964	3.754
TG	M-BERT	fr->en	6.77	24.7	0.144	0.86	-0.791	0.91	3.649
		fr->de	5.16	14.2	0.151	0.696	-	0.888	3.125
		fr->es	6.72	22.6	0.227	0.734	-	0.88	3.43
	XLM	fr->en	10.26	29.5	0.174	0.876	-0.619	0.965	3.848
		fr->de	6.34	20.3	0.183	0.713	-	0.95	3.366
		fr->es	9.74	27.7	0.265	0.751	-	0.903	3.575
	mBART	fr->en	14.57	37.4	0.196	0.892	-0.472	0.977	3.966
		fr->de	3.81	10.8	0.102	0.669	-	0.82	2.976
		fr->es	0.89	12.8	0.093	0.633	-	0.586	2.929
	mT5	fr->en	12.17	33	0.191	0.886	-0.545	0.973	3.915
		fr->de	7.69	19.3	0.189	0.72	-	0.954	3.36
		fr->es	11.85	28.8	0.295	0.762	-	0.912	3.587

Table 17: The whole results under the French centric crosslingual evaluation scenarios.



Task	Model	Language	N-gram-based		Embedding-based			Others Distant-1	Ours Ensemble
			BLEU	ROUGE-L	METEOR	BERTScore	BLEURT		
SG	M-BERT	es->en	2.06	17.1	0.1	0.885	-0.797	0.928	3.67
		es->de	2.09	12.8	0.131	0.717	-	0.957	3.236
		es->fr	1.01	12.1	0.187	0.715	-	0.95	3.27
	XLM	es->en	2.38	18.9	0.084	0.875	-0.787	0.955	3.737
		es->de	1.99	15.7	0.105	0.704	-	0.957	3.311
		es->fr	3.13	17.8	0.176	0.722	-	0.936	3.377
	mBART	es->en	1.6	17.6	0.084	0.878	-1.079	0.923	3.651
		es->de	1.3	10.5	0.115	0.716	-	0.94	3.092
		es->fr	0.85	11.3	0.129	0.71	-	0.958	3.168
	mT5	es->en	3.36	19.9	0.104	0.893	-0.699	0.972	3.733
		es->de	3.12	14.8	0.135	0.732	-	0.979	3.315
		es->fr	3.08	16.1	0.187	0.747	-	0.966	3.364
QG	M-BERT	es->en	7.87	33.1	0.153	0.882	-0.606	0.876	3.854
		es->de	4.9	20.7	0.183	0.732	-	0.914	3.294
		es->fr	3.88	18.4	0.242	0.74	-	0.91	3.384
	XLM	es->en	12.99	39.3	0.194	0.903	-0.386	0.952	3.995
		es->de	7.62	33.7	0.221	0.765	-	0.975	3.618
		es->fr	13.16	38	0.329	0.792	-	0.946	3.724
	mBART	es->en	2.85	10.4	0.06	0.83	-0.968	0.972	3.134
		es->de	0.8	2.5	0.055	0.72	-	0.968	2.755
		es->fr	8.2	25.4	0.271	0.777	-	0.988	3.587
	mT5	es->en	11.47	39.2	0.182	0.904	-0.419	0.969	3.992
		es->de	7.15	24	0.206	0.763	-	0.979	3.459
		es->fr	10.66	28.7	0.313	0.788	-	0.97	3.649
TG	M-BERT	es->en	7.33	25.5	0.146	0.863	-0.758	0.915	3.692
		es->de	5.24	14.2	0.15	0.697	-	0.889	3.121
		es->fr	5.84	19.1	0.22	0.72	-	0.891	3.327
	XLM	es->en	10.37	29.6	0.173	0.877	-0.618	0.964	3.859
		es->de	6.47	20.8	0.187	0.715	-	0.951	3.381
		es->fr	9.09	25.8	0.268	0.74	-	0.905	3.53
	mBART	es->en	0.3	3.7	0.012	0.766	-0.68	0.317	2.778
		es->de	4.57	11.9	0.123	0.696	-	0.934	3.097
		es->fr	0.19	8.2	0.041	0.568	-	0.322	2.688
	mT5	es->en	12.29	33.4	0.191	0.887	-0.537	0.973	3.886
		es->de	7.68	19.3	0.191	0.722	-	0.953	3.358
		es->fr	10.41	26.2	0.283	0.752	-	0.924	3.547

Table 18: The whole results under the Spanish centric crosslingual evaluation scenarios.

Task	Model	Language	N-gram-based		Embedding-based		BLEURT	Others Distant-1	Ours Ensemble
			BLEU	ROUGE-L	METEOR	BERTScore			
SG	M-BERT	en->de	0.04	2.8	0.053	0.694	-	0.939	2.756
		en->fr	0.04	3.7	0.05	0.706	-	0.942	2.78
		en->es	0.04	3.1	0.04	0.708	-	0.941	2.701
	XLM	en->de	0.31	7.9	0.051	0.686	-	0.893	3.034
		en->fr	0.71	10.5	0.094	0.701	-	0.899	3.12
		en->es	0.35	8.8	0.058	0.696	-	0.884	3.067
	mBART	en->de	0.08	3.7	0.039	0.681	-	0.907	2.435
		en->fr	0.07	4.3	0.037	0.689	-	0.908	2.48
		en->es	0.06	3.9	0.038	0.691	-	0.897	2.46
	mT5	en->de	0.07	2.7	0.05	0.697	-	0.98	2.782
		en->fr	0.04	3.8	0.044	0.708	-	0.979	2.801
		en->es	0.04	3.3	0.038	0.711	-	0.98	2.721
QG	M-BERT	en->de	0.63	4.1	0.067	0.72	-	0.925	2.737
		en->fr	0.57	3	0.057	0.729	-	0.924	2.673
		en->es	0.47	2.2	0.054	0.745	-	0.924	2.497
	XLM	en->de	2.14	19.9	0.119	0.722	-	0.927	3.273
		en->fr	2.94	19	0.121	0.738	-	0.939	3.304
		en->es	3.53	19.8	0.137	0.754	-	0.942	3.313
	mBART	en->de	1.21	6	0.079	0.735	-	0.977	2.897
		en->fr	1.01	6.6	0.062	0.742	-	0.978	2.88
		en->es	0.82	3.4	0.072	0.758	-	0.974	2.683
	mT5	en->de	1.51	5.6	0.084	0.739	-	0.971	2.912
		en->fr	1.22	5.1	0.067	0.745	-	0.972	2.86
		en->es	1.06	3.9	0.073	0.76	-	0.971	2.741
TG	M-BERT	en->de	2.52	7.8	0.107	0.651	-	0.903	2.988
		en->fr	1.81	6.9	0.104	0.658	-	0.916	3.029
		en->es	1.74	6.8	0.106	0.666	-	0.906	3.004
	XLM	en->de	3.36	13.7	0.132	0.677	-	0.885	3.099
		en->fr	3.23	13.2	0.131	0.69	-	0.885	3.168
		en->es	3.48	14.2	0.135	0.697	-	0.879	3.184
	mBART	en->de	5.66	14.6	0.148	0.705	-	0.971	3.203
		en->fr	3.91	12.9	0.131	0.71	-	0.978	3.233
		en->es	4.07	12.4	0.155	0.718	-	0.969	3.231
	mT5	en->de	5.23	12.2	0.131	0.676	-	0.967	3.108
		en->fr	3.92	10.8	0.118	0.687	-	0.975	3.147
		en->es	4	10.6	0.135	0.696	-	0.967	3.149

Table 19: The whole results under the zero-shot evaluation scenarios.