

DeepIC: Coding for Interference Channels via Deep Learning

Karl Chahine

Electrical and Computer Engineering
University of Texas at Austin
karlchahine@utexas.edu

Nanyang Ye

Computer Science
Shanghai Jiao Tong University
ynylincoln@sjtu.edu.cn

Hyeji Kim

Electrical and Computer Engineering
University of Texas at Austin
hyeji.kim@austin.utexas.edu

Abstract—The two-user interference channel is a model for multi one-to-one communications, where two transmitters wish to communicate with their corresponding receivers via a shared wireless medium. Two most common and simple coding schemes are time division (TD) and treating interference as noise (TIN). Interestingly, it is shown that there exists an asymptotic scheme, called Han-Kobayashi scheme, that performs better than TD and TIN. However, Han-Kobayashi scheme has impractically high complexity and is designed for asymptotic settings, which leads to a gap between information theory and practice.

In this paper, we focus on designing practical codes for interference channels. As it is challenging to analytically design practical codes with feasible complexity, we apply deep learning to learn codes for interference channels. We demonstrate that DeepIC, a convolutional neural network-based code with an iterative decoder, outperforms TD and TIN by a significant margin for two-user additive white Gaussian noise channels with moderate amount of interference.

Index Terms—Interference channels, deep learning, auto-encoder, convolutional neural network, iterative decoding

I. INTRODUCTION

The two-user interference channel is a fundamental building block of wireless networks, where two pairs of transmitters and receivers share the communication medium as depicted in Figure 1. We assume that the i -th sender wishes to communicate a bit sequence $\mathbf{b}_i \in [0, 1]^{K_i}$ to the i -th receiver, for $i = 1, 2$. The i -th sender maps the message $\mathbf{b}_i \in [0, 1]^{K_i}$ to a length- n sequence $\mathbf{C}_i \in \mathbb{R}^n$ for $i = 1, 2$. The capacity region of the two-user interference channel is defined as the set of achievable rate pairs $(R_1, R_2) := (K_1/n, K_2/n)$ such that the probability of error $P((\mathbf{b}_1, \mathbf{b}_2) \neq (\hat{\mathbf{b}}_1, \hat{\mathbf{b}}_2)) \rightarrow 0$ as $(K_1, K_2, n) \rightarrow \infty$ for some encoders and decoders. The capacity region is not known in general and there are inner and outer bounds that coincide for several special cases [1]–[3], when the interference is very weak or strong.

Moreover, practical coding schemes for finite (K_1, K_2, n) are vastly missing. Two commonly used schemes are time-division (TD) and treating-interference-as-noise (TIN), both of which are an application of codes designed for point-to-point channels. TD orthogonalizes the transmission of two users and is commonly used in practice. TIN treats the interference as noise and is known to be optimal for weak interference channels. These two are extreme schemes, and a natural question is ‘can we design a code that is more reliable than TD and TIN for channels with moderate interference?’ It is challenging

to analytically design practical coding schemes with feasible complexity that minimize the probability of errors, however. Hence, in our approach, we apply deep learning to learn reliable codes for interference channels.

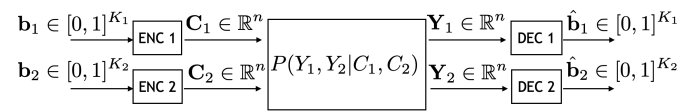


Fig. 1: Two-user Interference Channels

Over the past few years, deep learning based approach for designing channel codes and decoders has demonstrated tremendous success for various communication channels [4]–[8]. Several work also explored applying deep learning to design modulation for interference channels [4], [9], [10]. [4] demonstrates that feedforward networks can outperform uncoded QAM with time-sharing for very short blocklengths (eg: 4 bits). [9] proposes an adaptive deep learning algorithm for multi-user symmetric interference channels and show that their algorithm outperforms the conventional system using *PSK* or *QAM*. [10] shows that for interference channels with more than two users, interference alignment schemes can be improved by deep learning.

Despite the differences, all of the existing work focuses on learning modulation schemes with a very short blocklength. Hence, a very important question remains unanswered. Can we apply deep learning to invent new coding schemes for interference channels that have some memory and work well for longer blocklengths at the order of 10s and 100s? There are several challenges in learning a code with reasonably long blocklengths for interference channels (and any channel in general). First, the number of messages increases exponentially in blocklengths, which implies that we cannot train a code with all possible messages (for blocklength 100, there are 2^{100} possible messages). Naturally, strong generalization becomes necessary. Second, learning a code is a non-convex problem, and there tends to be several local optima, requiring a carefully devised optimization strategy. Last, for interference channels, we have to learn a *pair* of codes, which makes the learning problem more challenging.

In this paper, we demonstrate DeepIC, a first neural network based code designed for reasonably long blocklengths (eg:

$K = 100$) that outperforms the state-of-the-art by a large margin. We show that carefully designed neural architectures and training methodology allow us to address the challenges associated with learning codes and achieve a high reliability of DeepIC. Our main contributions are as follows.

- We introduce DeepIC, which consists of two Convolutional Neural Network (CNN)-based encoders and two CNN-based iterative decoders, designed for two-user interference channels, and the training methodology for DeepIC.
- We show that DeepIC achieves a significant reliability improvement for one hundred coding bits ($K = 100$) over the baselines such as TD and TIN, for AWGN channels with moderate interference. DeepIC also outperforms the learning-based methods that directly generalize the state-of-the-art schemes in [4].
- Through the interpretation analysis, we empirically show that DeepIC has a longer memory (up to around 10) than the direct application of well-known neural architectures.

The rest of the paper is organized as follows. In Section II, we introduce the problem statement and present a preview of the results. In Section III, we provide the details of DeepIC including its neural architecture and training. In Section IV, we present experiment results for evaluating the performance of DeepIC as well as for interpreting DeepIC.

II. PROBLEM STATEMENT

We focus on symmetric AWGN interference channels, i.e., $Y_1 = C_1 + hC_2 + Z_1$ and $Y_2 = hC_1 + C_2 + Z_2$, where $Z_1, Z_2 \sim \mathcal{N}(0, \sigma^2)$ as depicted in Figure 2. For concreteness, we focus on the rate-1/3 setting with $K = 100$ and $n = 300$ for both users. We consider various SNRs, defined as $\text{SNR} = -10 \log_{10}(\sigma^2)$, and various degree of interference $h = 0.3, 0.6, 0.8$. Our goal is to design reliable codes that minimize the bit error rate (BER), defined as $\text{BER} = \frac{1}{K} \sum_{i=1}^K P(\hat{b}_k \neq b_k)$.

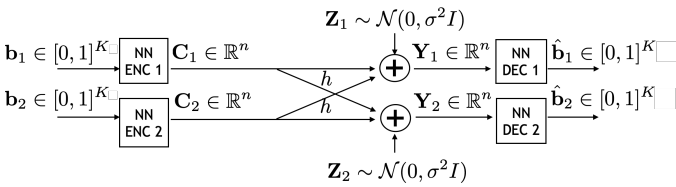


Fig. 2: We focus on learning Rate-1/3 reliable codes for 2-user symmetric AWGN interference channels.

A. Preview of Results

A natural strategy to create a code for interference channels is to utilize the well-known neural networks, such as feedforward networks (FF), CNNs, and Recurrent Neural Networks (RNN). However, in our experiments, we observe that this strategy by itself is not sufficient to achieve a noticeable improvement over the the two baseline schemes, time-division (TD) and treating-interference-as-noise (TIN), as shown in

Figure 3. DeepIC, our CNN-based neural codes with an iterative CNN decoding and well-thought-out training, significantly outperforms all the baselines.

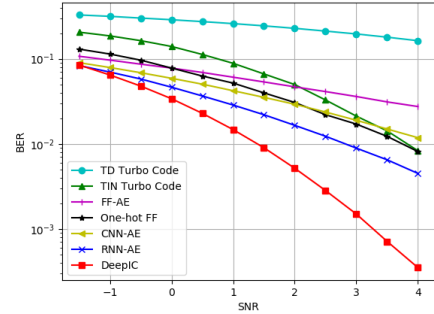


Fig. 3: BER (averaged over two users) vs. SNR for $h=0.8$ and blocklength $K = 100$

III. ARCHITECTURE AND TRAINING OF DEEPIIC

In this section, we present the *architecture* and the *training methodology* of DeepIC for two-user Gaussian interference channels, which are crucial in achieving the improved reliability.

A. Architecture

We construct an autoencoder network for the two-user interference channel by concatenating two encoder-decoder pairs; we replace the encoders and decoders in Figure 1 by neural networks.

Encoder architecture: Each encoder consists of three learnable blocks of 1-D CNNs placed in parallel, followed by a power normalizing layer. As shown in Figure 4, each message sequence \mathbf{b} is encoded into a concatenation of three sequences: $\mathbf{x}_1 = g_{\theta_1}(\mathbf{b})$, $\mathbf{x}_2 = g_{\theta_2}(\mathbf{b})$, $\mathbf{x}_3 = g_{\theta_3}(\mathbf{b})$, where $g_{\theta_l}(\mathbf{b})$ is the function representing the block CNN_l parametrized by the weights θ_l , $l \in \{1, 2, 3\}$. While two encoders share the same encoder architecture, they do not share the weights.

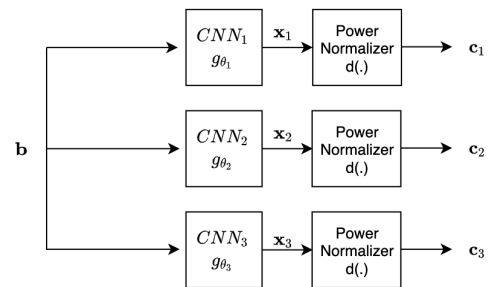


Fig. 4: DeepIC Encoder Architecture

The power normalizing block $d(\cdot)$ is implemented by estimating the first and second moments of each batch of size J . More specifically, for training example j , \mathbf{b}^j is encoded into \mathbf{x}^j , where \mathbf{x}^j is the concatenation of \mathbf{x}_1^j , \mathbf{x}_2^j and \mathbf{x}_3^j . Each power normalizer then performs the operation $\mathbf{c}_i^j = d(\mathbf{x}_i^j)$. This is

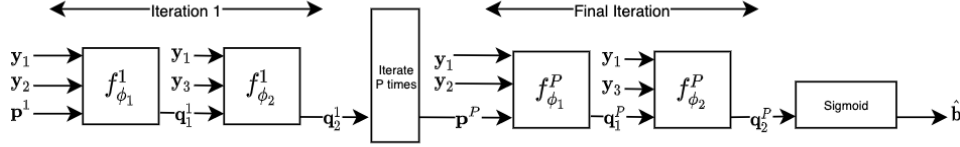


Fig. 5: DeepIC Iterative Decoder Architecture

equivalent to calculating $c_i^j = \frac{x_i^j - \mu_i}{\sigma_i}$, where $\mu_i = \frac{1}{J} \sum_{j=1}^J x_i^j$ and $\sigma_i = \sqrt{\frac{1}{J} \sum_{j=1}^J (x_i^j - \mu_i)^2}$ are the batch mean and standard deviation, respectively.

Decoder architecture: Inspired by the dynamic programming decoder, we let the decoder to update the belief in an iterative manner, as depicted in Figure 5. Let y_1 , y_2 and y_3 be the noisy versions of c_1 , c_2 and c_3 respectively. The decoder goes through multiple iterations. Each iteration makes use of two sequential blocks of 1-D CNN layers, f_{ϕ_1} and f_{ϕ_2} , where f_{ϕ_l} is the function representing the CNN block parametrized by the weights ϕ_l , $l \in \{1, 2\}$. As shown in Figure 5, the first decoder f_{ϕ_1} takes as input the noisy signals y_1 and y_2 , as well as a prior p of shape (K, F) , where F is the information feature size (We let $F = 5$). The output of the first decoder is the posterior q_1 with same shape (K, F) . The second decoder f_{ϕ_2} takes as input the signals y_1 , y_3 and the posterior q_1 to produce the second posterior q_2 . The first iteration takes 0 as a prior. At the last iteration, the output posterior's shape is $(K, 1)$, and is passed through a sigmoid function to estimate to message bits: $\hat{b} = \text{sigmoid}(q_2)$.

B. Training Methodology

The training algorithm used for DeepIC is shown in Algorithm 1. The main differences from conventional training are as follows:

- At every epoch, the users' encoders and decoders are trained separately. The number of iterations for the encoders and decoders are T_{enc} and T_{dec} respectively. This prevents the training from converging to a local optimum [11].
- Empirically, our results showed that using different training noise levels for the encoders (σ_{enc}) and decoders (σ_{dec}) resulted in better performance.
- The used batch size was very large (500). This is important to average out the channel noise effects.
- Let L_1 and L_2 be the binary cross-entropy (BCE) losses of user 1 and user 2 respectively. More specifically, let \mathbf{b}_1 , \mathbf{z}_1 be the message sequence and noise vector of user 1 and \mathbf{b}_2 , \mathbf{z}_2 the message sequence and noise vector of user 2. We compute $L_1 = BCE(\mathbf{b}_1, f_1(g_1(\mathbf{b}_1) + h * g_2(\mathbf{b}_2) + \mathbf{z}_1))$ and $L_2 = BCE(\mathbf{b}_2, f_2(g_2(\mathbf{b}_2) + h * g_1(\mathbf{b}_1) + \mathbf{z}_2))$, where g_1 , f_1 are the encoder and decoder of user 1, and g_2 , f_2 are the encoder and decoder of user 2. In our simulations, we found that evaluating a weighted sum of the losses $L = \alpha * L_1 + \beta * L_2$ results in a fair and optimal training for the two users. Note that $\alpha + \beta = 1$, their

initial value is 0.5, and they are continuously updated throughout the training. The proposed method is similar as the one described in [4], and is shown in Algorithm 1.

Algorithm 1: DeepIC pseudo-code

Inputs: Number of Epochs E , Batch Size J , Encoder Training Steps T_{enc} , Decoder Training Steps T_{dec} , Encoder Training noise σ_{enc} , Decoder Training noise σ_{dec} , $\alpha = \beta = 0.5$ (initial values)

```

for  $i \leq E$  do
  for  $k \leq T_{enc}$  do
    Generate examples  $\mathbf{b}_1$ , noise  $\mathbf{z}_1 \sim N(0, \sigma_{enc}^2)$ 
    Generate examples  $\mathbf{b}_2$ , noise  $\mathbf{z}_2 \sim N(0, \sigma_{enc}^2)$ 
    Compute  $L_1, L_2$  using  $\mathbf{b}_1, \mathbf{b}_2, \mathbf{z}_1, \mathbf{z}_2$ 
    Compute  $L = \alpha * L_1 + \beta * L_2$ 
    Train the encoders  $g_\theta$  through back-propagation
    Update  $\alpha = \frac{L_1}{L_1 + L_2}$ 
    Update  $\beta = \frac{L_2}{L_1 + L_2}$ 
  end
  for  $k \leq T_{dec}$  do
    Generate examples  $\mathbf{b}_1$ , noise  $\mathbf{z}_1 \sim N(0, \sigma_{dec}^2)$ 
    Generate examples  $\mathbf{b}_2$ , noise  $\mathbf{z}_2 \sim N(0, \sigma_{dec}^2)$ 
    Compute  $L_1, L_2$  using  $\mathbf{b}_1, \mathbf{b}_2, \mathbf{z}_1, \mathbf{z}_2$ 
    Compute  $L = \alpha * L_1 + \beta * L_2$ 
    Train the decoders  $f_\phi$  through back-propagation
    Update  $\alpha = \frac{L_1}{L_1 + L_2}$ 
    Update  $\beta = \frac{L_2}{L_1 + L_2}$ 
  end
end

```

Some critical hyperparameters used in our simulations are listed in Table 1.

Parameter	Assignment
h	{0.3, 0.6, 0.8}
Encoders	2 layers 1-D CNN
Decoders	5 layers 1-D CNN
Info Feature Size F	5
Encoder Training Steps T_{enc}	100
Decoder Training Steps T_{dec}	500
Decoder Iterations	6
Optimizer	Adam with initial learning rate 0.0001
Loss	Binary Cross-Entropy
Number of Epochs E	100

TABLE I: Hyperparameters of DeepIC

IV. EXPERIMENT RESULTS

In this section, we present a set of experiment results and provide intuition on DeepIC's performance. Throughout this section, BER refers to the average BER of users 1 and 2.

A. Performance of DeepIC

To measure performance, we plot the BER of DeepIC as a function of SNR for $h = 0.8$ in Figure 6. As we mentioned in Section II (A), DeepIC shows a clearly better performance when compared to TD and TIN, both of which were implemented using classic Turbo codes. TIN uses a rate-1/3 Turbo code with BPSK, and TD uses a rate-1/3 Turbo code with 4-PAM as in [4], [9]. In addition, we compared DeepIC's performance with a CNN autoencoder (CNN-AE), a RNN autoencoder (RNN-AE), FeedForward with one-hot encoding (One-hot FF), and a FeedForward autoencoder (FF-AE). DeepIC's superior performance is coupled to its (a) complex architecture, and (b) personalized training, inducing memory-dependent codewords. This aspect is discussed in the next sub-section.

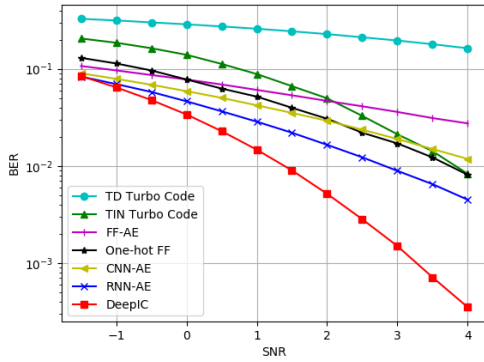


Fig. 6: BER performance for $h=0.8$ and Block Length=100

B. Block Length Coding Gain

It is well known in coding theory that as the block length of codewords increases, channel coding can achieve improved reliability [12]. To study if DeepIC exhibits such behavior, we compare the performances of DeepIC and RNN-AE when trained and tested with different training block lengths. In Figure 8, we plot the BER vs. SNR with train/test blocklengths varying from 30, 60, to 100 for (a) RNN-AE and (b) DeepIC at $h = 0.8$. Surprisingly, we observe that as the block length increases, RNN-AE shows no improvement in BER, while DeepIC's BER decreases with a larger block length. We conclude that naively applying general purpose neural networks such as RNN to channel interference problems does not result in a better performance as we increase the block length. The encoders and decoders of RNN-AE share the same architecture, shown in Figure 7.

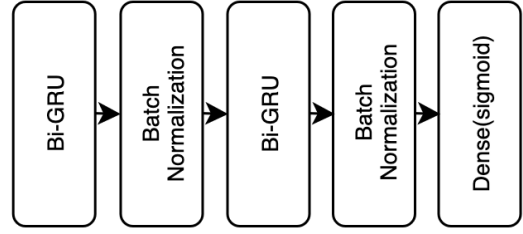
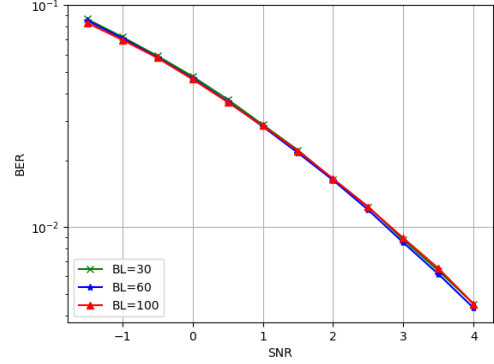
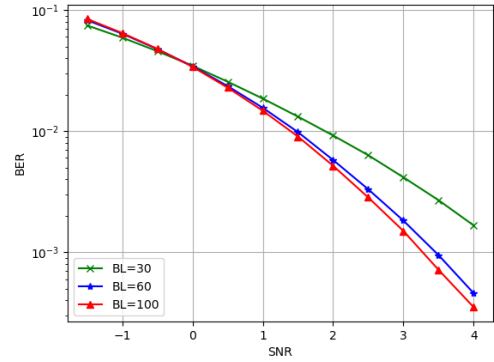


Fig. 7: RNN-AE Encoders and Decoders architecture



(a)

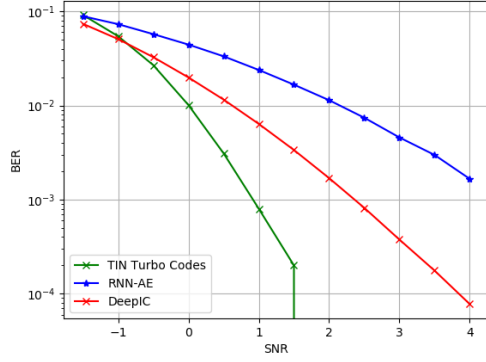


(b)

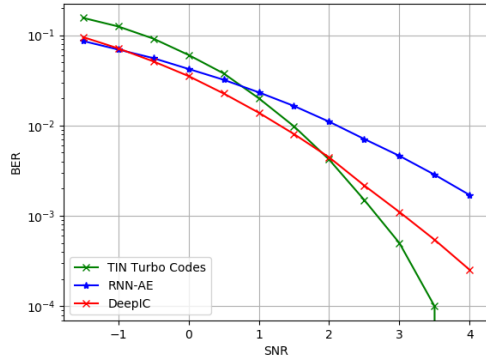
Fig. 8: BER as a function of SNR evaluated at block lengths (BL): 30, 60, 100. (a) RNN-AE and (b) DeepIC. The reliability improves as the training/testing block length increases for DeepIC but not for RNN-AE.

C. Degree of Interference

In Figure 6, we considered $h = 0.8$, which is a moderate interference regime. The strengths of the signal and the interference are similar, which makes coding for interference channels challenging. In this section, we vary h ; we focus on smaller h 's to study if we can learn reliable codes for weak interference regimes. In particular, we consider $h = 0.3$ and $h = 0.6$, and the results are shown in Figure 9.



(a)



(b)

Fig. 9: BER performance of Turbo Codes, RNN-AE and DeepIC for (a) $h=0.3$ (b) $h=0.6$. As the level of interference h increases, DeepIC starts to outperform TIN.

While the superior performance of DeepIC is evident in the moderate interference regime ($h = 0.8$), as the value of h decreases, DeepIC’s performance gets weaker when compared to classic Turbo codes with treating interference as noise (TIN). In such cases, training the DeepIC to ignore the interference and mimic Turbo codes would be optimal. We conjecture that DeepIC is not learning to mimic Turbo codes as DeepIC does not include an interleaver, which is the key component of Turbo codes. We will explore this intriguing problem in our future work. We discuss the role of interleaver in the following.

D. Interleaved Structure of DeepIC

As part of our experiments, we explore introducing an interleaver to both the encoding and decoding processes of DeepIC, which allows us to mimic Turbo autoencoders introduced in [13]. At the encoder side, the input to CNN_3 of Figure 4 would be shuffled by an interleaver π . Formally, $\mathbf{x}_3 = \pi(\mathbf{b})$. At the decoder side, similar to before, the first decoder f_{ϕ_1} outputs the posterior \mathbf{q}_1 . However, \mathbf{q}_1 now goes through an interleaver π . The second decoder f_{ϕ_2} takes as input \mathbf{y}_1 , \mathbf{y}_3 and $\pi(\mathbf{q}_1)$, and outputs the second posterior \mathbf{q}_2 , which passes

through a de-interleaver π^{-1} . This process is repeated through multiple iterations. Figure 10 depicts the BER of DeepIC with and without an interleaver, trained on $h = 0.8$ and block length = 100.

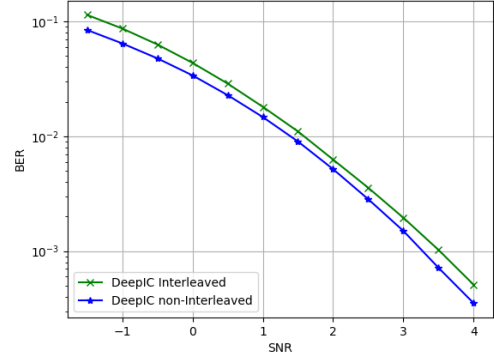


Fig. 10: BER performance of DeepIC with and without an interleaver: Interleaver marginally hurts the performance.

Although the gap is not significant, introducing an interleaver does hurt the training performance. This problem is an interesting research direction, and perhaps the interleaved structure might yield better results when applied with an even more complex training model. We will investigate this in our future work.

E. Interpretation

A natural question is ‘what has DeepIC learned?’ Interpreting the behavior of deep learning models is in general challenging, but we run several experiments to better understand the behavior of DeepIC. In the following, we present the perturbation analysis. We consider a special codeword \mathbf{b}^* , which consists of all ‘0’ bits except for the middle bit which is a ‘1’. We feed \mathbf{b}^* as an input to DeepIC and RNN-AE, and plot the encoded output of one of the two users, as shown in Figure 11.

By looking at the plots, we can verify the increased memory-dependence of the codeword when comparing

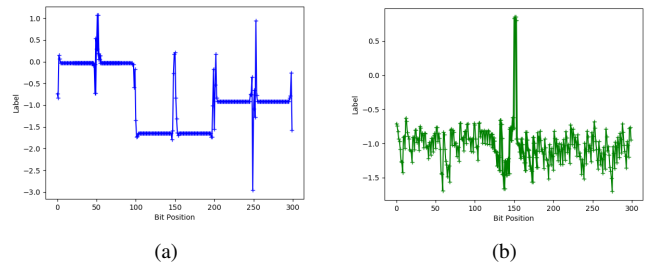


Fig. 11: Coded symbol vs. Bit position: Codeword representation of the message sequence \mathbf{b}^* of one of the two users for (a) DeepIC and (b) RNN-AE.

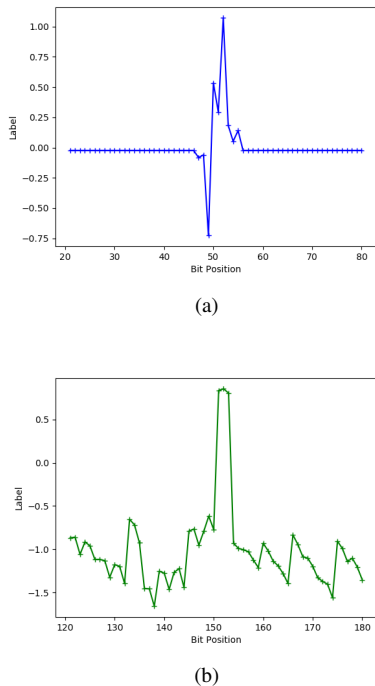


Fig. 12: Coded symbol vs. Bit position: Codeword representation of the message sequence b^* of one of the two users for (a) DeepIC zoomed on the first peak (b) RNN-AE zoomed on the middle peak.

DeepIC and RNN-AE, by noticing the duration of the perturbances caused by encoding the message bit '1'. Note that the three peaks of Figure 11 (a) correspond to the three concatenated encoders g_{θ_1} , g_{θ_2} and g_{θ_3} presented in Figure 4, and the single peak of Figure 11 (b) is due to the presence of just one encoder in RNN-AE's architecture.

In Figure 12, we show the zoomed-in plots for Figure 11. As is shown in the figure, the length of that perturbation is bigger for DeepIC than for RNN-AE. We see that 10 positions nearby the center are perturbed for DeepIC while only 3 positions nearby the center are perturbed for RNN-AE. This better explains the results described in Figure 8, and is one of the key reasons of the dominating performance of DeepIC when compared to other schemes, as we saw in Figure 6.

V. CONCLUSION AND DISCUSSION

In this paper, we show that properly designed and trained CNN codes with iterative decoders, which we call DeepIC, outperform the state-of-the-art by a significant margin on the challenging problem of communicating over two-user AWGN interference channels. While it had been shown in the literature [4] that neural network based codes, in particular, feedforward networks, can outperform the time division for a very short block length, such as $K = 4$ bits, this work is the first to show that such improvement is possible for longer blocklengths, such as $K = 100$ bits.

Learning codes for longer blocklengths. As blocklength increases, outperforming the TD and TIN via deep learning becomes more challenging because TD and TIN implement the Turbo codes, the reliability of which improves as the blocklength increases. In order to outperform TD and TIN for longer blocklengths, neural codes need to learn to utilize memory in the encoding process. In other words, we want the k -th coded symbol to depend not only on b_k , but also on other b_j 's for $j \neq k$. We empirically show that DeepIC has a longer memory than other direct applications of existing neural architecture and training methodology in the literature. We also show that DeepIC outperforms all the baselines by a significant margin (upto 2dB gain vs. up to 1dB gain in [4]).

Open problems. There are several interesting open problems that extend from DeepIC. First is incorporating interleavers. While DeepIC has a longer memory than prior work, we believe its memory is still not as large as Turbo codes. A natural way to resolve this limitation is to incorporate interleavers; harmoniously combining interleavers with DeepIC and devising appropriate training strategy is a very interesting open problem. Second, we mainly focused on a rate-1/3 setting. Learning codes for other rates are left as future work. Last, applying DeepIC on more complicated interference channels, including fading channels and channels with impediments, is another promising direction of future work.

REFERENCES

- [1] A. El Gamal and Y.-H. Kim, *Network Information Theory*. Cambridge University Press, 2011.
- [2] R. H. Etkin, D. N. C. Tse, and H. Wang, "Gaussian interference channel capacity to within one bit," *IEEE Transactions on Information Theory*, vol. 54, no. 12, pp. 5534–5562, 2008.
- [3] T. Han and K. Kobayashi, "A new achievable rate region for the interference channel," *IEEE Transactions on Information Theory*, vol. 27, no. 1, pp. 49–60, 1981.
- [4] T. O'shea and J. Hoydis, "An introduction to deep learning for the physical layer," *IEEE Transactions on Cognitive Communications and Networking*, vol. 3, no. 4, pp. 563–575, 2017.
- [5] E. Nachmani, E. Marciano, L. Lugosch, W. J. Gross, D. Burshtein, and Y. Be'ery, "Deep learning methods for improved decoding of linear codes," *IEEE Journal of Selected Topics in Signal Processing*, vol. 12, no. 1, pp. 119–131, 2018.
- [6] A. Elkelesh, M. Ebada, S. Cammerer, and S. t. Brink, "Decoder-tailored polar code design using the genetic algorithm," *IEEE Transactions on Communications*, vol. 67, no. 7, pp. 4521–4534, July 2019.
- [7] H. Kim, Y. Jiang, S. Kannan, S. Oh, and P. Viswanath, "Deepcode: Feedback codes via deep learning," in *Advances in neural information processing systems*, 2018, pp. 9436–9446.
- [8] N. Shlezinger, Y. C. Eldar, N. Farsad, and A. J. Goldsmith, "Viterbinet: Symbol detection using a deep learning based viterbi algorithm," in *2019 IEEE 20th International Workshop on Signal Processing Advances in Wireless Communications (SPAWC)*, July 2019, pp. 1–5.
- [9] D. Wu, M. Nekovee, and Y. Wang, "Deep learning-based autoencoder for m-user wireless interference channel physical layer design," *IEEE Access*, vol. 8, pp. 174 679–174 691, 2020.
- [10] R. Mishra, K. Chahine, H. Kim, S. Jafar, and S. Vishwanath, "Distributed interference alignment for k -user interference channels via deep learning," in *to appear in IEEE International Symposium on Information Theory (ISIT)*, 2021.
- [11] F. A. Aoudia and J. Hoydis, "End-to-end learning of communications systems without a channel model," in *2018 52nd Asilomar Conference on Signals, Systems, and Computers*. IEEE, 2018, pp. 298–303.
- [12] C. Berrou, A. Glavieux, and P. Thitimajshima, "Near shannon limit error-correcting coding and decoding: Turbo-codes. 1," in *Proceedings of ICC'93-IEEE International Conference on Communications*, vol. 2. IEEE, 1993, pp. 1064–1070.

- [13] Y. Jiang, H. Kim, H. Asnani, S. Kannan, S. Oh, and P. Viswanath, "Turbo Autoencoder: Deep learning based channel codes for point-to-point communication channels," *Advances in Neural Information Processing Systems (NeurIPS)*, 2019.