

Efficient reduced-rank methods for Gaussian processes with eigenfunction expansions

Philip Greengard¹
Columbia University
New York, NY 10027
pg2118@columbia.edu

Michael O'Neil²
Courant Institute, NYU
New York, NY 10012
oneil@cims.nyu.edu

May 30, 2025

¹Research supported by Alfred P. Sloan Foundation.

²Research supported in part by the Office of Naval Research under award numbers #N00014-21-1-2383 and the Simons Foundation/SFARI (560651, AB).

Abstract

In this work we introduce a reduced-rank algorithm for Gaussian process regression. Our numerical scheme converts a Gaussian process on a user-specified interval to its Karhunen-Loève expansion, the L^2 -optimal reduced-rank representation. Numerical evaluation of the Karhunen-Loève expansion is performed once during precomputation and involves computing a numerical eigendecomposition of an integral operator whose kernel is the covariance function of the Gaussian process. The Karhunen-Loève expansion is independent of observed data and depends only on the covariance kernel and the size of the interval on which the Gaussian process is defined. The scheme of this paper does not require translation invariance of the covariance kernel. We also introduce a class of fast algorithms for Bayesian fitting of hyperparameters, and demonstrate the performance of our algorithms with numerical experiments in one and two dimensions. Extensions to higher dimensions are mathematically straightforward but suffer from the standard curses of high dimensions.

Keywords: Gaussian processes, Karhunen-Loève expansions, eigenfunction expansions, reduced-rank regression.

Contents

1	Introduction	2
2	Mathematical apparatus	4
2.1	Gaussian Processes	4
2.2	Legendre polynomials	5
2.3	Karhunen-Loève expansions	6
3	Numerical computation of KL-expansions	8
4	Reduced-rank regression	11
4.1	Prediction	12
4.2	Function space inference	13
5	Fitting hyperparameters	14
5.1	Maximum likelihood	14
5.2	Bayesian inference	14
6	Non-smooth covariance kernels	16
7	Generalizations to higher dimensions	18
8	Numerical experiments	20
8.1	Gaussian processes on the interval	20
8.2	Gaussian processes in two dimensions	22
9	Conclusions	24
10	Acknowledgements	25
	References	26

1 Introduction

Over the past two decades there has been vast interest in modeling with Gaussian processes (GPs) [19] across a range of applications including astrophysics, epidemiology, ecology, climate science, financial mathematics, and political science [3, 8–10]. In many cases, the main limitation of Gaussian process regression as a practical statistical tool is its prohibitive computational cost (when the calculations are done directly). Classical direct algorithms for Gaussian process regression with N data points incur an $O(N^3)$ computational cost which, for many modern problems, is unfeasible. As a result, there has been much effort directed toward asymptotically efficient or approximate computational methods for modeling with Gaussian processes.

Most of these methods [2, 6, 8, 16, 18, 21, 24] involve some sort of (fast) approximate inversion of the covariance matrix \mathbf{C} that appears in the likelihood function p of a Gaussian process

$$p(\mathbf{y}) \propto \frac{1}{|\mathbf{C}|^{1/2}} \exp\left(-\frac{1}{2}\mathbf{y}^\top \mathbf{C}^{-1} \mathbf{y}\right). \quad (1.1)$$

In particular, reduced-rank algorithms approximate the $N \times N$ covariance matrix \mathbf{C} with a *global* rank- k factorization $\mathbf{X}\mathbf{X}^\top$ such that

$$\|\mathbf{C} - \mathbf{X}\mathbf{X}^\top\| < \epsilon, \quad (1.2)$$

where \mathbf{X} is an $N \times k$ matrix and ϵ is some tolerance chosen based on the application at hand. The quadratic form $\mathbf{y}^\top \mathbf{C}^{-1} \mathbf{y}$ can then be computed in the least-squares-sense. Usually, reduced-rank algorithms rely on rough approximations of the covariance matrix (such as standard Nyström methods whereby rows or columns are randomly sub-sampled) or they require certain assumptions about the covariance kernel and distribution of data points. Furthermore, these low-rank approximation ideas can be used in a *locally* recursive fashion, as in the algorithms of [2, 16], to construct a hierarchical factorization of the covariance matrix that allows for direct inversion in $O(N)$ time for a reasonably general choice of covariance function. However, these algorithms rely on the covariance matrix having a particular low-rank structure away from the diagonal, and can be prohibitively slow when, for certain kernels or data, this condition is not met (or in the case when the ambient dimension of the observations is high).

In the numerical methods of this paper, we decompose a Gaussian process defined on an interval (or a rectangular region of \mathbb{R}^d) into a global expansion of fixed basis functions with random coefficients that is optimally accurate in the L^2 -sense. Specifically, we introduce a numerical method for approximating a continuous Gaussian process using its Karhunen-Loève (KL) expansion [15, 27]. This approach is of course a global one, and does not apply any hierarchical compression strategy directly to the induced covariance matrix itself. We merely provide the numerical tools to optimally compress, to any desired precision, a Gaussian process onto a lower-rank subspace using its associated eigenfunction expansion. For a Gaussian process with covariance kernel $k : \mathbb{R}^d \times \mathbb{R}^d \rightarrow \mathbb{R}$, using such a KL-expansion allows a Gaussian process

$$f \sim \mathcal{GP}(0, k) \quad (1.3)$$

defined on a region $D \subset \mathbb{R}^d$ to be reformulated using an expansion of the form

$$f(x) = \sum_{i=1}^{\infty} \alpha_i \varphi_i(x), \quad (1.4)$$

where the φ_i ’s are eigenfunctions of the integral operator \mathcal{K} defined by

$$\mathcal{K}\mu(x) = \int_D k(x, y) \mu(y) dy, \quad \text{for } x \in D, \quad (1.5)$$

and where the α_i 's are IID $\mathcal{N}(0, 1)$ random variables. Each of the eigenfunctions therefore satisfies the relationship

$$\lambda_i \varphi_i(x) = \int_D k(x, y) \varphi_i(y) dy. \quad (1.6)$$

For the sake of convenience, in what follows we will always assume that the eigenfunctions φ_i have been ordered according to the magnitude of the corresponding eigenvalue: $\lambda_1 \geq \lambda_2 \geq \lambda_3 \geq \dots$. Furthermore, we will assume that the covariance kernel is square-integrable on $D \times D$, and therefore that the integral operator \mathcal{K} is bounded and compact when acting on square integrable functions. This situation covers most widely used covariance kernels [20]. The above reformulation is valid for all $x \in D$, and the infinite expansion in terms of the φ_i 's can be truncated depending on the desired accuracy in approximating the covariance function (in the least-squares sense). The KL-expansion has several advantages over other low-rank compression techniques, a primary advantage being that it provides the optimal compression of a Gaussian process in the L^2 sense and can be performed independent of the distribution of sample points of the process. In particular, if f is a mean-zero Gaussian process on an interval $[a, b] \subset \mathbb{R}$ with covariance function k , then *any* order- m reduced-rank approximation of the form

$$f(x) \approx \alpha_1 g_1(x) + \dots + \alpha_m g_m(x), \quad (1.7)$$

where the g_i 's are fixed basis functions and α_i 's are IID $\mathcal{N}(0, 1)$ random variables, has an effective covariance kernel k_n defined by

$$\begin{aligned} k_n(x, y) &= \mathbb{E} [f(x) f(y)] \\ &= \mathbb{E} \left[\left(\sum_{i=1}^m \alpha_i g_i(x) \right) \left(\sum_{i=1}^m \alpha_i g_i(y) \right) \right] \\ &= \sum_{i,j=1}^m g_i(x) g_j(y) \mathbb{E} [\alpha_i \alpha_j] \\ &= \sum_{i=1}^m g_i(x) g_i(y). \end{aligned} \quad (1.8)$$

Among all order- m reduced-rank Gaussian process approximations (1.7), the effective covariance kernel of the order- m KL-expansion in (1.4), denoted by k_{KL} , satisfies

$$k_{\text{KL}} = \underset{k'}{\operatorname{argmin}} \int_a^b \int_a^b (k(x, y) - k'(x, y))^2 dx dy, \quad (1.9)$$

where k is the exact covariance function in (1.3), see [26]. A similar approach to parameterizing random functions is discussed in [7], whereby the default expansion is taken to be in terms of Chebyshev polynomials (i.e. trigonometric polynomials) instead of the true Karhunen-Loève expansion.

After converting a Gaussian process to its KL-expansion, performing statistical inference is drastically simplified. For example, in the canonical Gaussian process regression task with N data points $\{(x_i, y_i)\}$, the regression model

$$y \sim f(x) + \epsilon, \quad (1.10)$$

where

$$\begin{aligned} \epsilon | x &\sim \mathcal{N}(0, \sigma^2), \\ f &\sim \mathcal{GP}(0, k(x, x')), \end{aligned} \quad (1.11)$$

has a closed-form solution that requires $O(Nm^2)$ operations where m is the length of the KL-expansion. Furthermore, solutions can be computed using classical linear algebraic techniques that can be sped up to $O(Nm)$ operations via [22]. We also introduce an algorithm for computing posterior moments of fully Bayesian Gaussian process regression in which we fit two hyperparameters of the covariance function, namely the timescale and the magnitude.

The theoretical properties of KL-expansions have been well understood for many years, however their use in applied statistics communities has been virtually nonexistent despite the use of related reduced-rank algorithms [24] for Gaussian process regression. Presumably one reason for this is the lack of standard tools (available in statistics-focused software packages) for numerically computing eigendecompositions of continuous operators. On the other hand, in the applied mathematics and computational physics communities, there is a large body of analysis of integral operators and numerical tools for their discretization (see, for example, [13]) including finite element algorithms for computing KL-expansions [23]. In this paper, the primary numerical tools we exploit for computing KL-expansions belong to a well-known class of Nyström methods [28] for computing eigendecompositions of integral operators. The dominant cost of the numerical scheme is the diagonalization of a symmetric, positive semi-definite matrix whose dimension scales as the number of quadrature nodes needed to accurately discretize it. This diagonalization is performed at most once during precomputation.

The reduced-rank scheme of this paper is similar in spirit to that of [24]. In [24], the authors introduce a method that approximates the KL-expansion by first representing the integral operator \mathcal{K} in (1.5) as a finite linear combination of powers of the Laplace operator, and then subsequently approximating the eigenfunctions of that operator. In this paper, we directly compute high-order approximations to eigenfunctions of \mathcal{K} with quadrature-based methods.

The remainder of this paper is structured as follows. In the following section we provide background on mathematical concepts that will be used in subsequent sections. In Section 3 we describe the primary numerical scheme of this paper – an algorithm for computing KL-expansions. Section 4 contains a description of how the algorithms of this paper can be used in Gaussian process regression; we then describe an efficient algorithm for Bayesian Gaussian process regression in Section 5. Sections 6 and 7 contain numerical methods for computing KL-expansions for non-smooth kernels and high-dimension Gaussian process problems, respectively. We provide the results of numerical implementations of the algorithms of this paper in Section 8, and lastly, in Section 9 we offer some ideas regarding future directions of these techniques as well as a discussion of the main failure-mode of the algorithm.

2 Mathematical apparatus

We start by introducing some background on Gaussian processes and approximation theory that will be used throughout the paper.

2.1 Gaussian Processes

Given a mean function $m : \mathbb{R}^d \rightarrow \mathbb{R}$ and a covariance function $k : \mathbb{R}^d \times \mathbb{R}^d \rightarrow \mathbb{R}$, a Gaussian process is a random function $f : \mathbb{R}^d \rightarrow \mathbb{R}$, denoted by

$$f \sim \mathcal{GP}(m(x), k(x, x')), \quad (2.1)$$

such that for any collection of points $x_1, \dots, x_N \in \mathbb{R}^d$, we have that

$$(f(x_1) \cdots f(x_N))^T \sim \mathcal{N}(\mathbf{m}, \mathbf{C}) \quad (2.2)$$

where the mean $\mathbf{m} \in \mathbb{R}^N$ satisfies

$$\mathbf{m} = (m(x_1) \cdots m(x_N))^T, \quad (2.3)$$

and where \mathbf{C} is an $N \times N$ covariance matrix with entries

$$\mathbf{C}_{ij} = k(x_i, x_j). \quad (2.4)$$

For the remainder of this paper we assume $m(x) = 0$ for convenience. The function k must satisfy particular properties to ensure the positivity of the underlying probability measure. Namely, for any choice of the x_i 's above, the matrix \mathbf{C} defined by (2.4) must be symmetric positive semi-definite [5]. In the case where the covariance function k is translation invariant (i.e. f is a stationary process), $k = k(|x - y|)$, and Bochner's Theorem [19] shows that k is admissible if and only if its Fourier transform is real and non-negatively valued. We merely point out this as a fact, but not will make use of it explicitly in this work as our methods also apply to kernels that are not translation invariant.

Furthermore, the following is a well-known theorem that we will in fact exploit when discretizing the integral operator associated with the covariance kernel of Gaussian processes [25]. We state the theorem in the one-dimensional case, but it of course can be extended analogously to arbitrary dimensions.

Theorem 1 (Mercer's Theorem). *Let k be a continuous, symmetric, positive semi-definite kernel defined on $[a, b] \times [a, b]$. Then the integral operator*

$$\mathcal{K}f(x) = \int_a^b k(x, x') f(x') dx' \quad (2.5)$$

has real, non-negative eigenvalues λ_i with corresponding eigenfunctions u_i . We assume that the eigenfunctions u_i have L^2 norm of 1. The kernel k then can be written as

$$k(x, x') = \sum_{i=1}^{\infty} \lambda_i u_i(x) u_i(x'), \quad (2.6)$$

where convergence is absolute and uniform.

The above theorem is merely a continuous version of the standard finite-dimensional result for symmetric non-negative definite matrices.

2.2 Legendre polynomials

We now provide a brief overview of Legendre polynomials and Gaussian quadrature [1]. For a more in-depth analysis of these tools and their role in (numerical) approximation theory see, for example, [26].

In accordance with standard practice, we denote by $P_i : [-1, 1] \rightarrow \mathbb{R}$ the Legendre polynomial of degree i defined by the three-term recursion

$$P_{i+1}(x) = \frac{2i+1}{i+1} x P_i(x) - \frac{i}{i+1} P_{i-1}(x) \quad (2.7)$$

with initial conditions

$$P_0(x) = 1 \quad \text{and} \quad P_1(x) = x. \quad (2.8)$$

Legendre polynomials are orthogonal on $[-1, 1]$ and satisfy

$$\int_{-1}^1 P_i(x) P_j(x) dx = \begin{cases} 0 & i \neq j, \\ \frac{2}{2i+1} & i = j. \end{cases}$$

We denote the L^2 normalized Legendre polynomials, \bar{P}_i , which are defined by

$$\bar{P}_i(x) = \sqrt{\frac{2i+1}{2}} P_i(x). \quad (2.9)$$

For each n , the Legendre polynomial P_n has n distinct roots which we denote in what follows by x_1, \dots, x_n . Furthermore, for all n , there exist n positive real numbers w_1, \dots, w_n such that for any polynomial p of degree $\leq 2n-1$,

$$\int_{-1}^1 p(x) dx = \sum_{i=1}^n w_i p(x_i). \quad (2.10)$$

The roots x_1, \dots, x_n are usually referred to as order- n Gaussian nodes and w_1, \dots, w_n the associated Gaussian quadrature weights. Classical Gaussian quadratures such as this are associated with many families of orthogonal polynomials: Chebyshev, Hermite, Laguerre, etc. The quadratures we mention above, associated with Legendre polynomials, provide a high-order method for discretizing (i.e. interpolating) and integrating square-integrable functions on a finite interval. Legendre polynomials are the natural orthogonal polynomial basis for square-integrable functions on the interval $[-1, 1]$, and the associated interpolation and quadrature formulae provide nearly optimal approximation tools for these functions, even if they are not, in fact, polynomials.

The following well-known lemma regarding interpolation using Legendre polynomials will be used in the numerical schemes discussed in this paper. A proof can be found in [25], for example.

Theorem 2. *Let x_1, \dots, x_n be the order- n Gaussian nodes and w_1, \dots, w_n the associated order- n Gaussian weights. Then there exists an $n \times n$ matrix \mathbf{M} that maps a function tabulated at these Gaussian nodes to the corresponding Legendre expansion, i.e. the interpolating polynomial expressed in terms of Legendre polynomials. That is to say, defining \mathbf{f} by*

$$\mathbf{f} = (f(x_1) \cdots f(x_n))^T, \quad (2.11)$$

the vector

$$\boldsymbol{\alpha} = \mathbf{M}\mathbf{f} \quad (2.12)$$

are the coefficients of the order- n Legendre expansion p such that

$$\begin{aligned} p(x_j) &= \sum_{i=1}^n \alpha_i P_i(x_j) \\ &= f(x_j), \end{aligned} \quad (2.13)$$

where α_i denotes the i th entry of the vector $\boldsymbol{\alpha}$.

2.3 Karhunen-Loève expansions

In this section we describe the theoretical basis of the algorithms we use for low-rank compression of Gaussian processes. The central analytical tool is a special case of the well-known Karhunen-Loève theorem [27].

Theorem 3. (Karhunen-Loève) Let f be a Gaussian process on $D \subset \mathbb{R}$ with covariance kernel k . Then, for all $x \in D$ we have that f can be written as

$$f(x) = \sum_{i=1}^{\infty} \alpha_i u_i(x) \quad (2.14)$$

where for $i = 1, 2, \dots$,

$$\alpha_i \sim \mathcal{N}(0, \sqrt{\lambda_i}) \quad (2.15)$$

and the λ_i 's and u_i 's are eigenvalues and eigenfunctions of the integral operator \mathcal{K} defined by

$$\mathcal{K}\mu(x) = \int_D k(x, x') \mu(x') dx'. \quad (2.16)$$

We refer to expansion (2.14) as a Karhunen-Loève (KL) expansion. As before, we will assume that the eigenfunctions are ordered in terms of non-decreasing values of the associated eigenvalues.

The eigenfunctions u_i of (2.14) are assumed to have unit L^2 norm. That is

$$\int_D u_i(x)^2 dx = 1 \quad (2.17)$$

for all i . We will be denoting by φ_i a scaling of eigenfunction u_i by the square root of its eigenvalue. Specifically,

$$\varphi_i(x) = \sqrt{\lambda_i} u_i(x). \quad (2.18)$$

The following theorem illustrates that a finite KL-expansion with IID Gaussian coefficients can be used as a practical tool to represent a Gaussian process distribution. In particular, the effective covariance function of a finite KL-expansion is the outer product of the eigenfunctions of \mathcal{K} of (2.16). Furthermore convergence of the outer product is sufficiently fast for practical purposes for a large class of covariance kernels.

Theorem 4. Let \hat{f} be defined by the order- m KL-expansion

$$\hat{f}(x) = \sum_{i=1}^m \alpha_i \varphi_i(x). \quad (2.19)$$

for all $x \in [-1, 1]$ where

$$\alpha \sim \mathcal{N}(0, \mathbf{I}) \quad (2.20)$$

and $\varphi_i(x) = \sqrt{\lambda_i} u_i(x)$ where λ_i and u_i are the eigenvalues and eigenfunctions of integral operator (2.16). Then \hat{f} is a Gaussian process with covariance kernel

$$\hat{k}_m(x, x') = \sum_{i=1}^m \lambda_i u_i(x) u_i(x'). \quad (2.21)$$

Additionally, for smooth m

$$\|k - \hat{k}_m\|_2^2 \quad (2.22)$$

decays exponentially in m . For kernels k with continuous derivatives up to order j , the decay of $\|k - \hat{k}_m\|_2^2$ is no slower than $O(1/m^{j+1})$.

Proof. For all x , clearly $\hat{f}(x)$ is Gaussian with mean given by,

$$\mathbb{E}[\hat{f}(x)] = \sum_{i=1}^m \mathbb{E}[\alpha_i] \varphi_i(x) = 0. \quad (2.23)$$

Additionally, for all $x, x' \in [-1, 1]$, by independence of α_i and α_j for $i \neq j$, we have

$$\begin{aligned} \mathbb{E}[\hat{f}(x)\hat{f}(x')] &= \mathbb{E}\left[\sum_{i=1}^m \alpha_i \varphi_i(x) \sum_{i=1}^m \alpha_i \varphi_i(x')\right] \\ &= \sum_{i=1}^m \varphi_i(x) \varphi_i(x') \end{aligned} \quad (2.24)$$

Using (2.18) we obtain

$$\mathbb{E}[\hat{f}(x)\hat{f}(x')] = \sum_{i=1}^m \lambda_u u_i(x) u_i(x'). \quad (2.25)$$

Proofs of convergence rates of (2.25) to k can be found in, for example, [26]. \square

The existence of KL-expansions has been well-known since at least the 1970s [15], however their use as a numerical tool for Gaussian process regression has been virtually nonexistent. This is mainly due to a lack of computing power and numerical algorithms for computing the eigenfunctions and eigenvalues used in (2.14). Recent advances in numerical computation, primarily coming from the field of computational physics, has turned the evaluation of eigendecompositions of integral operators (2.16) into a well-understood and computationally tractable exercise.

We lastly note that the choice of region of integration is somewhat arbitrary in the above theorem – as long as the interval D contains all observation points and points at which predictions wish to be made, it is a suitable interval. In the next section, we will truncate the expansion in Theorem 3 to obtain an approximation to the Gaussian process. For a fixed kernel and fixed level of accuracy increasing the size of the region D on which the Gaussian process is defined does result in the need for a marginally larger KL expansion. It is therefore advantageous from a computational standpoint to choose a region that narrowly includes all points of interest.

3 Numerical computation of KL-expansions

In this section we describe a numerical scheme for computing the KL-expansion of a Gaussian process with a fixed covariance function to any desired precision. We describe the algorithm in the context of a Gaussian process defined on a region of \mathbb{R} , though generalizations to higher dimensions are straightforward and in Section 7 we provide the analogous algorithm for two-dimensional Gaussian processes. For now, the interval is chosen to be $[-1, 1]$ out of convenience – any interval $[a, b]$ can be exchanged with $[-1, 1]$ along with the corresponding transformation of Gaussian nodes and weights.

The algorithm consists mainly of computing eigenfunctions and eigenvalues of the integral operator $\mathcal{K} : L^2[-1, 1] \rightarrow L^2[-1, 1]$ defined by

$$\mathcal{K}f(x) = \int_{-1}^1 k(x, x') f(x') dx', \quad (3.1)$$

where $k : [-1, 1]^2 \rightarrow \mathbb{R}$ is a covariance kernel. The numerical scheme discretizes the integral operator \mathcal{K} and represents the action of the integral operator on a function as a matrix-vector

multiplication. The eigenfunctions and eigenvalues of \mathcal{K} are then approximated with the eigenvectors and eigenvalues of the matrix approximation to \mathcal{K} . The algorithm is well-known, and is a slight variant of the algorithm contained in Section 4.3 of [28].

Algorithm 1 (Evaluation of KL-expansion).

1. We start by constructing the $n \times n$ matrix \mathbf{A} defined by

$$\mathbf{A}_{i,j} = \sqrt{w_i w_j} k(x_i x_j) \quad (3.2)$$

where

$$x_1, \dots, x_n \quad (3.3)$$

denote the order- n Gaussian nodes

$$w_1, \dots, w_n \quad (3.4)$$

the order- n Gaussian weights.

2. Compute the diagonal form of the symmetric matrix \mathbf{A} . That is, find the orthogonal matrix \mathbf{U} and the diagonal matrix \mathbf{D} such that

$$\mathbf{A} = \mathbf{U} \mathbf{D} \mathbf{U}^T. \quad (3.5)$$

We denote the i -th entry of the diagonal of \mathbf{D} by λ_i .

3. Construct the $n \times n$ matrix $\hat{\mathbf{U}} = [u_i]$ defined by

$$\hat{\mathbf{U}}_{i,j} = \mathbf{U}_{i,j} / \sqrt{w_i}. \quad (3.6)$$

4. Convert the eigenfunction approximations in $\hat{\mathbf{U}}$ to a matrix \mathbf{A} of Legendre expansions. Do this by applying to $\hat{\mathbf{U}}$ the matrix \mathbf{M} (see Theorem 2) that converts tabulations at Gaussian nodes to Legendre coefficients:

$$\mathbf{A} = \mathbf{M} \hat{\mathbf{U}}. \quad (3.7)$$

5. Evaluate the eigenfunction approximations $u_i : [-1, 1] \rightarrow \mathbb{R}$ by the formula

$$u_i(x) = \sum_{j=1}^n \mathbf{A}_{j,k} P_j(x) \quad (3.8)$$

for all $x \in [-1, 1]$ and $i = 1, 2, \dots, k$ where P_j denotes the order- j Legendre polynomial.

6. Scale the eigenfunctions u_i by the square root of the eigenvalues. That is, we define φ_i by

$$\varphi_i(x) = \sqrt{\lambda_i} u_i(x). \quad (3.9)$$

7. The KL-expansion of length $m \leq n$ is given by

$$\hat{f}(x) = \alpha_1 \varphi_1(x) + \alpha_2 \varphi_2(x) + \dots + \alpha_m \varphi_m(x) \quad (3.10)$$

for all $x \in [-1, 1]$ where $\alpha_i \sim \mathcal{N}(0, 1)$ are IID Gaussian random variables.

We note that the scaling of the eigenfunctions in step 6 of Algorithm 1 is not strictly necessary, but enforces that the coefficients of the KL-expansion are all $\mathcal{N}(0, 1)$ and consequently that Gaussian process regression is the standard ridge regression.

Error control

Suppose that using Algorithm 1 with n nodes we construct the approximate order- m KL-expansion

$$\alpha_1 \varphi_1(x) + \dots + \alpha_m \varphi_m(x) \quad (3.11)$$

for some $m \leq n$. A natural metric for measuring the error of expansion (3.11) is the L^2 difference between the true covariance kernel k and the effective covariance kernel of (3.11). We define this error to be ϵ_n . That is,

$$\epsilon_n = \left\| k(x, x') - \sum_{i=1}^m \lambda_i u_i(x) u_i(x') \right\|_2 \quad (3.12)$$

(see Theorem 4) where λ_i and u_i are the eigenvalue and eigenfunction approximations of (3.9). There are two sources of error that contribute to ϵ_n :

1. **Discretization error:** The eigenvalues and eigenvectors used in (3.11) are approximated numerically with Algorithm 1. For kernels that have continuous derivatives of order j , the convergence of those approximations in n , the number of nodes, is approximately $O(n^{-(j+1)})$ [28]. More precisely, for all fixed m , we define α_n by

$$\alpha_n = \left\| \sum_{i=1}^m \lambda_i u_i(x) u_i(x') - \sum_{i=1}^m \lambda_i^n u_i^n(x) u_i^n(x') \right\|_2 \quad (3.13)$$

where u_i and λ_i are the exact eigenfunctions and eigenvalues and λ_i^n and u_i^n are the approximations obtained via Algorithm 1 with n nodes. Then $\alpha_n = O(n^{-(j+1)})$ independent of m .

2. **Truncation error:** Suppose that for all $i \leq m$, the eigenvalues and eigenfunctions of (3.11) are obtained to infinite precision. Then error ϵ_n of (3.12) becomes

$$\left\| k(x, x') - \sum_{i=1}^m \lambda_i u_i(x) u_i(x') \right\|_2 = \left(\sum_{i=m+1}^{\infty} \lambda_i^2 \right)^{1/2}. \quad (3.14)$$

Equation (3.14) shows that for any function space Gaussian process regression algorithm, an expansion of length m will have an L^2 error of at least

$$\left(\sum_{i=m+1}^{\infty} \lambda_{m+1}^2 \right)^{1/2}. \quad (3.15)$$

If the kernel has j times continuous derivatives, then the decay of the eigenvalues will be approximately $O(n^{-(j+1)})$. For those kernels,

$$\left\| k(x, x') - \sum_{i=1}^m \lambda_i u_i(x) u_i(x') \right\|_2 = \left(\sum_{i=m+1}^{\infty} \lambda_i^2 \right)^{1/2} = O(m^{(-4j+1)/2}). \quad (3.16)$$

A further discussion of the accuracy of Algorithm 1 can be found in [28]. In Section 8 we provide numerical evaluations of ϵ_n of (3.12) for Matérn and squared-exponential kernels.

For Gaussian processes over \mathbb{R}^d , ϵ_n is an integral over a region of \mathbb{R}^{2d} and can be computed with adaptive Gaussian quadrature. For $d > 1$, evaluation of these integrals can be computationally costly. For a more tractable alternative to computing (3.12) directly, we use the following measurement of

error. We first approximate the discretization error by running Algorithm 1 with n nodes. We denote the eigenvalue approximations

$$\lambda_1^n, \dots, \lambda_m^n. \quad (3.17)$$

We then repeat the same procedure with $2n$ nodes and obtain eigenvalue approximations

$$\lambda_1^{2n}, \dots, \lambda_m^{2n}. \quad (3.18)$$

We then check the maximum difference between the λ_i^n and λ_i^{2n} . That is, we evaluate δ_{max} where

$$\delta_{max} = \max_{i \leq m} |\lambda_i^n - \lambda_i^{2n}| \quad (3.19)$$

The maximum of δ_{max} and λ_{m+1} can be used as a proxy for (3.13). The order of magnitude of the L^2 error ϵ_n of the approximate KL-expansion can therefore be approximated by $\delta_{max} + m^{(-4j+1)/2}$.

We note that the constant on the decay rate of the λ_i depends on the ratio of the size of the region where the Gaussian process is defined ($[a, b]$ in (2.16)) and the timescale of the kernel. In Figures 5a, 5b, and 5c we provide plots of the eigenvalues for the squared exponential and Matérn kernels in one and two dimensions.

In Section 8, we demonstrate the performance of Algorithm 1 in Gaussian process regression problems. Notably, the costs of computing KL-expansions are negligible compared to the costs of performing statistical inference in problems with even moderate amounts of data. In Tables 3 and 5 we provide the accuracy of KL-expansions computed using Algorithm 1 as a function of the number of nodes n (see (3.3)) for two commonly used covariance kernels – squared exponential and Matérn. We measure accuracy of the KL-expansion when using n nodes as the L^2 difference between the true kernel and the effective kernel of the order- n KL-expansion.

4 Reduced-rank regression

Representing a Gaussian process as its KL-expansion has a number of computational and statistical advantages in problems with large amounts of data. In the canonical Gaussian process regression a user is given data and noisy observations $\{(x_i, y_i)\}$ and seeks an unknown function f under the model

$$\begin{aligned} y | x &\sim \mathcal{N}(f(x), \sigma^2) \\ f &\sim \mathcal{GP}(0, k(x, x')). \end{aligned} \quad (4.1)$$

Using KL-expansions computed via Algorithm 1 we numerically convert the Gaussian process

$$f \sim \mathcal{GP}(0, k(x, x')) \quad (4.2)$$

to the KL-expansion

$$f \approx \alpha_1 \varphi_1(x) + \dots + \alpha_m \varphi_m(x) \quad (4.3)$$

where f is defined on some user-specified region, α_i are IID $\mathcal{N}(0, 1)$ random variables and φ_i are the scaled eigenfunctions (3.9). In Figure 3 we include plots of the eigenfunctions φ_i for a squared exponential kernel [19] in one dimension.

After converting a Gaussian process to a KL-expansion, regression tasks involve an additional $O(Nm^2)$ operations where N is the number of data points and m is the size of the KL-expansion. We now describe two methods for statistical inference using KL-expansions – inference at a set of points and a function space approach [19].

4.1 Prediction

In many applied Gaussian process settings a user is given a set of noisy measurements $y_i = f(x_i) + \epsilon_i$ for $i = 1, \dots, N$, where $x_i \in [a, b]$ are independent variables and ϵ_i is IID Gaussian noise. After specifying a covariance function, k , the goal is usually to determine, given $\{(x_i, y_i)\}$, the conditional distribution at some point \tilde{x} or set of points in the region $[a, b]$. The conditional distribution of $f(\tilde{x})$ is the Gaussian

$$f(\tilde{x}) | \mathbf{x}, \mathbf{y} \sim \mathcal{N}(\tilde{\mu}, \tilde{\sigma}^2) \quad (4.4)$$

where $\mathbf{x} = (x_1, \dots, x_N)$, $\mathbf{y} = (y_1, \dots, y_N)$, and

$$\begin{aligned} \tilde{\mu} &= k(\tilde{x}, \mathbf{x})(\mathbf{K} + \sigma^2 \mathbf{I})^{-1} \mathbf{y} \\ \tilde{\sigma}^2 &= k(\tilde{x}, \tilde{x}) - k(\tilde{x}, \mathbf{x})(\mathbf{K} + \sigma^2 \mathbf{I})^{-1} k(\mathbf{x}, \tilde{x}), \end{aligned} \quad (4.5)$$

where $\mathbf{K}_{i,j} = k(x_i, x_j)$, $k(\tilde{x}, \mathbf{x})$ is the row vector $[k(\tilde{x}, x_1), \dots, k(\tilde{x}, x_N)]$ and $k(\tilde{x}, \mathbf{x}) = k(\mathbf{x}, \tilde{x})^\top$. After computing the KL-expansion of the Gaussian process on $[a, b]$ with covariance kernel k , we construct the approximation to \mathbf{K} via

$$\mathbf{K} \approx \mathbf{X}\mathbf{X}^\top \quad (4.6)$$

where \mathbf{X} is the $N \times m$ matrix with entries

$$\mathbf{X}_{ij} = \varphi_j(x_i). \quad (4.7)$$

That is

$$\mathbf{X} = \begin{bmatrix} \varphi_1(x_1) & \varphi_2(x_1) & \dots & \varphi_m(x_1) \\ \varphi_1(x_2) & \varphi_2(x_2) & \dots & \varphi_m(x_2) \\ \vdots & \vdots & \dots & \vdots \\ \varphi_1(x_N) & \varphi_2(x_N) & \dots & \varphi_m(x_N) \end{bmatrix}.$$

We note that this global low-rank approximation is equivalent to approximating each element $\mathbf{K}_{ij} = k(x_i, x_j)$ with the outerproduct of eigenfunctions

$$\sum_{k=1}^m \varphi_k(x_i) \varphi_k(x_j) = \sum_{k=1}^m \lambda_k u_k(x_i) u_k(x_j), \quad (4.8)$$

where λ_i and u_i are the eigenvalues and eigenfunctions of (3.9).

We can then construct an approximation to $(\mathbf{K} + \sigma^2 \mathbf{I})^{-1}$ in $O(Nm^2)$ by, for example, computing the SVD of \mathbf{X} :

$$\mathbf{X} = \mathbf{U}\mathbf{D}\mathbf{V}^\top, \quad (4.9)$$

where \mathbf{U} is a $N \times m$ matrix with orthonormal columns, \mathbf{D} is a $m \times m$ diagonal matrix, and \mathbf{V} is a $m \times m$ orthogonal matrix. We can then use $\mathbf{X}\mathbf{X}^\top$ as the rank- m approximation to \mathbf{K} in order to approximate $(\mathbf{K} + \sigma^2 \mathbf{I})^{-1}$ via the following formula

$$(\mathbf{K} + \sigma^2 \mathbf{I})^{-1} \approx (\mathbf{X}\mathbf{X}^\top + \sigma^2 \mathbf{I})^{-1} = (\mathbf{U}\mathbf{D}^2\mathbf{U}^\top + \sigma^2 \mathbf{I})^{-1} = \mathbf{U}(\mathbf{D}^2 + \sigma^2 \mathbf{I})^{-1} \mathbf{U}^\top. \quad (4.10)$$

This method of constructing a global low-rank approximation to the covariance matrix is also discussed in [24].

4.2 Function space inference

In addition to facilitating global low rank approximations, KL-expansions have the advantage that they allow for statistical inference in function space, specifically the space of coefficients of basis function expansions. In fact, from a computational standpoint, inference over coefficients is of negligible cost once we obtain the SVD of \mathbf{X} .

From a function space perspective, the standard Gaussian process regression model is the canonical ℓ^2 -regularized (ridge) linear regression

$$\begin{aligned} y &\sim \mathcal{N}(\mathbf{X}\boldsymbol{\beta}, \sigma^2) \\ \boldsymbol{\beta} &\sim \mathcal{N}(0, \mathbf{I}) \end{aligned} \quad (4.11)$$

where \mathbf{X} is the $N \times m$ matrix defined in (4.7). In this model, we perform inference on $\boldsymbol{\beta}$, the coefficients in the expansion of basis functions $\varphi_i(x)$, see (3.9). The corresponding unnormalized density function is

$$q(\boldsymbol{\beta}, \sigma) = \frac{1}{\left|\frac{1}{\sigma^2}\mathbf{X}^T\mathbf{X} + \mathbf{I}\right|^{1/2}} \exp\left(-\frac{\|\mathbf{X}\boldsymbol{\beta} - \mathbf{y}\|^2}{2\sigma^2} - \frac{\|\boldsymbol{\beta}\|^2}{2}\right), \quad (4.12)$$

which is Gaussian in $\boldsymbol{\beta}$. The expectation (and maximum) of q as of function of $\boldsymbol{\beta}$, which we denote $\bar{\boldsymbol{\beta}}$ satisfies

$$\bar{\boldsymbol{\beta}} = \underset{\boldsymbol{\beta}}{\operatorname{argmax}} \|\mathbf{X}\boldsymbol{\beta} - \mathbf{y}\|^2 + \sigma^2\|\boldsymbol{\beta}\|^2, \quad (4.13)$$

the ridge regression solution to the linear system $\mathbf{X}\boldsymbol{\beta} = \mathbf{y}$ with complexity parameter σ^2 [12]. Intuitively, for larger measurement error (larger σ^2), the posterior mean function shrinks towards the Gaussian process mean function, in this case 0. The maximum $\bar{\boldsymbol{\beta}}$ can be computed as the solution to the $m \times m$ symmetric, positive semi-definite linear system

$$(\mathbf{X}^T\mathbf{X} + \sigma^2\mathbf{I})\boldsymbol{\beta} = \mathbf{X}^T\mathbf{y} \quad (4.14)$$

where the inverse of $\mathbf{X}^T\mathbf{X} + \sigma^2\mathbf{I}$ can be computed using the SVD of \mathbf{X} computed in (4.9) via the identity

$$(\mathbf{X}^T\mathbf{X} + \sigma^2\mathbf{I})^{-1} = ((\mathbf{U}\mathbf{D}\mathbf{V}^T)^T\mathbf{U}\mathbf{D}\mathbf{V}^T + \sigma^2\mathbf{I})^{-1} = \mathbf{V}^T(\mathbf{D}^2 + \sigma^2\mathbf{I})^{-1}\mathbf{V} \quad (4.15)$$

where \mathbf{D} is a diagonal $m \times m$ matrix, \mathbf{V} is an orthogonal $m \times m$ matrix and the columns of \mathbf{U} , a $N \times m$ matrix, are orthonormal. Furthermore, completing the square of q in (4.12), we obtain

$$q(\boldsymbol{\beta}, \sigma) = \frac{1}{\left|\frac{1}{\sigma^2}\mathbf{X}^T\mathbf{X} + \mathbf{I}\right|^{1/2}} \exp\left(-\frac{1}{2}(\boldsymbol{\beta} - \bar{\boldsymbol{\beta}})^T\left(\frac{\mathbf{X}^T\mathbf{X}}{\sigma^2} + \mathbf{I}\right)^{-1}(\boldsymbol{\beta} - \bar{\boldsymbol{\beta}})\right) \quad (4.16)$$

which is the Gaussian

$$q(\boldsymbol{\beta}, \sigma) \sim \mathcal{N}\left(\bar{\boldsymbol{\beta}}, \frac{\mathbf{X}^T\mathbf{X}}{\sigma^2} + \mathbf{I}\right). \quad (4.17)$$

The posterior mean estimate in function space is given by

$$\bar{\beta}_1\varphi_1(x) + \dots + \bar{\beta}_m\varphi_m(x). \quad (4.18)$$

In Figure 4 we include an illustration of the conditional mean in function space for a Gaussian process with randomly generated data in 1 dimension with Matérn covariance kernel.

5 Fitting hyperparameters

In certain applications, hyperparameters of the covariance function are known a priori and are chosen according to, for example, physical properties. For those problems, regression is often performed using the tools and models of the preceding sections. However in many applied environments, hyperparameters of the covariance function are learned from the data. We now describe how using KL-expansions impacts maximum likelihood and Bayesian regression models.

5.1 Maximum likelihood

When using KL-expansions for Gaussian processes, the maximum likelihood approach to hyperparameter estimation involves finding the maximum of the function

$$q(\boldsymbol{\beta}, \boldsymbol{\theta}, \sigma) = \frac{1}{\left| \frac{1}{\sigma^2} \mathbf{X}_{\boldsymbol{\theta}}^T \mathbf{X}_{\boldsymbol{\theta}} + \mathbf{I}_k \right|^{1/2}} \exp \left(- \frac{\|\mathbf{X}_{\boldsymbol{\theta}} \boldsymbol{\beta} - \mathbf{y}\|^2}{2\sigma^2} - \frac{\|\boldsymbol{\beta}\|^2}{2} \right) \quad (5.1)$$

where $\boldsymbol{\theta} \in \mathbb{R}^d$ for some $d > 0$ are hyperparameters of the covariance function, $\mathbf{X}_{\boldsymbol{\theta}}$ is the $N \times m$ matrix (4.7), and $\mathbf{y} \in \mathbb{R}^N$ is the data. The entries of $\mathbf{X}_{\boldsymbol{\theta}}$ will depend on the hyperparameters $\boldsymbol{\theta}$ and usually involve the recomputation of the KL-expansion via Algorithm 1. However, when compared to other reduced-rank algorithms, this is not a necessarily a computational bottleneck for two main reasons. First, for problems with large amounts of data, evaluation of KL-expansions is computationally inexpensive, $O(m^3)$ operations, compared to the cost of solving the linear system

$$\mathbf{X}_{\boldsymbol{\theta}} \boldsymbol{\beta} = \mathbf{y}, \quad (5.2)$$

which is $O(Nm^2)$ operations. Second, when dealing with families of covariance kernels where evaluating KL-expansions can be costly, eigendecompositions can be precomputed for a range of hyperparameter values. Additionally, the determinant in q can be evaluated in only $O(m^3)$ operations using classical numerical methods [25].

5.2 Bayesian inference

Fully Bayesian approaches to applied Gaussian process problems are also common in practice (see, e.g., [14]). For a wide range of covariance kernels, the algorithms of this paper can substantially reduce the oftentimes prohibitive costs of Bayesian inference. Using Algorithm 1, Bayesian inference is reduced to a so-called normal-normal model with unnormalized posterior density

$$q(\boldsymbol{\beta}, \sigma, \boldsymbol{\theta}) = \frac{1}{\left| \frac{1}{\sigma^2} \mathbf{X}_{\boldsymbol{\theta}}^T \mathbf{X}_{\boldsymbol{\theta}} + \mathbf{I}_k \right|^{1/2}} \exp \left(- \frac{\|\mathbf{X}_{\boldsymbol{\theta}} \boldsymbol{\beta} - \mathbf{y}\|^2}{2\sigma^2} - \frac{\|\boldsymbol{\beta}\|^2}{2} \right) p(\boldsymbol{\theta}, \sigma) \quad (5.3)$$

where $p(\boldsymbol{\theta}, \sigma)$ is some prior on hyperparameters $\boldsymbol{\theta}$ and the residual standard deviation σ . MCMC methods can be used to sample from the posterior density q via probabilistic programming tools such as Stan [4]. Additionally, since $\boldsymbol{\beta}$ in (5.3) has a Gaussian prior and Gaussian likelihood, q is amenable to efficient numerical methods for inference, particularly when the number of hyperparameters is small (see, e.g. [11]).

Below we provide an algorithm for the evaluation of moments of posteriors (5.3) in which the covariance function depends on two parameters – the amplitude and the timescale – that are fit from

the data and priors. We describe the algorithm for the model

$$\begin{aligned} y &\sim f(x) + \epsilon \\ f &\sim \mathcal{GP}(0, k(x, x')) \\ \epsilon &\sim \mathcal{N}(0, \sigma^2) \end{aligned} \tag{5.4}$$

where k is a squared exponential kernel

$$k(x, x') = \alpha \exp\left(-\frac{(x - x')^2}{2\ell^2}\right) \tag{5.5}$$

and α , σ , and ℓ are given priors

$$\begin{aligned} \alpha &\sim \mathcal{N}^+(0, 3) \\ \sigma &\sim \mathcal{N}^+(0, 3) \\ \ell &\sim \text{U}(0.02, 1.0). \end{aligned} \tag{5.6}$$

where $\mathcal{N}^+(\mu, \sigma^2)$ denotes the normal distribution $\mathcal{N}(\mu, \sigma^2)$ restricted to the non-negative reals. We note that the numerical efficiency of the following algorithm does not depend on the covariance function being in the squared exponential family, nor does it depend on the particular choices of priors. The algorithm we describe is a generalization of Algorithm 1 in [11], which provides a numerical method for computing posterior moments of Bayesian linear regression models. That numerical scheme performs quadrature over a low dimensional space after analytically marginalizing the regression coefficients.

In the following algorithm we compute posterior moments of a Bayesian Gaussian process regression model by first discretizing the timescale hyperparameter ℓ with Gaussian nodes. We then use the tools of [11] to compute the posterior mean, for each ℓ_i , of a Gaussian process with fixed time scale, ℓ_i , with Bayesian fitting of the hyperparameters α and σ .

Algorithm 2 (Reduced-rank Bayesian inference).

1. Construct n Gaussian nodes ℓ_i and weights w_i on the interval $(0.02, 1.0)$ that will be used to discretize the kernel hyperparameter ℓ .
2. For each ℓ_i compute the KL-expansion corresponding to kernel k with timescale ℓ_i via algorithm 1 and construct matrix \mathbf{X}_ℓ of (4.7). Note that for all α , KL-expansions are identical up to a multiplicative constant.
3. Use Algorithm 1 of [11] to compute moments of β, α, σ with respect to density $q(\ell_i, \beta, \alpha, \sigma)$ (see (5.3)) where ℓ_i is held fixed.
4. Convert conditional moments of β from the space of coefficients in a KL-expansion to coefficients of a Legendre expansion.
5. Use conditional moments to compute posterior moments of q . First moments of the function space inference are given in Legendre coefficients by

$$\mathbb{E}[\mathbf{c}] = \sum_{i=1}^n w_i \mathbb{E}_{\ell_i}[\mathbf{c}] \tag{5.7}$$

where w_i are Gaussian weights, \mathbf{c}_i denotes the i^{th} coefficient in a Legendre expansion, and $\mathbb{E}_{\ell_i}[\mathbf{c}]$ denotes the expectation of \mathbf{c} with respect to density q conditional on $\ell = \ell_i$.

In Section 8 we provide numerical experiments for Algorithm 2 with the Matérn covariance function in one dimension.

6 Non-smooth covariance kernels

While many commonly-used kernels are smooth (e.g. the squared exponential, rational quadratic, and periodic kernels), others, including Matérn kernels, are not [19]. The Matérn kernel, k_ν , is defined by the formula

$$k_\nu(r) = \sigma^2 \frac{2^{1-\nu}}{\Gamma(\nu)} \left(\sqrt{2\nu} \frac{r}{\ell} \right)^\nu K_\nu \left(\sqrt{2\nu} \frac{r}{\ell} \right) \quad (6.1)$$

where $\Gamma(\nu)$ is a gamma function and K_ν is a modified Bessel function of the second kind. For non-smooth kernels such as the Matérn, which is $\lfloor \nu \rfloor$ times differentiable at 0, convergence rates of the eigendecomposition using Algorithm 1 can be slow. For such kernels, we can use another well-known numerical scheme for computing eigendecompositions. In this scheme, we again represent the action of the integral operator on a function as a matrix-vector multiplication. The matrix transforms the Legendre expansion of an inputted function to the tabulation at Gaussian nodes of the image of that function under \mathcal{K} . In this algorithm, we compute elements of the matrix by using a high-order quadrature scheme that takes advantage of the fact that the kernel is smooth away from 0. The eigendecomposition of that matrix is then used to approximate the eigendecomposition of the corresponding integral operator.

Algorithm 3 (Eigenfunctions for non-smooth kernels).

1. Construct the $n \times n$ matrix \mathbf{A} defined by

$$\mathbf{A}_{i,j} = \int_{-1}^1 k(x_i, x') \bar{P}_{j-1}(x') dx' \sqrt{w_i} \quad (6.2)$$

where

$$x_1, \dots, x_n \quad (6.3)$$

denote the order- n Legendre nodes

$$w_1, \dots, w_n \quad (6.4)$$

the order- n Gaussian weights, and \bar{P} the normalized Legendre polynomials (see (2.9)). The integral in (6.2) can be computed by, for example, representing the integral as a sum of two integrals of smooth functions. That is,

$$\int_{-1}^1 k(x_i, x') \bar{P}_j(x') dx' = \int_{-1}^{x_i} k(x_i, x') \bar{P}_j(x') dx' + \int_{x_i}^1 k(x_i, x') \bar{P}_j(x') dx'. \quad (6.5)$$

We can then use Gaussian quadrature on each of the two integrals on the right hand side of (6.5).

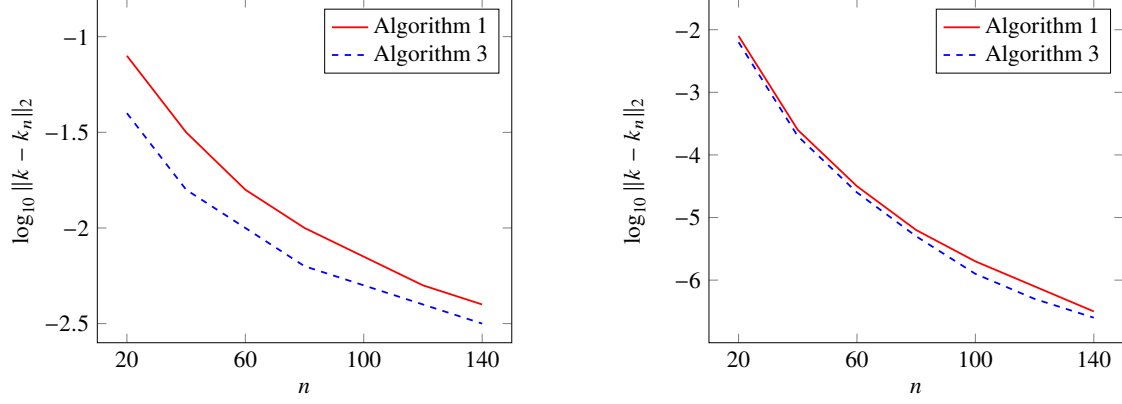
2. Compute the SVD of \mathbf{A} . That is, find orthogonal \mathbf{U}, \mathbf{V} , and diagonal \mathbf{D} such that

$$\mathbf{A} = \mathbf{U} \mathbf{D} \mathbf{V}^\top. \quad (6.6)$$

We denote the i -th entry of the diagonal of \mathbf{D} by λ_i .

3. Convert the columns of \mathbf{V} from a normalized Legendre expansion to an ordinary Legendre expansion via

$$\hat{\mathbf{V}}_{i,j} = \mathbf{V}_{i,j} / \sqrt{2/(2(i-1)+1)} \quad (6.7)$$



(a) L^2 error (see (3.12)) of the effective covariance kernel when using n nodes and KL-expansions of length n for both Algorithm 1 and Algorithm 3. The true covariance kernel is a Matérn kernel with $\nu = 1/2, \ell = 0.2$ and the KL-expansions are of length n and are defined on $[-1, 1]$.

(b) L^2 error (see (3.12)) of the effective covariance kernel when using n nodes and KL-expansions of length n for both Algorithm 1 and Algorithm 3. The true covariance kernel is a Matérn kernel with $\nu = 5/2, \ell = 0.2$ and the KL-expansions are of length n and are defined on $[-1, 1]$.

4. Evaluate the eigenfunction approximations $v_i : [-1, 1] \rightarrow \mathbb{R}$ by the formula

$$v_i(x) = \sum_{j=1}^n \mathbf{v}_{j,i} P_{j-1}(x) \quad (6.8)$$

for all $x \in [-1, 1]$ and $i = 1, 2, \dots, k$ where P_j denotes the order- j Legendre polynomial.

5. Scale the eigenfunctions v_i by the square root of the singular values. That is, we define φ_i by

$$\varphi_i(x) = \sqrt{\lambda_i} v_i(x). \quad (6.9)$$

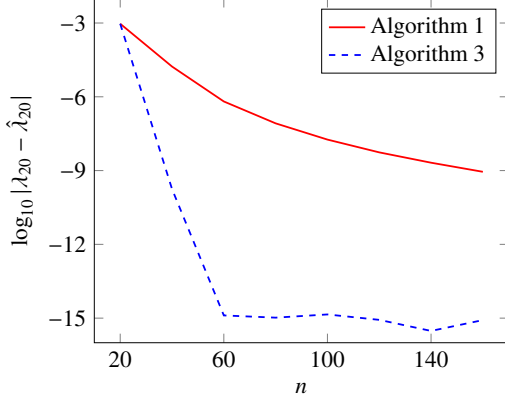
6. The KL-expansion of length $m \leq n$ is given by

$$\hat{f}(x) = \alpha_1 \varphi_1(x) + \alpha_2 \varphi_2(x) + \dots + \alpha_m \varphi_m(x) \quad (6.10)$$

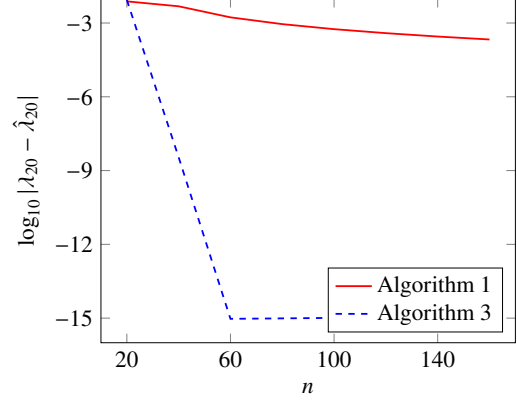
for all $x \in [-1, 1]$ where $\alpha_i \sim \mathcal{N}(0, 1)$ are IID Gaussian random variables.

The convergence of this algorithm is super-algebraic for all kernels $k(x, y)$ that are smooth away from $x = y$ (see [28]). Specifically, for fixed m , the discretization error α_n of (3.13) decays faster than $O(1/n^j)$ for any j (see [26]). Figure 2a and 2b illustrate Algorithm 1's superior convergence compared to Algorithm 3 in the approximation of eigenvalues for two Matérn kernels. Aside from convergence rates, the description of error control in Section 3 for KL-expansions generated using Algorithm 1 applies in the same sense to this algorithm.

Despite Algorithm 3 possessing superior convergence properties than Algorithm 1, for many practical problems there is little difference between the algorithms, even when the kernel is non-smooth at 0. Specifically, ϵ_n , the L^2 error defined in (3.12), has similar decay properties for non-smooth kernels when constructing the KL-expansions via Algorithm 1 and Algorithm 3. Figures 1a and 1b demonstrate this decay for two Matérn kernels. The similar decay properties of these two algorithms for non-smooth kernels is due to the fact that error ϵ_n is dominated by truncation error, not discretization error.



(a) Error of approximation of λ_{20} when using n nodes for both Algorithm 1 and Algorithm 3. The covariance kernel is a Matérn kernel with $\nu = 5/2, \ell = 0.2$ and the KL-expansions are of length n and are defined on $[-1, 1]$.



(b) Error of approximation of λ_{20} when using n nodes for both Algorithm 1 and Algorithm 3. The covariance kernel is a Matérn kernel with $\nu = 1/2, \ell = 0.2$ and the KL-expansions are of length n and are defined on $[-1, 1]$.

7 Generalizations to higher dimensions

Thus far we have considered only Gaussian processes over one dimension, however in this section we focus on real-valued Gaussian processes over \mathbb{R}^d for $d > 1$. For $d = 2$ and $d = 3$, applications include spatial and spatio-temporal problems [3, 6]. Nearly all of the analytical and numerical tools described thus far for computing with Gaussian processes in one dimension extend naturally to higher dimensions. In particular, the Karhunen-Loève theorem (Theorem 3) and Algorithm 1 are nearly identical in \mathbb{R}^d .

The extension of Algorithm 1 to higher dimension relies on the discretization of functions in \mathbb{R}^d via a tensor product of Gaussian nodes. For the remainder of this section, we describe a numerical algorithm for computing KL-expansions for Gaussian processes in two dimensions. That is, we compute eigenfunctions and eigenvalues of the integral operator \mathcal{K} defined by

$$\mathcal{K}\mu(x) = \int_D k(x, x')\mu(x')dx' \quad (7.1)$$

where $(x, x') \in D$ and D is a rectangular region in \mathbb{R}^2 .

In the two-dimensional Karhunen-Loève expansion, we represent eigenfunctions of the integral operator \mathcal{K} using an expansion in a tensor product of Legendre polynomials. The eigenfunction $\varphi : D \rightarrow \mathbb{R}$ is represented as

$$\varphi(x, y) = \sum_i \sum_j c_{ij} P_i(x) P_j(y) \quad (7.2)$$

for all $(x, y) \in D$ where c_{ij} are some real numbers. The algorithm we use for computing the eigendecomposition of integral operator \mathcal{K} in (7.1) relies on discretizing the integral operator \mathcal{K} as a matrix that maps a function tabulated at two-dimensional Gaussian nodes to another function tabulated at Gaussian nodes.

Algorithm 4 (Eigenfunctions in two dimensions).

1. Construct the $n^2 \times n^2$ matrix \mathbf{A} in which each row and column corresponds to a point $[x_i, x_j] \in \mathbb{R}^2$ where x_i and x_j are Gaussian nodes. That is,

$$\mathbf{A}_{i+(n-1)j, k+(n-1)l} = k([x_i, x_j]^\top, [x_k, x_l]^\top) \sqrt{w_i w_j} \sqrt{w_k w_l} \quad (7.3)$$

where

$$x_1, \dots, x_n \quad (7.4)$$

denote the order- n Gaussian nodes

$$w_1, \dots, w_n \quad (7.5)$$

the order- n Gaussian weights.

2. Compute the diagonal form of the symmetric matrix \mathbf{A} . That is, find the orthogonal matrix \mathbf{U} and the diagonal matrix \mathbf{D} such that

$$\mathbf{A} = \mathbf{U}\mathbf{D}\mathbf{U}^T. \quad (7.6)$$

We denote the i th entry of the diagonal of \mathbf{D} by λ_i .

3. Construct the $n^2 \times n^2$ matrix $\hat{\mathbf{U}} = [u_i]$ defined by

$$\hat{\mathbf{U}}_{i+(n-1)j,k} = \mathbf{U}_{i+(n-1)j,k} / \sqrt{w_i w_j}. \quad (7.7)$$

4. Each column of $\hat{\mathbf{U}}$ is a vector in \mathbb{R}^{n^2} denoting tabulations of an eigenfunction at the $n \times n$ tensor product of Gaussian nodes. We then recover the Legendre expansion in a tensor product of Legendre polynomials that corresponds to that eigenfunction. We do this by first converting the column vector $\hat{\mathbf{U}}_i$ to an $n \times n$ matrix, \mathbf{V}_i and then evaluating the matrix \mathbf{A}_i of expansions coefficients defined by

$$\mathbf{A}_i = \mathbf{M}\mathbf{V}_i\mathbf{M}^T \quad (7.8)$$

where \mathbf{M} is the matrix of Theorem 2 that maps a function tabulated at Legendre nodes to an expansion in Legendre polynomials.

5. \mathbf{A}_i is the two-dimensional eigenfunction expansion of the i -th eigenfunction of \mathcal{K} . We evaluate the eigenfunction $u_i : D \rightarrow \mathbb{R}$ by the formula

$$u_l(x, y) = \sum_{i=1}^n \sum_{j=1}^n \mathbf{A}_{l,i,j} P_i(x) P_j(y) \quad (7.9)$$

for all $(x, y) \in D$ and $l = 1, 2, \dots, n^2$ where P_j denotes the order- j Legendre polynomial.

6. Scale the eigenfunctions u_i by the square root of the eigenvalues to obtain φ_i , which we define by

$$\varphi_i(x, y) = \sqrt{\lambda_i} u_i(x, y) \quad (7.10)$$

where u_i is defined in (7.9).

7. The KL-expansion of length $m \leq n^2$ is given by

$$\hat{f}(x, y) = \alpha_1 \varphi_1(x, y) + \alpha_2 \varphi_2(x, y) + \dots + \alpha_m \varphi_m(x, y) \quad (7.11)$$

for all $(x, y) \in D$ where $\alpha_i \sim \mathcal{N}(0, 1)$ are IID Gaussian random variables.

The error control described in Section 3 applies exactly to this algorithm as well. We note that the class of algorithms described in this paper suffers from the curse of dimensionality and the cost of discretization of real-valued functions defined on \mathbb{R}^d scales like m^d where m is the number of discretization nodes in each direction. Despite computational intractability in high dimensions, eigendecompositions of operators over two and three dimensions are still amenable to the algorithms of this paper. In the following section we describe numerical experiments using the algorithms of this paper for Gaussian processes over \mathbb{R} and \mathbb{R}^2 .

8 Numerical experiments

We demonstrate the performance of the algorithms of this paper with numerical experiments. The algorithms were implemented in Fortran and we used the GFortran compiler on a 2.6 GHz 6-Core Intel Core i7 MacBook Pro. All examples were run in double precision arithmetic.

8.1 Gaussian processes on the interval

We demonstrate the performance of Algorithm 1 on randomly generated data on the interval $[-1, 1] \subset \mathbb{R}$. The data was generated according to

$$y_i = \cos(3e^{x_i}) + \epsilon_i \quad (8.1)$$

where x_i are equispaced points on $[-1, 1]$ and ϵ_i are IID Gaussian noise. For these experiments we used two covariance functions – the squared-exponential

$$k(x, x') = \exp\left(-\frac{(x - x')^2}{2\ell^2}\right) \quad (8.2)$$

and the Matérn kernel (6.1) with $\nu = 3/2$, which satisfies the identity

$$k_{3/2}(r) = \left(1 + \frac{\sqrt{3}r}{\ell}\right) \exp\left(-\frac{\sqrt{3}r}{\ell}\right). \quad (8.3)$$

In Tables 3 and 4 we demonstrate the time and accuracy of Algorithm 1 in evaluating KL-expansions for a squared exponential and a Matérn kernel as a function of the number of discretization nodes used (see (3.2)). The accuracy of the expansion is measured in the L^2 sense – the columns labelled $\|k - k_n\|_2$ show the quantity

$$\|k - k_n\|_2 = \left(\int_{-1}^1 \int_{-1}^1 (k(x, y) - k_n(x, y))^2 dx dy\right)^{1/2} \quad (8.4)$$

where k_n is the effective covariance function of the numerically computed order- n KL-expansion using n nodes and k is the exact covariance function. Integral (8.4) was computed using adaptive Gaussian quadrature.

In Table 5, we demonstrate numerical experiments of the implementation of Algorithm 2 on the data described in (8.1). Algorithm 2 computes posterior moments of the fully Bayesian Gaussian process model

$$\begin{aligned} y &\sim \mathcal{N}(\mathbf{X}_\ell \boldsymbol{\beta}, \sigma^2) \\ \boldsymbol{\beta} &\sim \mathcal{N}(0, \alpha \mathbf{I}) \\ \alpha &\sim \mathcal{N}^+(0, 3) \\ \sigma &\sim \mathcal{N}^+(0, 3) \\ \ell &\sim \text{U}(0.02, 1.0) \end{aligned} \quad (8.5)$$

with the $k_{3/2}$ Matérn covariance function. Note that α corresponds to the magnitude of the covariance kernel, σ the residual standard deviation and ℓ the timescale.

In Table 5, column N corresponds to the number of data points used, n is the number of discretization points in computing the KL-expansion (see step 2 of algorithm 2). The column labeled "accuracy" denotes the maximum absolute error of posterior expectations.

n	kernel	ℓ	total time (s)	$\ k - k_n\ _2$
10^2	SE (8.6)	0.25	0.004	0.033×10^0
12^2	SE (8.6)	0.25	0.008	0.93×10^{-2}
15^2	SE (8.6)	0.25	0.02	0.11×10^{-2}
17^2	SE (8.6)	0.25	0.04	0.2×10^{-3}
20^2	SE (8.6)	0.25	0.21	0.49×10^{-4}

Table 1: KL-expansion accuracy and computation times for a two-dimensional Gaussian process with squared exponential kernel using Algorithm 4 with n nodes and order- n KL-expansions.

N	n	kernel	ℓ	$\ k - k_n\ _2$	KL time (s)	MLE time (s)	total time (s)
2,500	20^2	SE (8.6)	0.25	0.5×10^{-4}	0.05	0.15	0.20
6,400	20^2	SE (8.6)	0.25	0.5×10^{-4}	0.05	0.30	0.35
10,000	20^2	SE (8.6)	0.25	0.5×10^{-4}	0.05	0.51	0.56
90,000	20^2	SE (8.6)	0.25	0.5×10^{-4}	0.05	2.38	2.43
160,000	20^2	SE (8.6)	0.25	0.5×10^{-4}	0.05	7.07	7.12

Table 2: Conditional mean accuracy and computation times for a two-dimensional Gaussian process with N data points on the unit square with squared exponential kernel (8.6) and $\ell = 0.25$. We used algorithm 2 with an order- n KL-expansions and accuracy is measured as $\|k - k_n\|_2$ where k_n is the effective covariance kernel.

n	kernel	ℓ	time (ms)	$\ k - k_n\ _2$	n	kernel	ℓ	time (ms)	$\ k - k_n\ _2$
5	SE (8.2)	0.2	0.01	0.40×10^0	10	$k_{3/2}$ (8.3)	0.2	0.03	0.12×10^0
10	SE (8.2)	0.2	0.02	0.66×10^{-1}	15	$k_{3/2}$ (8.3)	0.2	0.06	0.43×10^{-1}
15	SE (8.2)	0.2	0.04	0.56×10^{-2}	20	$k_{3/2}$ (8.3)	0.2	0.10	0.18×10^{-1}
20	SE (8.2)	0.2	0.08	0.25×10^{-3}	25	$k_{3/2}$ (8.3)	0.2	0.14	0.89×10^{-2}
25	SE (8.2)	0.2	0.13	0.71×10^{-5}	30	$k_{3/2}$ (8.3)	0.2	0.21	0.49×10^{-2}
30	SE (8.2)	0.2	0.20	0.13×10^{-6}	35	$k_{3/2}$ (8.3)	0.2	0.31	0.29×10^{-2}
35	SE (8.2)	0.2	0.28	0.17×10^{-8}	40	$k_{3/2}$ (8.3)	0.2	0.42	0.18×10^{-2}
40	SE (8.2)	0.2	0.36	0.17×10^{-10}	45	$k_{3/2}$ (8.3)	0.2	0.63	0.12×10^{-2}
45	SE (8.2)	0.2	0.44	0.12×10^{-12}	50	$k_{3/2}$ (8.3)	0.2	0.68	0.86×10^{-3}
50	SE (8.2)	0.2	0.54	0.11×10^{-13}	55	$k_{3/2}$ (8.3)	0.2	0.85	0.62×10^{-3}

Table 3: KL-expansion accuracy and computation times for a one-dimensional Gaussian process with squared exponential kernel using Algorithm 1 with n nodes and an order- n KL-expansion.

Table 4: KL-expansion accuracy and computation times for a one-dimensional Gaussian process with Matérn kernel using algorithm 1 with n nodes and an order- n KL-expansion.

N	n	kernel	accuracy	total time (s)
10	140	$k_{3/2}$ (8.3)	0.11×10^{-3}	0.21
100	140	$k_{3/2}$ (8.3)	0.52×10^{-3}	0.25
1,000	140	$k_{3/2}$ (8.3)	0.10×10^{-2}	0.63
10,000	140	$k_{3/2}$ (8.3)	0.15×10^{-2}	2.03
100,000	100	$k_{3/2}$ (8.3)	0.33×10^{-2}	37.2

Table 5: Accuracy and timings of Bayesian inference using Algorithm 2 with n nodes and KL-expansions of order n with fitting of residual variance, timescale, and magnitude with Matérn 3/2 kernel.

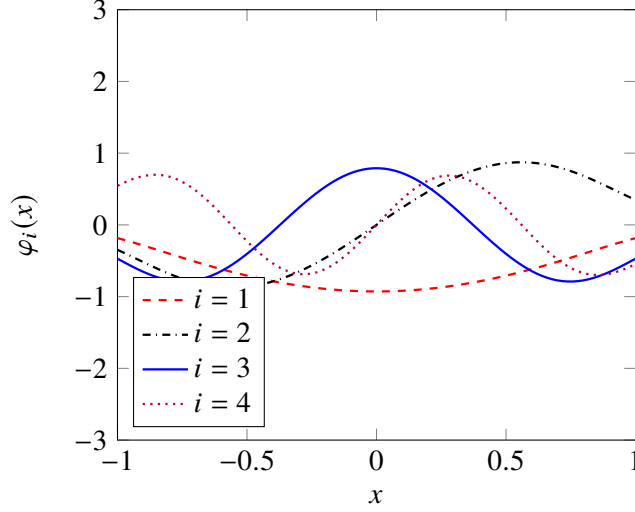


Figure 3: The basis functions φ_i (see (3.9)) of integral operator $\mathcal{K} : L^2[-1, 1] \rightarrow L^2[-1, 1]$ for $i = 1, 2, 3, 4$ where k is a squared-exponential kernel with $\ell = 0.2$

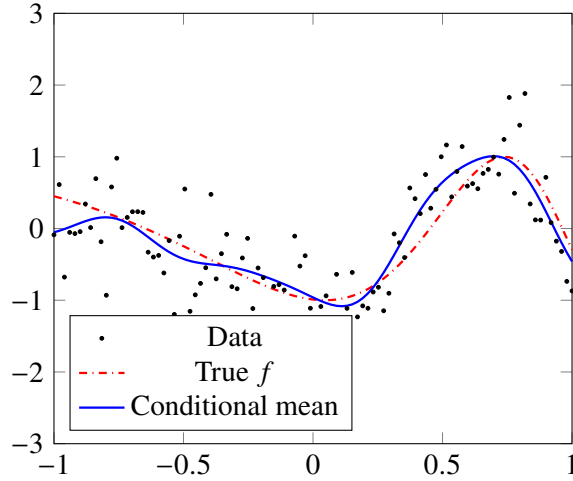


Figure 4: Gaussian process regression with squared exponential kernel with $\ell = 0.2$

8.2 Gaussian processes in two dimensions

For constructing KL-expansions in two dimensions, we implemented Algorithm 4 and tested timing and accuracy on randomly generated data on the unit square in \mathbb{R}^2 . We used the squared exponential covariance kernel

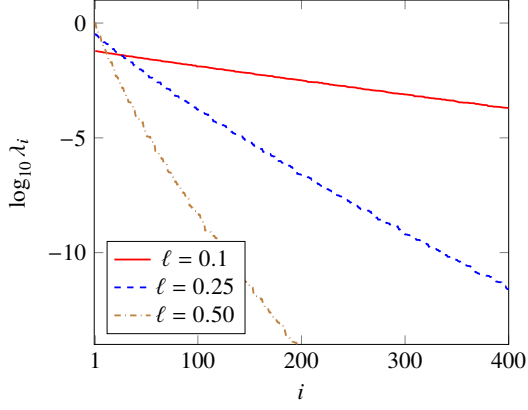
$$k(x, x') = \exp\left(-\frac{\|x - x'\|^2}{2\ell^2}\right) \quad (8.6)$$

with $\ell = 0.25$. The data was defined on a square grid at the points $\{(x_{1,i}, x_{2,j})\}$ on the square $[-1, 1]^2$ where $x_{1,1}, \dots, x_{1,N}$ and $x_{2,1}, \dots, x_{2,N}$ are equispaced points on the interval $[-1, 1]$. The dependent variable $y_{i,j}$ was randomly generated according to

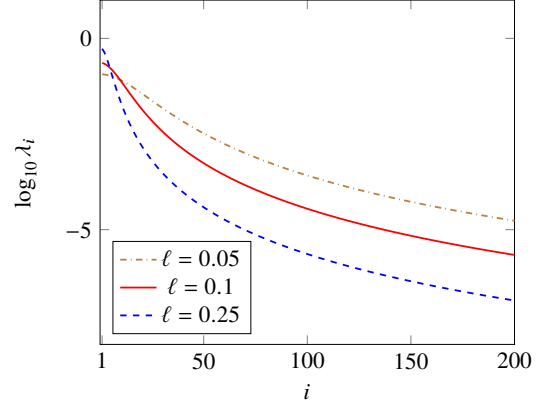
$$y_i = -x_{2,i} + \sin(6x_{1,i}) + \epsilon_i \quad (8.7)$$

where

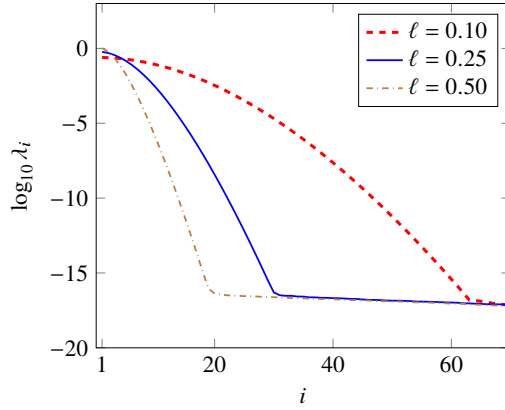
$$\epsilon \sim \mathcal{N}(0, 1). \quad (8.8)$$



(a) $\log_{10}(\lambda_i)$ where λ_i (see (3.5)) are eigenvalues of integral operator $\mathcal{K} : L^2[-1, 1]^2 \rightarrow L^2[-1, 1]^2$ with squared-exponential kernel and various ℓ



(b) $\log_{10}(\lambda_i)$ where λ_i (see (3.5)) are eigenvalues of integral operator $\mathcal{K} : L^2[-1, 1] \rightarrow L^2[-1, 1]$ with Matérn kernel with $\nu = 3/2$ and various ℓ



(c) $\log_{10}(\lambda_i)$ where λ_i (see (3.5)) are eigenvalues of integral operator $\mathcal{K} : L^2[-1, 1] \rightarrow L^2[-1, 1]$ where k is a squared-exponential kernel with various ℓ

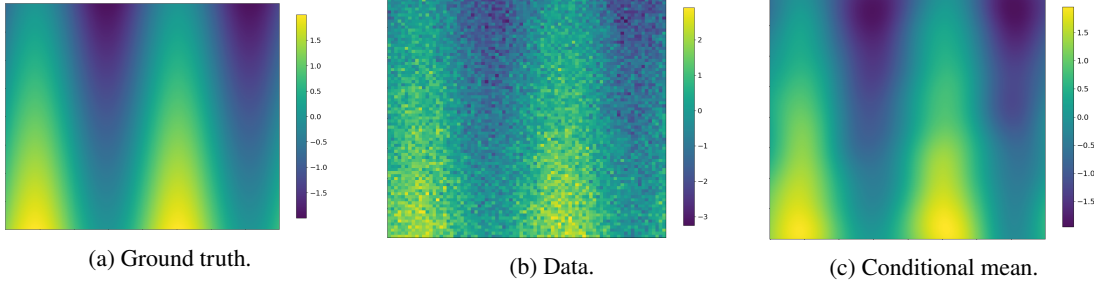


Figure 6: A demonstration of the performance of algorithm 4 on a Gaussian process over two dimensions with randomly generated data. The data is defined on a square grid on $[-1, 1]^2$ and $y_i = -x_{2,i} + \sin(6x_{1,i}) + \epsilon_i$ where ϵ_i is IID Gaussian noise.

In Figures 6a, 6b, and 6c, we provide plots of the ground truth, the observed values, and the recovered conditional mean estimate.

In Table 1 we demonstrate the performance of Algorithm 4 as a function of the total number of nodes n . The column labeled $\|k - k_n\|_2$ measures the accuracy of the order- n KL expansion evaluated using n -nodes in the following sense

$$\|k - k_n\|_2 = \left(\int_D \int_D (k(x, y) - k_n(x, y))^2 dx dy \right)^{1/2} \quad (8.9)$$

where $D = [-1, 1]^2$ and k_n is the effective covariance function of the numerically computed order- n KL-expansion. Integral (8.9) was computed using Gaussian quadrature.

In Table 2 we provide timings and accuracy for computing Gaussian process conditional mean estimates where all hyperparameters are fixed. The column denoted N is the number of data points and n represents the number of nodes used for computing KL-expansions in algorithm 4. "KL time (s)" shows the total amount of time used to compute KL-expansions and "MLE time (s)" denotes the total time for computing conditional mean estimates after computing KL-expansions. This time includes constructing matrix X of (4.7) and computing the ridge regression.

9 Conclusions

In this paper we introduce a class of numerical methods for converting a Gaussian process $f \sim \mathcal{GP}(0, k)$ on a user-defined rectangular region of \mathbb{R}^d into a KL-expansion of the form

$$\hat{f}(x) = \alpha_1 f_1(x) + \dots + \alpha_m f_m(x) \quad (9.1)$$

where $\alpha \sim \mathcal{N}(0, 1)$ are IID and f_i are fixed basis functions computed once during precomputation. The KL-expansion has several qualities that make it attractive for computationally demanding Gaussian process problems.

1. The KL-expansion is optimal in the L^2 sense. Specifically, for any order- n function space representation of a Gaussian process, the KL-expansion has an effective covariance kernel that best approximates the true kernel in the L^2 sense. This allows for highly accurate and compressed representations of Gaussian processes. For example, a Gaussian process on the interval $[-1, 1]$ with squared exponential kernel

$$k(x, x') = \exp\left(-\frac{\|x - x'\|^2}{2\ell^2}\right) \quad (9.2)$$

with $\ell = 0.1$, can be approximated to an accuracy of better than 10^{-3} with an expansion of 25 basis functions.

2. KL-expansions can be computed directly and efficiently using well-known high-order algorithms for discretizing integral operators. For smooth kernels, convergence of these algorithms is super-algebraic. For kernels with j continuous derivatives, convergence is no worse than $O(n^{-j-1})$ where n is the number of discretization nodes.
3. Efficient statistical inference can be facilitated with KL-expansions. When viewed as a function-space problem, the canonical Gaussian process regression is converted to a ridge regression in the space of expansion coefficients, where the number of coefficients is often significantly smaller than the number of data points. We also introduce an algorithm for rapidly evaluating posterior moments of Bayesian models.

The methods of this paper will likely generalize naturally to some families of non-Gaussian likelihoods, such as stable distributions. A stable distribution is one where a linear combination of independent copies of the distribution follows the same distribution as the original, up to scale and location parameters [17]. For example, suppose that we replace $\alpha_1, \dots, \alpha_m$ in (9.1) with uncorrelated stable distributions such that

$$\mathbb{E}[\alpha_i] = 0 \quad \text{and} \quad \mathbb{E}[\alpha_i \alpha_j] = \delta_{ij}. \quad (9.3)$$

Then the KL-expansion

$$f(x) = \sum_{i=1}^m \alpha_i f_i(x) \quad (9.4)$$

is in the same family of distributions as the α_i and satisfies

$$\mathbb{E}[f(x)] = 0 \quad \text{and} \quad \mathbb{E}[f(x)f(y)] \approx k(x, y). \quad (9.5)$$

As a result, nearly all the numerical and analytical results of this paper generalize naturally to stable processes. Analytic and numerical investigations on this line of work are currently underway.

There are two main failure modes to the schemes of this paper. First, covariance kernels that are less smooth (i.e. they have more slowly decaying power spectra) require more terms in a KL-expansion for a given level of accuracy. Second, the methods of this paper suffer from the usual curse of dimensionality. For a given kernel of a Gaussian process over \mathbb{R}^d , the number of terms needed in a KL-expansion for a given level of accuracy grows like m^d where m is the number of terms required in one dimension. Due to these drawbacks, the numerical methods we describe are most useful in one and two dimensions, or in three-dimensional problems with smooth kernels.

10 Acknowledgements

The authors are grateful to Paul Beckman, Dan Foreman-Mackey, Jeremy Hoskins, Manas Rachh, and Vladimir Rokhlin for helpful discussions.

References

- [1] M. Abramowitz and I. A. Stegun, editors. *Handbook of Mathematical Functions with Formulas, Graphs, and Mathematical Tables*. Washington: U.S. Govt. Print. Off., 1964.
- [2] S. Ambikasaran, D. Foreman-Mackey, L. Greengard, D. W. Hogg, and M. O’Neil. Fast Direct Methods for Gaussian Processes. *IEEE Trans. Pattern Anal. Mach. Intell.*, 38(2):252–265, 2016.
- [3] S. Baugh and M. L. Stein. Computationally efficient spatial modeling using recursive skeletonization factorizations. *Spatial Statistics*, 27:18–30, 2018.
- [4] B. Carpenter, A. Gelman, M. D. Hoffman, D. Lee, B. Goodrich, M. Betancourt, M. Brubaker, J. Guo, P. Li, and A. Riddell. Stan: A probabilistic programming language. *Journal of Statistical Software, Articles*, 76(1):1–32, 2017.
- [5] N. Cressie. *Statistics for Spatial Data, Revised Edition*. Wiley-Interscience, Hoboken, NJ, 2015.
- [6] A. Datta, S. Banerjee, A. O. Finley, and A. E. Gelfand. Hierarchical Nearest-Neighbor Gaussian Process Models for Large Geostatistical Datasets. *J. Amer. Stat. Assoc.*, 111(514):800–812, 2016.
- [7] S. Filip, A. Javeed, and L. N. Trefethen. Smooth Random Functions, Random ODEs, and Gaussian Processes. *SIAM Review*, 61(1):185–205, 2019.
- [8] D. Foreman-Mackey, E. Agol, S. Ambikasaran, and R. Angus. Fast and Scalable Gaussian Process Modeling with Applications to Astronomical Time Series. *The Astronomical Journal*, 154(6), 2017.
- [9] A. Gelman, J. B. Carlin, H. S. Stern, D. B. Dunson, A. Vehtari, and D. B. Rubin. *Bayesian Data Analysis*. Chapman and Hall/CRC, New York, NY, 3rd edition, 2013.
- [10] J. Gonzalez, E. Lezmi, T. Roncalli, and J. Xu. Financial Applications of Gaussian Processes and Bayesian Optimization. *arXiv*, q-fin/1903.04841, 2019.
- [11] P. Greengard, A. Gelman, and A. Vehtari. A Fast Regression via SVD and Marginalization. *Computational Statistics*, 2021.
- [12] T. Hastie, R. Tibshirani, and J. Friedman. *Elements of Statistical Learning*. Springer Series in Statistics, New York, NY, 2nd edition, 2009.
- [13] R. Kress. *Linear Integral Equations*. Springer, New York, NY, 1999.
- [14] V. Lalchand and C. E. Rasmussen. Approximate inference for fully Bayesian Gaussian process regression. In *Symposium on Advances in Approximate Bayesian Inference*, pages 1–12. PMLR, 2020.
- [15] M. Loève. *Probability Theory I*. Springer-Verlag, New York, NY, 1977.
- [16] V. Minden, A. Damle, K. L. Ho, and L. Ying. Fast Spatial Gaussian Process Maximum Likelihood Estimation via Skeletonization Factorizations. *Multiscale Modeling and Simulation*, 15(4), 2017.

- [17] J. P. Nolan. *Univariate Stable Distributions*. Springer, New York, NY, 2020.
- [18] J. Quinonero-Candela and C. E. Rasmussen. Analysis of some methods for reduced rank Gaussian process regression. In *Switching and learning in feedback systems*, pages 98–127. Springer, 2005.
- [19] C. E. Rasmussen and C. L. I. Williams. *Gaussian Processes for Machine Learning*. MIT Press, Cambridge, MA, 2006.
- [20] F. Riesz and B. Sz.-Nagy. *Functional Analysis*. Frederick Ungar Publishing Co., New York, NY, 1955.
- [21] G. Riutort-Mayol, P.-C. Bürkner, M. R. Andersen, A. Solin, and A. Vehtari. Practical hilbert space approximate bayesian gaussian processes for probabilistic programming, 2020.
- [22] V. Rokhlin, A. Szlam, and M. Tygert. A Randomized Algorithm for Principal Component Analysis. *SIAM J. Matrix Anal. Appl.*, 31(3):1100–1124, 2009.
- [23] C. Schwab and R. A. Todor. Karhunen–Loève approximation of random fields by generalized fast multipole methods. *J. Comput. Phys.*, 217:100–122, 2006.
- [24] A. Solin and S. Särkkä. Hilbert space methods for reduced-rank Gaussian process regression. *Statistics and Computing*, 30, 2020.
- [25] J. Stoer and R. Bulirsch. *Introduction to Numerical Analysis*. Springer-Verlag, New York, NY, 2nd edition, 1992.
- [26] L. N. Trefethen. *Approximation Theory and Approximation Practice: Extended Edition*. SIAM, Philadelphia, PA, 2020.
- [27] D. Xiu. *Numerical Methods for Stochastic Computations*. Princeton University Press, Princeton, NJ, 2010.
- [28] N. Yarvin and V. Rokhlin. Generalized Gaussian quadratures and singular value decompositions of integral operators. *SIAM J. Sci. Comput.*, 20(2):699–720, 1998.