

# PatrickStar: Parallel Training of Pre-trained Models via a Chunk-based Memory Management

Jiarui Fang, Yang Yu  
Pattern Recognition Center, Wechat  
AI, Tencent Inc  
Beijing, China  
{jiarui.fang, joseph.yu}@tencent.com

Shenggui Li, Yang You  
School of Computing, National  
University of Singapore  
Singapore  
{lisg, youy}@comp.nus.edu.sg

Jie Zhou  
Pattern Recognition Center, Wechat  
AI, Tencent Inc  
Beijing, China  
withtomzhou@tencent.com

## Abstract

The pre-trained model (PTM) is revolutionizing Artificial intelligence (AI) technology. It learns a model with general language features on the vast text and then fine-tunes the model using a task-specific dataset. Unfortunately, PTM training requires prohibitively expensive computing devices, especially fine-tuning, which is still a game for a small proportion of people in the AI community. Enabling PTMs training on low-quality devices, PatrickStar now makes PTM accessible to everyone.

PatrickStar reduces memory requirements of computing platforms by using the CPU-GPU heterogeneous memory space to store model data, consisting of parameters, gradients, and optimizer states. We observe that the GPU memory available for model data changes regularly, in a tide-like pattern, decreasing and increasing iteratively. However, the existing heterogeneous training works do not take advantage of this pattern. Instead, they statically partition the model data among CPU and GPU, leading to both memory waste and memory abuse. In contrast, PatrickStar manages model data in chunks, which are dynamically distributed in heterogeneous memory spaces. Chunks consist of stateful tensors which run as finite state machines during training. Thus, reusing chunks of no life-cycle overlap leads to theoretical minimum memory consumption. Guided by the runtime memory statistics collected in a warm-up iteration, chunks are orchestrated efficiently in heterogeneous memory and generate lower CPU-GPU data transmission volume. Symbiosis with the Zero Redundancy Optimizer, PatrickStar scales to multiple GPUs using data

parallelism, with the lowest communication bandwidth requirements and more efficient bandwidth utilization. Experimental results show PatrickStar trains a 12 billion parameters GPT model, 2x larger than the STOA work, on an 8-V100 and 240GB CPU memory node, and is also more efficient on the same model size. Even on a \$700 personal computer, it can train a 0.7 billion parameter GPT model.

## 1 Introduction

The pre-trained models (PTMs) such as BERT [6], GPT2 [15], and GPT3 [2] have become a milestone in the field of Natural Language Processing (NLP). PTMs use a deep neural network that stacks a number of transformer structures [22] to pre-train a general language feature representation on a large amount of text and then transfers the learned knowledge to different downstream tasks after fine-tuning. Due to potentially unlimited amounts of text from the Internet, PTMs can capture many facets of language features and achieve state-of-the-art results on downstream tasks. It is now the consensus of the AI community to adopt PTMs as the backbone for specific NLP tasks rather than learning models from scratch on a task-related dataset.

The unprecedented performance of PTMs comes with numerous parameters, which put huge demands on computing and memory resources. As model data can no longer be accommodated in the memory of a single GPU, the most commonly used data parallelism techniques are not applicable for PTMs. Latest advances make growth in PTM model size possible by utilizing parallel training to distribute model data among multiple GPU memory, such as ZeRO [16, 17], model parallelism [19, 20] and pipeline parallelism [7, 12]. The state-of-the-art (STOA) solution is to combine them together as 3D parallelism [11], which is able to scale PTM to trillions of parameters on thousands of GPUs.

Although successful pre-training efforts exist on models of trillions of parameters, it still has a long way to enable PTM accessible to everyone. The application of PTM has two phases, the pre-training phase, and the fine-tuning phase. Although the computation operations are the same, there is a huge gap in the accessible hardware quality of the two stages. The pre-training phase is trained from scratch on a super large-scale dataset with countless iterations. It is both

Permission to make digital or hard copies of all or part of this work for personal or classroom use is granted without fee provided that copies are not made or distributed for profit or commercial advantage and that copies bear this notice and the full citation on the first page. Copyrights for components of this work owned by others than ACM must be honored. Abstracting with credit is permitted. To copy otherwise, or republish, to post on servers or to redistribute to lists, requires prior specific permission and/or a fee. Request permissions from [permissions@acm.org](mailto:permissions@acm.org).

*Preprint,*

© 2022 Association for Computing Machinery.  
ACM ISBN 978-x-xxxx-xxxx-x/YY/MM...\$15.00  
<https://doi.org/10.1145/nnnnnnnn.nnnnnnn>

time-consuming and costly and usually conducted on supercomputers using hundreds of GPU nodes connected with high-speed network fabric. Such high-quality hardware is only affordable for a small proportion of people in the AI community. In the fine-tuning phase, the pre-trained models are fine-tuned on downstream application-specific datasets. The hardware quality that most people can access in this phase is highly mediocre, usually a single node equipped with multiple GPU cards. Therefore, making the model size on accessible hardware as large as possible is the critical path to the democratization of PTM. Unfortunately, the work mentioned above pays little attention to bridge the hardware requirement gap between these two stages.

Heterogeneous training [14, 17, 18] is the most promising solution to lower the hardware requirements of fine-tuning phase. This approach exploits both GPU memory and CPU memory, consisting of DRAM or NVMe memory, by accommodating the model data in both CPU and GPU and move data not in the current device from the other one if necessary. However, all of these works reported their results on nodes of the DGX-2 supercomputer, which includes 1.5TB DRAM and 3.84TB NVME SSDs. This configuration far exceeds the average CPU standard in data centers or cloud computing platforms. When adopting these systems on commonly accessible hardware, performance is largely compromised. For example, Zero-Offload [17], the state-of-the-art heterogeneous training system, reported the maximal model scale on a 4-V100 GPU DGX-2H server reaches 30B (Billion) parameters. However, on a 4-V100 GPU with a 240 GB DRAM CPU server, its maximal model scale can only reach 6B parameters.

To improve the PTM model scale on computing hardware accessible to everyone and lower the rigorous memory requirements of existing solutions, this paper proposed a heterogeneous training system named PatrickStar. Our design is inspired by the insight that the available GPU memory for model data regularly changes in a tide-law pattern during DL training. The non-model data mainly consists of operators' outputs and competes for GPU memory with the model data, increases during the forward propagation (FWD), decreases during the backward propagation (BWD), and can be deleted during the parameter updating. It causes the available GPU for model data to change in the opposite trend. However, the existing solutions [17, 18] ignore the tide-law pattern. They are statically partitioning the model data between CPU and GPU memory, and their memory allocation schema is invariant during training. Therefore, the hardware settings must meet the CPU and GPU's peak demand. Not only is memory wasted most of the time, but the model size is limited by the most scarce memory resource of the CPU or GPU. To use heterogeneous memory more efficiently, PatrickStar dynamically manages the memory space by organizing model data in chunks, pieces of contiguous memory of the same size. A chunk consists of tensors that work as a finite state machine. The distribution of chunk in heterogeneous memory

space is adjusted during training according to their tensor states. Through reusing chunks of no life-cycle overlap data, PatrickStar achieves the theoretical minimum memory consumption. We use a warm-up iteration to collect the statistics of available GPU memory for model data at runtime. An efficient chunk eviction strategy and device-aware operator placement strategy based on the statistics are designed to reduce the CPU-GPU data movement volume and break the memory wall of both CPU and GPU. Chunk-based memory management can be efficiently symbiotic with data parallelism using Zero Redundancy Optimizer [16] through the collective intra-GPU communication of chunks. Our main contributions include:

- We proposed an innovative chunk-based memory management system called PatrickStar for PTM. It is able to reduce memory requirements and improve computing efficiency of existing heterogeneous training approaches.
- The chunk-based management is naturally symbiotic with Zero Redundancy Optimizer data parallelism. The chunk-based collective communication pattern leads to the lowest intra-GPU bandwidth requirements and higher bandwidth utilization.
- PatrickStar trains a 12 billion parameters GPT-like model, which is 2x larger than the SOTA work, on a cloud computing node with 8x V100 GPUs and 240 GB DRAM memory CPU.
- PatrickStar has a higher computing efficiency than the SOTA work, and achieved a superlinear scalability on 8 GPUs.

## 2 Backgrounds of PTM

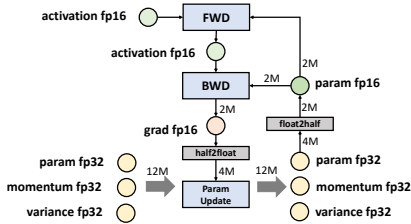
PTM achieves significantly better performance than directly training a model from scratch. PTMs first pre-train models on a large amount of text from unsupervised learning tasks and then fine-tune further on a smaller dataset for downstream supervised NLP tasks. The benefit of PTM comes from two aspects. Firstly, PTMs provide opportunities to leverage the vast unlabeled text data in unsupervised training, from which we can learn universal language representations. Secondly, with the large corpus, we can use DL models with numerous parameters in pre-training while usually overfit on supervised training with small training data.

PTMs tend to use transformer [22] models due to their superior performance and compute efficiency. To speed up convergence, adaptive gradient-based optimizer ADAM [8] are the de facto choice in transformer model training. Taking advantage of the tensor-core component on GPUs, PTM training is in a mixed-precision way, which requires that the parameters and gradients of the model use the FP16 format in FWD and BWD and the FP32 format during the parameter updating. Before introducing the PTM training process, we list the types of tensors in PTM training first. We refer

to activations as **non-model data**, and the others as **model data**.

- 1. param fp16: The parameters of the model used in FWD and BWD.
- 2. grads fp16: The gradients of param fp16, generated in BWD.
- 3. Optimizer States, OS: State parameters required by ADAM optimizer, including momentum fp32 and variance fp32 and param fp32.
- 4. Activations: intermediate output tensors of the operators, also known as feature maps, produced in FWD and BWD.

The PTM training is viewed as a directed graph. As shown in Figure 1, the circular nodes represent tensor sets (param fp16, grad fp16, param fp32, momentum fp32, variance fp32), and rectangular nodes represent operator sets, including forward propagation (FWD) and backward propagation (BWD), Parameter Updating, which is implemented as ADAM optimizer in PTM context. Edges of the graph represent the data flow, and the weight of the edge is the overall amount of data (in bytes), assuming the model has  $M$  parameters.



**Figure 1.** Workflow of Neural Network Training.

Let us first theoretically estimate the memory requirements of PTM training. For a model with  $M$  parameters, the FWD and BWD require  $4M$  bytes space for param fp16 and grad fp16 tensors. For the Param Updating,  $4M$  (momentum fp32) +  $4M$  (variance fp32) +  $4M$  (param fp32) =  $12M$  is required. The updated param fp32 is converted to param fp16 to participate in the computation of the next iteration. In this way, the overall training process requires  $2+2+14=18M$  of memory space. For a GPT model with 2 billion (2B) parameters, 36 GB of GPU memory is required, far more than 32 GB of V100 overall GPU memory. Until now, we still not take into account the memory usage of non-model data during the training process. The GPU memory is often more scarce than expected.

### 3 Related Works

Here list three lines of work to increase maximum PTM model scale. Some of them are often used together.

**Parallel Training:** The most popular distributed training technique is data parallelism [5] (DP) which keeps a copy of the model on each GPU and partitions inputs and activations

among multiple GPUs. DP works fit the entire model data in the GPU memory, which is no longer valid in the PTM training situation. Parallel training PTM, therefore, has to partition the model data across multiple GPUs.

A set of works are proposed to adapt DP on PTM training. The Zero Redundancy Optimizer (ZeroDP) [16] eliminates memory redundancies of model data by partitioning them in layers among multiple GPUs, therefore using the total aggregate GPU memory capacity of a cluster. During FWD and BWD, ZeroDP has to conduct broadcast operations to collect parameters on remote devices.

Model parallelism (MP) is also revisited in PTM training recently. MP splits the multi-dimensional tensors of model data along one or more specific dimensions and then distributes them on multiple devices. In this case, the activations have to be accommodated on each device redundantly. MP has poor computational efficiency than DP due to additional communication of activations in both FWD and BWD. In terms of memory efficiency, MP reduces the model data footprint proportional to the number of workers while not reducing the non-model data footprint. In addition, the computing and communication pattern of model parallelism are specific to model architecture and, therefore, can have a great initial implementation effort. Megatron-LM [20] customized model splitting schema on the transformer structure and MLP by adding collective communication operations during FWD and BWD process. Mesh-TensorFlow [19] provided a high-level abstraction based on TensorFlow to split tensors along any tensor dimension, which provides a convenient way for users to design customized model parallel schema. Recent works in MP [1, 9, 23, 24] also adopted different algorithms for tensor splitting at different levels of granularity.

Pipeline Parallelism (PP) is another approach for distributed training that divides the model’s layers into stages that the model can process in a pipeline manner. In Gpipe [7], and PipeDream [12], as one stage completes the FWD or BWD for a micro-batch, the activation tensors are communicated to the next stage, and the gradient of activations are passed to the previous stage in the pipeline. Although PP communicates over an order of magnitude less volume than the data and model parallelism, it has overheads during the start of the pipeline, and both approaches require the number of devices to scale with the model depth and not just the layer size. Another challenge in PP is load balancing, as the different layers have different amounts of parameters. Thus, it requires a careful layer dividing policy to avoid memory bottlenecks on a certain device. TeraPipe [10] explored the token-level dependency to train GPT-3 with pipeline parallelism by optimally dividing the layers using a novel dynamic programming algorithm.

Readers should note that DP, PP, and MP are orthogonal to each other. In the very-large-scale PTM training, a combination of ZeroDP, MP, PP to form a 3D parallelism, DeepSpeed [11] carefully trades off these parallelisms and maps

workload onto the workers. It is recommended to restrict MP and DP among GPUs inside a node and PP among nodes.

**Heterogeneous Training:** The above work is still focused on distributing the model data on the homogeneous GPU memory space of multiple GPUs. To train PTM with model data larger than the overall GPU memory size, some recent works try to utilize heterogeneous memory space which consists of both CPU and GPU. L2L [14] accommodates the model data in CPU by default, and the GPU device memory is populated only with the executing layer’s model data at any given moment in training. However, It leads to frequent CPU-GPU data movement, in units of tensors. Moreover, L2L is implemented on one GPU one CPU system, no multiple GPU scaling result is presented. Zero-Offload [18] advanced the ZeroDP by offloading the OS data and grad fp16 on CPU and executes ADAM on CPU. It has to transfer grad fp16 and param fp16 between CPU and GPU during training. Zero-Infinity [17] extends the offloading method to NVMe memory.

**Activation Reduction:** In addition to reducing GPU model data by distributing the workload on multiple GPU, another line of related work reduces the GPU memory consumption of activations. The gradient checkpointing [3, 4] trades off memory with more computation. In FWD, only a subset of activations is checkpointed in the computational graph. In BWD, the required activations are recomputed from the nearest checkpoint.

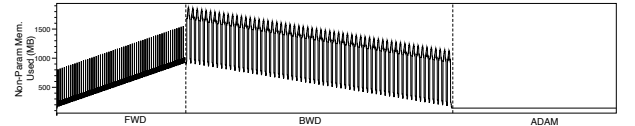
## 4 Motivations

This work is devoted to paving the way for the application of PTM in industrial and academic scenarios. PTM goes through two stages: pre-training, fine-tuning. In the pre-training stage, AI supercomputers are widely applied. Work in Sec. 3 are mainly focused on this stage. The hardware settings of Megatron-LM’s 8.3 B model and Zero-Infinity-3D’s 500 B model are the latest AI supercomputer with 32 DGX-2H nodes<sup>1</sup>. Not to mention the device itself costs millions of dollars, only pre-training the model once will also cost tens of thousands of dollars. While expanding the pre-training model scale is only a game for a small proportion of people in the AI community, the fine-tuning stage must involve most people playing with their datasets. Industrial and academic AI developers most commonly use the equipment from data centers or self-purchased small servers. Their computing scale, storage capability, and communication bandwidth are lower than AI supercomputers. For example, the CPU memory in the data center devices is far below the TeraByte level and is much less than that of a DGX-2 node. In addition, the communication bandwidth across nodes is usually minimal.

Therefore, the most economical hardware setting accessible is a single node equipped with multiple GPUs. For example, in a GPU data center of an industrial AI lab, 99% DL offline tasks are running on a scale of fewer than 8 GPUs. Besides improving hardware qualities, developing a software system to bridge the computing power gap between the pre-training and fine-tuning stages is the key to democratizing PTM.

The most successful effort to democratize PTM fine-tuning is the heterogeneous training approach. Zero-Offload [18] trains a 13B model on a single V100 inside a DGX-2H server. It is worth noting that its CPU memory is 1.5TB, which undertakes most of the model data storage. However, executing it on 240 GB CPU memory, the maximum model scale of Zero-Offload is lowered to 4B. Moreover, its computing efficiency decreases as the model scale increases, with 33 Tflops on the 4B model and 47 Tflops on the 1B model. It shows that we can still further improve the memory and computing efficiency of heterogeneous training.

Existing heterogeneous training approaches statically manage model data in heterogeneous memory space. Zero-Offload and Zero-Infinity [17] partition the model data such that the param fp16 data are stored in GPU while the grad fp16 and OS data are stored in CPU. The param fp16 and grad fp16 data, overall 4M bytes, are moved between CPU and GPU each iteration. During the entire training process, GPU memory has to accommodate non-model data in addition to overall param fp16. During param updating, The CPU has to accommodate all model data. On the one hand, the system fails when the CPU memory is insufficient for the entire model data, even if there is free space in the aggregated GPU memory. On the other hand, for large batch training, if too much non-model data leads to insufficient GPU memory for param fp16, the system also fails even though some CPU memory is free.



**Figure 2.** GPU memory footprint of non-model data during a training iteration of a 0.7B GPT-like model.

The inefficiency of the current heterogeneous training approaches comes from that their static memory management does not match the changing memory requirements during the PTM training process. Our critical insight is that the memory consumption of non-model data on GPU is changing with time and exhibits a **tidal law**. Figure 2 shows the GPU memory occupied by the non-model data during a training iteration of a 0.7B-BERT model. During the FWD and BWD process, since the output activations of each layer need to be maintained in the GPU memory, the free GPU memory for model data is first decreasing and then increasing. The GPU memory

<sup>1</sup>The 32 DGX-2H nodes have a total of 512 Tesla V100 GPUs. Each node has a 1.5 TB CPU memory. The intra-node communication bandwidth reaches 300 GB/sec, and the inter-node communication bandwidth reaches 100 GB/sec.

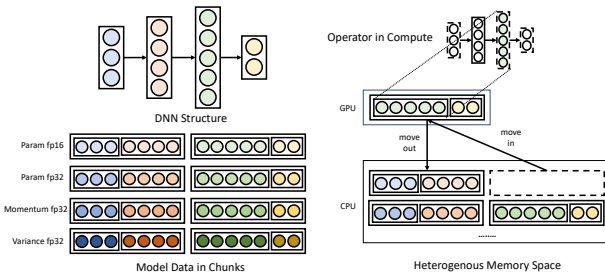
is almost entirely available for model data when updating the parameter using an ADAM optimizer because the activations are released.

To take advantage of the tide law, model data needs to be managed in a fine-grained manner. The intuitive idea is to transmit data in units of tensor. However, tensors may be small in size, which leads to inefficient utilization of the transmission bandwidth. L2L [14] customized a layer-by-layer transmission pattern for the transformer structures on a single GPU. However, its performance has been proven lower than Zero-Offload, because of the 14x larger communication volume. Different from existing works, we organize the model data in **chunk**, a piece of fixed-sized contiguous memory space. Our chunk-based memory management comes with the following benefits:

- Lower CPU and GPU memory requirements for PTM training.
- Reducing overall memory footprint by chunk reusing.
- Lower data transmission volume with smart chunk layout.
- The transmission in chunks can better utilize the CPU-GPU and intra-GPU bandwidth than in tensors.
- Parallel-friendly. Through collective communication of a set of chunks, it is easy to combine data parallelism and obtain the lowest communication volume.

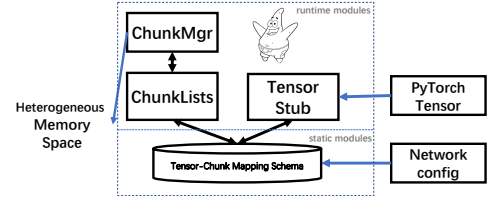
## 5 Design Overview

We design a parallel PTM training system called PatrickStar, and its principle is shown in Figure 3. PatrickStar improves the maximum model scale and efficiency of existing heterogeneous training by managing the model data into chunks and store them in the heterogeneous space (details in Sec. 6). Moreover, it is scalable to multiple GPUs combining with a Zero Redundancy Optimizer [16] (details in Sec. 7). The chunks are moved to the required device during the training process when necessary. PatrickStar can obtain an efficient chunk movement strategy through optimizations of Sec. 8.



**Figure 3.** The strategy of PatrickStar.

PatrickStar works as middleware between PyTorch runtime and heterogeneous memory. Its architecture diagram is shown in Figure 4. Before training, the system constructs the mapping schema between tensor and chunk based on the



**Figure 4.** The system overview of PatrickStar.

neural network structure. During the training process, it takes over the memory management of PyTorch by hijacking tensor access to the chunk-based memory space managed by itself.

## 6 System Design on a Single GPU

The system consists of the static module that works in the preprocessing stage, and the runtime module works in the training stage. We elaborate on them in this section.

### 6.1 Preprocessing Stage

Before the training begins, each tensor of the model data is assigned a piece of chunk space in a preprocessing stage, and a chunk-tensor mapping schema is generated. An efficient mapping schema needs to have the following three features: 1. increase the locality of tensor access. 2. reduce memory consumption. 3. be friendly to parallel.

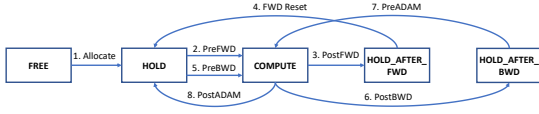
An efficient mapping schema is derived by analyzing the model structure. Chunks are divided into four types according to types of tensors in model data, i.e., param fp16 list, param fp32 list, momentum list, and variance list. Chunks have the same size and different chunks can reuse the same memory space. Specially, PatrickStar does not allocate a grad fp16 list. Therefore, the grad fp16 tensors can reuse chunk space of the param fp16 list since, as elaborated in Sec. 6.2, the lifecycle of grad fp16 tensors can have no overlap with the param fp16 tensors. We first build the param fp16 chunk list in the order of model initialization. The first param fp16 tensor is allocated at the beginning of a chunk. The following tensor is allocated after the previous tensor one by one. When a new tensor exceeds the remaining space of a chunk, a new chunk is appended to the chunk list. In this way, when accessing a tensor in a chunk, the neighboring tensors used soon have already been in the same chunk. Therefore, the access locality is well guaranteed. For param fp32, momentum, and variance tensors, their corresponding chunk lists are mapped in the same way as param fp16. As a result, the offsets in the chunk list of param fp16, param fp32, momentum, and variance tensors of the same parameter are consistent. Scaling to multiple processes, four chunk lists are split along the same position. Therefore the chunks used by ADAM is in the local process and avoids cross-process communication.



## 6.2 Training Stage

During the training process, PatrickStar needs to orchestrate chunks in the heterogeneous memory space correctly and efficiently. This section introduces the mechanism to guide the correct movement of chunks, and later we introduce an optimization strategy to improve its efficiency in Sec. 8. PatrickStar’s tensor is stateful and works as a finite state machine. Tensor has five states: FREE (no payload space, not initialized yet or be released), COMPUTE (in computing), HOLD (save the payload), HOLD\_AFTER\_FWD (save the payload after FWD), HOLD\_AFTER\_BWD (save the payload after BWD). We refer to the latter three as HOLD-like states.

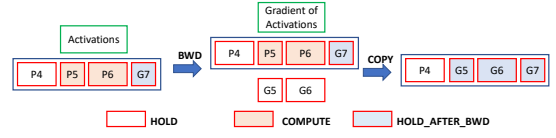
The states of all its tensors determine a chunk’s possible location. When all tensors of a chunk are in the FREE state, the chunk’s memory space can be released or reused by other chunks. If any of the tensors of a chunk is in COMPUTE state, the chunk must be located on the required computing device. If none of its tensors is in COMPUTE and at least one of its tensors is in a HOLD-like state, we can place the chunk in heterogeneous memory space, i.e., it can be located on CPU and GPU memory. Figure 5 shows the state transition of a param fp16 tensor during training.



**Figure 5.** The state transition diagram of a param fp16 tensor.

The state of param fp16 tensor is HOLD after being initialized (randomly initialized or read from the pre-train model). In FWD, before operator computing starts, the chunk of the param fp16 to be computed must be placed on the computing device, and states of all its tensors are converted from FREE to COMPUTE. After the computing is finished, the tensor states become HOLD\_AFTER\_FWD, so that the tensor does not have to be held in the computing device and can be evicted to other memory if necessary. After all operators of the model finished FWD, the state of all param fp16 tensors is reset to HOLD to ensure the correct execution of BWD. This is because the gradient checkpointing optimization [3, 4] will conduct FWD computation on the partial model during BWD.

For BWD, the inputs of an operator are activations and param fp16 tensors, and the outputs are the gradient of activations and grad fp16 tensors. Figure 6 shows how to reuse param fp16 chunk for grad fp16 tensors. The operator accesses the param fp16 tensors before computation, and their states become COMPUTE again. During the operator computing, generated grad fp16 tensors are allocated on temporary memory space. After the computing is completed, since param fp16 is no longer needed, we copy the grad fp16 data from the temporary memory space to the memory space of the corresponding param fp16 tensors and change the tensor state to HOLD\_AFTER\_BWD.



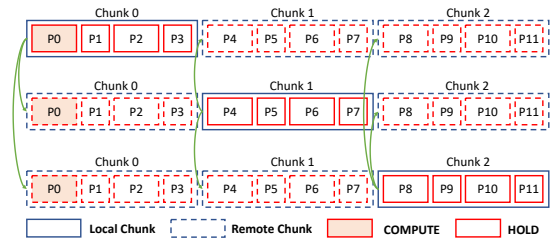
**Figure 6.** Reusing param fp16 chunk with grad fp16. Operator computes on param 5 and 6. P is param and G is grad.

Before ADAM computing, OS tensors (param fp32, momentum, and variance) are set to COMPUTE, and grad fp16 chunks are converted to fp32 on the fly. After computing, param fp32 chunks are copied into param fp16 chunk, and OS tensors are set to HOLD.

The implementation of PatrickStar is agnostic to PyTorch users. PatrickStar uses the hook mechanism to hijack the access of PyTorch tensors and does not require users to modify their model.

## 7 Scaling to Multiple GPUs

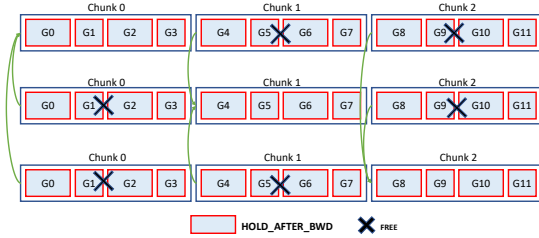
PatrickStar uses multi-process to perform data parallel among multiple GPUs [13]. We assume the number of processes is nproc. The heterogeneous memory space of a process consists of the entire memory of the GPU and 1/nproc of CPU memory space. The process manages the 1/nproc of the total chunks located in its local heterogeneous memory space in a fashion the same as the Zero Redundancy Optimizer [16]. The chunk in the local space is named **local chunk**, and the chunk not in local space is **remote chunk**. A **communication group** is composed of nproc continuous chunks of a chunk list, where each chunk belongs to a different process. Owing to the chunk tensor mapping schema in Sec. 6.1, we can design a communication scheme for data parallelism with the minimal inter-process communication volume. The process only needs to communicate the param fp16 and grad fp16 during the FWD and BWD processes. The ADAM process that requires the largest amount of data, momentum, variance, param fp32, and grad fp16, is executed locally.



**Figure 7.** Comm. pattern for fetching remote chunks in FWD.

During FWD, a process needs to fetch the required tensors belonging to remote chunks from the other processes via GPU-GPU communication and releases them as soon as possible after the computation is finished. When access of a param fp16 tensor is the first visit to the chunk group where

the tensor is located, (the necessary and sufficient condition is that there is a state FREE tensor in the communication group where the tensor is accessed), The communication group triggers Allgather operations to collect remote chunks of the group to local GPU memory. As shown in the figure 7, the dashed box is the remote chunk, and the green arrow indicates the direction of data transfer. After collecting remote chunks, all tensor states in the remote chunk are set to HOLD. Going through the operator computing, the state of tensors is converted through HOLD->COMPUTE->HOLD\_AFTER\_FWD. When the state of all tensors in a communication group is HOLD\_AFTER\_FWD, the state of all tensors in the remote chunk is set to FREE, and the remote chunk memory can be released.



**Figure 8.** Comm. pattern for gradient averaging in BWD.

During BWD, besides fetching param fp16 tensors of remote chunks, a process has to average the grad fp16 tensors among processes. The same as FWD, when the first tensor in a chunk group is accessed, now in reverse order, all-gather is triggered to fetch the remote chunks of the communication group. Same as the single GPU case, the grad fp16 tensors are generated and reuse the memory space of param fp16. After waiting for all the tensor states of the communication group to be HOLD\_AFTER\_BWD, a reduce-Scatter operation is triggered to get the averaged gradients of each local chunk. The reduce-scatter operation needs to ensure that all chunks are on the GPU memory. It may trigger the data movement to the GPU memory of the chunks previously evicted to the CPU. Finally, we set all the tensor states in the remote chunks to FREE and release their payloads. The communication pattern of gradient averaging is illustrated in Figure 8.

PatrickStar obtains lower intra-GPU bandwidth requirements and higher bandwidth utilization compared to related work. According to the cost model [21], the bandwidth requirement of PatrickStar is  $2(p-1)/p \times 2M$  (all-gathers) +  $(p-1)/p \times 2M$  (reduce-scatter) =  $6(p-1)/p \times M$ , where  $p$  is parallel degree and  $M$  is number of parameters. In Zero-Offload [18] and ZeroDP [16], parameters of each layer are owned by a single process and are broadcast to the rest. Compared with all-gather, the broadcast concentrates data transmission on a single GPU and under-utilizes the aggregated bandwidth. The bandwidth requirement of broadcast-based approaches is  $4(p-1)/p \times 2M$  (broadcast) +  $(p-1)/p \times 2M$  =  $10(p-1)/p \times M$ , which is increased by 2/3 compared with

PatrickStar. Although, Zero-Infinity [17] also adopt the all-gather-based approach, PatrickStar still has a higher bandwidth utilization. Data transmission of Zero-Infinity is in the unit of tensor, which is less efficient than chunk transmission. It has been proven that transmitting larger data results in higher bandwidth utilization. It can be improved with the bucketization strategy [13], which arranges sequence tensor as a large block (bucket) to transfer. The chunks are naturally bucketized and avoid the data copy overhead.

## 8 Optimization

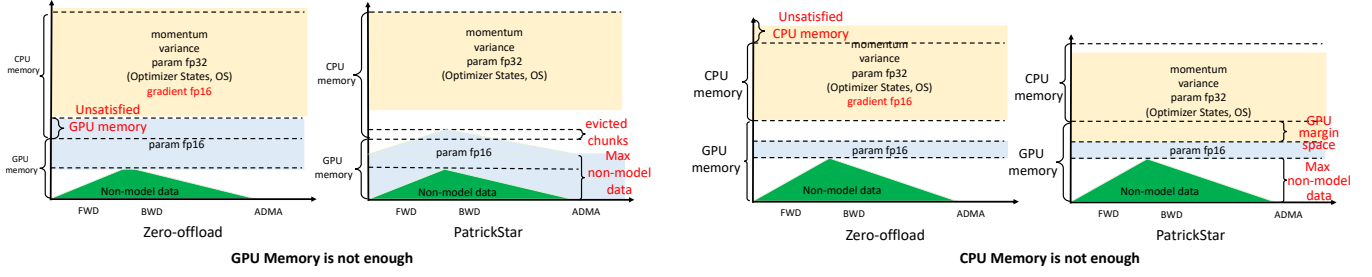
Compared with hosting the model data in GPU memory, heterogeneous training approaches introduce extra CPU-GPU data movement overhead. Zero-Offload [18] proposed that both FWD and BWD, mainly consisting of computing-intensive operators, have to be done on GPU, and ADAM consisting of memory-intensive operators has to be done on CPU. The communication volume between CPU and GPU is the total size of param fp16 and grad fp16 tensors. PatrickStar also regards GPU as the first choice for FWD and BWD execution and GPU as the first choice for ADAM. Optimizations to chunk-based memory management make it more efficient and powerful. First, It can layout operators in a fine-grained manner so that memory-intensive operators are not on their first choice devices, but it can reduce the amount of data movement and improve the system’s overall efficiency. A device-aware operator placement optimization (Sec. 8.2) is proposed for this purpose. Second, when data cannot permanently reside on their operator’s computing device, chunks are evicted if not in use. In addition to improving on the larger model scale, PatrickStar also minimize chunk eviction volume with a chunk eviction strategy (Sec. 8.3).

In order to achieve the above optimizations, we must have a good knowledge of during training how much GPU memory space on each device can be allocated to chunks, which is named as **chunkable memory** in this section. For this reason, PatrickStar provides method to collect chunkable memory statistics at runtime (Sec. 8.1).

### 8.1 Collecting Chunkable Memory Statistics

PatrickStar obtains the runtime statistics of chunkable GPU memory by measuring the amount of GPU non-model data during training. As mentioned in Sec. 2, the data generated in PTM training can be divided into model data and non-model data. Both of them share the GPU memory space. Therefore, chunkable memory can be figured out by subtracting the amount of non-model data from the overall GPU memory at a particular moment.

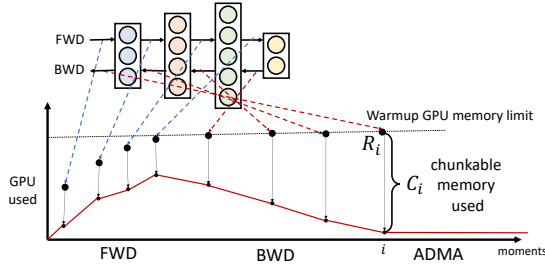
It is not feasible to get the footprint of non-model data via theoretical estimations. Even if the shape of each activation tensor is preciously available, Accumulation of all activations tensor sizes is not equal to realistic memory consumption because it does not measure GPU memory fragmentation and



**Figure 9.** PatrickStar can handle situations where Zero-offload is incompetent.

the CUDA context memory. In addition, gradient checkpointing optimization, which is used to eliminate some activations, complexes the estimations.

We use a warm-up training iteration to depict the footprint of non-model data at runtime. Since the computing pattern is the same for different iterations, the non-model data GPU memory footprint statistics collected in a warm-up iteration also remain on other iterations. Figure 10 illustrates how we measure non-data memory footprint in the warm-up iteration. At the time an operator starts and finishes, which is called as **moment** by us, PatrickStar obtains the real-time GPU memory consumption  $R$ . PatrickStar can accurately know the consumption of chunkable memory  $C$  since they are allocated by itself. The non-model data memory consumption is obtained by  $R - C$ . In the warm-up iteration, we also record a list of moments related to each chunk.



**Figure 10.** Measuring non-data memory footprint at runtime.

To avoid out of GPU memory during the warm-up iteration, we use GPU memory cautiously. During the FWD and BWD, when we detect that the GPU memory consumption exceeds a specific limit, for example, 80%, at the moment, chunks are evicted from the GPU to meet the limit. Note that, at this time, the eviction strategy is not derived. It simply evicts chunks in the order of the chunk list. After BWD finishing, because the non-model has been deleted, optimizations in Sec. 8.3 are executed to derive a smart chunk eviction strategy.

## 8.2 Device-aware Operator Placement

Operators of PTM training exhibit different computing and memory access characteristics. For example, the computing-intensive operator like the `Linear` has to be executed on

GPU. Memory-intensive operators like embedding and the element-wise ones in ADAM can be executed on both CPU and GPU. The memory-intensive operators take up a small amount of overall training time. The intelligent layout of memory-intensive operators can improve end-to-end performance by reducing the volume of CPU-GPU memory movement, even if it slightly slows memory-intensive operator’s computing.

Using the runtime chunkable memory statistics, PatrickStar designs a device-aware placement for optimizer states (OS). **GPU margin space** is the remaining space after removing peak non-model data from the overall GPU memory. We place as many OS chunks in the margin space as possible. This way, CPU-GPU communication volume during ADAM is reduced without introducing extra chunk eviction in FWD and BWD.

The embedding operators in FWD and BWD can be placed on the CPU to reduce communication volume. The parameter number of the embedding is  $O(VH)$ ,  $V$  is vocabulary size, and  $H$  is hidden size. Since  $V$  is often very large, moves parameters between CPU and GPU is time-consuming. Executing embedding on the CPU, only the activations, whose parameter number is  $O(BH)$ , where  $B$  is batch size, are transferred between the CPU and GPU. Specially, embedding parameters are not managed by chunk.

## 8.3 Chunk Eviction Strategy

When a chunk is moved to a target device where free chunkable memory is not enough, a chunk in the HOLD-like state should be evicted from the target device. Designing an efficient eviction strategy and minimizing chunk movement is the key to improving the system’s overall performance. With the runtime chunkable memory statistics mentioned in Sec. 8.1, theoretically, the optimal chunk eviction strategy can be derived. Unfortunately, the time-complexity of it is  $O(C^T)$ , where  $C$  is the chunk number and  $T$  is the moment number. A greedy algorithm is adopted here, which evicts the chunk that is the latest to be needed next time on this computing device. It is implemented in  $O(\log^C T)$  by traversing the moment list of all chunks.



## 8.4 Comparison with Zero-Offload

As shown in Figure 9, PatrickStar is competent in two situations where Zero-Offload fails. In case of GPU is not enough (left figure), for Zero-Offload, when the overall size of param fp16 tensors and peak size of non-model data exceeds GPU memory, unsatisfied GPU memory crashes the system. With the help of the chunk eviction strategy, PatrickStar makes it work by evicting unsatisfied GPU to CPU efficiently. If CPU memory is not enough (right figure), unsatisfied CPU memory is generated in Zero-offload. Then, with the help of the device-aware operator placement, the margin space on GPU can accommodate unsatisfied OS chunks to make the system work smoothly and efficiently.

## 9 Evaluation

### 9.1 Evaluation Methodology

**Testbed.** We conduct our experiments on a homegrown cloud computing system used in one of the top internet companies in the world. We apply for a node configured with a 12-core CPU 240,000 MB memory and 8x V100 GPU.

**Workloads.** The same as related work, the PTM tasks used for evaluation are GPT-2 like transformer-based models. The number of parameters is varied by adjusting the hidden dimension and layer number as shown in Table 1. The head number is 16, and the sequence length is 1024 For all cases.

**Table 1.** Model Configuration

#params	#layer	hidden dim	#params	#layer	hidden dim
1,2 B	20,40	2048	6,8B	53, 72	3072
4B	64	2304	10B	50	4096
12B	60, 65	4096			

**Baselines.** We compare the effectiveness of PatrickStar with the state-of-the-art heterogeneous training solution Zero-Offload using DeepSpeed<sup>2</sup>, it has integrated the latest optimization of the work [17, 18], and PyTorch DistributedData-Parallel (DDP). We update the parameters for each iteration of training, which is more practical in real scenarios, although the accumulated gradients updating strategy is adopted in some related work.

### 9.2 Experimental Results

**9.2.1 Model Scale.** Table 3 reported the model scale of three systems. Each model is tested with various batch sizes, including 4, 8, 16, 32, 64. On a 8-GPU node, PatrickStar increases model scale of Zero-Offload from 6B to 12B, **2x** improvement, and increases PyTorch DPP from 1B to 12B, **12x** improvement. PatrickStar can train a 12B model on a single GPU and keeps this record when scaling to multiple GPUs. When scaling to 8 GPUs, Zero-Offload can improve

model size to 6B on 2 and 4 GPUs. However, it decreases the size back to 4B on 8 GPUs.

**Table 2.** The maximum model scale and the maximum batch size possible at that scale of three systems.

# GPU	PyTorch DPP	Zero-Offload	PatrickStar
1	1B, 32	4B, 32	12B, 16
2	1B, 32	6B, 32	12B, 16
4	1B, 32	6B, 32	12B, 16
8	1B, 4	4B, 32	12B, 16

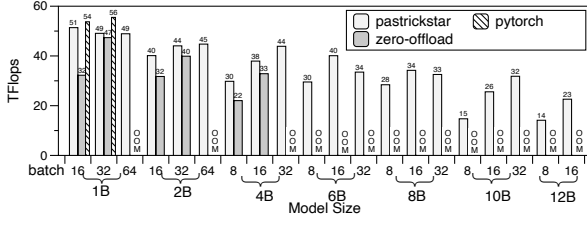
We analyze the impacts of system design on model scale. PyTorch can only train the model of which model data and non-model data must be in the GPU. When the model size is 2B, the data must in GPU reaches  $2 \times 18 = 36$  GB and exceeds the 32 GB V100 GPU memory size. Zero-Offload can train the model for which overall param fp16 and peak non-model data must be in GPU. When the model size exceeds 4B on a single GPU, the unsatisfied GPU overflows. By partitioning the param fp16 among multiple GPUs, Zero-Offload increases the model scale to 6B on 2 and 4 GPUs.

As analyzed in Sec. 8.4, even if the overall size of parameters fp16 and peak non-model data exceed the GPU memory size, PatrickStar still trains the model smoothly since it can smartly evict current not in use chunks to CPU memory. If the model data size and the maximum chunk size in COMPUTE state exceed the GPU memory limit, PatrickStar will not work. The peak memory consumption of PatrickStar is related to the chunk size, which does not change with the increase of GPU number. For this reason, the model scale remains the same on multiple GPUs.

**9.2.2 Computing Efficiency On One GPU.** Figure 11 shows the performance of three systems on one GPU. Zero-offload and PyTorch fail in some cases, which are marked as OOM (Out of Memory). The efficiency of PatrickStar and Zero-Offload is lower than PyTorch on the 1B model. In cases of 1B model with batch sizes as 16 and 32, PatrickStar knows that both model data and non-model can be hosted in the GPU with the help of the memory profiling (Sec. 8.1) and the device-aware operator (Sec. 8.2) optimizations. PatrickStar achieves higher efficiency on these cases by avoiding CPU-GPU data transmission. Compared with Zero-Offload, PatrickStar is generally more efficient and even shows apparent advantages in some cases. PatrickStar puts OS data in the GPU as much as possible and leads to less CPU-GPU data transmission than Zero-Offload. For example, for 4B model training with a batch size of 16, 12 chunks out of 96 chunks are placed in GPU. As the batch size decreases, the efficiency of Zero-Offload decreases since the proportion of data transmission overhead becomes larger. This phenomenon also exists on a training model larger than 1B with PatrickStar.

When the model size is 6B, 8B, and 10B, PatrickStar achieves efficiency as 40, 34, and 32 Tflops, which are 78%, 66%, and 62% of the best efficiency (51 Tflops) achieved at

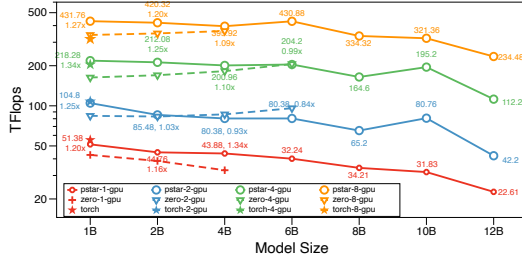
<sup>2</sup><https://github.com/microsoft/DeepSpeed> v0.4.3



**Figure 11.** Training throughput of PyTorch, Zero-offload and PatrickStar on one GPU.

1B model. For the 12B model, PatrickStar still achieves 23 Tflops. The decrease in performance comes from overhead of CPU-GPU data transmission because, at this time, param fp16 data cannot always be in the GPU and needs to be swapped in and out from GPU during FWD and BWD. Thanks to the chunk eviction strategy (Sec. 8.3), PatrickStar does not lead to severe performance degradation. The transmission overhead comes from the limited transmission bandwidth of PCI-E, which can be alleviated when scaling to multiple GPUs.

**9.2.3 Computing Efficiency On Multiple GPUs.** Figure 12 presents the performance of 3 systems on 1, 2, 4, 8 GPUs. The y-axis is re-scaled by logarithmic. The points represent the best results tested with batch sizes 4, 8, 16, 32, 48, and 64. The value around the circle point indicates PatrickStar’s throughput in Tflops and its speedup to Zero-Offload.



**Figure 12.** Training throughput of PyTorch, Zero-offload and PatrickStar on multiple GPUs.

PyTorch DPP only works in the cases of the 1B model. PatrickStar is 1.36x faster than PyTorch on 8 GPUs and is similar to PyTorch in the other cases. In 8 GPU cases, the maximum batch size of PyTorch is 4 while PatrickStar is 48, and small-batch size decreases the efficiency of hardware utilization. This shows that heterogeneous training is very efficient and does not slow down the system due to data transmission.

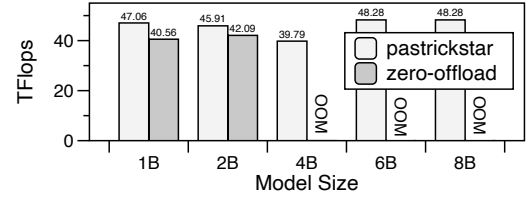
PatrickStar is superior to Zero-offload in most cases (11 out of 14) and is the only solution to train model size between 8B and 12B. The improvement is pronounced on the 4-8 GPU when the model is small (1-2B). The reason is also that PatrickStar shrinks CPU-GPU data transmission volume.

**Table 3.** Scalability of PatrickStar and Zero-offload. Each entry contains a tuple indicate speedup of (PatrickStar left, Zero-offload right) to their performance of 1 GPU.

#gpu	1B	2B	4B	6B	8B	10B	12B
2	<b>2.04</b> , 1.96	1.91, <b>2.16</b>	1.83, <b>2.63</b>	2.49	1.91	2.54	1.87
4	<b>4.25</b> , 3.81	<b>4.74</b> , 4.40	4.58, <b>5.54</b>	6.33	4.81	6.13	4.96
8	<b>8.40</b> , 7.95	<b>9.39</b> , 9.06	9.02, <b>11.08</b>	13.36	9.77	10.10	10.37

PatrickStar shows superlinear scalability when scaling to 8 GPUs. As shown in Table 3, each entry contains a tuple that indicates the speedup to 1 GPU of PatrickStar and Zero-offload, if it exists. Both two heterogeneous training methods achieve superlinear scalability. It is because the communication bandwidth of intra-GPU is higher than that of PCI-E. When the parallelism increases, CPU-GPU data movement is transferred to inter-GPU data movement. It has proven that the chunk-based collective communication pattern proposed in Sec. 7 is very efficient.

**9.2.4 Lower quality hardware Evaluation.** To test PatrickStar’s ability to reduce hardware requirements, we extend experiments by lower the CPU memory of the testbed from 240 GB to 120 GB. On 4 GPUs, as shown in Figure 13, PatrickStar succeeds in training the 8B model in 48.28 Tflops while Zero-Offload is only able to the 2B model in 42.09 Tflops.



**Figure 13.** Training throughput of Zero-offload and PatrickStar on 120 GB memory CPU using 4 V100 GPUs.

PatrickStar is deployed on a self-purchased personal computer worth 700\$ equipped with an AMD Ryzen 7 3700X (16GB CPU DRAM) and a GeForce RTX 2060 (8GB GPU memory). It successfully trains a 0.7B GPT-like model and achieves 18.46 Tflops. Both PyTorch and Zero-offload scale maximal model size to 0.11B base Bert and achieves 21.02 Tflops and 18.92 Tflops performance, respectively.

The above two evaluations show that PatrickStar can significantly reduce the hardware requirements and make PTM accessible to more people in the AI community.

## 10 Conclusion and Future Work

In this paper, we proposed an innovative heterogeneous training system called PatrickStar. It organizes model data into chunks, therefore orchestrates them more flexibly in heterogeneous memory space. The system is symbiotic with the

Zero Redundancy Optimizer data parallel. PatrickStar successfully lowers the hardware requirements for PTM training and scales to multiple GPUs more efficiently. On an 8-GPU node of industrial cloud platform, it improves at least 2x on the maximal model scale to STOA and is faster than STOA in most of cases.

Our primary motivation is to democratize PTM training to everyone accessible platform and data parallelism is the most efficient parallelism for this purpose. PatrickStar is compatible with other forms of parallelism such as model and pipeline parallelism and can be integrated with them in a plug-and-play fashion.

## References

- [1] Zhengda Bian, Qifan Xu, Boxiang Wang, and Yang You. 2021. Maximizing Parallelism in Distributed Training for Huge Neural Networks. *arXiv:2105.14450* [cs.DC]
- [2] Tom B Brown, Benjamin Mann, Nick Ryder, Melanie Subbiah, Jared Kaplan, Prafulla Dhariwal, Arvind Neelakantan, Pranav Shyam, Girish Sastry, Amanda Askell, et al. 2020. Language models are few-shot learners. *arXiv preprint arXiv:2005.14165* (2020).
- [3] Y Bulatov. 2018. Fitting larger networks into memory.
- [4] Tianqi Chen, Bing Xu, Chiyuan Zhang, and Carlos Guestrin. 2016. Training deep nets with sublinear memory cost. *arXiv preprint arXiv:1604.06174* (2016).
- [5] Jeffrey Dean, Greg S Corrado, Rajat Monga, Kai Chen, Matthieu Devin, Quoc V Le, Mark Z Mao, Marc’ Aurelio Ranzato, Andrew Senior, Paul Tucker, et al. 2012. Large scale distributed deep networks. (2012).
- [6] Jacob Devlin, Ming-Wei Chang, Kenton Lee, and Kristina Toutanova. 2018. Bert: Pre-training of deep bidirectional transformers for language understanding. *arXiv preprint arXiv:1810.04805* (2018).
- [7] Yanping Huang, Youlong Cheng, Ankur Bapna, Orhan Firat, Dehao Chen, Mia Chen, HyounJoong Lee, Jiquan Ngiam, Quoc V Le, Yonghui Wu, et al. 2019. Gpipe: Efficient training of giant neural networks using pipeline parallelism. *Advances in neural information processing systems* 32 (2019), 103–112.
- [8] Diederik P Kingma and Jimmy Ba. 2014. Adam: A method for stochastic optimization. *arXiv preprint arXiv:1412.6980* (2014).
- [9] Shenggui Li, Fuzhao Xue, Yongbin Li, and Yang You. 2021. Sequence Parallelism: Making 4D Parallelism Possible. *arXiv:2105.13120* [cs.LG]
- [10] Zhuohan Li, Siyuan Zhuang, Shiyuan Guo, Danyang Zhuo, Hao Zhang, Dawn Song, and Ion Stoica. 2021. TeraPipe: Token-Level Pipeline Parallelism for Training Large-Scale Language Models. *arXiv:2102.07988* [cs.LG]
- [11] Microsoft. 2020. DeepSpeed: Extreme-scale model training for everyone. <https://www.microsoft.com/en-us/research/blog/deepspeed-extreme-scale-model-training-for-everyone/>. [Online; accessed July-2021].
- [12] Deepak Narayanan, Aaron Harlap, Amar Phanishayee, Vivek Seshadri, Nikhil R Devanur, Gregory R Ganger, Phillip B Gibbons, and Matei Zaharia. 2019. PipeDream: generalized pipeline parallelism for DNN training. In *Proceedings of the 27th ACM Symposium on Operating Systems Principles*. 1–15.
- [13] Adam Paszke, Sam Gross, Francisco Massa, Adam Lerer, James Bradbury, Gregory Chanan, Trevor Killeen, Zeming Lin, Natalia Gimelshein, Luca Antiga, et al. 2019. Pytorch: An imperative style, high-performance deep learning library. In *Advances in neural information processing systems*. 8026–8037.
- [14] Bharadwaj Pudipeddi, Maral Mesmahosroshahi, Jinwen Xi, and Sujeeth Bharadwaj. 2020. Training large neural networks with constant memory using a new execution algorithm. *arXiv preprint arXiv:2002.05645* (2020).
- [15] Alec Radford, Jeffrey Wu, Rewon Child, David Luan, Dario Amodei, and Ilya Sutskever. 2019. Language models are unsupervised multitask learners. *OpenAI Blog* 1, 8 (2019), 9.
- [16] Samyam Rajbhandari, Jeff Rasley, Olatunji Ruwase, and Yuxiong He. 2020. Zero: Memory optimizations toward training trillion parameter models. In *SC20: International Conference for High Performance Computing, Networking, Storage and Analysis*. IEEE, 1–16.
- [17] Samyam Rajbhandari, Olatunji Ruwase, Jeff Rasley, Shaden Smith, and Yuxiong He. 2021. ZeRO-Infinity: Breaking the GPU Memory Wall for Extreme Scale Deep Learning. *arXiv preprint arXiv:2104.07857* (2021).
- [18] Jie Ren, Samyam Rajbhandari, Reza Yazdani Aminabadi, Olatunji Ruwase, Shuangyan Yang, Minjia Zhang, Dong Li, and Yuxiong He. 2021. ZeRO-Offload: Democratizing Billion-Scale Model Training. In *2021 USENIX Annual Technical Conference (USENIX ATC 21)*. USENIX Association, 551–564. <https://www.usenix.org/conference/atc21/presentation/ren-jie>
- [19] Noam Shazeer, Youlong Cheng, Niki Parmar, Dustin Tran, Ashish Vaswani, Penporn Koanantakool, Peter Hawkins, HyounJoong Lee, Mingsheng Hong, Cliff Young, et al. 2018. Mesh-tensorflow: Deep learning for supercomputers. *arXiv preprint arXiv:1811.02084* (2018).
- [20] Mohammad Shoeybi, Mostofa Patwary, Raul Puri, Patrick LeGresley, Jared Casper, and Bryan Catanzaro. 2019. Megatron-lm: Training multi-billion parameter language models using model parallelism. *arXiv preprint arXiv:1909.08053* (2019).
- [21] Rajeev Thakur, Rolf Rabenseifner, and William Gropp. 2005. Optimization of collective communication operations in MPICH. *The International Journal of High Performance Computing Applications* 19, 1 (2005), 49–66.
- [22] Ashish Vaswani, Noam Shazeer, Niki Parmar, Jakob Uszkoreit, Llion Jones, Aidan N Gomez, Łukasz Kaiser, and Illia Polosukhin. 2017. Attention is all you need. In *Advances in neural information processing systems*. 5998–6008.
- [23] Boxiang Wang, Qifan Xu, Zhengda Bian, and Yang You. 2021. 2.5-dimensional distributed model training. *arXiv:2105.14500* [cs.DC]
- [24] Qifan Xu, Shenggui Li, Chaoyu Gong, and Yang You. 2021. An Efficient 2D Method for Training Super-Large Deep Learning Models. *arXiv:2104.05343* [cs.LG]