

DARTS for Inverse Problems: a Study on Hyperparameter Sensitivity

Jonas Geiping*

jonas.geiping@uni-siegen.de

Margret Keuper†

keuper@uni-mannheim.de

Jovita Lukasik*

jovita@informatik.uni-mannheim.de

Michael Moeller†

michael.moeller@uni-siegen.de

August 13, 2021

Abstract

Differentiable architecture search (DARTS) is a widely researched tool for neural architecture search, due to its promising results for image classification. The main benefit of DARTS is the effectiveness achieved through the weight-sharing one-shot paradigm, which allows efficient architecture search. In this work, we investigate DARTS in a systematic case study of inverse problems, which allows us to analyze these potential benefits in a controlled manner. Although we demonstrate that the success of DARTS can be extended from image classification to reconstruction, our experiments yield three fundamental difficulties in the evaluation of DARTS-based methods: First, the results show a large variance in all test cases. Second, the final performance is highly dependent on the hyperparameters of the optimizer. And third, the performance of the weight-sharing architecture used during training does not reflect the final performance of the found architecture well. Thus, we conclude the necessity to 1) report the results of any DARTS-based methods from several runs along with its underlying performance statistics, 2) show the correlation of the training and final architecture performance, and 3) carefully consider if the computational efficiency of DARTS outweighs the costs of hyperparameter optimization and multiple runs.

1 Introduction

Recent progress in computer vision and related fields has illustrated the importance of suitable neural architecture designs and training schemes [11, 12, 2]. Ever deeper and more complex networks show promise, and manual network design is less and less able to explore the desired search spaces. Neural architecture search (NAS) is the task of optimizing the architecture of a neural network automatically without resorting to human selection, scaling to larger search spaces and proposing novel well-performing architectures. NAS is an intrinsically discrete problem. It has been successfully addressed using black-box optimization approaches such as reinforcement learning [33, 34] or Bayesian optimization [13, 24, 22, 19]. However, these approaches are computationally expensive as they require the training of many candidate networks to cover the search space. In contrast, differentiable architecture search (DARTS) [18] proposes a continuous relaxation of the search problem, i.e. all candidate architectures within a given search space of operations and their connectivity are jointly optimized using shared network parameters while the network also learns to weigh these operations. The final architecture can then simply be deduced by selecting the highest weighted operations. This is appealing as practically good architectures are proposed within a single optimization run. However, previous works such as [30] also indicate that the proposed results are often sub-optimal, especially when the search space is not well chosen (e.g. contains sub-optimal operations). Specifically, since network weights are randomly initialized, promising operations can have poor initial weights such that the architecture optimization tends to entirely discard them. As a result, the practical relevance of DARTS-proposed architectures depends heavily on network initialization as well as on training hyperparameters. Yet, especially in the context of large-scale computer vision problems such as image classification, a systematic DARTS hyperparameter optimization is hardly affordable.

In this paper, we apply DARTS to inverse problems and show that it can be a highly efficient approach for the construction of well performing architectures. However, the main focus of our work is the analysis of DARTS with

*Authors contributed equally.

†Authors contributed equally.

respect to the impact of network initialization, training hyperparameter choice and domain shifts. Signal recovery has not received nearly as much attention in the architecture search literature as image classification, allowing us the choice of parameters and settings like a practitioner would have for new tasks without bias to known results and best practices. We investigate several types of one-dimensional inverse problems which allow extensive hyperparameter optimization and to conduct several evaluation runs of each setting in order to analyze the robustness of DARTS.

We show that DARTS can automatically find well performing architectures in our setup. Yet, our investigation also shows that these results heavily depend on hyperparameter choices. Moreover, DARTS shows a large variance for any set of hyperparameters, such that the suitability of parameters as well as the overall performance can only be judged when considering a large number of runs. Most importantly, we find that the estimated network performance using jointly optimized, shared weights is often not well correlated with the reconstruction ability of the final model after operation selection and re-training, i.e. the continuous relaxation in DARTS seems to be quite loose. In particular, this makes the search for good hyperparameters by optimizing for the DARTS training objective near-impossible. Hyperparameter optimization with respect to the final architecture performance on the other hand is even more expensive and seems to increase the variance in the results even further.

2 DARTS

We introduce DARTS in a more detailed way in the following, as we build our analysis on technical parts of the differentiable search in DARTS [18]. While the originally proposed method optimizes so-called *cells*, which are stacked in order to define the overall neural network architecture, and defines each cell in the form of a directed acyclic graph (DAG), we conduct our systematic study of the behavior of DARTS in a special case: Our architecture merely consists of N nodes $x^{(i)}$, where $x^{(0)}$ represents the input data and the result $x^{(j+1)}$ of any layer is computed by applying some operation $o^{(j)}$ to the predecessor node $x^{(j)}$, i.e.,

$$x^{(j+1)} = o^{(j)}(x^{(j)}, \theta^{(j)}), \quad (1)$$

where $\theta^{(j)}$ are the (learnable) parameters of operation $o^{(j)}$. To determine which operation $o^{(j)}$ is most suitable to be applied to the feature $x^{(j)}$, one defines a set of candidate operations $o_t \in \mathcal{O}, t \in \{1, \dots, |\mathcal{O}| =: T\}$ and searches over the continuous relaxation of Eq. (1) for

$$o^{(j)} = \sum_{t=1}^T \beta_{o_t}^{(j)} o_t, \quad \beta_{o_t}^{(j)} = \frac{\exp(\alpha_{o_t}^{(j)})}{\sum_{t'=1}^T \exp(\alpha_{o_{t'}}^{(j)})} \quad (2)$$

where $\alpha = (\alpha_{o_t}^{(j)})$ are *architecture parameters* that determine the selection of exactly one candidate operation in the limit of β becoming binary. Instead of looking for binary parameters directly, the optimization is relaxed to the soft-max of continuous parameters α .

DARTS formulates this search as a bi-level optimization problem in which both, the network parameters $\theta = \{\theta^{(j)}\}_{j=1}^T$ and the architecture parameters α , are jointly optimized on the training and validation set, respectively, via

$$\min_{\alpha} \mathcal{L}_{val}(\theta(\alpha), \alpha) \quad (3)$$

$$\text{s.t. } \theta(\alpha) \in \arg \min_{\theta} \mathcal{L}_{train}(\theta, \alpha), \quad (4)$$

where \mathcal{L}_{val} and \mathcal{L}_{train} denote suitable loss functions for the validation and training data. The optimization is done by approximating (4) by one (or zero) iterations of gradient descent, and depends on several hyperparameters such as initial learning rates, learning rate schedules and weight decays for both architecture and model parameters.

At the end of the search, the discrete architecture is obtained by choosing the most likely operation $\hat{o}^{(j)} = \arg \max_{o_t} \alpha_{o_t}^{(j)}$ for each node. Subsequently, the final network given by the architecture eq. (1), but using $\hat{o}^{(j)}$ instead of $o^{(j)}$, is retrained from scratch. Thus, the fundamental assumption that justifies the idea of DARTS is that the performance reached by the final network architecture on the validation set (the *architecture validation*) is highly correlated with the performance of the relaxed DARTS approach obtained in (3) (the *one-shot validation*). While previous works (to be summarized in the next section) have studied a search-to-evaluation gap, i.e., the effect that the final network architecture's performance improves significantly by retraining from scratch, our numerical

experiments indicate a correlation problem: The assumption that a better *one-shot validation* implies a better *architecture validation* does not always seem to be true. This is experimentally shown over a wide variety of different network initialization and training hyperparameters in our test scenarios of inverse reconstruction problems.

3 Related Work

In the last years neural architecture search (NAS) gained ever more interest due to its advantage over time-consuming manual trial-and-error network design. Especially DARTS [18] took a new step in the NAS area, as it was the first method to introduce gradient-based neural architecture search. By relaxing the operation choices in the network and thus allowing for gradient-based optimization, it shows significant advantages in the search of good neural architectures within only a few GPU days, resulting in finding architectures with impressive performances. Building on this pioneering work NAS research has gained significant momentum for further improvements over the DARTS approach [21, 17, 7, 3, 26, 5, 1, 27, 10, 4, 25, 32]. For example [5] presents an algorithm to progressively increase the depth of the searched architecture during training bridging the gap between search and evaluation performances. To narrow down the vast amount of literature building on the DARTS approach, we focus here only on weight-sharing literature that is in line with our case study.

Stability of DARTS. There are only few works investigating the stability of DARTS [30, 27, 6, 4]. RobustDARTS [30] track the dominant eigenvalue λ_{\max}^{α} of the Hessian during the architecture search and implement a regularization and early stopping criterion based on this quantity for a more robust DARTS search. [4] picks up the relationship between the Hessian during the architecture search and the performance gap during search and evaluation time. They propose a perturbation-based regularization to smooth the validation loss landscape. [27] find that only connecting partial channels into the operation selection leads to a regularized search to improve the stability.

[6] use a sigmoid activation for the architecture weights instead of softmax to eliminate unfair optimization regarding the skip-connection operation. [28] analyzes the contribution of each component in a NAS approach within the DARTS search space. They highlight that a performance-boosting training pipeline, often a result of expert knowledge, is more important for the evaluation of architectures than the search itself. These findings motivate our analysis of the potential benefits of DARTS in a different setting than image classification.

Other Weight-Sharing NAS Approaches. Other optimization methods than the continuous relaxation as in DARTS, are stochastic relaxations as in [1], who propose a mechanism for stochastic natural gradient and show monotone improvement. In [29] a proximal iteration optimization algorithm is proposed, for their reformulation of the differentiable search method to one with a discrete constraint on architectures and convergence guarantees. [20] introduces an optimization method leveraging exponentiated gradient descent during the search process. Similarly, the recent work [15] also uses an exponentiated gradient descent for NAS in the context of a geometry-aware framework with fast convergence guarantees and improved performances on the image classification task.

4 Experimental Setup

The significant advantages in computational efficiency over discrete architecture optimization methods along with the impressive performances of the final architectures have made DARTS and its variants highly attractive for automating the search for well-working neural networks. This framework itself is generic and thus applicable to any field of application. For inverse problems, we propose the meta-architecture shown in fig. 1, which should be specifically well-suited for examples of signal recovery from known data formation processes such as blurring and subsampling with noise. We choose one operation out of several sequentially before adding the output to a residual branch. Common image recovery networks such as DnCNN [31] are contained in this meta-architecture.

Our analysis is deliberately not targeting settings that yield good results by design. In contrast, we are particularly interested in investigating the sensitivity of DARTS to training hyperparameters. As detailed above, the DARTS paradigm relies on the assumption that the one-shot validation resembles the behavior of the validation reached by the final architecture. Yet, our evaluation shows that this correlation is not always given.

We search for the optimal architecture that can be defined as a sequence of operations selected from the set \mathcal{O}_l which contains four operation types. Two of the four operation types in \mathcal{O}_l are by design potentially beneficial operations: The first is a plain 2-layer convolutional network. The second is motivated from rolled-out architectures (see e.g. [9, 23, 14]) and tries to embed model-based knowledge about the recovery problems into the networks

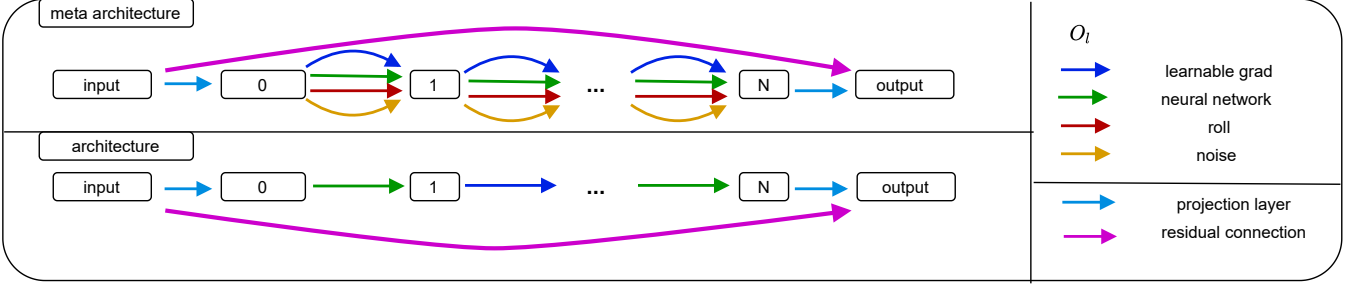


Figure 1: Investigated meta-architecture. Our setup is simple, yet it is able to represent DnCNN [31]-like architectures.

architecture. As all considered problems can be phrased as linear inverse problems in which a quantity x ought to be recovered from data $y = Ax + \text{noise}$ for a linear operator A , gradient descent on a quadratic data fidelity term yields an update of the form $x^{k+1} = x^k - \tau A^T(Ax^k - y)$, which we augment by an additive 2-layer convolutional network to obtain a *learnable gradient descent layer*. To complement these beneficial layers we also include two harmful operation types in O_l , a layer that merely adds white Gaussian noise and a roll layer, which rolls the inputs in all dimensions. We provide additional details for these operations in the supp. material. In total we set $O_l = \{\text{learnable gradient descent, 2-layer-CNN, roll, noise}\}$, and search for 10 successive layers. This allows the evaluation of the effectiveness of DARTS in any setting via the distinction of two cases: Training on all operations versus training only on beneficial operations. *A good differentiable architecture search algorithm should reliably find the optimal operations, even when presented with sub-optimal choices.*

For a fast synthetic test we generate one-dimensional data sampling cosine waves of varying magnitude, amplitude and offset, and search for models to recover these samples from distorted measurements. We consider two distortion processes with varying difficulty: First, Gaussian noise and blurring and second, in addition to these, a subsampling by a factor of 4. We evaluate the performance of these models on a validation set of previously unseen examples by computing their average peak signal-to-noise ratio (PSNR).

5 Evaluating DARTS

Plainly, DARTS *does* work for inverse problems as shown by results in table 1 in the *Max.* column, which shows the validation PSNR of the best architecture found over 100 trials: DARTS is able to propose successful architectures in two different applications with a noticeably higher PSNR than either a random selection of operations or the choice of just one of the good operations. When comparing DARTS with all operations versus DARTS with only beneficial operations, then the best architectures in both settings are close (with some natural advantages for the search in beneficial operations only). In particular, the best architecture DARTS found when searching over all operations did not contain *noise* or *roll*, which implies DARTS found one of the top 0.1% out of the 4^{10} many architectures in 10 trials.

5.1 Evaluating Robustness

While DARTS is able to propose good architectures according to table 1, the assertion that it works well in this case study is predicated on the evaluation criterion of maximal PSNR over all trials. If we turn towards the second column in table 1 and evaluate mean PSNR scores the picture changes considerably. While DARTS with only good operations is stable, we see that the default of DARTS with all operations suffers considerably, dropping 8 PSNR values for the blur example and 3 PSNR for downsampling. Especially of note here is that DARTS performs *on average* worse than the maximum over 10 random architectures.

This prompts a conundrum. On one hand, best benchmark results are achieved by running DARTS for as many trials as possible and returning the best found architecture, but on the other hand this setup treats the DARTS algorithm, originally a replacement of 0-th order NAS methods, itself as a component of an overarching NAS algorithm that sometimes proposes good architectures. While this strategy of repeatedly using DARTS to propose trials for NAS is clearly a feasible architecture search tactic, it does fall short of the original goal, which is to find a

| Method | Data Formation | Architecture Validation (PSNR) | | |
|----------------------|----------------|--------------------------------|-------|-------|
| | | Max. | Mean | Med. |
| DARTS (good ops.) | Blur | 23.46 | 21.56 | 21.60 |
| DARTS (all ops.) | Blur | 22.86 | 15.64 | 18.57 |
| Random (all ops.) | Blur | 20.86 | 9.45 | 8.10 |
| Learnable Grad. only | Blur | 17.45 | 16.36 | 16.49 |
| Nets only | Blur | 21.63 | 19.45 | 20.71 |
| DARTS (good ops.) | Downsampling | 18.03 | 16.36 | 16.66 |
| DARTS (all ops.) | Downsampling | 18.01 | 15.39 | 16.12 |
| Random (all ops.) | Downsampling | 13.78 | 5.08 | 4.31 |
| Learnable Grad. only | Downsampling | 14.35 | 13.24 | 13.55 |
| Nets only | Downsampling | 16.92 | 13.13 | 14.05 |

Table 1: Architecture validation PSNR values found for 1D inverse problems. Shown is the maximal, mean and median PSNR over 100 trials.

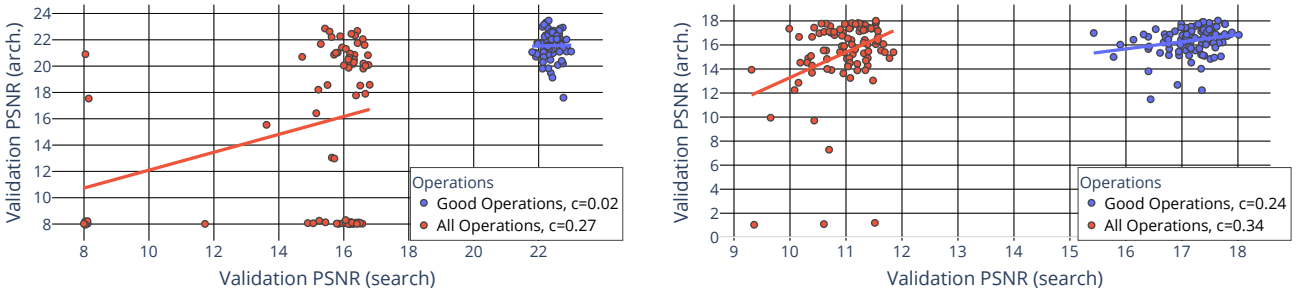


Figure 2: Scatter plot corresponding to table 2, with hyperparameters $H1$, showing architecture PSNR (y-axis) plotted against 1-shot validation PSNR (i.e. the validation performance on the DARTS objective). Left: Blur. Right: Downsampling.

good architecture within a single optimization of the weight-shared DARTS problem. This discrepancy prompts us to take a closer look at the underlying causes and attempt solutions via hyperparameter tuning.

5.2 Correlation of Architecture and DARTS Performance

Figure 2 takes a closer look at the trials considered in table 1, scattering the values of all trials separately with architecture performance (y-axis), which is computed after retraining the final architecture versus the direct validation performance of the one-shot architecture (x-axis). We also plot a regression line over all trials and report the correlation of all trials in the legend, showing the linear fit has limited expressiveness. As discussed above, the correlation of these quantities is a fundamental assumption of DARTS. Yet these plots show that DARTS' behavior is highly problem-dependent: The downsampling dataset (right), shows that, although the mean value of DARTS can be non-optimal, search performance and architecture performance are weakly correlated, even if the best architecture only has average search performance. The closely related blur dataset shows an entirely different behavior with 3 different "failure" cases: Although the trials are nominally well correlated, we find a cluster of trials for which both search and architecture validation PSNR are low, a cluster where search performance is good, but architecture performance crashes, and a cluster where architecture performance is good (and close to DARTS with only good operations) but seemingly uncorrelated to search performance. In summary, the three problems we observe with the given hyperparameters are that either DARTS fails directly, or that DARTS works but does not predict a useful architecture, or that DARTS does predict a useful architecture, but is unrelated to its search performance. This suggests tuning the hyperparameters of DARTS.

Hyperparameter optimization. Our one-dimensional case study allows us to optimize DARTS training hyperparameters with more granularity than it would be possible for image classification tasks, and we stress that we consider this mainly as an analysis tool - given that the neural architecture search itself is a hyperparameter optimization on

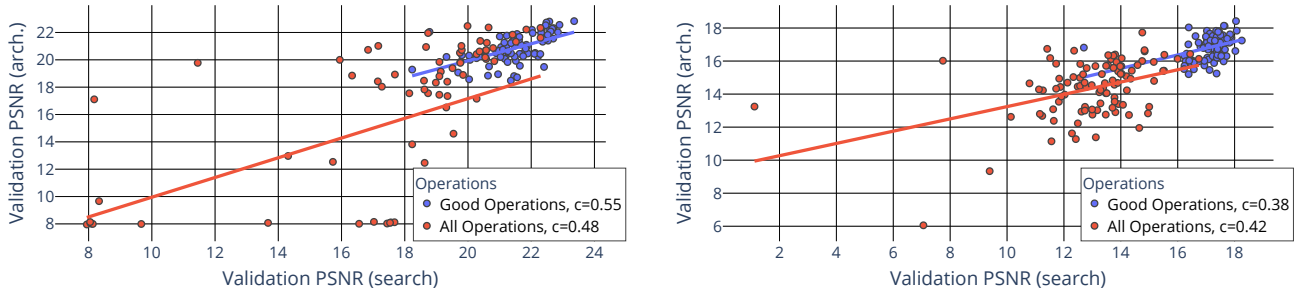


Figure 3: Scatter plot with hyperparameters searched for one-shot validation, showing architecture PSNR (y-axis) plotted against one-shot validation PSNR (x-axis). Left: Blur with hyperparameters *BOHB-Blur*. Right: Downsampling with hyperparameters *BOHB-DS*.

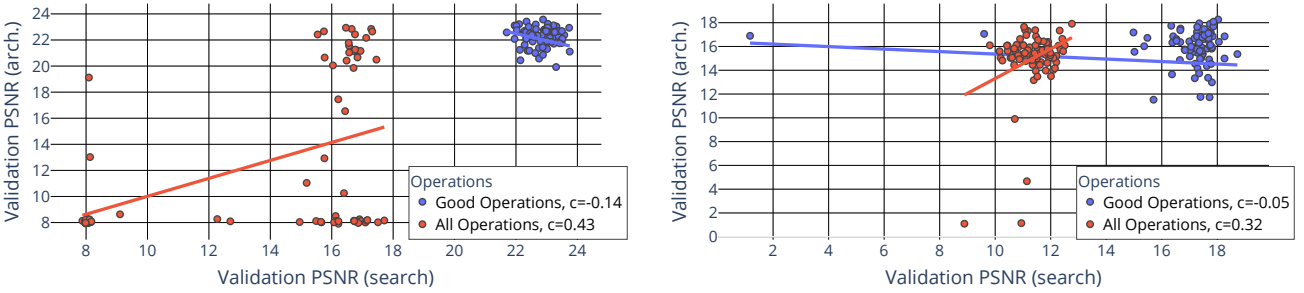


Figure 4: Scatter plot with hyperparameters searched for architecture validation on the blur dataset. We plot architecture PSNR (y-axis) against one-shot validation PSNR (x-axis). Left: Blur with hyperparameters *BOHB-Blur-Arch*. Right: Downsampling in the same setting.

which we stack another. To improve hyperparameters we apply BOHB [8], a Bayesian optimization method with hyperbanding [16] and run BOHB for 128 hyperband iterations, which is an affordable budget in this one-dimensional data setting. It is important to note, that BOHB is not an exhaustive search and thus there are no guarantees for success within our budget or even in general. The usage of BOHB as such covers the problem of hyperparameter optimization partially, but in general there is no simple fix of DARTS via hyperparameter search.

When applying BOHB to target one-shot validation performance, the resulting plot over all trials in fig. 3 shows a rather surprising outcome: In the case of downsampling, the correlation between one-shot validation and architecture validation increases notably and the average performance of DARTS improves in the case of blur, but the best architecture PSNR over 100 trials decreases in both cases. Overall, the apparent stabilization via optimization of the search loss removes not only negative, but also positive outliers.

Conversely, we can use BOHB to search for hyperparameters that maximize the final architecture performance. This is twice as expensive (on top of the already expensive hyperparameter) search, due to the need for retraining the architecture, but feasible in our synthetic case. Figure 4 again shows blur and downsampling with hyperparameters optimized for the final architecture performance for blur data. These hyperparameters successfully increase the max. architecture performance, but the overall distribution is similar to the three failure cases discussed for fig. 2 for blur.

Overall, hyperparameters optimized with BOHB on the one-shot validation have to be considered with caution: When regarding the search of architectures over all operations for the case of blur in table 2, the dedicated BOHB-Blur hyperparameters are not as stable as the BOHB-DS hyperparameters. When changing the domain to downsampling, the exact opposite holds: BOHB-Blur hyperparameters improve over BOHB-DS hyperparameters in every statistic. Note that this could be due to both, the missing correlation between one-shot and architecture validation as well as the missing guarantee of any Bayesian search to find the optimal hyperparameters. In addition, table 2 even demonstrates that using the manual hyperparameters H1 and H2 leads to a better average performance compared with BOHB-DS and BOHB-Blur in most cases.

| Data Formation | Hyperparameters | Architecture Validation (PSNR) | | | | | |
|----------------|-----------------|--------------------------------|-------|-------|-------|-------|-------|
| | | Good Ops. | | | All | | |
| | | Max. | Mean | Med. | Max. | Mean | Med. |
| Blur | H1 | 23.46 | 21.56 | 21.60 | 22.86 | 15.64 | 18.57 |
| Blur | H2 | 23.46 | 21.43 | 21.63 | 23.10 | 16.77 | 19.88 |
| Blur | BOHB-Blur | 22.83 | 20.86 | 20.75 | 22.47 | 15.57 | 18.04 |
| Blur | BOHB-DS | 22.33 | 20.65 | 20.96 | 22.41 | 14.43 | 14.41 |
| Blur | BOHB-Arch-Blur | 23.57 | 22.05 | 22.38 | 22.94 | 12.76 | 8.21 |
| Downsampling | H1 | 18.03 | 16.36 | 16.66 | 18.01 | 15.39 | 16.12 |
| Downsampling | H2 | 18.20 | 16.57 | 16.78 | 17.82 | 15.93 | 16.21 |
| Downsampling | BOHB-Blur | 18.42 | 16.83 | 16.95 | 17.73 | 14.36 | 14.57 |
| Downsampling | BOHB-DS | 17.51 | 15.33 | 15.84 | 18.12 | 12.36 | 13.65 |
| Downsampling | BOHB-Arch-Blur | 18.26 | 14.63 | 15.93 | 17.91 | 15.04 | 15.44 |

Table 2: Architecture validation PSNR values found in the 1D inverse problems setting with cosine data. Shown is the maximal, mean and median PSNR over 100 trials.

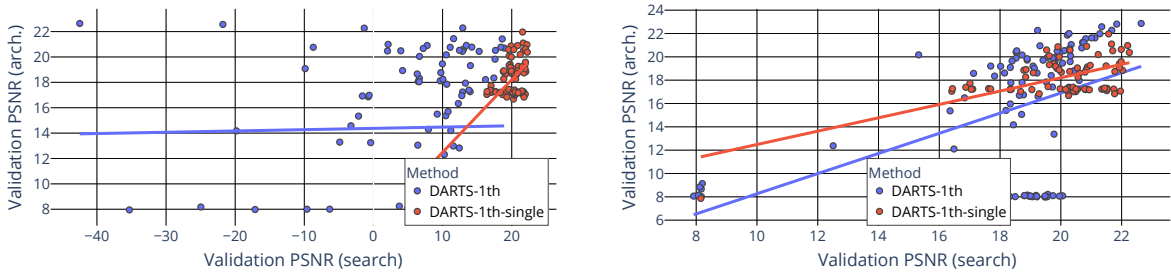


Figure 5: Left: Architecture search with BOHB-searched hyperparameters for DARTS with single level optimization. Right: Both methods with their own BOHB hyperparameters.

In conclusion we find two schools of thought when evaluating the performance of DARTS. For maximal performance, we should understand DARTS as a component in a larger search that proposes trial architectures. For average performance, and immediate performance with a single DARTS run, we should be optimizing the search performance and maximize its correlation with architecture performance - although as our experiments show, this is non-trivial even when searching for these hyperparameters in an automated fashion. We stress that the two directions are not at odds with each other, yet problems can arise in the literature when comparing proposed improvements of DARTS across both. Some algorithmic improvements of DARTS are more likely to improve best-case performance, whereas others are more likely to impact single trial stability. If these two are not carefully compared, then best-case results, which do provide better benchmark numbers, can appear to supersede stability results. Here, we discuss this effect for a simplified case study, but for large-scale DARTS in image classification, where trials are expensive and fixed random seeds are tempting, such a dichotomy makes it fairly difficult to evaluate and classify the manifold improvements of DARTS.

5.3 Improving the Initialization

Several works improve DARTS by modifying the bi-level approximation employed in the original paper. However, works as [30] who investigate the instability of the search, draw attention to the random initialization of the network weights, which can cause promising operations having poor initialization weights and as a result tend to be entirely discarded during architecture search. In our inverse problem case study, we can evaluate the impact of this initialization by optimizing a version of DARTS in which it only has to search for the optimal architecture parameters to build the architecture. For this *DARTS-single* approach we pre-train the operations {learnable gradient descent} and {2-layer-CNN} as baseline architectures consisting only of each operation respectively and keep them fixed. Therefore, we avoid the random initialization of the operations weights and thus evaluate its effect.

Figure 5 shows the results of DARTS-single search with BOHB-optimized hyperparameters for all operations.

Notably, BOHB-optimized hyperparameters for the DARTS-single one-shot validation (Figure 5 left) lead to a positive impact on the correlation of the one-shot and architecture validation PSNR using DARTS-single and to a negative impact for DARTS. In addition, when comparing DARTS and DARTS-single with their hyperparameters being individually optimized with BOHB with respect to their one-shot validation, DARTS finds a higher architecture validation PSNR than DARTS-single, whereas DARTS-single becomes more robust against possible outliers, making this search less sensitive.

6 Conclusions

In this paper we analyzed DARTS in a systematic study on one-dimensional inverse reconstruction problems, and made the following findings: While it is possible to find very well performing architectures using DARTS, multiple runs of the same setting yield a high variance. Moreover, the ability to find well-performing architectures is highly dependent on the specific choice of hyperparameters. Unfortunately, judging the success of any DARTS-based model right after the one-shot training is difficult, since a strong correlation to the actual architecture performance is missing. As such, even automatic hyperparameter searches such as BOHB cannot faithfully be applied to the one-shot loss. Therefore, we advertise to

- look at a full statistical evaluation of DARTS performances over multiple trials, in all applications where this is feasible,
- show a reasonable correlation between the search and final architecture performances for any method that reports improved results based on a more faithful minimization of the one-shot DARTS objective, and
- carefully consider the costs of multiple runs and meta-optimization of hyperparameters when aiming for computational advantages of DARTS over zero-order NAS methods.

References

- [1] Youhei Akimoto, Shinichi Shirakawa, Nozomu Yoshinari, Kento Uchida, Shota Saito, and Kouhei Nishida. Adaptive stochastic natural gradient method for one-shot neural architecture search. In *Proceedings of the 36th International Conference on Machine Learning, ICML 2019, 9-15 June 2019, Long Beach, California, USA*, volume 97 of *Proceedings of Machine Learning Research*, pages 171–180. PMLR, 2019.
- [2] Tom B. Brown, Benjamin Mann, Nick Ryder, Melanie Subbiah, Jared Kaplan, Prafulla Dhariwal, Arvind Neelakantan, Pranav Shyam, Girish Sastry, Amanda Askell, Sandhini Agarwal, Ariel Herbert-Voss, Gretchen Krueger, Tom Henighan, Rewon Child, Aditya Ramesh, Daniel M. Ziegler, Jeffrey Wu, Clemens Winter, Christopher Hesse, Mark Chen, Eric Sigler, Mateusz Litwin, Scott Gray, Benjamin Chess, Jack Clark, Christopher Berner, Sam McCandlish, Alec Radford, Ilya Sutskever, and Dario Amodei. Language Models are Few-Shot Learners. In *34th Conference on Neural Information Processing Systems (NeurIPS 2020)*, December 2020.
- [3] Han Cai, Ligeng Zhu, and Song Han. ProxylessNAS: Direct Neural Architecture Search on Target Task and Hardware. *arXiv:1812.00332 [cs, stat]*, February 2019.
- [4] Xiangning Chen and Cho-Jui Hsieh. Stabilizing differentiable architecture search via perturbation-based regularization. In *Proceedings of the 37th International Conference on Machine Learning, ICML 2020, 13-18 July 2020, Virtual Event*, volume 119 of *Proceedings of Machine Learning Research*, pages 1554–1565. PMLR, 2020.
- [5] Xin Chen, Lingxi Xie, Jun Wu, and Qi Tian. Progressive differentiable architecture search: Bridging the depth gap between search and evaluation. In *2019 IEEE/CVF International Conference on Computer Vision, ICCV 2019, Seoul, Korea (South), October 27 - November 2, 2019*, pages 1294–1303. IEEE, 2019.
- [6] Xiangxiang Chu, Tianbao Zhou, Bo Zhang, and Jixiang Li. Fair DARTS: eliminating unfair advantages in differentiable architecture search. In Andrea Vedaldi, Horst Bischof, Thomas Brox, and Jan-Michael Frahm, editors, *Computer Vision - ECCV 2020 - 16th European Conference, Glasgow, UK, August 23-28, 2020, Proceedings, Part XV*, volume 12360 of *Lecture Notes in Computer Science*, pages 465–480. Springer, 2020.

- [7] Xuanyi Dong and Yi Yang. Searching for A Robust Neural Architecture in Four GPU Hours. *arXiv:1910.04465 [cs]*, October 2019.
- [8] Stefan Falkner, Aaron Klein, and Frank Hutter. BOHB: Robust and Efficient Hyperparameter Optimization at Scale. In *International Conference on Machine Learning*, pages 1437–1446. PMLR, July 2018.
- [9] Karol Gregor and Yann LeCun. Learning fast approximations of sparse coding. In *Proceedings of the 27th International Conference on International Conference on Machine Learning*, page 399–406, 2010.
- [10] Chaoyang He, Haishan Ye, Li Shen, and Tong Zhang. Milenas: Efficient neural architecture search via mixed-level reformulation. In *2020 IEEE/CVF Conference on Computer Vision and Pattern Recognition, CVPR 2020, Seattle, WA, USA, June 13-19, 2020*, pages 11990–11999. IEEE, 2020.
- [11] Kaiming He, Xiangyu Zhang, Shaoqing Ren, and Jian Sun. Deep Residual Learning for Image Recognition. *arXiv:1512.03385 [cs]*, December 2015.
- [12] Tong He, Zhi Zhang, Hang Zhang, Zhongyue Zhang, Junyuan Xie, and Mu Li. Bag of Tricks for Image Classification with Convolutional Neural Networks. In *Proceedings of the IEEE/CVF Conference on Computer Vision and Pattern Recognition*, pages 558–567, 2019.
- [13] Kirthivasan Kandasamy, Willie Neiswanger, Jeff Schneider, Barnabás Póczos, and Eric P. Xing. Neural architecture search with bayesian optimisation and optimal transport. In *NeurIPS*, 2018.
- [14] Erich Kobler, Teresa Klatzer, Kerstin Hammernik, and Thomas Pock. Variational networks: Connecting variational methods and deep learning. In *Pattern Recognition, Lecture Notes in Computer Science*, pages 281–293. Springer, 2017.
- [15] Liam Li, Mikhail Khodak, Maria-Florina Balcan, and Ameet Talwalkar. Geometry-aware gradient algorithms for neural architecture search. *CoRR*, abs/2004.07802, 2020.
- [16] Lisha Li, Kevin Jamieson, Giulia DeSalvo, Afshin Rostamizadeh, and Ameet Talwalkar. Hyperband: A Novel Bandit-Based Approach to Hyperparameter Optimization. *Journal of Machine Learning Research*, 18(185):1–52, 2018.
- [17] Chenxi Liu, Barret Zoph, Maxim Neumann, Jonathon Shlens, Wei Hua, Li-Jia Li, Li Fei-Fei, Alan L. Yuille, Jonathan Huang, and Kevin Murphy. Progressive neural architecture search. In *Computer Vision - ECCV 2018 - 15th European Conference, Munich, Germany, September 8-14, 2018, Proceedings, Part I*, volume 11205 of *Lecture Notes in Computer Science*, pages 19–35. Springer, 2018.
- [18] Hanxiao Liu, Karen Simonyan, and Yiming Yang. DARTS: Differentiable Architecture Search. *arXiv:1806.09055 [cs, stat]*, April 2019.
- [19] Jovita Lukasik, David Friede, Arber Zela, Frank Hutter, and Margret Keuper. Smooth variational graph embeddings for efficient neural architecture search, 2021.
- [20] Niv Nayman, Asaf Noy, Tal Ridnik, Itamar Friedman, Rong Jin, and Lihi Zelnik. XNAS: Neural Architecture Search with Expert Advice. In *Advances in Neural Information Processing Systems 32*, pages 1977–1987. Curran Associates, Inc., 2019.
- [21] Hieu Pham, Melody Y. Guan, Barret Zoph, Quoc V. Le, and Jeff Dean. Efficient neural architecture search via parameter sharing. In Jennifer G. Dy and Andreas Krause, editors, *Proceedings of the 35th International Conference on Machine Learning, ICML 2018, Stockholmsmässan, Stockholm, Sweden, July 10-15, 2018*, volume 80 of *Proceedings of Machine Learning Research*, pages 4092–4101. PMLR, 2018.
- [22] Binxin Ru, Xingchen Wan, Xiaowen Dong, and Michael Osborne. Neural architecture search using bayesian optimisation with weisfeiler-lehman kernel. *ArXiv*, abs/2006.07556, 2020.
- [23] Uwe Schmidt and Stefan Roth. Shrinkage fields for effective image restoration. In *IEEE Conference on Computer Vision and Pattern Recognition*, pages 2774–2781, 2014.

- [24] Colin White, Willie Neiswanger, and Yash Savani. Bananas: Bayesian optimization with neural architectures for neural architecture search. *arXiv preprint arXiv:1910.11858*, 2019.
- [25] Yan Wu, Aoming Liu, Zhiwu Huang, Siwei Zhang, and Luc Van Gool. Neural architecture search as sparse supernet. In *Thirty-Fifth AAAI Conference on Artificial Intelligence, AAAI 2021, Thirty-Third Conference on Innovative Applications of Artificial Intelligence, IAAI 2021, The Eleventh Symposium on Educational Advances in Artificial Intelligence, EAAI 2021, Virtual Event, February 2-9, 2021*, pages 10379–10387. AAAI Press, 2021.
- [26] Sirui Xie, Hehui Zheng, Chunxiao Liu, and Liang Lin. SNAS: stochastic neural architecture search. In *7th International Conference on Learning Representations, ICLR 2019, New Orleans, LA, USA, May 6-9, 2019*. OpenReview.net, 2019.
- [27] Yuhui Xu, Lingxi Xie, Xiaopeng Zhang, Xin Chen, Guo-Jun Qi, Qi Tian, and Hongkai Xiong. PC-DARTS: partial channel connections for memory-efficient architecture search. In *8th International Conference on Learning Representations, ICLR 2020, Addis Ababa, Ethiopia, April 26-30, 2020*. OpenReview.net, 2020.
- [28] Antoine Yang, Pedro M. Esperança, and Fabio M. Carlucci. NAS evaluation is frustratingly hard. In *Eighth International Conference on Learning Representations*, April 2020.
- [29] Quanming Yao, Ju Xu, Wei-Wei Tu, and Zhanxing Zhu. Efficient neural architecture search via proximal iterations. In *The Thirty-Fourth AAAI Conference on Artificial Intelligence, AAAI 2020, The Thirty-Second Innovative Applications of Artificial Intelligence Conference, IAAI 2020, The Tenth AAAI Symposium on Educational Advances in Artificial Intelligence, EAAI 2020, New York, NY, USA, February 7-12, 2020*, pages 6664–6671. AAAI Press, 2020.
- [30] Arber Zela, Thomas Elsken, Tonmoy Saikia, Yassine Marrakchi, Thomas Brox, and Frank Hutter. Understanding and Robustifying Differentiable Architecture Search. *arXiv:1909.09656 [cs, stat]*, January 2020.
- [31] Kai Zhang, Wangmeng Zuo, Yunjin Chen, Deyu Meng, and Lei Zhang. Beyond a Gaussian Denoiser: Residual Learning of Deep CNN for Image Denoising. *IEEE Transactions on Image Processing*, 26(7):3142–3155, July 2017.
- [32] Miao Zhang, Steven Su, Shirui Pan, Xiaojun Chang, Ehsan Abbasnejad, and Reza Haffari. idarts: Differentiable architecture search with stochastic implicit gradients, 2021.
- [33] Barret Zoph and Quoc V. Le. Neural architecture search with reinforcement learning. In *ICLR*, 2017.
- [34] Barret Zoph, Vijay Vasudevan, Jonathon Shlens, and Quoc V Le. Learning transferable architectures for scalable image recognition. In *CVPR*, 2018.

A Operations

While the precise type of algorithm is typically dictated by (smoothness) properties of the regularization, a partially parameterized network-based approach has a lot of freedom to choose from template layers based on the inverse problem $y = Ax + \text{noise}$

$$\arg \min_x D(Au, f), \quad (5)$$

where D is a data formation term arising from the distribution of noise present, i.e. $D(v, f) = \frac{1}{2} \|v - f\|^2$ for Gaussian noise. This optimization objective yields templates such as a **gradient descent layer** (operation set \mathcal{O}_u):

$$u^{k+1} = u^k - \tau A^T \nabla_x D(Au^k, f), \quad (6)$$

for input u^k and output u^{k+1} of a new layer. For suitable chosen τ , the application of this layer is guaranteed to reduce the objective (5). The gradient layer can be turned into a learnable operation by introducing a learnable mapping $n(u, \theta)$ after the gradient step,

$$u^{k+1} = u^k - \tau A^T \nabla_x D(Au^k, f) - \tau n(u^k, \theta), \quad (7)$$

as a **learnable gradient descent layer** in our operation set \mathcal{O}_l . We also consider a fully-learned **neural network layer** in our operation set \mathcal{O}_l , that learns an appropriate mapping $n(u, \theta)$ without knowledge of the operator A :

$$u^{k+1} = n(u^k, \theta), \quad (8)$$

The unlearnable counterpart to the neural network layer in \mathcal{O}_u is a **skip layer**. For both layers, the learnable mapping $n(u, \theta)$ is parametrized by a small convolutional network, consisting of a convolution layer, followed by batch normalization, ReLU and a second convolution layer. These four layers are by design beneficial operations. In contrast to these beneficial layers we also include two negative operations to each operation set; a gradient layer with white Gaussian noise **noise layer** and a **roll layer**, which rolls the inputs.

B Hyperparameters

In this section we show the hyperparameters used for our experiments in the main paper. In table 3 are the manually chosen hyperparameters H1 and H2 from table 2 in the main paper. In addition table 4 lists all BOHB optimized hyperparameters for the data formations blur and downsampling as well as the hyperparameters optimized for the final architecture accuracy and also for the DARTS-single method; the search range for the BOHB search is given in the second column.

| Hyperparameter | H1 | H2 |
|----------------------|------------------|------------------|
| Param. learning rate | 0.001 | 0.001 |
| Param. weight decay | $1e-8$ | $1e-8$ |
| Param. warm up | False | False |
| Alpha learning rate | 0.001 | 0.0001 |
| Alpha weight decay | 0.001 | 0.0001 |
| Alpha warm up | True | True |
| Alpha scheduler | Linear | Linear |
| Alpha optimizer | Gradient Descent | Gradient Descent |

Table 3: Manually chosen hyperparameters H1 and H2

| Hyperparameter | Search Range | BOHB-Blur | BOHB-DS | BOHB-Arch-Blur | BOHB-DARTS-single |
|----------------------|--------------------------|---------------|------------------|----------------|-------------------------|
| Param. learning rate | $[1e-05, 1]$ | 0.0014232405 | 0.0020448382 | 0.0020882283 | 0.0014232405 |
| Param. weight decay | $[1e-08, 0.1]$ | $8.616e-07$ | $5.04e-08$ | $4.4e-08$ | $8.616e-07$ |
| Param. warm up | [True,False] | False | True | False | False |
| Alpha learning rate | $[1e-05, 0.1]$ | 0.0836808765 | 0.0100063746 | $8.43195e-05$ | 0.025012337102395577 |
| Alpha weight decay | $[1e-05, 0.1]$ | $5.05099e-05$ | 0.0058022776 | 0.0127425783 | $1.390640076980444e-05$ |
| Alpha warm up | [True, False] | False | True | True | False |
| Alpha scheduler | [None, Linear] | Linear | Linear | Linear | None |
| Alpha optimizer | [Adam, Gradient Descent] | Adam | Gradient Descent | Adam | Adam |

Table 4: BOHB optimized hyperparameters for different data formations, objectives and methods.

| Hyperparameter | Default Value |
|----------------|---------------|
| Epochs | 50 |
| Batch size | 128 |
| Noise Level | 0.10 |

Table 5: General Hyperparameters