

Viewing Vision Videos Online: Opportunities for Distributed Stakeholders

Lukas Nagel

Leibniz University Hannover

Software Engineering Group

Hannover, Germany

lukas.nagel@inf.uni-hannover.de

Jianwei Shi

Leibniz University Hannover

Software Engineering Group

Hannover, Germany

jianwei.shi@inf.uni-hannover.de

Melanie Busch

Leibniz University Hannover

Software Engineering Group

Hannover, Germany

melanie.busch@inf.uni-hannover.de

Abstract—Creating shared understanding between stakeholders is essential for the success of software projects. Conflicting requirements originating from misaligned mental models can hinder the development process. The use of videos to present abstract system visions is one approach to counteract this problem. These videos are usually shown in in-person meetings. However, face-to-face meetings are not suited to every situation and every stakeholder, for example due to scheduling constraints. Methods for the use of vision videos in online settings are necessary. Furthermore, methods enabling an asynchronous use of vision videos are needed for cases when conjoined meetings are impossible even in an online setting.

In this paper, we compare synchronous and asynchronous viewings of vision videos in online settings. The two methods are piloted in a preliminary experiment. The results show a difference in the amount of arguments regarding the presented visions. On average, participants who took part in asynchronous meetings stated more arguments. Our results point to multiple advantages and disadvantages as well as use cases for each type. For example, a synchronous meeting could be chosen when all involved stakeholders can attend the appointment to discuss the vision and to quickly resolve ambiguities. An asynchronous meeting could be held if a joint meeting is not feasible due to time constraints. We also discuss how our findings can be applied to the elicitation of requirements from a crowd of stakeholders.

Index Terms—requirements engineering, crowdRE, vision video, online

I. INTRODUCTION

The elicitation of requirements is one of the key phases in the requirements engineering process [1]. In this phase, requirements from all relevant stakeholders must be considered. However, in situations where key aspects of the system to be developed are still unclear, conflicting requirements can be elicited from different stakeholders [2]. It is important to create a shared understanding of the desired system between stakeholders to solve such conflicts and to keep them from threatening the project's success. Videos present one possible medium of creating shared understanding. In these so-called vision videos, concrete visions of the functionality of a system are presented. Stakeholders watching the videos can detect, discuss and resolve misalignments of their mental models [3].

Once vision videos are created, stakeholders usually attend a conjoined meeting in which a vision video is shown and discussed [4], [5]. However, stakeholders can not always attend such meetings in person. They can be distributed among

different locations, time zones or even continents. In these cases, vision videos need to be watched and discussed online. Online meetings make it easier for requirements engineers to collaborate with distributed stakeholders since no travel arrangements have to be made. Nevertheless, finding a time that is suitable for every stakeholder can be a challenging or sometimes even impossible task. This problem only increases in importance with larger numbers of relevant stakeholders, for example when eliciting requirements from a crowd [6], [7]. Discussing vision videos with only a subset of all relevant stakeholders introduces the risk of missing out on valuable ideas, especially those that build upon suggestions of others.

The overall goal of this research is to *find a viable method to conduct vision video meetings in online settings*. Hence, we investigate synchronous and asynchronous viewings of vision videos in online settings. Synchronous viewings are the closest adaptation of traditional vision video meetings. We look to find advantages and disadvantages of their use in an online context. Asynchronous viewings can be used when it is impossible to find a suitable time for a conjoined meeting. Therefore, we seek to explore the applicability of distributed viewing of vision videos to requirements engineering processes with crowds of stakeholders. The online setting allows many more people, or a crowd, to watch vision videos and provide feedback on the visions presented.

In this paper, we introduce concepts for synchronous and asynchronous viewings. The two methods are tested in a preliminary experiment. Our results indicate that vision videos can still lead to meaningful discussions regardless of the online setting. Furthermore, we find asynchronous viewings to facilitate the use of vision videos for crowds of stakeholders. The approach enables large numbers of stakeholders to generate ideas and express concerns about illustrated visions without inhibitions.

The rest of this paper is structured as follows: Section II presents related work. We introduce our methodology including a preliminary experiment in section III. Results of the experiment are laid out in section IV and discussed in section V. The paper is concluded in section VI.

II. RELATED WORK

Videos have been used in requirements engineering for many years. Creighton et al. [8] proposed “software cinema”, a scenario video creation methodology. Such videos show workflows of customers which are not implemented yet. Xu et al. [9] also examined scenario videos in the scope of software development and applied them in the context of a case study. Brill et al. [4] have listed opportunities for using videos in different phases of requirements engineering. They have conducted a study to investigate whether video creation is effective and efficient in comparison to use cases.

Gathering feedback on videos from a crowd in online settings has already been applied before the Covid-19 pandemic. Keimel et al. [10] have proposed a web application to collect opinions from a crowd regarding video quality. For more complex feedback, Lasecki et al. [11] developed a video coding tool with a conversation interaction paradigm between user and system. A user asks questions in natural language and receives answers from crowd workers. Crowd opinions are aggregated as final feedback.

Crowd opinions can be gathered from a group or from multiple sessions with individuals. In the field of psychology, several researchers studied the decision-making mechanisms of groups. Gruenfeld et al. [12] have tested whether group decision making is dependent on the degree of homogeneity within the group. Toma and Butera [13] provided selected information to influence a group’s decision making. Clart et al. [14] have conducted a game to compare decision making of groups and individuals. Their results indicate that groups perform better than individuals with regard to decision rationality. In the engineering domain, Ezin et al. [15] have built a video recommendation system for individuals based on group preferences. All the literature listed indicates that group decision making is a complex process that seems to depend on group members, external information, and individual opinions.

During the pandemic, Karras et al. [16] used vision videos in a virtual focus group of five participants. Based on their experiences, they formulated recommendations for the use of vision videos in virtual focus groups.

In our work, we use vision videos for the evaluation of different visions. We collect feedback from potential stakeholders on different system visions in online meetings. The stakeholders are asked to choose one of the presented visions and provide reasons for their decision. Our efforts focus on the viewing of vision videos online in group settings or individually. We examine whether differences between these settings can be observed.

III. METHODOLOGY

The goal of this research is to *find a viable method to conduct vision video meetings in online settings*. For this purpose we designed two different methods, namely synchronous and asynchronous viewing.

A. Synchronous Viewing

Synchronous viewing of vision videos in online settings aims directly at simulating the experience of traditional meetings. For this purpose, stakeholders join a video conferencing tool like Zoom¹ or BigBlueButton². Here, they can use a microphone to speak to other attendees. Webcams can also be used to enable stakeholders to see one another. The mentioned video conferencing tools allow users to share videos within them. Vision videos can be shown and controlled by the meeting’s organizers. The control elements change the video for all attendees simultaneously. This means that pauses, rewinds or jumps to specific parts of the video are visible for all participants. Meeting organizers can therefore control the focus of the discussion. Video sections that are unclear can be revisited and discussed explicitly by using these controls.

B. Asynchronous Viewing

A different method of watching vision videos in online settings is to do so asynchronously. Asynchronous viewing of videos means that each stakeholder watches the video by themselves. There is no fixed time at which all stakeholders have to watch simultaneously. Instead, a deadline can be given. In this method, all control over the video lies with the stakeholder. Asynchronous viewing requires additional means to record stakeholder’s ideas or concerns.

C. Goal and Research Questions

According to the goal definition template by Wohlin et al. [17], we formulated our research goal as follows:

Goal definition:

We analyze different methods of viewing vision videos **for the purpose of** finding a viable method **with respect to** the feedback elicited **from the viewpoint of** stakeholders **in the context of** an online experiment setting.

Based on our research goal, we formulated the following research questions:

- **RQ1:** What are the advantages and disadvantages of viewing vision videos synchronously?
- **RQ2:** What are the advantages and disadvantages of viewing vision videos asynchronously?

D. Hypotheses

Based on the two methods of synchronous and asynchronous viewing of vision videos, we conducted an experiment with two sets of participants: a group (synchronous viewing) and individuals (asynchronous viewing). Therefore, we analyzed the following hypotheses:

H1₀: There is no difference between the sets of participants regarding a change in the choice of variants after the discussion.

¹<https://zoom.us/meetings>

²<https://demo.bigbluebutton.org/gl>

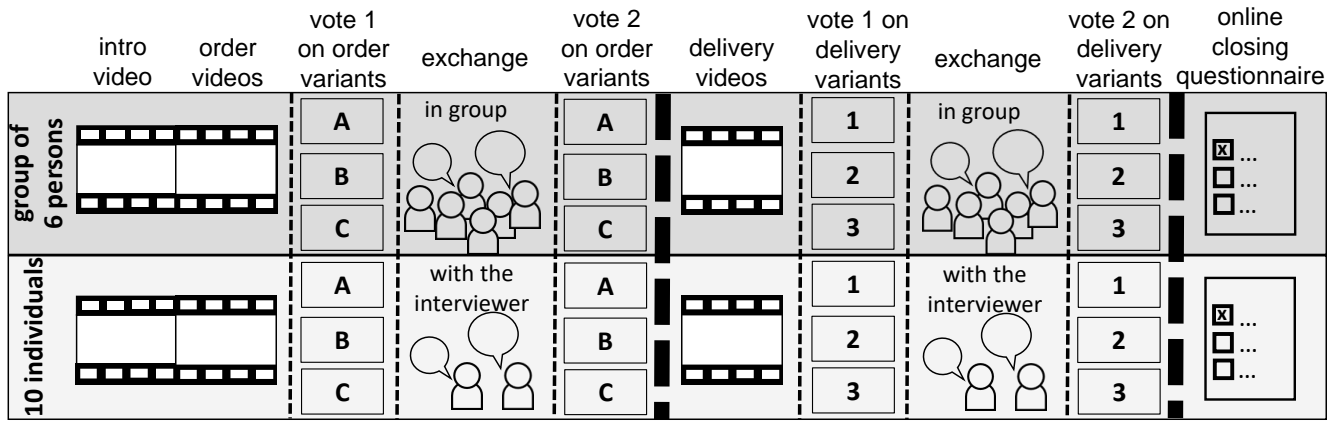


Fig. 1. Experiment design

H2₀: There is no difference between the sets of participants regarding the amount of feedback given by single participants.

The respective alternative hypotheses H1₁ and H2₁ state the opposite of the null hypotheses, namely that there is a difference between the sets of participants.

Both hypotheses aim at possibly existing differences in the two online settings considered. Based on these differences we formulate advantages, disadvantages and potential use cases.

E. Experiment Design

a) *Material*: In our experiment, we used a video that we divided into two thematic sections by pausing it. At the beginning of the first video section, there was an introduction to familiarize viewers with the topic of shopping in rural areas and the potential challenges associated with it. After this introduction, the first video section showed three possible options for ordering products: by taking a picture, by pressing a button, or by automatic measurement. The second section of the video includes three delivery options for products by receiving the package from a neighbour, by drone delivery, or by dropping the package in the trunk of a car. The videos used in our experiment were produced and already used in the context of the paper “Refining Vision Videos” by Schneider et al. [18]. At the end of the experiment, participants were asked to complete a LimeSurvey³ questionnaire. The questionnaire contained demographic questions and questions about the experiment.

b) *Participant Selection*: All 16 participants of our experiment took part voluntarily. The participants were between 21 and 33 years old ($M = 25.8$, $SD = 4.1$). Three of the participants were female and thirteen male. Ten of the participants are students; six are currently employed or have been employed in the past. Fourteen of the participants are studying subjects in STEM⁴ fields or are currently working or have worked in STEM fields in the past.

Figure 2 shows the distribution of responses to the question *How often have you been involved in software development*

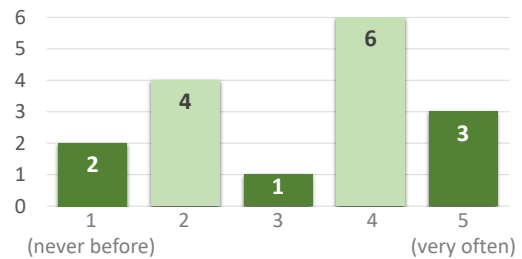


Fig. 2. How often have you been involved in software development processes?

processes?. On a likert scale labeled from 1 (never before) to 5 (very often), two participants stated that they had never been involved in a software development process before.

c) *Experiment Procedure*: At the beginning of the planning phase of the experiment participants signed up for appointments in an online calendar. Subsequently, a date was set for the group session on which at least six participants had registered. The other participants were assigned to the group of individual sessions. Prior to the experiment, a consent form and an overview were sent to the participants by e-mail. Six of the participants took part in a group session, the other ten participants took part individually. The experiment was conducted virtually in BigBlueButton. Our design is divided into two segments. Figure 1 shows the sequence of sections for the individuals and the group of six participants.

At the beginning of our experiment the participants saw the thematic intro section and the three order variants (labeled A, B and C). After watching the videos, participants voted on which variant they would choose via a short poll started by the experimenter. Then the group participants discussed their choices among each other. The individuals were asked about pros and cons of each variant by the interviewer. After this exchange, participants voted again on which order variant they would choose via a short poll started by the experimenter. This sequence of video watching, voting and an exchange was repeated in the second segment regarding the delivery variants (labeled 1, 2 and 3). At the end of the experiment, the

³<https://www.limesurvey.org/de/>

⁴STEM (Science Technology Engineering Mathematics)

participants were asked to complete an online questionnaire.

d) Data Analysis Procedures: In our experiment, we collected data in three different ways. We have documented the participants' votes of the variants, a total of four votes for each participant. In addition, we analyzed the audio recordings of the sessions to be able to count the mentioned pros and cons for each order and delivery variant. The last data source we used are the results of the LimeSurvey questionnaire. Regarding the results of the questionnaire, we cleaned the data by removing incomplete response data-sets.

Analyzing the Choice of Variants: To examine our data regarding the first hypothesis, we analyzed the results of two questions of the online questionnaire in a descriptive way. Within the scope of these questions, we asked the participants whether they had changed their opinion regarding the choice of variants after the discussion and if so, why.

Analyzing the Amount of Arguments: To answer our second research question, we listened to the audio recordings of the sessions to count the arguments for each variant. Based on the results of the counting, we calculated the average arguments per participant for both groups.

Analyzing Additional Results: For the analysis of the additional results (*Video Quality, Changes of Opinion, Chosen Variants*) the results of the online questionnaire were used. The respective average of the data, the median and the standard deviation were calculated for each subsection.

IV. RESULTS

Analyzing the data as described leads to the following results:

A. Choice of Variants

We asked our participants to choose one of the shown variants four times. The exit survey included a question regarding whether or not participants had changed their choices. We also asked about the reasons for these changes.

Four out of six participants (66%) of the group session indicated that their choices had changed. When asked for the reasons behind these changes, they mentioned misunderstandings being cleared up and critical questions being answered in the discussion with other attendees.

As for the asynchronous viewers partaking in the individual sessions, six out of ten test subjects (60%) changed their opinion. Three of them added that the additional time they spent thinking about the advantages and disadvantages of individual variants was the reason for these changes. Another participant mentioned that they needed time to adjust to their role as a stakeholder for a system concerning rural infrastructure. Based on these results, we reject $H1_0$ and accept $H1_1$.

B. Arguments

During the experiment we counted the arguments in favor and against individual variants mentioned by participants. For example, the advantages "minimum cost" and "flexibility" were stated by participants regarding order variant A in which a picture of the product is taken using a smartphone. An

example for a mentioned disadvantage of the delivery by drone was that "It could be problematic if I were not at home when the drone comes". The group attending the synchronous meeting gave a total of 24 arguments. With six participants taking part in the meeting, this means that each participant mentioned four arguments on average. Furthermore, we can calculate the average amount of arguments for each variant shown in the video per participant. With six variants present, this results in 0.66 arguments per variant and participant.

For the ten individual test subjects partaking in asynchronous viewings, we counted a total of 151 arguments. This means that an average of 15.1 arguments per participant was given. As the same video was shown, the average number of arguments per variant and participant can be calculated in the same manner resulting in a value of 2.5.

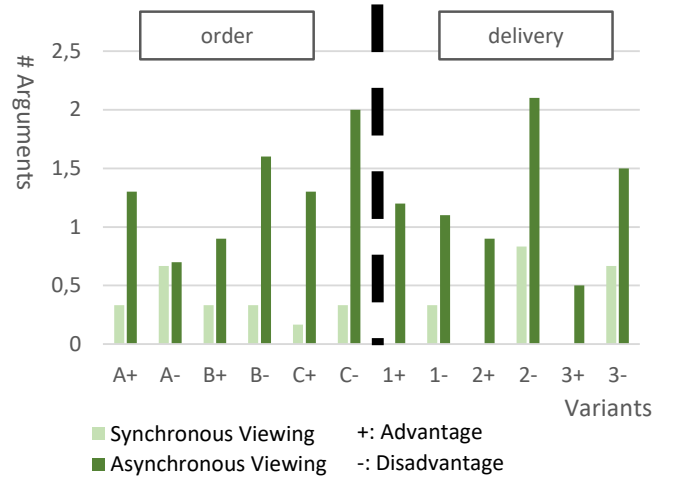


Fig. 3. Average number of arguments per variant and participant

Figure 3 shows that the average number of arguments per variant and participant from those taking part in the asynchronous viewings (dark green) is far higher than the corresponding data from the synchronous viewing (light green). This difference represents an increased amount of feedback. Therefore, we can not accept $H2_0$. Instead, we accept $H2_1$.

Based on the given arguments, we have also collected new requirements from participants. One participant suggested scanning a QR-Code as an alternative to ordering by taking a picture (variant A), because the product can be recognized precisely. While criticizing the missing recipient on drone delivery (variant 2), one participant proposed that the landing time and place should be arranged before delivery. Apart from the requirements presented, numerous enhanced or new requirements were stated by the participants. Based on the results of our preliminary experiment, we infer that listing the advantages and disadvantages can support the elicitation phase.

C. Additional Results

In addition to the results of the experiment, we asked participants further questions in an exit survey on their experiences

during the experiment. We collect their answers to gather information about the validity of our results.

a) Video Quality: One question of the exit survey asked about participant's agreement with a statement expressing that the video's quality was good enough to understand its contents. With an answer of 1 indicating full disagreement and a rating of 5 indicating full agreement, participants gave an average rating of 4.13 ($M = 4$, $SD = 0.96$). Notably, 75% of participants agreed with the statement. Only a single test subject disagreed.

b) Changes of Opinion: The survey included a question regarding participant's self-reported tendencies to change their opinions after exchanges with others. With an answer of 1 meaning that they were very unlikely to change their opinion, while 5 indicated a high probability, participants' answers provided an average of 2.56 ($M = 2.5$, $SD = 0.96$).

c) Chosen Variants: Finally, we asked participants whether they were satisfied with the variants chosen in the experiment. Again, ratings of 1 and 5 indicated strong dissatisfaction and strong satisfaction respectively. The participants of our experiment answered with an average of 3.25 ($M = 4$, $SD = 0.93$). Notably, the strongest ratings of 1 and 5 were not chosen by any test subjects.

V. DISCUSSION

Based on observations made by researchers during the preliminary experiment and the collected results, we gathered insights about our research questions. The results of our preliminary experiment reveal insights on our research questions.

A. Pros and Cons of Synchronous Viewing (RQ1)

We trialed synchronous viewings of vision videos in online settings as described with a group of six participants. Based on our observations and the results of the survey we found the following advantages and disadvantages:

a) Advantages: Viewing vision videos in a synchronous manner resembles traditional meetings most closely. Processes that worked for vision video meetings in person can be adopted for synchronous online meetings with minimal adjustments.

Synchronous viewings of vision videos mean that stakeholders attend the same meeting. They can directly discuss the contents of the shown video. This means that misaligned mental models can quickly be identified and cleared up. The exchanges can also result in new ideas. Stakeholders can express their opinions and suggest solutions to open issues. They can also expand on suggestions of other attendees which they would not have considered otherwise. At the end of the meeting, stakeholders should agree on a concrete vision of the system. The importance of discussions with other stakeholders is underlined by the acceptance of $H1_1$.

Furthermore, synchronous viewings provide a clear time frame for requirements engineers. Planned meetings provide clear start and end times. A well structured meeting should lead to satisfying results within the set time frame. This makes it easier for requirements engineers to foresee when they can expect the results of the vision video viewings.

b) Disadvantages: One of the major difficulties when organizing synchronous meetings with many attendees is finding a time that is suitable for everyone. Vision videos can be watched with only a subset of all relevant stakeholders. However, this introduces the risk of missing out on ideas, especially ideas that build upon suggestions of others.

Moreover, conjoined meetings often are of a fixed length. This leads to discussions having to be cut short in order to maintain the meeting's schedule.

Another disadvantage is the fact that synchronous viewings also bear the risk of not gathering all possible arguments from shy stakeholders. In meetings with many attendees, some participants are likely to be more active than others. Other stakeholders may be reluctant to express new ideas or disagree with their peers. Stakeholders can resign to just repeating what other attendees mentioned instead of thinking about new ideas themselves.

B. Pros and Cons of Asynchronous Viewing (RQ2)

As for asynchronous viewings, we tested our method with ten test subjects. We found the following advantages and disadvantages:

a) Advantages: One of the main advantages of asynchronous viewings of vision videos is the fact that stakeholders can freely choose a time at which they watch the video. Requirements engineers do not need to find a single time that is suitable for all stakeholders. However, it is advisable to set a larger time frame in which the video should be watched.

Another benefit is that stakeholders have full control over the video during these asynchronous viewings. They can move freely along the video's time line and explore its content at their own pace. This also allows them to re-watch individual sequences or even the whole video. Stakeholders can record their own ideas and concerns without inhibition. Our acceptance of $H2_1$ emphasizes this advantage.

Asynchronous viewings of vision videos are a way to detect conflicts within the visions of the video's creators and stakeholders. The method requires minimal effort from requirements engineers as they do not need to be present while the video is watched. Conflicts can then be addressed in meetings that should be shorter than completely synchronous viewings. Providing stakeholders with the video before a meeting also means that they have more time to prepare thoughtful suggestions. This could benefit the requirements engineering process.

b) Disadvantages: The most important drawback of asynchronous viewing is that stakeholders miss out on the possibility to directly discuss suggestions and concerns with their peers. They can not respond to issues raised by others or expand on their ideas.

The missing discussion also means that conflicts in the visions of stakeholders can not be resolved immediately. While a single stakeholder can raise their concerns with the video's creators and start a discussion with them, they are unable to confer with other stakeholders. This means that conflicting

mental models between such stakeholders would need to be resolved in a separate manner.

Another disadvantage of asynchronous viewing is the fact that stakeholders need to record their thoughts themselves. This means that a way to record stakeholders' comments is needed. Such a collaborative system could for example work through annotations that viewers can add to relevant video sections.

Additionally, stakeholders might not understand the video's contents correctly. Such misunderstandings can not be rectified immediately when the video is watched asynchronously. Instead, another discussion, at least via e-mail, is required.

C. Research Goal

Both methods of watching vision videos presented in this paper have major advantages and disadvantages. It is not possible to objectively decide which method is superior.

Ultimately, the two presented methods are best suited for different use cases. Synchronous viewings most closely simulate the traditional use of vision videos. They fulfill the same purpose and should develop similar results. Asynchronous viewings can support the requirements elicitation process when it is hard to find a time at which all stakeholders can attend the same meeting.

A combination of the two methods could present the most suitable method for using vision videos in online settings. By sharing the video with stakeholders they can prepare themselves for the conjoined meeting. Misalignments between the vision presented in the video and a stakeholder's mental model can be detected before the meeting, meaning that they can point to the relevant video sections. Additionally, they can also develop ideas expanding on the video's contents or decide on any shown variants. This way, the synchronous meeting can be reduced to a compact discussion between stakeholders which in turn should lead to more ideas being discussed in a shorter amount of time.

The most important use case for asynchronous meetings is the elicitation of requirements from crowds. When dealing with large numbers of stakeholders, it is often impossible to organize and conduct a synchronous meeting. Discussions between individual stakeholders are also impossible due to the scale of the requirements engineering process. Letting crowds of stakeholders watch vision videos asynchronously enables each individual stakeholder to contribute their ideas and suggestions. A system recording these comments is still necessary but can also include automatic aggregations of the given data. This way, requirements engineers can easily gather high quality data from a crowd of stakeholders.

D. Threats to Validity

There are a number of limitations to our results. In this section, we discuss these threats to validity according to the four types defined by Wohlin et al. [17].

a) *Construct Validity*: The construct validity of our results is threatened by the fact that the answers to our questionnaire heavily rely on self reporting. Aspects like the

tendency to change one's opinion after discussions with peers were not measured by any objective metrics. Instead, participants simply reported on a likert scale. Another threat is that during individual sessions, participants may not understand the video's content, so that they cannot make immediate decisions after watching (see figure 1). To mitigate this threat, the researcher asked the participant to recall the variants first. If they still have difficulty making a decision, the interviewer provided necessary descriptions in key words. Moreover, bad video quality can lead to contents not being shown clearly. This may lead to requirements being misunderstood. To check whether participants perceived video quality to be an issue, we asked them question about video quality. As results in section IV-C show, most participants rated the video quality positively. This indicates that this threat did not exist in the context of our experiment.

b) *Internal Validity*: The results of our experiment could have been effected by participants' fatigue or boredom. To minimize this threat to validity we kept the execution time of our experiment as short as possible. Not a single participant took longer than 30 minutes. Another threat to the internal validity of our results is that the outcome of discussions between participants is not objective. Arguments given for or against a particular variant shown in the vision video are solely based on the opinion of the participants. Repeating the experiment with a different set of test subjects might lead to a different outcome. However, we do not expect a change to the observed advantages and disadvantages of each method.

c) *Conclusion Validity*: A major threat to the conclusion validity of our results is the small sample size. Our preliminary experiment only included 16 participants. We still found a number of advantages and disadvantages of both methods presented in this paper. Moreover, for the results of participants taking part in the individual interviews, we counted all arguments mentioned. We did not differentiate between already mentioned points and completely new notions. Nevertheless, arguments that are expressed multiple times still present meaningful feedback. Concerns shared by a number of stakeholders can be seen as more important than those only mentioned once.

d) *External Validity*: Our selection of participants also threatens the external validity of this research. Most of them study or work in STEM related fields. As for the attendees of our group session simulating synchronous viewing of vision videos, we purposefully selected participants who did not know each other before the experiment. This ensured that participants did not have an inclination to respond to particular other participants who they had already discussed other topics with. Furthermore, most participants of our experiment revealed that they had been involved in software development processes before taking part. They are more likely to be familiar with the role of stakeholders. Conducting the experiment with participants less familiar with development processes might lead to different discussions. However, we do not expect this to have impacted the usefulness of our methods.

VI. CONCLUSION

Vision videos can be used as a way to create a shared understanding between stakeholders. The video itself can be used as the foundation for discussions on the design of a new system. However, the use of vision videos in times of social distancing has not been fully explored in scientific research.

In this paper, we present concepts for two different methods of using vision videos in online settings. We expand on the advantages and disadvantages of both synchronous and asynchronous viewing of videos and conduct a preliminary experiment. We observed participants watching a vision video in a between-groups design. One group watched the video synchronously, while the other group watched in individual sessions.

Our results indicate clear advantages of both methods. Synchronous viewings most closely simulate traditional vision video meetings where all relevant stakeholders meet in person to watch the video. Asynchronous viewings enable vision videos to be used with large numbers of stakeholders, when the sheer number of participants would prohibit a conjoined meeting due to scheduling constraints. Using vision videos and asynchronous viewing, requirements can be elicited from crowds. Both methods facilitate distributed teams to use vision videos without having to meet in person and therefore without major travel costs.

The experiment presented in this paper is only a preliminary one. A larger experiment with practitioners would lead to more refined results. We also seek to evaluate whether our concepts are transferable to in-person uses of vision videos. Watching the video asynchronously before a shorter synchronous meeting could reduce the time required of stakeholders. The use of our concepts for crowds of stakeholders should also be investigated further. Finally, a collaborative system to collect the feedback from stakeholders who watch the vision video asynchronously is yet to be developed.

ACKNOWLEDGMENT

This work was supported by the Deutsche Forschungsgemeinschaft (DFG) under Grant No.: 289386339, project ViViUse.

REFERENCES

- [1] F. Paetsch, A. Eberlein, and F. Maurer, "Requirements engineering and agile software development," in *WET ICE 2003. Proceedings. Twelfth IEEE International Workshops on Enabling Technologies: Infrastructure for Collaborative Enterprises, 2003*. IEEE, 2003, pp. 308–313.
- [2] A. Van Lamsweerde, "Requirements engineering in the year 00: A research perspective," in *Proceedings of the 22nd international conference on Software engineering*, 2000, pp. 5–19.
- [3] O. Karras, K. Schneider, and S. A. Fricker, "Representing software project vision by means of video: A quality model for vision videos," *Journal of Systems and Software*, vol. 162, p. 110479, 2020.
- [4] O. Brill, K. Schneider, and E. Knauss, "Videos vs. Use Cases: Can Videos Capture More Requirements under Time Pressure?" in *Requirements Engineering: Foundation for Software Quality*, vol. 6182. Berlin, Heidelberg: Springer Berlin Heidelberg, 2010, pp. 30–44.
- [5] K. Schneider, O. Karras, A. Finger, and B. Zibell, "Reframing societal discourse as requirements negotiation: Vision statement," in *2017 IEEE 25th International Requirements Engineering Conference Workshops (REW)*, 2017, pp. 188–193.
- [6] E. C. Groen, J. Doerr, and S. Adam, "Towards crowd-based requirements engineering a research preview," in *International Working Conference on Requirements Engineering: Foundation for Software Quality*. Springer, 2015, pp. 247–253.
- [7] I. Todoran, N. Seyff, and M. Glinz, "How cloud providers elicit consumer requirements: An exploratory study of nineteen companies," in *2013 21st IEEE International Requirements Engineering Conference (RE)*. IEEE, 2013, pp. 105–114.
- [8] O. Creighton, M. Ott, and B. Bruegge, "Software Cinema-Video-based Requirements Engineering," in *14th IEEE International Requirements Engineering Conference (RE'06)*. Minneapolis/St. Paul, MN: IEEE, Sep. 2006, pp. 109–118.
- [9] H. Xu, O. Creighton, N. Boulila, and R. Demmel, "User model and system model: the yin and yang in user-centered software development," in *Proceedings of the 2013 ACM international symposium on New ideas, new paradigms, and reflections on programming & software - Onward! '13*. Indianapolis, Indiana, USA: ACM Press, 2013, pp. 91–100.
- [10] C. Keimel, J. Habigt, C. Horch, and K. Diepold, "QualityCrowd - A framework for crowd-based quality evaluation," in *2012 Picture Coding Symposium*. Krakow: IEEE, May 2012, pp. 245–248.
- [11] W. S. Lasecki, M. Gordon, D. Koutra, M. F. Jung, S. P. Dow, and J. P. Bigham, "Glance: rapidly coding behavioral video with the crowd," in *Proceedings of the 27th annual ACM symposium on User interface software and technology*. Honolulu Hawaii USA: ACM, Oct. 2014, pp. 551–562.
- [12] D. H. Gruenfeld, E. A. Mannix, K. Y. Williams, and M. A. Neale, "Group Composition and Decision Making: How Member Familiarity and Information Distribution Affect Process and Performance," *Organizational Behavior and Human Decision Processes*, vol. 67, no. 1, pp. 1–15, Jul. 1996.
- [13] C. Toma and F. Butera, "Hidden Profiles and Concealed Information: Strategic Information Sharing and Use in Group Decision Making," *Personality and Social Psychology Bulletin*, vol. 35, no. 6, pp. 793–806, Jun. 2009.
- [14] C. Clark, N. Strudler, and K. Grove, "Comparing Asynchronous and Synchronous Video vs. Text Based Discussions in an Online Teacher Education Course," *Journal of Asynchronous Learning Networks*, vol. 19, no. 3, p. 22, 2015.
- [15] E. Ezin, I. Palomares, and J. Neve, "Group decision making with collaborative-filtering 'in the loop': interaction-based preference and trust elicitation," in *2019 IEEE International Conference on Systems, Man and Cybernetics (SMC)*, 2019, pp. 4044–4049.
- [16] O. Karras, S. Polst, and K. Späth, "Using vision videos in a virtual focus group: Experiences and recommendations," *Softwaretechnik-Trends*, vol. 41, 2020.
- [17] C. Wohlin, P. Runeson, M. Höst, M. C. Ohlsson, B. Regnell, and A. Wesslén, *Experimentation in Software Engineering*. Berlin, Heidelberg: Springer Berlin Heidelberg, 2012.
- [18] K. Schneider, M. Busch, O. Karras, M. Schrapel, and M. Rohs, "Refining vision videos," in *Requirements Engineering: Foundation for Software Quality*, E. Knauss and M. Goedicke, Eds. Springer International Publishing, 2019, pp. 135–150.