

VisEvent: Reliable Object Tracking via Collaboration of Frame and Event Flows

Xiao Wang¹, Jianing Li^{1,2}, Lin Zhu^{1,2}, Zhipeng Zhang³, Zhe Chen⁴, Xin Li¹,
Yaowei Wang^{1*}, Yonghong Tian^{1,2}, Feng Wu^{1,5}

¹Peng Cheng Laboratory, Shenzhen, China

²Department of Computer Science and Technology, Peking University, Beijing, China

³NLPR, Institute of Automation, Chinese Academy of Sciences

⁴The University of Sydney, Australia

⁵University of Science and Technology of China, Hefei, China

Abstract

Different from visible cameras which record intensity images frame by frame, the biologically inspired event camera produces a stream of asynchronous and sparse events with much lower latency. In practice, the visible cameras can better perceive texture details and slow motion, while event cameras can be free from motion blurs and have a larger dynamic range which enables them to work well under fast motion and low illumination. Therefore, the two sensors can cooperate with each other to achieve more reliable object tracking. In this work, we propose a large-scale Visible-Event benchmark (termed VisEvent) due to the lack of a realistic and scaled dataset for this task. Our dataset consists of 820 video pairs captured under low illumination, high speed, and background clutter scenarios, and it is divided into a training and a testing subset, each of which contains 500 and 320 videos, respectively. Based on VisEvent, we transform the event flows into event images and construct more than 30 baseline methods by extending current single-modality trackers into dual-modality versions. More importantly, we further build a simple but effective tracking algorithm by proposing a cross-modality transformer, to achieve more effective feature fusion between visible and event data. Extensive experiments on the proposed VisEvent dataset, and two simulated dataset (i.e., OTB-DVS and VOT-DVS), validated the effectiveness of our model. The dataset and source code will be available at our project page: <https://sites.google.com/view/viseventtrack/>.




Figure 1. Illustration of complementary characteristics of Visible and Event cameras. (a-c) are relatively simple for Event cameras, while (d) are easy for Visible cameras.

1. Introduction

Visual tracking aims at locating the initialized object in the first frame with a bounding box and adjusts the box to better fit the target object for subsequent video frames. It has been widely used in many applications, including intelligent video surveillance, robotics, and autonomous vehicles. Although it has achieved great process with the help of deep learning, however, existing trackers [65, 68, 69, 74] still suffer from challenging scenarios such as *low illumination*, *fast motion*, *background clutter*.

To handle aforementioned challenges, some researchers resort to the biologically inspired event cameras like Dynamic Vision Sensors (DVS) [48] for target object tracking [6, 9, 10, 57, 73]. Different from regular visible cameras which record an intensity image in a *frame* manner (high latency, i.e., 10-20 ms), the event cameras output a *stream of asynchronous events*. The pixels of event cameras are

*Corresponding author: Yaowei Wang. Email: wangx-tianyh}@pcl.ac.cn,
iaocvpr@foxmail.com, {wangyw, lijianing, linzhu}@pku.edu.cn,
zhangzhipeng2017@ia.ac.cn, fengwu@ustc.edu.cn.
zhe.chen1@sydney.edu.au, xinlihitsz@gmail.com,

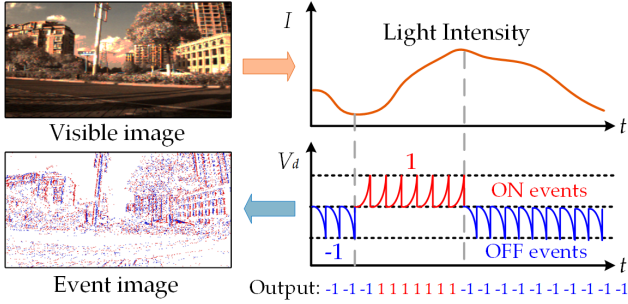


Figure 2. Sampling mechanisms of visible and event cameras. Each pixel in visible image records the light intensity (I) in a synchronous way; while each pixel in the biologically inspired event camera asynchronously reflects the changes in lighting intensity. Usually, we use 1/-1 to denote ON/OFF event (enhancement/diminished light). V_d is the neuronal membrane potential.

sending information independently only when visual intensity changes (also called an event). Therefore, the event sensors excel at capturing the motion information with very low latency ($1 \mu s$) and are almost free from the trouble of motion blur. It also requires much less energy, bandwidth, and computation. In addition, DVS sensors also outperform the visible cameras on dynamic range (140 vs 60dB), which enables them to work effectively even in poor illumination conditions. The advantages of the latency, resource consumption, and operation environments make the event cameras more suitable for target tracking in challenging scenarios. The comparison of the imaging quality and sampling mechanism of the two sensors are given in Fig. 1 and Fig. 2 respectively, to help readers better understand their unique advantages.

Despite benefits, the event cameras can't capture the slow motion or static objects and lack fine-grained texture information which are also very important for high-performance tracking. Therefore, the integration of visible cameras and DVS sensors is an intuitive idea for reliable object tracking. There are already several works [10, 29, 49, 73] developed based on this setting, but their experiments are conducted on simulation data or several simple videos. Their performance on real data in the wild is still unknown. The development of this field is rather slow compared with visible camera based tracking due to the lack of a large-scale Visible-Event based object tracking dataset.

In this work, we first propose a large-scale neuromorphic tracking benchmark which contains 820 Visible and Event video sequence pairs, termed VisEvent. This dataset fully reflects the challenging factors in the real world like motion blur, fast and slow motion, low illumination, high dynamic range, background clutter, etc. It contains 17 attributes and mainly focuses on traffic scenes, thus the target objects are mainly person and vehicles. To construct a comprehensive benchmark, we also record some videos from the indoor

scene. In total, our dataset contains 371, 128 frames. We split them into the training and testing subset, each of them contains 500 and 320 video pairs respectively. Due to the lack of baseline methods to be compared for future works, we extend current visible camera based trackers into dual-modality versions with different fusion strategies like early, middle, and late fusion.

Based on VisEvent dataset, we further build a novel and effective baseline method by developing a cross-modality transformer module. As shown in Fig. 6, the cross-modality transformer boosts the message passing and feature fusion between visible frame and event flows significantly. Following the framework of binary classification based tracking [33, 53], we train an online classifier to discriminate whether the given proposal is a target object or not. The tracking results can be ensured by choosing the best-scored proposal. Similar operations are conducted for the rest of frames and events until the end of testing video.

Generally speaking, the contributions of this paper can be concluded as the following three aspects:

- We propose a large-scale neuromorphic tracking dataset that contains 820 Visible-Event videos. It is the first large-scale Visible-Event benchmark dataset collected from real world for single object tracking.
- We propose a simple but effective baseline tracker by developing a cross-modality transformer module that can fully exploit the unique information of different modalities for robust tracking. It is the first work to validate the successful application of cross-modality transformer in the visible-event tracking problem.
- We construct multiple dual-modality based trackers (*more than 30*) for future works to compare under various tracking pipelines (e.g., correlation filter based, binary classification based, and Siamese matching based trackers) and fusion strategies (e.g., early, middle, and late fusion).

2. Related Work

In this section, we first give a brief review on Visible and Event cameras based tracking respectively. Then, we discuss the trackers developed based on combining event and visible cameras. More related works can be found in recent surveys [20, 43, 45].

Visible Camera based Tracking. Most of the current trackers are developed based on RGB cameras and track the target object frame by frame. Traditional RGB trackers use hand-crafted features for target representation but perform poorly in challenging scenarios. Among them, correlation filter (CF) based trackers dominate the tracking field due to their high efficiency and good performance. Many classical CF trackers are proposed in this stage, like Staple [2], CSR-DCF [51], etc. After that, the deep learning trackers, especially the Siamese network based trackers began to occupy the top positions of various benchmarks. From the

early SiamFC [3], SINT [60] to recent SiamRPN++ [37], DiMP [4], Siam RCNN [62], these trackers attain better results one after another. However, their performance under low-illumination, fast motion, and low resolution is still unsatisfactory. Many works are proposed to handle these issues like active hard sample generation [58, 67] and de-blur [24], however, the existing algorithm can't address these issues well due to the bad imaging quality of RGB cameras. Other sensors are also explored for tracking task, including high frame rate cameras (short for HFR, larger than 200 FPS) [34], thermal cameras [39], and depth cameras [50], but HFR cameras are sensitive to illumination, thermal cameras are expensive, and depth cameras are also helpless for high speed and low light, which limit their wide applications in practical scenarios.

Event Camera based Tracking. Compared with RGB trackers, few people pay attention to tracking based on event cameras. Chen et al. [9, 10] propose the Adaptive Time-Surface with Linear Time Decay (ATSLTD) event-to-frame conversion algorithm for event frame construction and re-detect the target object when model drifting. The synchronous Time-Surface with Linear Time Decay (TSLTD) representation is explored and fed into a CNN-LSTM network for 5-DoF object motion regression in [9]. To handle the issue of local search in event based tracking, the authors of [56] propose a data-driven, global sliding window based detector to help re-detect the target object when it re-enters the field-of-view of the camera. [1, 8] explore the high speed feature tracking with DVS sensors. Cao et al. [7] propose a target tracking controller based on spiking neural network which can be deployed on autonomous robots. Jiang et al. [32] also propose a tracking framework that contains the offline-trained detector and an online-trained tracker which complement each other. Although these trackers work well in simple scenarios, however, their performance on large-scale tracking benchmarks is still unknown. Also, the performance of these models on track the objects that rarely move or are stationary is still alarming.

Tracking by Combining Visible and Event Cameras. Joint utilizing the two sensors for robust tracking is an intuitive idea and the initial verification has been obtained in the following work. For example, [21, 22] first propose asynchronous photometric feature tracking with event and RGB sensors. Liu et al. [49] also attempt to extract candidate ROIs from RGB frames and event flows simultaneously for more accurate tracking. Huang et al. [29] develop an SVM-based tracker using re-constructed samples for an online update and candidate search locations mining from event flows with a CeleX sensor. DashNet [73] is developed based on parallel SNN and CNN tracking and fusion which can run at 2083 FPS on neuromorphic chips. Their work fully demonstrates the vast potential of Visible-Event tracking in practical applications.

These works have made preliminary explorations in this direction, however, their experiments are conducted on several simple real videos or simulation data, as shown in Table 1. Their results on really challenging scenarios are still unknown, also, their work lacks proper baseline methods to compare. We believe our proposed dataset and baseline algorithm will be a good platform for the research in this direction.

3. VisEvent Tracking Dataset

3.1. Protocols

The VisEvent is developed to provide a dedicated platform for the training and evaluation of Visible-Event tracking algorithms. Therefore, we obey the following protocols when constructing our benchmark: **1). Large-scale:** It is important to provide a huge amount of video sequences for data-hungry deep trackers. We collect 820 video pairs with average 450 frames for each video. **2). High-quality dense annotations:** Our dataset is densely annotated for each frame and is independently checked by a professional labeling company and two PhDs. **3). Short-term & long-term tracking:** Our dataset contains 709 and 111 videos for short-term and long-term tracking which will be beneficial for constructing a robust and flexible tracker. **4). Long-tail distribution:** In our real world, pedestrians, and vehicles are more related to our life and the two categories occupy the majority of our videos. **5). The balance between dual-modalities:** Since the VisEvent contains two modalities, the balance of difficult videos for each modality is very important. The cases where tracking with single modality can already realize high performance should be avoided. **6). Comprehensive baselines:** We construct multiple baselines for future work to compare by extending visible trackers into its dual-modality version with various fusion strategies. Also, we propose a simple but effective cross-modality transformer based tracker as our advanced baseline approach.




Figure 3. (a). The DVS camera used for data collection; (b). RGB frames and event flows output from DVS sensor.

3.2. Data Collection and Annotation

Based on aforementioned protocols, we first collect multiple video sequences with DVS (Dynamic Vision Sensors,

Table 1. Comparison of existing event datasets for object tracking. # denotes the number of corresponding item.

Datasets	Year	Project	#Videos	#RGB-Frames	#Resolution	#Attributes	Aim	Absent	Real	Public
VOT-DVS [28]	2016	Link	60	-	240×180	-	Eval	✗	✗	✓
TD-DVS [28]	2016	Link	77	-	240×180	-	Eval	✗	✗	✓
Ulster [49]	2016	-	1	9,000	240×180	-	Eval	✗	✓	✗
EED [52]	2018	Link	7	234	240×180	-	Eval	✗	✓	✓
VisEvent (Ours)	2021	Link	820	371,127	346×260	17	Train/Eval	✓	✓	✓

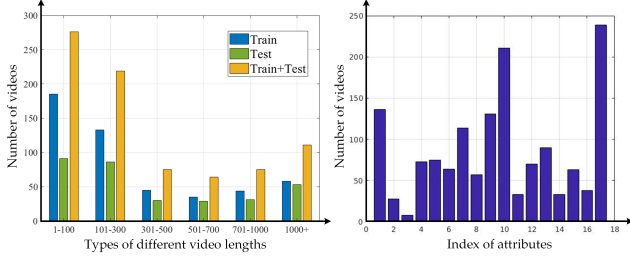


Figure 4. Distribution of the proposed VisEvent dataset.

as shown in Fig. 3), which can output visible video frames and event flows simultaneously. It is worthy to note that two streams are generated from a single sensor and are already aligned by the hardware. Therefore, no external processing operations like registration in spatial and temporal view are needed. The resolution of dual modalities are 346×260 . The target objects are *UAV, Hand, Pen, Bottle, Tank, Toy, Car, Tennis, Pedestrian, Badminton, Basketball, Book, Plant, Shoes, Phone, Laptop, Bag* and *Cat*. Parts of them are visualized in Fig. 1 and more samples can be found in our supplementary material and demo videos.

After acquiring these videos, we first transform the output file format **.aedit4* into RGB and event frames **.bmap* and then select video clips which contain a consistent target object as one sequence. The annotation for each frame is fulfilled by a professional label company and two authors of this work checked all the annotations frame by frame. Rough annotations will be adjusted again to further ensure the accuracy of our dataset. Some samples of our dataset are visualized in Fig. 5.

3.3. Attribute Definition

As shown in Table 2, there are totally 17 attributes defined in our proposed VisEvent dataset. For the RGB cameras, our dataset reflects many popular attributes in single object tracking, such as camera motion, rotation, scale variation, occlusion. For the event cameras, since it is challenging for tracking the static target object, we introduce the attribute NMO (NO Motion) to evaluate the tracking performance under this situation. Other motion related challenges are also considered, including FM (Fast Motion), MB (Motion Blur), BOM (background object motion). Our dataset also reflects the scenarios under different lighting conditions, such as LI (Low Illumination), OE (Over Exposure), and IV (Illumination Variation). It is worthy to note that all

our videos are with low resolution (i.e., 346×260) compared with resolution 1280×720 in GOT-10K [30] due to the limitation of hardware. Therefore, we do not explicitly list low-resolution attributes in Table 2. The distribution of each attribute in our dataset will be presented in subsequent sections and visualized in Fig. 4.

Table 2. Description of 17 attributes in our VisEvent dataset.

Attributes	Definition
01. CM	Abrupt motion of the camera
02. ROT	Target object rotates in the video
03. DEF	The target is deformable
04. FOC	Target is fully occluded
05. LI	Low illumination
06. OV	The target completely leaves the video sequence
07. POC	Partially occluded
08. VC	Viewpoint change
09. SV	Scale variation
10. BC	Background clutter
11. MB	Motion blur
12. ARC	The ratio of bounding box aspect ratio is outside the range [0.5, 2]
13. FM	The motion of the target is larger than the size of its bounding box
14. NMO	No motion
15. IV	Illumination variation
16. OE	Over exposure
17. BOM	Influence of background object motion for Event camera

3.4. Statistical Analysis

As shown in Fig. 4 (left sub-figure), our proposed VisEvent tracking dataset contains 820 video sequence pairs (371,128 RGB frames totally), the minimum, maximum, and average length are 18, 6246, and 450 frames, respectively. The frame rate of visible videos is about 25 FPS. For the distribution of video length, we have 276, 222, 76, 65, 75, 111 videos for diverse ranges, i.e., [1-100, 101-300, 301-500, 501-700, 701-1000, 1000+]. We can find that our dataset is suitable for the evaluation of both short-term and long-term tracking. For the challenging factors, we have [136, 28, 8, 73, 75, 64, 114, 57, 131, 211, 33, 70, 90, 33, 63, 38, 239] videos for the 17 attributes listed in Table 2, respectively. Our dataset contains many videos with camera motion, background clutter, scale variation, occlusion, and motion of distractors. Experimental results in section 5 show that the visual tracking problem in these scenarios is far from being solved.

4. Methodology

In this section, we first give an introduction to the motivation and overview of our tracking algorithm in section




Figure 5. Samples of our VisEvent tracking dataset.

4.1. Then, we will dive into the details of input representation in section 4.2, newly proposed cross-modality transformer module in section 4.3, and different fusion strategies for visible-event tracking in section 4.4, respectively. After that, we further investigate the implementation details in training and testing phase in section 4.5.

4.1. Motivation and Overview

Based on our proposed VisEvent dataset, we first extend current trackers which are developed for RGB videos into dual-modality versions, and evaluate their results (details can be found in Section 4.4). According to the experimental results, we observe that existing trackers are less effective on our dataset even though deep neural networks and regular attention modules are used. For instance, as shown in Fig. 7, the SiamRPN++ [37] and SuperDiMP [4] only attains 0.578|0.412 and 0.491|0.321 on precision and success plot, respectively. MDNet [53] with channel and spatial attention only achieves 0.458|0.274 and 0.457|0.272, as listed in Table 5. How to design a more effective information fusion module for the visible-event tracking is still a question worth exploring.

In this work, we first give an introduction to the representation of event flows and visible images in section 4.2. We simply use the event images transformed from event flows to fuse with visible images. As described in section 4.3, we propose a simple but effective feature fusion module to achieve interactive learning via information propagation between dual-modalities, termed cross-modality transformer. As shown in Fig. 6, we first extract the feature representations of visible and event images using CNN. Then, the candidate proposals are sampled and fed into the RoI align

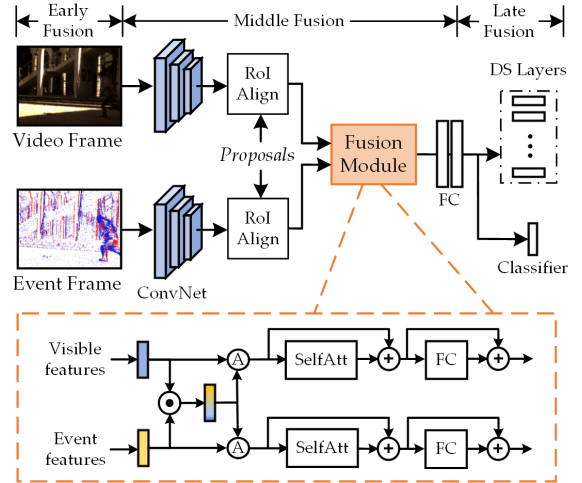


Figure 6. An overview of our proposed tracking framework via collaboration of visible frame and event flows.

module for instance feature extraction. Afterwards, we attain the base vector m with element-wise multiplication operations based on the given feature representations of dual modalities. The base vector is used as the query vector to attend the two modalities (context vector) respectively to realize the interaction and transmission of information flows. After that, we use self-attention layers to boost the internal connections of each modality. Lastly, the two features are concatenated and fed into the classifier for tracking.

4.2. Input Representation

Given the synchronous video frames and asynchronous event flows, how to represent and adaptively fuse the two

modalities is the key for successful and reliable visual tracking on the VisEvent. From the perspective of perception principle, the visible cameras capture the global scene by recording the intensity of all pixels in a *frame* manner. Usually, the CNN is used to extract its feature representations, for example, the RT-MDNet [33] uses three convolutional layers as their backbone network. Different from visible sensors, the event cameras asynchronously captures the variation in log-scale intensity (I), in other words, each pixel will output a discrete event independently when the visual change exceeds a threshold (θ):

$$||\log(I_{t+1}) - \log(I_t)|| \geq \theta \quad (1)$$

In practice, we use a 4-tuple $\{x, y, t, p\}$ to represent the discrete event of a pixel captured with DVS, where the x, y are spatial coordinates, t is the timestamp, and p is the polarity of brightness variation, i.e., 1 and -1 are used to denote the ON event (increase) and OFF event (decrease) respectively. A comparison of sampling mechanism of visible and event cameras is visualized in Fig. 2.

To fully utilize the benefits of CNN, previous event trackers [9, 10, 56] usually transform the asynchronous event flows into synchronous *event image* by stacking the events in a fixed time interval. In this work, we also adopt such transformation to get the event images but focus on designing novel feature fusion modules for high-performance tracking. We provide a preprocessing script in our supplementary materials to help readers better understand this step. In the subsequent subsection, we will introduce our proposed cross-modality transformer for interactive dual-modal information propagation.

4.3. Cross-Modality Transformer for Fusion

Following RT-MDNet [33], we take the three convolutional layers as the shared backbone of our tracker. Once we obtain the feature representation of dual modalities, we can directly fuse them for tracking. However, the dual features are extracted independently thus lack of interactive feature learning which may limit its representation ability. Many works demonstrate that joint feature learning between multi-modal data will bring more powerful feature representation. Inspired by previous works [59, 61], the Cross-Modality Transformer (termed CMT) is proposed in this work to enhance the message passing between dual-modalities. This module is developed based on attention mechanism which targets at retrieving information from *context vectors* y_j based on *query* x . Usually, we can first compute the similarity score a_j between the query x and context vector y_j using MLP layers. Then, this score will be normalized with Softmax operator. Finally, the context vectors will be weighted and summed as the output of an attention layer: $Att_{X \rightarrow Y}(x, \{y_j\}) = \sum_j \alpha_j y_j$. The widely used *self-attention layer* [66] is a special case of attention

family, as its query vector x is actually from the context vectors.

In our scenario, we have dual-modality features which can be used to attend to each other using cross-attention model, i.e., from RGB to event, and from event to RGB. As shown in Fig. 6, the features of RGB frame and event flows are firstly fed into a cross-attention model to guide the information propagation along both directions. Formally, we use F_v and F_e to denote the initial feature obtained from CNN backbone network. Then, these two feature maps are added along the channel dimension and reshaped into feature vectors \tilde{F}_v and \tilde{F}_e . A base vector m can be attained by element-wise product between input features of dual-modalities, i.e., $m = \tilde{F}_v \odot \tilde{F}_e$. The base vector m is used as the query feature to attend the context vectors, i.e., visible and event features respectively:

$$\tilde{F}_e = CrossAtt_{V \rightarrow E}(m, F_e), \tilde{F}_v = CrossAtt_{E \rightarrow V}(m, F_v) \quad (2)$$

Therefore, the joint cross-modality representations can be attained with cross-attention model which can align the dual-modalities by exchanging the information.

To boost the internal connections, we introduce the self-attention layers [66] based on the output of cross-attention model:

$$\mathcal{F}_e = SelfAtt_{E \rightarrow E}(\tilde{F}_e, \tilde{F}_e), \mathcal{F}_v = SelfAtt_{V \rightarrow V}(\tilde{F}_v, \tilde{F}_v) \quad (3)$$

For simplicity, we take the event feature \tilde{F}_e as an example and similar operations are implemented for visible features. Specifically speaking, we first use two FC layers with weights W_h and W_g to process the input \tilde{F}_e separately. The output will be fed into a Softmax layer and multiplied with the results of another branch (i.e., $W_o * \tilde{F}_e$). Finally, we feed this results into a FC layer with weights W_p to get the attended event features. Aforementioned process can be summarized as:

$$\mathcal{F}_e = W_p(Softmax((W_h * \tilde{F}_e) * (W_g * \tilde{F}_e)) * (W_o * \tilde{F}_e)) \quad (4)$$

where W_p, W_h, W_g and W_o are weights of different FC layers, $*$ is the multiplication operation, *Softmax* denotes Softmax layer. Then, we feed the attended features into the FC layers to output final feature vectors.

4.4. Baseline Construction

Due to there is no code released for event related tracking, in this work, we construct many baseline trackers by fusing visible frames and event flows for future works to compare.

Representative Trackers: Three kinds of representative tracking frameworks are explored in this work: 1). *Binary Classification based Trackers:* MDNet [53], RT-MDNet [33], VITAL [58], Meta-Tracker [54], and MANet [40]. 2). *Correlation Filter based Trackers:* KCF [27],

STRCF [41], MOSSE [5], CSK [26], CN [17], DAT [55], LDES [47]. 3). *Siamese Matching based Trackers*: SiamFC [3], SiamFC++ [71], SiamRPN [38], SiamRPN++ [37] (AlexNet, ResNet50, and Long-term versions), ATOM [15], DIMP [4], PrDIMP [16], SiamRCNN [62], Ocean [76], and SiamDW [75].

Various Fusion Strategies: Three kinds of fusion strategies are considered when extending the aforementioned trackers, including: **1). Early Fusion** denotes the strategy that fuses the input data before feeding them into the tracking model. In this paper, two kinds of operations are explored, more detail, we first simply *add* or *concatenate* corresponding RGB and event frame as one unified data for tracking. Therefore, existing RGB trackers can be directly tested as baseline algorithms to compare for future works. **2). Middle Fusion** is also termed *Feature Fusion* and it is widely used in current multi-modal fusion methods. In this work, we consider the following approaches for fusion. (a)*Concat* : We simply concatenate the features of dual-modalities to get the fused representation for tracking. (b)*Add* : The two features are added together as the final features. (c) 1×1 *Conv* : The convolutional layer with kernel 1×1 is used for fusing the feature maps. (d)*CAtten* : The widely used channel attention is employed for fusion. (e)*SAtten* : Spatial attention is used for feature fusion. **3). Late Fusion** (or response fusion) target at combining the *response score* or *activation map* output from tracking model.

4.5. Implementation Details

In this work, we follow binary classification based tracking framework [33] and conduct tracking by discriminating the given proposal is a target object or not. In the training phase, we introduce a set of domain-specific layers (DS layers) for each video sequence to learn the shared features which are only used in the training phase. The *binary cross-entropy loss* and *instance embedding loss* are used for the optimization of our network. we refer the readers to check their paper for the details of the two loss functions [33]. For our baseline, we first extend MDNet into dual-modality and train it on training subset of VisEvent for 50 epochs. Learning rate is 0.0001, batch size: 8, other parameters are default. The training costs about 3 hours. For the first frame, we extract 500 pos. and 5000 neg. samples and train an online classifier for 50 iterations. For other trackers, the LF and MF based trackers are trained on VisEvent with its default settings. We adopt the pre-trained models of EF based trackers for the testing. All extended trackers will be released to help researchers re-produce our experiments.

In the test phase, we train an online classifier using samples extracted from the first frame. For the subsequent frames, we extract proposals with the Gaussian sampling method around tracking result of the previous frame, then, feed them into the classifier to get the response score. The

proposal with the maximum score will be chosen as the tracking result of the current frame. In addition, we also use *hard sample mining* and *online update strategy* for better tracking.

5. Experiments

5.1. Dataset and Evaluation Metric

In this work, our tracker is trained on the training subset of our proposed VisEvent dataset which contains 500 video sequences. For the testing, we evaluated on the test subset (320 videos) of **VisEvent**, and also two simulated tracking datasets, i.e., the **OTB-DVS** and **VOT-DVS**. We adopt simulation toolkit V2E [18] to complete the conversion. Two popular metrics are adopted for the evaluation of tracking performance, including **Precision Plot** and **Success Plot**. Specifically, Precision Plot illustrates the percentage of frames where the center location error between the object location and ground truth is smaller than a pre-defined threshold (default value is 20-pixel). Success Plot demonstrates the percentage of frames the IoU of the predicted and the ground truth bounding boxes is higher than a given ratio.

5.2. Benchmark Comparison

Results on VisEvent dataset. In this work, we construct multiple baseline methods for future works to compare on our dataset and report part of these results in Fig. 7. Specifically, we can find that the correlation filter based trackers achieve lower scores on this benchmark due to the manually designed features used in their model, such as HOG, gray pixels, etc. With the help of the deep features, the binary classification based trackers achieve better performance than correlation filter based trackers. For example, the MDNet [53], VITAL [58], RT-MDNet [33] get 0.631|0.428, 0.620|0.417, 0.563|0.354 respectively, while the CN [17] and KCF [27] only achieve 0.460|0.270 and 0.454|0.260.

Interestingly, we also find that the Siamese network based trackers usually occupy the top few rankings of other datasets, but not always very prominent on our dataset. Among of them, the SiamRPN++ [37] achieves 0.541|0.381, 0.578|0.412, and 0.542|0.389, when AlexNet [36], ResNet50 [25], and long-term versions are evaluated. These results are significantly worse than MDNet and its multiple extensions which may demonstrate that the number of layers of the backbone network is not the most important role for Visible-Event tracking. The long-term version of SiamRPN++ did not increase the overall score when comparing with its short-term version. This phenomenon fully demonstrates the challenge of our proposed tracking dataset. Compared with these works, we can attain better results with the help of the CMT module, i.e., 0.635|0.433 on

precision and success plot respectively. Our results are even better than DiMP50 [4] which is a very strong tracker developed based on deep residual networks (50 layers, Ours: 3 convolutional layers). These results fully demonstrate the effectiveness and advantages of our proposed baseline tracker.

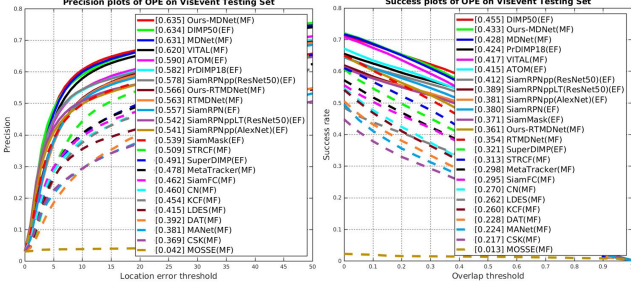


Figure 7. Tracking results on the proposed VisEvent dataset (part of the constructed baselines are reported in this figure). EF and MF denotes the early and middle fusion strategy used for the extension of corresponding tracker respectively. Best viewed by zooming in.

Results on Artificial OTB-DVS [70] and VOT-DVS [35]. To comprehensively validate the effectiveness of our model, we also test it on two popular tracking datasets, including OTB-DVS and VOT-DVS dataset, and report their AUC score in Table 3. Specifically, we can find that our model achieves 0.68 and 0.33 based on RGB videos and Event images, respectively, on the OTB-DVS. The better results can be obtained if both of them are used, i.e., 0.69 on this dataset. For the VOT-DVS, we get 0.39, 0.18, and 0.43 on these three settings, respectively. These results fully demonstrate the effectiveness of event flows for the improvement of tracking performance.

Table 3. AUC of OTB-DVS and VOT-DVS datasets.

Dataset	RGB	Event	Both	Dataset	RGB	Event	Both
OTB-DVS	0.68	0.33	0.69	VOT-DVS	0.39	0.18	0.43

5.3. Ablation Study

Influence of Input Modalities: In this work, we report the tracking results with single modality to validate the effectiveness of combining visible and event sensors. As shown in Table 4, the baseline tracker MDNet achieves 0.608|0.414 when only visible frames are used, and the overall performance can be improved to 0.631|0.428 when the event images are also used. These experimental results fully demonstrate the useful clues provided by event flows. In contrast, the tracker attains 0.464|0.282 when event flow is only used for tracking. It is significantly worse than tracking results with visible cameras which demonstrates that only the event sensors are not enough for practical tracking. Because it can only capture where events occurred in the scene and provide outline shape information. This information is very important for tracking but we still need the

Table 4. Component analysis of our tracking model.

Index	Frame	Event	CMT	MDNet	RT-MDNet
①	✓			0.608 0.414	0.540 0.344
②		✓		0.464 0.282	0.383 0.218
③	✓	✓		0.631 0.428	0.563 0.354
④	✓	✓	✓	0.635 0.433	0.566 0.361

appearance and detailed texture information to discriminate the target object from other distractors. Similar conclusions can also be drawn from the results based on RT-MDNet. Therefore, it will be an interesting research direction of reliable object tracking by the collaboration of video frame and event flows.

Influence of Cross-Modality Transformer: To better understand the contributions of the feature fusion module in our proposed trackers, we integrate it with MDNet and RT-MDNet to check its influence on final tracking. The tracking results are reported in Table 4. When integrated into MDNet, clearly, its results 0.631|0.428 can be improved to 0.635|0.433. It also helps RT-MDNet by improving the results from 0.563|0.354 to 0.566|0.361. These results demonstrate the effectiveness of the feature-level information fusion module CMT for the tracking task.

Influence of Challenging Factors: In this work, 17 attributes are considered for the VisEvent tracking dataset. Due to limited space in this paper, we report eight of them in Fig. 8, including *low illumination*, *over exposure*, *illumination variation*, *fast motion*, *camera motion*, *background clutter*, *motion blur* and *background object motion*. It is easy to find that our proposed tracker attains the top-5 even the best tracking performance under these attributes. These results demonstrate the effectiveness of our proposed modules for tracking under extremely challenging scenarios.

Table 5. Results with different fusion methods based on MDNet.

Method	Concat	Add	1×1 Conv	CAtt	SAtt
Pre. Plot	0.631	0.474	0.620	0.458	0.457
Suc. Plot	0.428	0.289	0.424	0.274	0.272

Influence of Fusion Strategies: In this section, we consider the following feature information fusion approaches based on MDNet [53] for robust tracking: 1). *Concatenate*; 2). *Add*; 3). 1×1 *Conv* : the convolutional layer with kernel 1×1 ; 4). *CAtt* : channel attention; 5). *SAtt* : spatial attention. According to Table 5, we can find that the simple concatenate of dual features can bring the best tracking performance, i.e., 0.631|0.428. Interestingly, the add, channel attention, and spatial attention all achieve inferior results. We think this may be caused by the fact that the event images only provides shape information and it may hurt the visible features by simple add, and two modal information are saved to the greatest extent with concatenate operation.

Efficiency Analysis: Due to the proposed CMT is a general module for visible-event tracking, therefore, its efficiency mainly depends on the used baseline tracker. For

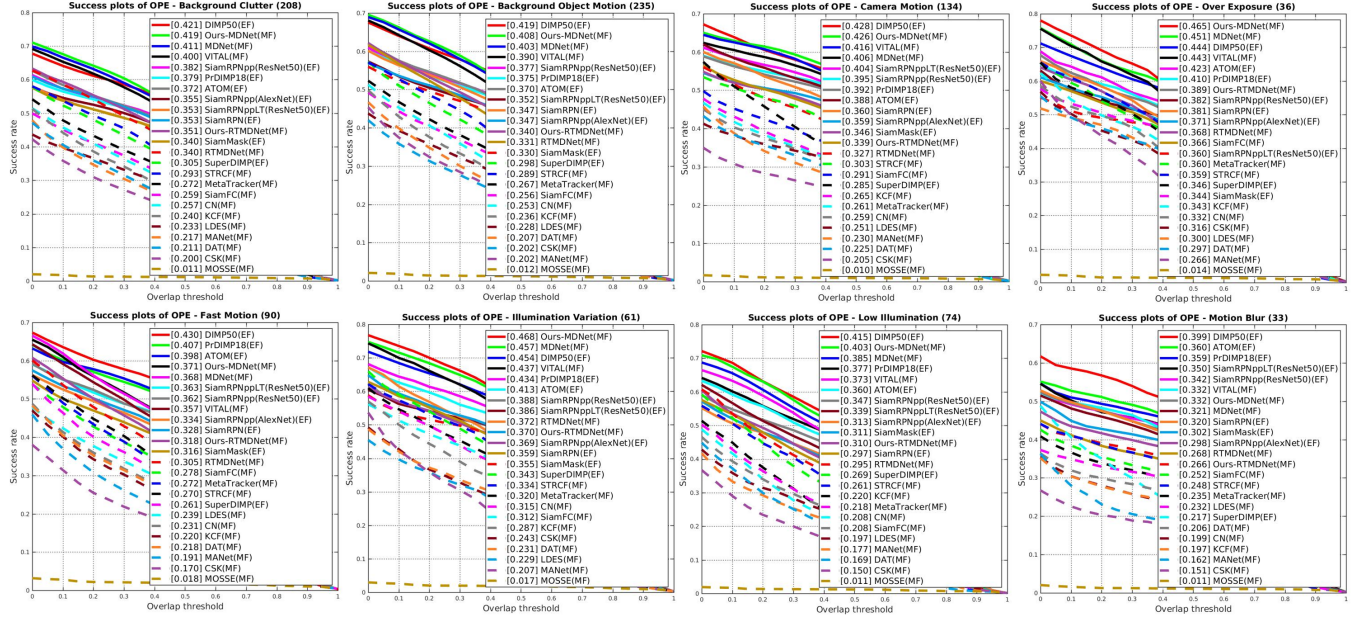


Figure 8. Tracking results under different challenging scenarios. Best viewed by zooming in.

example, when integrating our CMT into dual-modality RT-MDNet, it can run at about 14 FPS. With the help of CMT, we achieve the best tracking performance on the proposed benchmark dataset.

Visualization: In addition to the aforementioned quantitative analysis, in Fig. 9, we also give some visualization of tracking results of ours and compared trackers. We can find that current strong trackers PrDiMP50 [16], SuperDiMP [4], and SiamRPN++ [37] are still suffer from motion blur, fast motion and low illumination, etc. The on-line trackers MDNet [53], VITAL [58], and ours can handle these scenarios with the help of event images.




Figure 9. Visualization of ours and other strong trackers.

6. Conclusion and Future Works

In this paper, we propose a new and large-scale object tracking benchmark by combing the visible and event sensors. It targets at providing the characteristic of high dynamic range and high temporal resolution for standard visible cameras with biologically inspired event cameras. This will widely extend the applications of current visual trackers in practical scenarios, such as high speed, low light, and clutter background. Our dataset contains 820 video pairs that are collected with DVS cameras and it involving

multiple types of objects and scenarios. We provide multiple baseline methods by extending current state-of-the-art trackers into dual-modality versions. In addition, we also design a simple but effective baseline tracker by developing cross-modality transformer modules for interactive feature learning and fusion. Extensive experiments on the proposed VisEvent dataset fully demonstrate its good performance. We hope this work will boost the development of object tracking based on neuromorphic cameras. In our future works, we will continue to explore new architectures of pure spiking neural networks for this tracking task.

References

- [1] Ignacio Alzugaray Lopez and Margarita Chli. Haste: multi-hypothesis asynchronous speeded-up tracking of events. In *31st British Machine Vision Virtual Conference (BMVC 2020)*, page 744. ETH Zurich, Institute of Robotics and Intelligent Systems, 2020.
- [2] Luca Bertinetto, Jack Valmadre, Stuart Golodetz, Ondrej Miksik, and Philip HS Torr. Staple: Complementary learners for real-time tracking. In *Proceedings of the IEEE conference on computer vision and pattern recognition*, pages 1401–1409, 2016.
- [3] Luca Bertinetto, Jack Valmadre, Joao F Henriques, Andrea Vedaldi, and Philip HS Torr. Fully-convolutional siamese networks for object tracking. In *European conference on computer vision*, pages 850–865. Springer, 2016.
- [4] Goutam Bhat, Martin Danelljan, Luc Van Gool, and Radu Timofte. Learning discriminative model prediction for tracking. In *Proceedings of the IEEE International Conference on Computer Vision*, pages 6182–6191, 2019.

- [5] David S Bolme, J Ross Beveridge, Bruce A Draper, and Yui Man Lui. Visual object tracking using adaptive correlation filters. In *2010 IEEE computer society conference on computer vision and pattern recognition*, pages 2544–2550. IEEE, 2010.
- [6] Luis A Camuñas-Mesa, Teresa Serrano-Gotarredona, Sio-Hoi Ieng, Ryad Benosman, and Bernabé Linares-Barranco. Event-driven stereo visual tracking algorithm to solve object occlusion. *IEEE transactions on neural networks and learning systems*, 29(9):4223–4237, 2017.
- [7] Zhiqiang Cao, Long Cheng, Chao Zhou, Nong Gu, Xu Wang, and Min Tan. Spiking neural network-based target tracking control for autonomous mobile robots. *Neural Computing and Applications*, 26(8):1839–1847, 2015.
- [8] William Oswaldo Chamorro Hernandez, Juan Andrade-Cetto, and Joan Solà Ortega. High-speed event camera tracking. In *Proceedings of the The 31st British Machine Vision Virtual Conference*, pages 1–12, 2020.
- [9] Haosheng Chen, David Suter, Qiangqiang Wu, and Hanzi Wang. End-to-end learning of object motion estimation from retinal events for event-based object tracking. In *Proceedings of the AAAI Conference on Artificial Intelligence*, volume 34, pages 10534–10541, 2020.
- [10] Haosheng Chen, Qiangqiang Wu, Yanjie Liang, Xinbo Gao, and Hanzi Wang. Asynchronous tracking-by-detection on adaptive time surfaces for event-based object tracking. In *Proceedings of the 27th ACM International Conference on Multimedia*, pages 473–481, 2019.
- [11] Zedu Chen, Bineng Zhong, Guorong Li, Shengping Zhang, and Rongrong Ji. Siamese box adaptive network for visual tracking. In *Proceedings of the IEEE/CVF Conference on Computer Vision and Pattern Recognition*, pages 6668–6677, 2020.
- [12] Janghoon Choi, Junseok Kwon, and Kyoung Mu Lee. Visual tracking by tridentalign and context embedding. In *Proceedings of the Asian Conference on Computer Vision*, 2020.
- [13] Yutao Cui, Cheng Jiang, Limin Wang, and Gangshan Wu. Fully convolutional online tracking. *arXiv preprint arXiv:2004.07109*, 2020.
- [14] Kenan Dai, Yunhua Zhang, Dong Wang, Jianhua Li, Huchuan Lu, and Xiaoyun Yang. High-performance long-term tracking with meta-updater. In *Proceedings of the IEEE/CVF Conference on Computer Vision and Pattern Recognition*, pages 6298–6307, 2020.
- [15] Martin Danelljan, Goutam Bhat, Fahad Shahbaz Khan, and Michael Felsberg. Atom: Accurate tracking by overlap maximization. In *Proceedings of the IEEE Conference on Computer Vision and Pattern Recognition*, pages 4660–4669, 2019.
- [16] Martin Danelljan, Luc Van Gool, and Radu Timofte. Probabilistic regression for visual tracking. In *Proceedings of the IEEE/CVF Conference on Computer Vision and Pattern Recognition*, pages 7183–7192, 2020.
- [17] Martin Danelljan, Fahad Shahbaz Khan, Michael Felsberg, and Joost Van de Weijer. Adaptive color attributes for real-time visual tracking. In *Proceedings of the IEEE Conference on Computer Vision and Pattern Recognition*, pages 1090–1097, 2014.
- [18] Tobi Delbruck, Yuhuang Hu, and Zhe He. V2e: From video frames to realistic dvs event camera streams. *arXiv preprint arXiv:2006.07722*, 2020.
- [19] Xingping Dong, Jianbing Shen, Ling Shao, and Fatih Porikli. Clnet: A compact latent network for fast adjusting siamese trackers. In *Proceedings of the European Conference on Computer Vision (ECCV)*, 2020.
- [20] G Gallego, T Delbruck, GM Orchard, C Bartolozzi, B Taba, A Censi, S Leutenegger, A Davison, J Conradt, K Daniilidis, et al. Event-based vision: A survey. *IEEE Transactions on Pattern Analysis and Machine Intelligence*, 2020.
- [21] Daniel Gehrig, Henri Rebecq, Guillermo Gallego, and Davide Scaramuzza. Asynchronous, photometric feature tracking using events and frames. In *Proceedings of the European Conference on Computer Vision (ECCV)*, pages 750–765, 2018.
- [22] Daniel Gehrig, Henri Rebecq, Guillermo Gallego, and Davide Scaramuzza. Ekl: Asynchronous photometric feature tracking using events and frames. *International Journal of Computer Vision*, 128(3):601–618, 2020.
- [23] Dongyan Guo, Jun Wang, Ying Cui, Zhenhua Wang, and Shengyong Chen. Siamcar: Siamese fully convolutional classification and regression for visual tracking. In *Proceedings of the IEEE/CVF Conference on Computer Vision and Pattern Recognition*, pages 6269–6277, 2020.
- [24] Qing Guo, Wei Feng, Zhihao Chen, Ruijun Gao, Liang Wan, and Song Wang. Effects of blur and deblurring to visual object tracking. *arXiv preprint arXiv:1908.07904*, 2019.
- [25] Kaiming He, Xiangyu Zhang, Shaoqing Ren, and Jian Sun. Deep residual learning for image recognition. In *Proceedings of the IEEE conference on computer vision and pattern recognition*, pages 770–778, 2016.
- [26] Joao F Henriques, Rui Caseiro, Pedro Martins, and Jorge Batista. Exploiting the circulant structure of tracking-by-detection with kernels. In *European conference on computer vision*, pages 702–715. Springer, 2012.
- [27] Joao F Henriques, Rui Caseiro, Pedro Martins, and Jorge Batista. High-speed tracking with kernelized correlation filters. *IEEE Transactions on Pattern Analysis Machine Intelligence*, 37(3):583–596, 2015.
- [28] Yuhuang Hu, Hongjie Liu, Michael Pfeiffer, and Tobi Delbruck. Dvs benchmark datasets for object tracking, action recognition, and object recognition. *Frontiers in neuroscience*, 10:405, 2016.
- [29] Jing Huang, Shizheng Wang, Menghan Guo, and Shoushun Chen. Event-guided structured output tracking of fast-moving objects using a celex sensor. *IEEE Transactions on Circuits and Systems for Video Technology*, 28(9):2413–2417, 2018.
- [30] Lianghua Huang, Xin Zhao, and Kaiqi Huang. Got-10k: A large high-diversity benchmark for generic object tracking in the wild. *IEEE Transactions on Pattern Analysis and Machine Intelligence*, 2019.
- [31] Shuai Jia, Chao Ma, Yibing Song, and Xiaokang Yang. Robust tracking against adversarial attacks. *arXiv preprint arXiv:2007.09919*, 2020.

- [32] Rui Jiang, Xiaozheng Mou, Shunshun Shi, Yueyin Zhou, Qinyi Wang, Meng Dong, and Shoushun Chen. Object tracking on event cameras with offline-online learning. *CAAI Transactions on Intelligence Technology*, 2020.
- [33] Ilchae Jung, Jeany Son, Mooyeol Baek, and Bohyung Han. Real-time mdnet. In *Proceedings of the European conference on computer vision (ECCV)*, pages 83–98, 2018.
- [34] Hamed Kiani Galoogahi, Ashton Fagg, Chen Huang, Deva Ramanan, and Simon Lucey. Need for speed: A benchmark for higher frame rate object tracking. In *Proceedings of the IEEE International Conference on Computer Vision*, pages 1125–1134, 2017.
- [35] Matej Kristan, Jiri Matas, Ales Leonardis, Michael Felsberg, Roman Pflugfelder, Joni-Kristian Kamarainen, Luka ˇCehovin Zajc, Ondrej Drbohlav, Alan Lukezic, Amanda Berg, et al. The seventh visual object tracking vot2019 challenge results. In *Proceedings of the IEEE/CVF International Conference on Computer Vision Workshops*, pages 0–0, 2019.
- [36] Alex Krizhevsky, Ilya Sutskever, and Geoffrey E Hinton. Imagenet classification with deep convolutional neural networks. *Advances in neural information processing systems*, 25:1097–1105, 2012.
- [37] Bo Li, Wei Wu, Qiang Wang, Fangyi Zhang, Junliang Xing, and Junjie Yan. Siamrpn++: Evolution of siamese visual tracking with very deep networks. In *Proceedings of the IEEE Conference on Computer Vision and Pattern Recognition*, pages 4282–4291, 2019.
- [38] Bo Li, Junjie Yan, Wei Wu, Zheng Zhu, and Xiaolin Hu. High performance visual tracking with siamese region proposal network. In *Proceedings of the IEEE Conference on Computer Vision and Pattern Recognition*, pages 8971–8980, 2018.
- [39] Chenglong Li, Xinyan Liang, Yijuan Lu, Nan Zhao, and Jin Tang. Rgb-t object tracking: benchmark and baseline. *Pattern Recognition*, 96:106977, 2019.
- [40] Chenglong Li, Andong Lu, Aihua Zheng, Zhengzheng Tu, and Jin Tang. Multi-adaptor rgbt tracking. In *ICCV Workshops*, pages 2262–2270, 2019.
- [41] Feng Li, Cheng Tian, Wangmeng Zuo, Lei Zhang, and Ming-Hsuan Yang. Learning spatial-temporal regularized correlation filters for visual tracking. In *Proceedings of the IEEE conference on computer vision and pattern recognition*, pages 4904–4913, 2018.
- [42] Peixia Li, Boyu Chen, Wanli Ouyang, Dong Wang, Xiaoyun Yang, and Huchuan Lu. Gradnet: Gradient-guided network for visual object tracking. In *The IEEE International Conference on Computer Vision (ICCV)*, October 2019.
- [43] Peixia Li, Dong Wang, Lijun Wang, and Huchuan Lu. Deep visual tracking: Review and experimental comparison. *Pattern Recognition*, 76:323–338, 2018.
- [44] Qiang Li, Zekui Qin, Wenbo Zhang, and Wen Zheng. Siamese keypoint prediction network for visual object tracking. *arXiv preprint arXiv:2006.04078*, 2020.
- [45] Xi Li, Weiming Hu, Chunhua Shen, Zhongfei Zhang, Anthony Dick, and Anton Van Den Hengel. A survey of appearance models in visual object tracking. *Acm Transactions on Intelligent Systems Technology*, 4(4):478–488, 2013.
- [46] Xin Li, Chao Ma, Baoyuan Wu, Zhenyu He, and Ming-Hsuan Yang. Target-aware deep tracking. In *Proceedings of the IEEE/CVF Conference on Computer Vision and Pattern Recognition*, pages 1369–1378, 2019.
- [47] Yang Li, Jianke Zhu, Steven CH Hoi, Wenjie Song, Zhefeng Wang, and Hantang Liu. Robust estimation of similarity transformation for visual object tracking. In *Proceedings of the AAAI conference on artificial intelligence*, volume 33, pages 8666–8673, 2019.
- [48] P. Lichtsteiner, C. Posch, and T. Delbruck. A 128×128 120 db 15 μ s latency asynchronous temporal contrast vision sensor. *IEEE Journal of Solid-State Circuits*, 43(2):566–576, 2008.
- [49] Hongjie Liu, Diederik Paul Moeys, Gautham Das, Daniel Neil, Shih-Chii Liu, and Tobi Delbrück. Combined frame- and event-based detection and tracking. In *2016 IEEE International Symposium on Circuits and Systems (ISCAS)*, pages 2511–2514. IEEE, 2016.
- [50] Alan Lukezic, Ugur Kart, Jani Kapyla, Ahmed Durmush, Joni-Kristian Kamarainen, Jiri Matas, and Matej Kristan. Cdtb: A color and depth visual object tracking dataset and benchmark. In *Proceedings of the IEEE International Conference on Computer Vision*, pages 10013–10022, 2019.
- [51] Alan Lukezic, Tomas Vojir, Luka ˇCehovin Zajc, Jiri Matas, and Matej Kristan. Discriminative correlation filter with channel and spatial reliability. In *Proceedings of the IEEE Conference on Computer Vision and Pattern Recognition*, pages 6309–6318, 2017.
- [52] Anton Mitrokhin, Cornelia Fermüller, Chethan Parameshwara, and Yiannis Aloimonos. Event-based moving object detection and tracking. In *2018 IEEE/RSJ International Conference on Intelligent Robots and Systems (IROS)*, pages 1–9. IEEE, 2018.
- [53] Hyeonseob Nam and Bohyung Han. Learning multi-domain convolutional neural networks for visual tracking. In *Proceedings of the IEEE Conference on Computer Vision and Pattern Recognition*, pages 4293–4302, 2016.
- [54] Eunbyung Park and Alexander C. Berg. Meta-tracker: Fast and robust online adaptation for visual object trackers. In *The European Conference on Computer Vision (ECCV)*, September 2018.
- [55] Horst Possegger, Thomas Mauthner, and Horst Bischof. In defense of color-based model-free tracking. In *Proceedings of the IEEE Conference on Computer Vision and Pattern Recognition*, pages 2113–2120, 2015.
- [56] Bharath Ramesh, Shihao Zhang, Zhi Wei Lee, Zhi Gao, Garrick Orchard, and Cheng Xiang. Long-term object tracking with a moving event camera. In *Bmvc*, page 241, 2018.
- [57] Bharath Ramesh, Shihao Zhang, Hong Yang, Andres Ussa, Matthew Ong, Garrick Orchard, and Cheng Xiang. e-tld: Event-based framework for dynamic object tracking. *arXiv preprint arXiv:2009.00855*, 2020.
- [58] Yibing Song, Chao Ma, Xiaohe Wu, Lijun Gong, Linchao Bao, Wangmeng Zuo, Chunhua Shen, Rynson WH Lau, and Ming-Hsuan Yang. Vital: Visual tracking via adversarial learning. In *Proceedings of the IEEE conference on computer vision and pattern recognition*, pages 8990–8999, 2018.

- [59] Hao Tan and Mohit Bansal. Lxmert: Learning cross-modality encoder representations from transformers. In *Proceedings of the 2019 Conference on Empirical Methods in Natural Language Processing and the 9th International Joint Conference on Natural Language Processing (EMNLP-IJCNLP)*, pages 5103–5114, 2019.
- [60] Ran Tao, Efstratios Gavves, and Arnold WM Smeulders. Siamese instance search for tracking. In *Proceedings of the IEEE Conference on Computer Vision and Pattern Recognition*, pages 1420–1429, 2016.
- [61] Ashish Vaswani, Noam Shazeer, Niki Parmar, Jakob Uszkoreit, Llion Jones, Aidan N Gomez, Łukasz Kaiser, and Illia Polosukhin. Attention is all you need. In *Proceedings of the 31st International Conference on Neural Information Processing Systems*, pages 6000–6010, 2017.
- [62] Paul Voigtlaender, Jonathon Luiten, Philip HS Torr, and Bastian Leibe. Siam r-cnn: Visual tracking by re-detection. In *Proceedings of the IEEE/CVF Conference on Computer Vision and Pattern Recognition*, pages 6578–6588, 2020.
- [63] Ning Wang, Yibing Song, Chao Ma, Wengang Zhou, Wei Liu, and Houqiang Li. Unsupervised deep tracking. In *Proceedings of the IEEE conference on computer vision and pattern recognition*, pages 1308–1317, 2019.
- [64] Qiang Wang, Li Zhang, Luca Bertinetto, Weiming Hu, and Philip HS Torr. Fast online object tracking and segmentation: A unifying approach. In *Proceedings of the IEEE Conference on Computer Vision and Pattern Recognition*, pages 1328–1338, 2019.
- [65] Xiao Wang, Zhe Chen, Jin Tang, Bin Luo, Yaowei Wang, Yonghong Tian, and Feng Wu. Dynamic attention guided multi-trajectory analysis for single object tracking. *IEEE Transactions on Circuits and Systems for Video Technology*, 2021.
- [66] Xiaolong Wang, Ross Girshick, Abhinav Gupta, and Kaiming He. Non-local neural networks. In *Proceedings of the IEEE conference on computer vision and pattern recognition*, pages 7794–7803, 2018.
- [67] Xiao Wang, Chenglong Li, Bin Luo, and Jin Tang. Sint++: Robust visual tracking via adversarial positive instance generation. In *Proceedings of the IEEE conference on computer vision and pattern recognition*, pages 4864–4873, 2018.
- [68] Xiao Wang, Xiujun Shu, Zhipeng Zhang, Bo Jiang, Yaowei Wang, Yonghong Tian, and Feng Wu. Towards more flexible and accurate object tracking with natural language: Algorithms and benchmark. In *Proceedings of the IEEE/CVF Conference on Computer Vision and Pattern Recognition*, pages 13763–13773, 2021.
- [69] Xiao Wang, Jin Tang, Bin Luo, Yaowei Wang, Yonghong Tian, and Feng Wu. Tracking by joint local and global search: A target-aware attention based approach. *IEEE transactions on neural networks and learning systems*, 2021.
- [70] Yi Wu, Jongwoo Lim, and Ming-Hsuan Yang. Object tracking benchmark. *IEEE Transactions on Pattern Analysis and Machine Intelligence*, 37(9):1834–1848, 2015.
- [71] Yinda Xu, Zeyu Wang, Zuoxin Li, Ye Yuan, and Gang Yu. Siamfc++: Towards robust and accurate visual tracking with target estimation guidelines. In *AAAI*, pages 12549–12556, 2020.
- [72] Tianyu Yang, Pengfei Xu, Runbo Hu, Hua Chai, and Anton B Chan. Roam: Recurrently optimizing tracking model. In *Proceedings of the IEEE/CVF Conference on Computer Vision and Pattern Recognition*, pages 6718–6727, 2020.
- [73] Zheyu Yang, Yujie Wu, Guanrui Wang, Yukuan Yang, Guoqi Li, Lei Deng, Jun Zhu, and Luping Shi. Dashnet: A hybrid artificial and spiking neural network for high-speed object tracking. *arXiv preprint arXiv:1909.12942*, 2019.
- [74] Zhipeng Zhang, Yihao Liu, Xiao Wang, Bing Li, and Weiming Hu. Learn to match: Automatic matching network design for visual tracking. In *Proceedings of the IEEE International Conference on Computer Vision*, 2021.
- [75] Zhipeng Zhang and Houwen Peng. Deeper and wider siamese networks for real-time visual tracking. In *Proceedings of the IEEE Conference on Computer Vision and Pattern Recognition*, pages 4591–4600, 2019.
- [76] Zhipeng Zhang and Houwen Peng. Ocean: Object-aware anchor-free tracking. In *European Conference on Computer Vision*, 2020.
- [77] Zheng Zhu, Qiang Wang, Bo Li, Wei Wu, Junjie Yan, and Weiming Hu. Distractor-aware siamese networks for visual object tracking. In *Proceedings of the European Conference on Computer Vision (ECCV)*, pages 101–117, 2018.

A. Comparison with Other Dual-Modality Tracking

As shown in Table 10, we give a direct comparison between RGB-Event and other dual-modal tracking tasks, i.e., RGB-Thermal, RGB-Depth. These two tasks also attempt to fuse dual-modalities for robust object tracking. Specifically, the thermal sensor is able to sense the temperature of the surface of the object and not affected by the illumination. Therefore, it has a long sensing distance and works well in the night time. However, this sensor is sensitive to thermal cross-over, i.e., the image quality is bad when the target object has similar temperature with background, and motion blur. The high price is also one of the reasons restricting its wide application. The depth sensors can perceive objects well in 3D space, however, it may only work well in local space due to the fact that its sensing distance is limited. Also, it can't handle the issue of low light and high speed.

The Event cameras, such as the Dynamic Vision Sensor (DVS) [48], are bio-inspired vision sensors that output pixel-level brightness changes instead of standard intensity frames. They offer significant advantages over standard cameras, namely a very high dynamic range, no motion blur, and a latency in the order of microseconds. The following tutorials are recommended to have a general understanding on Event cameras: https://www.youtube.com/watch?v=D6rv6q9XyWU&ab_channel=NeuromorphicWorkshopTelluride.

The study on object tracking using Event cameras is a new arising topic, therefore, many problems are needed to be addressed to achieve reliable object tracking in the challenging scenarios. For example, how to represent the event flows to fully exploit the spatio-temporal information, how to design efficient neural networks like spiking neural networks for effective feature learning. More importantly, there are still no public large-scale realistic visible-event dataset and baseline methods for object tracking which seriously limited the development of this research direction. In this work, we propose a large-scale benchmark dataset termed VisEvent to handle this problem, some sample images are visualized in Fig. 5. In addition, we also construct multiple baseline trackers by extending visible trackers into dual-modality versions. The details and extended trackers will be introduced in following sections.

A.1. Benchmark Results

Due to there is no code released for event related tracking, in this work, we construct a number of baseline trackers by fusing RGB and event for future works to compare. Following previous Event based trackers [9, 10, 56], we transform the event flow into *event images* by stacking the events around each RGB frame in a fixed time interval, which will

be convenient to fuse with RGB based trackers. Furthermore, three kinds of tracking algorithms are explored in this work, and the experimental results and detailed information can be found in Fig. 11 and Table 6, respectively.

A.2. Attribute Analysis

As shown in Fig. 12, we report the evaluated trackers under all the defined 17 attributes on VisEvent dataset. We can find that the SiamRCNN [62] achieves better results on most of the challenging factors, like Camera Motion, Deformation, Fast Motion, and Over Exposure, etc. This demonstrate that joint local and global search strategies are very important for visual tracking task. Our proposed method also attain better results on Over Exposure, Low Illumination, Illumination Variation, Background Object Motion, and Background Clutter. These experiments on attribute analysis fully demonstrate the effectiveness of proposed CMT module for visible-event object tracking.

A.3. Visualization

As shown in Fig. 13, we can find that the tracking results is good when combing both visual and event images. For example, the UAV in the clutter branch of trees, vehicle at far distance, and package in the dark room.

Tasks	Advantages	Disadvantages
RGB-Thermal	<ul style="list-style-type: none"> Sensing distance is far, about several hundred meters and above Not sensitive to light, could work in night time 	<ul style="list-style-type: none"> The price is expensive, and a set of system costs more than \$15000 Sensitive to thermal cross-over Sensitive to motion blur
RGB-Depth	<ul style="list-style-type: none"> Can better perceive close objects 	<ul style="list-style-type: none"> Limited sensing distance, about several meters to tens of meters Sensitive to low light and high speed
RGB-Event	<ul style="list-style-type: none"> Biologically inspired, with strong interpretability Asynchronous pulse delivery, more sensitive to motion information, no motion blur High dynamic range, work in low illumination Sensing distance is far, about several hundred meters 	<ul style="list-style-type: none"> Short of good representations of event flows Short of large-scale reality tracking dataset Short of good spiking neural network model, limited ways for robust feature learning

Figure 10. Comparison between RGB-Event and other multi-modal tracking settings (i.e., RGB-Thermal, RGB-Depth).

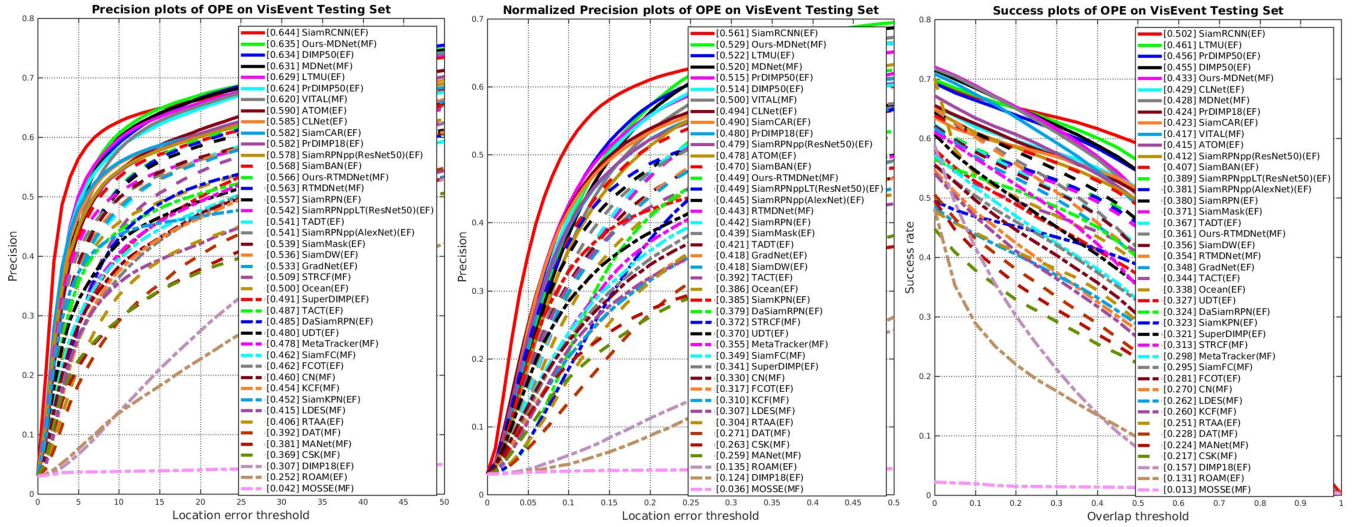


Figure 11. Benchmark results on the proposed VisEvent dataset. Best viewed by zooming in.

Table 6. Summary of evaluated trackers on VisEvent tracking dataset. The Precision Plot, Normalized Precision Plot, and Success Plot are reported respectively. EF, MF, and LF denotes early fusion, middle fusion, and late fusion.

Index	Tracker	Publication	Feature	Update	Pretrain	Search	Fusion	Results		
001	SiamRCNN [62]	CVPR-2020	ResNet-50	✗	✓	Local + Global	EF	0.644	0.561	0.502
002	SuperDiMP [4]	ICCV-2019	ResNet-50	✓	✓	Local	EF	0.491	0.341	0.321
003	LTMU [14]	CVPR-2020	ResNet-50	✓	✓	Local + Global	EF	0.629	0.522	0.461
004	PrDiMP50 [16]	CVPR-2020	ResNet-50	✓	✓	Local	EF	0.624	0.515	0.456
005	DiMP50 [4]	ICCV-2019	ResNet-50	✓	✓	Local	EF	0.634	0.514	0.455
006	TACT [12]	ACCV-2020	ResNet-50	✗	✓	Local + Global	EF	0.487	0.392	0.344
007	SiamBAN [11]	CVPR-2020	ResNet-50	✗	✓	Local	EF	0.568	0.470	0.407
008	CLNet [19]	ECCV-2020	ResNet-50	✗	✓	Local	EF	0.585	0.494	0.429
009	ATOM [15]	CVPR-2019	ResNet-50	✗	✓	Local	EF	0.590	0.478	0.415
010	SiamKPN [44]	arXiv-2020	ResNet-50	✗	✓	Local	EF	0.452	0.385	0.323
011	SiamCAR [23]	CVPR-2020	ResNet-50	✗	✓	Local	EF	0.582	0.490	0.423
012	SiamMask [64]	CVPR-2019	ResNet-50	✗	✓	Local	EF	0.539	0.439	0.371
013	Ocean [76]	ECCV-2020	ResNet-50	✗	✓	Local	EF	0.500	0.386	0.338
014	VITAL [58]	CVPR-2018	CNN-3	✓	✓	Local	MF	0.620	0.500	0.417
015	Meta-Tracker [54]	ECCV-2018	CNN-3	✓	✓	Local	MF	0.478	0.355	0.298
016	SiamDW [75]	CVPR-2019	Res22W	✗	✓	Local	EF	0.536	0.418	0.356
017	RT-MDNet [33]	ECCV-2018	CNN-3	✓	✓	Local	MF	0.563	0.443	0.354
018	GradNet [42]	ICCV-2019	CNN-5	✓	✓	Local	EF	0.533	0.418	0.348
019	DaSiamRPN [77]	ECCV-2018	ResNet-50	✗	✓	Local	EF	0.485	0.379	0.324
020	FCOT [13]	arXiv-2020	ResNet-50	✗	✓	Local	EF	0.462	0.317	0.281
021	SiamFC [3]	ECCVW-2016	CNN-5	✗	✓	Local	MF	0.462	0.349	0.295
022	SiamRPN [38]	CVPR-2018	ResNet-50	✗	✓	Local	EF	0.557	0.442	0.380
023	UDT [63]	CVPR-2019	CNN-5	✗	✓	Local	EF	0.480	0.370	0.327
024	RTAA [31]	ECCV-2018	ResNet-50	✗	✓	Local	EF	0.406	0.304	0.251
025	KCF [27]	TPAMI-2015	HOG	✓	✗	Local	MF	0.454	0.310	0.260
026	ROAM [72]	CVPR-2020	ResNet-50	✗	✓	Local	EF	0.252	0.135	0.131
027	MOSSE [5]	CVPR-2010	Gray	✓	✗	Local	MF	0.042	0.036	0.013
028	CSK [26]	ECCV-2012	Gray	✓	✗	Local	MF	0.369	0.263	0.217
029	MANet [40]	ICCVW-2019	CNN-3	✓	✓	Local	MF	0.381	0.259	0.224
030	DAT [55]	CVPR-2015	Gray	✓	✗	Local	MF	0.392	0.271	0.228
031	LDES [47]	AAAI-2019	HOG + CN	✓	✗	Local	MF	0.415	0.307	0.262
032	CN [17]	CVPR-2014	CN	✓	✗	Local	MF	0.460	0.330	0.270
033	STRCF [41]	CVPR-2018	HOG + CN	✓	✗	Local	MF	0.509	0.372	0.313
034	SiamRPN++ [37]	CVPR-2019	ResNet-50	✗	✓	Local	EF	0.578	0.479	0.412
035	SiamRPN++ [37]	CVPR-2019	AlexNet	✗	✓	Local	EF	0.541	0.445	0.381
036	SiamRPN++ [37]	CVPR-2019	ResNet50-LT	✗	✓	Local	EF	0.542	0.445	0.381
037	MDNet [53]	CVPR-2016	CNN-3	✓	✓	Local	LF	0.565	0.449	0.371
038	MDNet [53]	CVPR-2016	CNN-3	✓	✓	Local	MF	0.631	0.520	0.428
039	TADT [46]	CVPR-2019	VGG-16	✓	✓	Local	EF	0.541	0.421	0.367




Figure 12. Attribute analysis of our and other SOTA trackers on the proposed VisEvent dataset. Best viewed by zooming in.




Figure 13. Visualization of our proposed tracker and other state-of-the-art trackers on the VisEvent dataset.