

Bayesian Inference using the Proximal Mapping: Uncertainty Quantification under Varying Dimensionality

Maoran Xu^{*} Hua Zhou[†] Yujie Hu[‡] Leo L. Duan[§]

March 3, 2025

Abstract

In statistical applications, it is common to encounter parameters supported on a varying or unknown dimensional space. Examples include the fused lasso regression, the matrix recovery under an unknown low rank, etc. Despite the ease of obtaining a point estimate via the optimization, it is much more challenging to quantify their uncertainty — in the Bayesian framework, a major difficulty is that if assigning the prior associated with a p -dimensional measure, then there is zero posterior probability on any lower-dimensional subset with dimension $d < p$; to avoid this caveat, one needs to choose another dimension-selection prior on d , which often involves a highly combinatorial problem. To significantly reduce the modeling burden, we propose a new generative process for the prior: starting from a continuous random variable such as multivariate Gaussian, we transform it into a varying-dimensional space using the proximal mapping. This leads to a large class of new Bayesian models that can directly exploit the popular frequentist regularizations and their algorithms, such as the nuclear norm penalty and the alternating direction method of multipliers, while providing a principled and probabilistic uncertainty estimation. We show that this framework is well justified in the geometric measure theory, and enjoys a convenient posterior computation via the standard Hamiltonian Monte Carlo. We demonstrate its use in the analysis of the dynamic flow network data.

KEY WORDS: Concentration of Lipschitz Functions, Generalized Density, Generalized Projection, Hausdorff Dimension, Non-expansiveness.

1 Introduction

Modern statistical applications often involve data that are high dimensional. To allow signal recovery under a relatively low sample size, one often needs to assume the parameter $\theta \in \mathbb{R}^p$ in fact lie on/near some lower dimensional space. Commonly used assumptions include sparsity (Meinshausen and Bühlmann, 2006; Zhao et al., 2006; Meier et al., 2008; Bickel et al., 2009), low rank (Shen and Huang, 2008; Ji et al., 2010), geometric constraints (Saarela and Arjas, 2011; Goodall and Mardia, 1999), etc. In most cases, the dimensionality d is unknown. For example, we usually do not know the exact rank in the low-rank matrix factorization.

^{*}Department of Statistics, University of Florida, maoranxu@ufl.edu

[†]Department of Biostatistics, University of California, huazhou@ucla.edu

[‡]Department of Geography, University of Florida, yujiehu@ufl.edu

[§]Department of Statistics, University of Florida, li.duan@ufl.edu

Bayesian framework provides a principled way to quantify the uncertainty on those models. A potential caveat is that if the assigned prior is associated with a p -dimensional continuous measure, then there is zero posterior probability allocated on any of the lower-dimensional subsets with dimension $d < p$. Instead, from a generative perspective, one should first choose a discrete prior to select d , then generate θ within the chosen space. For example, the spike-and-slab prior (Mitchell and Beauchamp, 1988) assigns a binomial distribution on d as the number of non-zero coefficients in the variable selection problem; the Bayesian adaptive regression spline uses a Poisson prior on d as the number of knots, which determines the rank of the spline matrix (DiMatteo et al., 2001). On the other hand, the discrete prior creates a highly combinatorial problem, and existing estimation methods such as the Reversible-jump Markov chain Monte Carlo are inefficient to explore the high posterior probability region.

An appealing alternative is to avoid specifying any low-dimensional prior, but to induce a prior for θ with the measure in \mathbb{R}^p yet having the mass concentrated near some low-dimensional sets. Specifically, the key is to re-parameterize the parameter θ as some transformation of a sparse vector β , and then assign simple continuous shrinkage prior on β to favor near-zero values. For example, in spline regression, one uses β as the sparse weights in the linear combination of some basis functions. In this category, there is a rich literature covering tasks of variable selection (Park and Casella, 2008; Carvalho et al., 2009; Rockova and George, 2018), matrix decomposition (Bhattacharya and Dunson, 2011; Legramanti et al., 2020), basis selection (Shin et al., 2020), covariance estimation (Li et al., 2019; Kastner, 2019), among others.

Clearly, this strategy has its limitations — when we cannot re-parameterize the low-dimensional sets of θ , the prior specification becomes awkward. This is not uncommon. For example, the fused lasso (Tibshirani et al., 2005) is a frequentist regularization very popular in the image/signal processing, which assumes sparsity not only in the parameter $\theta \in \mathbb{R}^p$, but also in the $(p-1)$ increments between the neighboring elements $(\theta_{j+1} - \theta_j)$. Although we could imagine assigning some shrinkage prior on $\beta = D\theta \in \mathbb{R}^{2p-1}$ with D the corresponding matrix, such a prior is ill-defined: as D is not invertible, we cannot compute θ from β ; as β resides in the column span of D , it has a dimension p , which is less than $(2p-1)$ — therefore, the shrinkage prior one blindly assigned would be in fact an incomplete density for a degenerate measure, making it difficult to calibrate the hyper-parameters within and assess the effects of the prior regularization.

Motivated to generalize the Bayesian approaches for handling most of the low-dimensional regularizations (including potentially sophisticated ones), while avoiding the caveats of having to explicitly specify a discrete prior, we consider a “projection”-style approach. Starting from a continuous prior for β with measure in \mathbb{R}^p , we transform it into θ using a special mapping, so that θ has an induced prior on several low-dimensional sets. The projection idea was previously considered in several cases, such as in the isotonic regression (Dunson and Neelon, 2003), monotone curve fitting (Lin and Dunson, 2014) and more generally, constrained space modeling (Sen et al., 2018). Nevertheless, in this article, we explore a much more general transformation known as the proximal mapping — it not only includes common Euclidean projection to a constrained set, but also useful non-projection transformation such as soft-thresholding, nuclear norm control, set expansion, etc. This mapping has been well studied in the optimization literature, with appealing properties that are convenient for canonical Bayesian inference, such as in the concentration of measure and convenient computation via the Hamiltonian Monte Carlo. We will carefully justify this prior via the geometric measure theory and demonstrate the strengths via several examples.

2 Method

2.1 Background on the Proximal Mapping

We first provide a brief review on the proximal mapping and motivate its use as a transformation tool. Let θ be the parameter of interest in a certain space Θ , with $\Theta \subseteq \mathbb{R}^p$. With another parameter $\beta \in \mathcal{B} \subseteq \mathbb{R}^p$, the *proximal mapping* is a transform of β to θ :

$$\theta = \text{prox}_{\lambda g}(\beta) := \arg \min_{z \in \Theta} \left\{ \lambda g(z) + \frac{1}{2} \|z - \beta\|_2^2 \right\}, \quad (1)$$

where g is a lower semi-continuous and convex function, and $\lambda > 0$ is a scalar as a hyper-parameter. This effectively induces a parameter space:

$$\Theta_{\lambda g} = \{\text{prox}_{\lambda g}(\beta) : \beta \in \mathbb{R}^p\}.$$

For an intuitive understanding, the proximal mapping could be viewed as a generalized projection. Given a constrained set C , we can choose $g(z) = \mathcal{X}_C(z)$, the characteristic function of a constrained set taking value 0 if $z \in C$, or ∞ if $z \notin C$. The mapping becomes $\theta = P_C(\beta) = \arg \min_{z \in C} \|z - \beta\|_2^2$, the Euclidean projection of β into the set C . Furthermore, we can replace \mathcal{X}_C with other function for g , leading to a wider class of transformation.

Example 1. Soft thresholding Perhaps the most famous example is $g(z) = \|z\|_1$ from lasso (Tibshirani, 1996). It has a closed-form proximal mapping known as the soft-thresholding operation $\text{prox}_{\lambda g}(\beta) = \text{sign}(\beta) \max(|\beta| - \lambda, 0)$, with all operations carried out element-wise. The induced parameter space $\Theta_{\lambda g}$ is in fact the union of multiple sets with varying dimensions: $(\theta \in \mathbb{R}^p : \theta_j = 0 \text{ for } j \in S, |S| = d)$, where S is some index set and $d \in (0, 1, \dots, p)$, each is a Euclidean subspace of dimension $(p - d)$ — conveniently, we do not need to explicitly specify the dimension d , since it is automatically induced through the transformation.

This suggests that the proximal mapping can be used as a convenient tool to develop priors on lower-dimension subsets, under unknown or varying dimensionality. We now list a few useful proximal mappings in Table 1. In addition, the proximal mapping allows us to easily consider multiple constraints or g functions, since the intersection of convex sets / summation of convex functions is still convex. The general form can be computed using the alternative direction of method of multipliers algorithm {Bertsekas (2014), and we will demonstrate one case in the data application}. For example, consider θ being sparse while constrained in some convex set; this would be challenging to model for conventional approaches due to the lack of reparametrization.

2.2 Proximal Prior

We now use the above in a Bayesian modeling framework: suppose we have data generated from a likelihood $L(y; \theta)$, where we want to assign a prior on θ in some space with dimensionality smaller or equal to p . We use the following generative process for θ :

$$\begin{aligned} \beta &\sim \Pi_{\beta}^0(\beta), \\ g, \lambda &\sim \Pi_{g, \lambda}^0(g, \lambda), \\ \theta &= \text{prox}_{\lambda g}(\beta), \end{aligned} \quad (2)$$

where $\Pi_{\beta}^0(\beta)$ is a continuous distribution in \mathbb{R}^p , such as the non-degenerate Gaussian $\beta \sim \text{No}(\mu, \Sigma)$; g is a convex and lower-semicontinuous function, and we use $\Pi_{g, \lambda}^0$ to denote a generative distribution for λ and potentially some other parameters in g .

It is not hard to see that $\lambda g(z) + 2^{-1}\|z - \beta\|_2^2$, as the combination of the convex g and a quadratic term, is strictly convex with a unique minimizer. Therefore, each β maps to a unique θ , hence we have a measurable mapping, which means we have a valid prior distribution for θ using (2). We denote it as $\Pi_\theta^0(\theta)$ and refer to it as a “proximal prior”. We now illustrate the proximal prior with a working example.

Example 2. Affinely constrained prior with an unknown rank Suppose we want to assign a prior for θ in a set of unknown affine constraints $C = \{\theta \in \mathbb{R}^p : A^T \theta = b\}$, where $A^T \in \mathbb{R}^{m \times p}$ is another unknown parameter, with $m < p$ and $b \in \text{Col}(A^T)$ the column space of A^T (so that C is not empty). We do not know the rank of A , hence not the dimensionality of C . Using the proximal prior and $\beta \sim \text{No}(\mu, \Sigma)$, we have a closed-form proximal mapping

$$\theta = \text{prox}_{\lambda g}(\beta) = \beta - A(A^T A)^- (A^T \beta - b),$$

where $(\cdot)^-$ is the Moore-Penrose inverse. We plot this in Figure 1. Conditioned on A , the prior $\Pi_\theta^0(\theta | A)$ is a degenerate Gaussian with rank $(p-d)$ if $\text{rank}(A) = d$; on the other hand, marginally, the prior $\Pi_\theta^0(\theta)$ has a varying dimension across all $(p-m, \dots, p-1)$. Using the singular value decomposition of the matrix, $I - A(A^T A)^- A^T = Q \Lambda Q^T$, one can verify that Λ is a diagonal matrix with $(p-d)$ copies of 1’s and d copies of 0’s. Therefore, the mapping $\text{prox}_{\lambda g}(\beta)$ here corresponds to rotating β via Q^T , removing the randomness in the d sub-dimensions, rotating back via Q and shifting by $A(A^T A)^- b$. Intuitively, comparing the two distributions before and after the mapping, it reduces (or at least retains) the distance to the center $\|\theta - \text{prox}_{\lambda g}(\mu)\|_2 \leq \|\beta - \mu\|_2$.

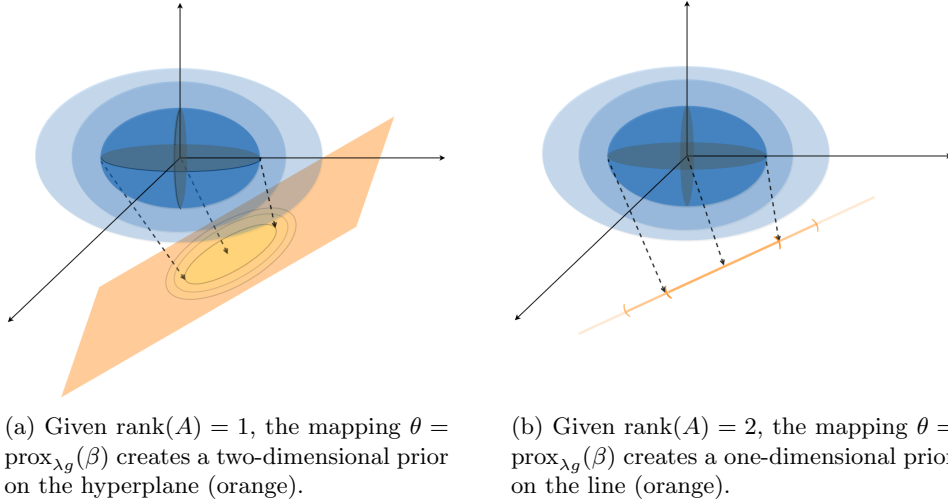


Figure 1: Illustrative example of constructing a prior on an affinely constrained set $C = \{\theta : A^T \theta = b\}$. A challenge arises when the $\text{rank}(A)$ is unknown, the dimensionality of the prior is unknown — the proximal prior bypasses this hurdle by transforming a continuous prior (blue) into the constrained space (orange), without the need to explicitly specify the dimensionality.

The property shown in this example is known as the “non-expansiveness”, which in fact holds for all proximal mappings:

$$\|\text{prox}_{\lambda g}(\beta_1) - \text{prox}_{\lambda g}(\beta_2)\|_2 \leq \|\beta_1 - \beta_2\|_2,$$

for any β_1, β_2 in the domain of prox_{λ_g} . This is particular meaningful for Bayesian inference, as it conveniently controls the concentration of measure for θ :

$$\text{pr}(\|\theta - \mu^*\|_2 \leq \epsilon) \geq \text{pr}(\|\beta - \mathbb{E}\beta\|_2 \leq \epsilon), \quad (3)$$

for any $\epsilon > 0$, where $\mu^* = \text{prox}_{\lambda_g}(\mathbb{E}\beta)$. This inequality holds for both the prior and the posterior distributions, hence is convenient for imposing prior assumption (such as when assuming θ to be near μ^* as a priori) and for the theoretic analysis of posterior concentration (such as analyzing the concentration of β as a convenient and unconstrained surrogate for θ).

Example 2. Affinely constrained prior, continued In the affinely constrained example, if we choose the prior covariance of β as $\Sigma = \sigma^2 I$, the prior has $\text{pr}\{\|\theta - \text{prox}_{\lambda_g}(\mu)\|_2 \leq \sqrt{p}2\sigma\} \geq \text{pr}\{\|\beta - \mu\|_2 \leq \sqrt{p}2\sigma\} \geq 95\%$. Conveniently, this concentration holds for any rank of A .

Remark 1 To clarify, we choose the above toy example to more intuitively illustrate the properties of the proximal prior. In general, we do not need the proximal mapping / prior to have a closed-form, yet all of the presented properties still hold.

2.3 Characterization of the Posterior Distribution

We now focus on the posterior distribution when a proximal prior is used. On the surface, it might be tempting to use the Bayes' theorem, $\Pi(\theta | y) = z^{-1} \Pi_\theta^0(\theta) L(y; \theta)$, where $L(y; \theta)$ denotes the likelihood and z is a normalizing constant that only depends on y . However, under the condition that $\theta = \text{prox}_{\lambda_g}(\beta)$, there is an issue that needs to be more carefully addressed: neither Π_θ^0 nor $\Pi(\theta | y)$ is a simple density, since one cannot simply integrate them over \mathbb{R}^p , due to the potentially varying dimensionality in the output of prox_{λ_g} . We will rigorously address this later using the geometric measure theory; for now, we use simple statistical concepts (sets and conditional probabilities) to show some useful properties.

We first show that, a proximal prior is a more convenient equivalence to a hierarchical prior of first selecting a low-dimensional set and then assigning a conditional density within this set.

We denote the space induced by $\text{prox}_{\lambda_g}(\beta)$ as Θ , and assume that it can be partitioned into $\Theta = \Theta^0 \cup \Theta^1 \dots \cup \Theta^d$, where Θ^k denotes a k -dimensional subset of Θ , and $\Theta^j \cap \Theta^k = \emptyset$ if $j \neq k$ (this can be achieved even if a higher dimensional set $\tilde{\Theta}^k$ overlaps/contains a lower-dimensional set Θ^j , we set $\Theta^k = \tilde{\Theta}^k \setminus \cup_{j=1}^{k-1} \Theta^j$). Then the prior kernel (a mix of density and mass functions) evaluated at $\theta = t$ can be written as:

$$\Pi_\theta^0(t) = \sum_{k=0}^d \Pi_\theta^0(t | \theta \in \Theta^k) \mathbf{1}(t \in \Theta^k) \text{pr}(\theta \in \Theta^k), \quad (4)$$

where $\sum_{k=0}^d \text{pr}(\theta \in \Theta^k) = 1$ and $\Pi_\theta^0(t | \theta \in \Theta^k)$ is a conditional density that integrates to 1 over $t \in \Theta^k$ using an appropriate k -dimensional integral with respect to some proper measure λ^k , denoted by $\int_{\Theta^k} \Pi_\theta^0(t | \theta \in \Theta^k) \lambda^k(dt) = 1$. The integral and measure will be formally defined in the theory section. Therefore, from a generative view, the above can be understood as first picking a set Θ^k with probability $\text{pr}(\theta \in \Theta^k)$, then drawing a value t within the space of Θ^k . This includes the corner cases where prox_{λ_g} cannot map to some dimensional sets: that is, for some k 's, we can have $\text{pr}(\theta \in \Theta^k) = 0$. Accordingly, the posterior kernel of θ can be derived as:

$$\Pi(\theta = t | y) = \sum_{k=0}^d \underbrace{z_k^{-1} L(y; t) \Pi_\theta^0(t | \theta \in \Theta^k) \mathbf{1}(t \in \Theta^k)}_{\Pi(\theta=t | \theta \in \Theta^k, y)} \underbrace{\frac{z_k \text{pr}(\theta \in \Theta^k)}{\sum_{k=0}^d z_k \text{pr}(\theta \in \Theta^k)}}_{\text{pr}(\theta \in \Theta^k | y)}, \quad (5)$$

where $z_k = \int_{\Theta^k} L(y; \theta = t) \Pi_\theta^0(t \mid \theta \in \Theta^k) \lambda^k(dt)$ — we assume posterior propriety almost everywhere, such that $z_k < \infty$ for all k : $\text{pr}(\theta \in \Theta^k) > 0$.

Interestingly, we can dramatically simplify the posterior kernel. Using the transformation $\theta = \text{prox}_{\lambda g}(\beta)$, for any measurable set $\mathcal{A} \in \Theta$,

$$\begin{aligned} & \text{pr}(\theta \in \mathcal{A} \mid y) \\ &= \sum_{k=0}^d z_k^{-1} \left\{ \int_{\mathcal{A} \cap \Theta^k} L(y; t) \Pi_\theta^0(t \mid \theta \in \Theta^k) dt \right\} \frac{z_k \text{pr}(\theta \in \Theta^k)}{\sum_{k=0}^d z_k \text{pr}(\theta \in \Theta^k)} \\ &\stackrel{(a)}{=} \sum_{k=0}^d z_k^{-1} \left[\int_{\text{prox}_{\lambda g}^{-1}(\mathcal{A} \cap \Theta^k)} L\{y; \text{prox}_{\lambda g}(b)\} \frac{\Pi_\beta^0(b)}{\text{pr}\{\text{prox}_{\lambda g}(\beta) \in \Theta^k\}} db \right] \frac{z_k \text{pr}(\theta \in \Theta^k)}{\sum_{k=0}^d z_k \text{pr}(\theta \in \Theta^k)} \\ &= \frac{1}{\sum_{k=0}^d z_k \text{pr}(\theta \in \Theta^k)} \sum_{k=0}^d \int_{\text{prox}_{\lambda g}^{-1}(\mathcal{A} \cap \Theta^k)} L\{y; \text{prox}_{\lambda g}(b)\} \Pi_\beta^0(b) db, \end{aligned}$$

where (a) is due to the integral can be viewed as the conditional expectation $\mathbb{E}_\theta\{L(y; \theta) \mathbf{1}(\theta \in \mathcal{A} \cap \Theta^k) \mid \theta \in \Theta^k\} = \mathbb{E}_\beta[L\{y; \text{prox}_{\lambda g}(\beta)\} \mathbf{1}\{\text{prox}_{\lambda g}(\beta) \in \mathcal{A} \cap \Theta^k\} \mid \text{prox}_{\lambda g}(\beta) \in \Theta^k]$, where we know from the generative model that the conditional density $\Pi_\beta^0\{b \mid \text{prox}_{\lambda g}(\beta) \in \Theta^k\} = \Pi_\beta^0(b) / \text{pr}\{\text{prox}_{\lambda g}(\beta) \in \Theta^k\}$. At any given $\beta = b$, we can omit the integral and summation, and obtain a remarkably simple posterior density of β :

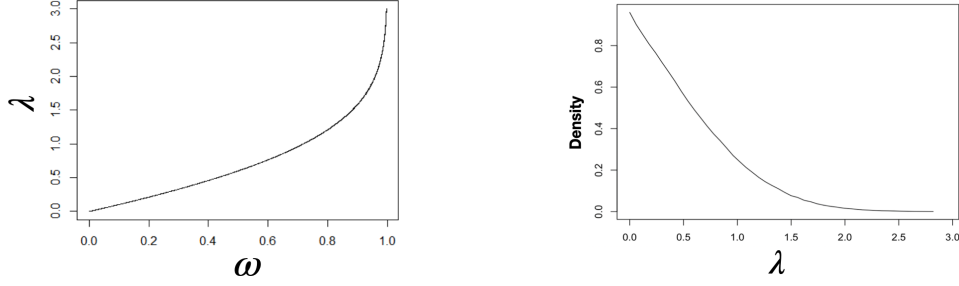
$$\Pi(\beta = b \mid y) \propto L\{y; \text{prox}_{\lambda g}(b)\} \Pi_\beta^0(b). \quad (6)$$

Therefore, compared to (5), the posterior density (6) gives a much easier equivalent to be used for Bayesian applications. This also suggests a new strategy of “data augmentation using optimization” {instead of marginalization as in Tanner and Wong (1987)} — if we can write the parameter θ as some proximal mapping from β , then we can sample β first as an augmented variable; after sampling, we compute $\theta = \text{prox}_{\lambda g}(\beta)$ and discard the information from β .

2.4 Prior Specification on λ

In the proximal mapping (1), the hyper-parameter λ plays an important role, hence we need to carefully choose its prior. To first obtain some intuition, note when $\lambda \rightarrow 0$, we have $\text{prox}_{\lambda g}(\beta) \rightarrow \beta$ if $g(z) < \infty$ for all z , the identity mapping; when $\lambda \rightarrow \infty$, we have $\text{prox}_{\lambda g}(\beta) \rightarrow \arg \min_z g(z)$. Therefore, as λ increases, θ becomes farther away from β , hence the distribution $\Pi_\beta^0(\beta)$ gets more “deformed” at a larger λ . We now formalize this deformation intuition, while relaxing the finite-valuedness of g . For conciseness, we postpone all the proofs in the supplementary materials.

Theorem 1 (Monotonicity of deformation in λ) *For any function g with range $\mathbb{R} \cup \{\infty\}$, if $0 < \lambda_1 < \lambda_2$, then $\|\beta - \text{prox}_{\lambda_1 g}(\beta)\|_2 \leq \|\beta - \text{prox}_{\lambda_2 g}(\beta)\|_2$.*



(a) Larger λ leads to larger deformation from $\Pi_{\beta}^0(\beta)$ to $\Pi_{\theta}^0(\theta)$, which can be quantified by $\omega \in [0, 1]$.

(b) The prior for λ , corresponding to a uniform prior on the deformation measurement ω .

Figure 2: Illustration of a numerically computed prior for λ , which controls sparse level for the soft-thresholding mapping $\theta = \text{sign}(\beta) \max(|\beta| - \lambda, 0)$.

This result means that we can find a measurement between 0 and 1 to quantify the deformation:

$$\omega_{\lambda} := \frac{\mathbb{E}_{\beta} \|\beta - \text{prox}_{\lambda g}(\beta)\|_2}{\mathbb{E}_{\beta} \|\beta - \lim_{\lambda \rightarrow \infty} \text{prox}_{\lambda^* g}(\beta)\|_2} \quad (7)$$

where the expectation is taken with respect to the prior of β .

When lacking prior knowledge on λ , we can use a Beta prior on $w \in (0, 1)$ and solve for λ :

$$\omega \sim \text{Beta}(a_{\omega}, b_{\omega}), \quad \lambda = \min_{x > 0} (x : \omega_x = \omega). \quad (8)$$

In this article, we use a non-informative $a_{\omega} = b_{\omega} = 1$. As a toy example, let β be univariate with a finite variance, using the proximal mapping with $g(z) = z^2/2$, we have $\text{prox}_{\lambda g}(\beta) = \beta/(1 + \lambda)$. Therefore, we have $\lambda = (1 - \omega)/\omega$ with an induced prior $\Pi_{\lambda}^0(\lambda) = 2/(1 + \lambda)^2$ for $\lambda > 0$.

In more general cases, (8) often cannot be solved analytically. However, we can numerically compute a prior for λ , using a strategy similar to Berger et al. (2009) — for K chosen points $\lambda_1, \dots, \lambda_K$ in $(0, \infty)$, we can use the empirical estimates of the expectation based on simulated $\beta \sim \Pi_{\beta}^0(\beta)$, and solve for $\omega_1, \dots, \omega_K$; afterwards, we can easily interpolate to obtain the λ associated with any ω .

Example 1. Soft thresholding prior, continued To illustrate, we compute the prior of λ for the soft-thresholding prior based on $\theta = \text{sign}(\beta) \max(|\beta| - \lambda, 0)$. Based on $\beta \in \mathbb{R}^p$ and $\beta \sim \text{No}(0, I_p)$, we compute the prior density of λ and plot it in Figure 2.

3 Geometric Measure Theory on the Varying Dimensional Sets

3.1 Hausdorff Dimension and Low Dimensional Density

We now give a more rigorous exposition on the distribution induced by the proximal mapping. Without loss of generality, we consider θ as a p -element vector. Since θ may correspond to a measure of a set in the lower dimensional space, the p -dimensional Lebesgue measure of any lower-dimensional set is zero hence is not useful. We need some tools from the geometric measure theory

to address this issue. To start, consider a set \mathcal{A} and suppose we do not know its dimensionality. Instead, we can cover \mathcal{A} with sets B_i 's, each B_i has its diameter $\text{diam}(B_i) = \sup(|x - y| : x, y \in B_i) \leq \delta$. We call any $\bigcup_i B_i \supset \mathcal{A}$, $\text{diam}(B_i) < \delta$ as a δ -covering of \mathcal{A} .

Then we take the infimum over all δ -coverings of \mathcal{A} , and letting the δ decrease, we obtain the s -dimensional Hausdorff measure of \mathcal{A} :

$$\mathcal{H}^s(\mathcal{A}) = \liminf_{\delta \rightarrow 0} \left\{ \sum_{i=1}^{\infty} \text{diam}(B_i)^s : \text{diam}(B_i) \leq \delta, \mathcal{A} \subseteq \bigcup_i B_i \right\}. \quad (9)$$

Intuitively, the above can be taken as the minimum total “volume” of the covering — except s is a parameter that varies.

In fact, $\mathcal{H}^s(\mathcal{A})$ is a non-increasing function in $s \geq 0$ (Edgar, 2007). More importantly, for any Borel \mathcal{A} , and $0 < s_1 < s_2$, if $\mathcal{H}^{s_1}(\mathcal{A}) < \infty$ then $\mathcal{H}^{s_2}(\mathcal{A}) = 0$; and if $\mathcal{H}^{s_2}(\mathcal{A}) > 0$ then $\mathcal{H}^{s_1}(\mathcal{A}) = \infty$ {Theorem 6.1.6 (Edgar, 2007)}. This means for any Borel set \mathcal{A} , there is a unique $s_0 \in [0, \infty) \cup \{\infty\}$ as a transition point, over which the dimensionality drops from ∞ to 0:

$$\begin{aligned} \mathcal{H}^s(\mathcal{A}) &= \infty, \text{ for any } s < s_0; \\ \mathcal{H}^s(\mathcal{A}) &= 0, \text{ for any } s > s_0. \end{aligned}$$

Such an s_0 is referred to as the Hausdorff dimension of \mathcal{A} , equivalently:

$$\dim_{\mathcal{H}}(\mathcal{A}) = \inf\{s \geq 0 : \mathcal{H}^s(\mathcal{A}) = 0\}. \quad (10)$$

Note that $\dim_{\mathcal{H}}(\mathcal{A}) \geq 0$ does not have to be an integer; nevertheless, when it is, the Hausdorff measure is proportional to the commonly used s -dimensional Lebesgue measure via:

$$\lambda^s(\mathcal{A}) = \inf\left\{ \sum_{i=1}^{\infty} \text{vol}(B_i) : \mathcal{A} \subseteq \bigcup B_i, B_i \text{ is an open cube} \right\},$$

via $\lambda^s(\mathcal{A}) = w_s \mathcal{H}^s(\mathcal{A})$, where $w_s = \pi^{s/2} \{2^s \Gamma(s/2 + 1)\}^{-1}$ due to the volume formula of an s -dimensional ball. In addition, when $s = 0$, $\mathcal{H}^0(\mathcal{A})$ is same as the counting measure.

Now recall that prox_{λ_g} is non-expansive, which leads to the following theorem:

Theorem 2 *For any Borel set \mathcal{A} and proximal mapping prox_{λ_g} , we have*

1. $\mathcal{H}^s\{\text{prox}_{\lambda_g}(\mathcal{A})\} \leq \mathcal{H}^s(\mathcal{A})$ for any $s \geq 0$;
2. $\dim_{\mathcal{H}}\{\text{prox}_{\lambda_g}(\mathcal{A})\} \leq \dim_{\mathcal{H}}(\mathcal{A})$.

Remark 2 *In the above, the statement 2 is particularly useful: it tells us that prox_{λ_g} only maps to lower or equal dimensional space.*

Now, starting from a probability distribution defined by a certain Radon measure μ in \mathbb{R}^p for some low-dimensional sets in Θ^s . One interesting question is how to differentiate this and obtain a “density”, as $\Pi_{\theta}(\theta = t \mid \theta \in \Theta^s)$ used in (4) and (5).

For a point $\theta \in \Theta^s$, the ball $B_r(\theta)$ centered at θ with radius $r > 0$ has the lower and upper s -dimensional derivatives:

$$f_{\mu,*}^s(\theta) = \liminf_{r \rightarrow 0} \frac{\mu\{B_r(\theta)\}}{w_s r^s}, \quad f_{\mu}^{s,*}(\theta) = \limsup_{r \rightarrow 0} \frac{\mu\{B_r(\theta)\}}{w_s r^s}.$$

Therefore, if we have the two limits coincide, we would have a definition of an s -dimensional density: $f_{\mu}^s(\theta) = f_{\mu,*}^s(\theta) = f_{\mu}^{s,*}(\theta)$, commonly referred to as the s -density.

Remark 3 To understand the s -density as a generalized concept of “density”, for those continuous distributions associated with a p -dimensional Lebesgue measure, such as the non-degenerate Gaussian distribution, the p -density is the probability density function; whereas for the discrete distributions, the 0-density is the same as the probability mass function.

Next, similar to the probability density function, s -density may not always exist. Therefore, it is important to state the two required conditions, s is an integer and θ is in a rectifiable set, as formalized in the following theorem.

Theorem 3 (Besicovitch-Marstrand-Preiss theorem) (Preiss, 1987) Let μ be a locally finite Radon measure on \mathbb{R}^p , if there exists a real $s \geq 0$ such that $f_\mu^s(\theta)$ exists, and it is positive on a set of positive μ -measure, then s must be an integer. On the other hand, let $\mathcal{A} \subset \mathbb{R}^p$ be Borel with $\mathcal{H}^s(\mathcal{A}) \in (0, \infty)$ and s an integer, then $f_\mu^s(\theta)$ exists for $\theta \in \mathcal{A}$ almost everywhere with respect to \mathcal{H}^k , if and only if the set \mathcal{A} is s -rectifiable.

To explain “ s -rectifiability”, a Borel set $\mathcal{A} \subset \mathbb{R}^p$ is s -rectifiable if $\dim_{\mathcal{H}}(\mathcal{A}) = s$ and there is a countable family of Lipschitz maps $T_i : \mathbb{R}^s \rightarrow \mathbb{R}^p$ which cover almost all \mathcal{A} except for sets with zero \mathcal{H}^s measure. That is, intuitively speaking, almost every p -element vector $\theta \in \mathcal{A}$ can be represented as some transformation of $x \in \mathbb{R}^s$ — note that this is not the same as a simple reparameterization, as we may obtain \mathcal{A} via multiple f_i ’s (up to countably many).

Remark 4 To clarify, it is possible for the proximal function to map to non-integer fractal dimensional / unrectifiable $\mathcal{A} = \text{prox}_{\lambda_g}(\mathcal{B})$ for a certain \mathcal{B} . In such a case, we have a valid probability on \mathcal{A} , but no s -density. In theory, this could be useful for modeling non-integer fractal sets \mathcal{A} (such as a Cantor set), since we can model these sets using the density in the pre-image $\text{prox}_{\lambda_g}^{-1}(\mathcal{A})$, which is amenable to conventional Bayesian computation.

In this article, all of the presented proximal mappings (such as soft-thresholding and low-rank mapping) have valid s -densities almost surely with respect to the prior / posterior distribution. Therefore, the induced sets all have integer Hausdorff dimensions almost surely.

3.2 Calculation of the s -Density

We now provide a way to calculate the s -density. Focusing on a subset Θ^k with $\dim(\Theta^k) = k$ and $\beta^k = \text{prox}_{\lambda_g}^{-1}(\Theta^k)$. We now transform $\Pi_0(\beta = b \mid \beta \in \beta^k)$ into an s -density with $s = k$.

Theorem 4 If β^k is (\mathcal{H}^p, p) -rectifiable and $\dim_{\mathcal{H}}(\beta^k) = p$, Θ^k is (\mathcal{H}^k, k) -rectifiable and $\dim_{\mathcal{H}}(\Theta^k) = k$, with $p \geq k$, and $J_k \text{prox}_{\lambda_g}(\beta) > 0$ a.e.- μ_β . Then the s -density of θ induced by prox_{λ_g} is

$$\Pi(\theta = t \mid \theta \in \Theta^k) = \int_{\text{prox}_{\lambda_g}^{-1}(t)} \frac{\Pi(\beta = b) / \text{pr}\{\text{prox}_{\lambda_g}(\beta) \in \Theta^k\}}{J_k \text{prox}_{\lambda_g}(b)} w_{(p-k)} d\mathcal{H}^{p-k}(b), \quad (11)$$

where $J_k \text{prox}_{\lambda_g}(b)$ is the k -dimensional Jacobian of prox_{λ_g} at b .

To explain the assumptions above, a set \mathcal{A} is (\mathcal{H}^s, s) -rectifiable when $\mathcal{H}^s(\mathcal{A}) < \infty$, and there is a set as the countable union of Lipschitz images from bounded sets $\mathcal{B} = \bigcup_j \{T_j(\mathcal{C}_j) : \mathcal{C}_j \subset \mathbb{R}^s \text{ and bounded, } T_j \text{ Lipschitz}\}$ such that $\mathcal{H}^s(\mathcal{A} \setminus \mathcal{B}) = 0$. As the result, if s -density exists, we could use (11) when both θ and β are finite.

Morgan (2016) gives the k -dimensional Jacobian $J_k T(x)$ of function $T : \mathbb{R}^n \rightarrow \mathbb{R}^m$, differentiable at x . Let $D_T(x) \in \mathbb{R}^{n \times m}$ be the derivative matrix of $T(x)$ at x , with $\{D_T(x)\}_{ij} = \partial T(x)_j / \partial x_i$, $1 \leq i \leq n, 1 \leq j \leq m$, then the k -dimensional Jacobian can be computed as:

$$J_k T(x) = \sqrt{\sum_{\substack{M \text{ is the } k \times k \\ \text{submatrix of } D_T(x)}} (\det M)^2}. \quad (12)$$

Note that when $m = n = k$, $J_k T(x) = |\det\{D_T(x)\}|$ as more commonly seen.

Importantly, by Rademacher's theorem (Federer, 2014), a Lipschitz function is differentiable almost everywhere. Therefore $D_{\text{prox}_{\lambda_g}}(\beta)$ exists almost surely with respect to μ_β . In the supplementary materials, we illustrate the use of the above theorem to compute the s -density for the affinely constrained prior.

Example 2. The s -density of the affinely constrained prior Using (11), one can verify that the s -density of affinely constrained prior recovers the “degenerate Gaussian density”. We provide the details in the supplementary materials.

4 Posterior Computation

As shown in (6), when using β instead of θ , the posterior has a simple density on \mathbb{R}^p , and the proximal mapping is differentiable almost everywhere with respect to μ_β . Therefore, as long as $\Pi(\theta; y)$ is a continuous and differentiable function in θ almost everywhere, we can use the Hamiltonian Monte Carlo for posterior computation. Now we first briefly review the Hamiltonian Monte Carlo algorithm, then address the gradient calculation for the proximal mapping.

To sample from target distribution $\beta \sim \Pi_{\beta|y}(\cdot)$, the Hamiltonian Monte Carlo uses an auxiliary momentum variable v and samples from a joint distribution $\Pi(\beta, v) = \Pi(\beta | y)\Pi(v)$, where a common choice of $\Pi(v)$ is the density of $\text{No}(0, M)$. Denote $U(\beta) = -\log \Pi(\beta | y)$ and $K(v) = -\log \Pi(v) = v^T M^{-1} v / 2$, which are referred to as the potential energy and kinetic energy respectively. The total Hamiltonian energy function is $H(\beta, v) = U(\beta) + K(v)$.

At each state (β, v) , a new state is generated by simulating Hamiltonian dynamics, which satisfies the Hamilton's equations:

$$\frac{\partial \beta}{\partial t} = \frac{\partial H(\beta, v)}{\partial v} = M^{-1} v; \quad \frac{\partial v}{\partial t} = -\frac{\partial H(\beta, v)}{\partial \beta} = \frac{\partial \log \Pi(\beta | y)}{\partial \beta}. \quad (13)$$

The exact solution for (13) is often intractable, while we can numerically approximate the evolution by algorithms such as the leapfrog scheme. The leapfrog is a reversible and volume-preserving integrator, which updates the evolution $(\beta^t, v^t) \rightarrow (\beta^{t+\epsilon}, v^{t+\epsilon})$ via

$$v \leftarrow v + \frac{\epsilon}{2} \frac{\partial \log \Pi(\beta | y)}{\partial \beta}, \quad \beta \leftarrow \beta + \epsilon M^{-1} v, \quad v \leftarrow v + \frac{\epsilon}{2} \frac{\partial \log \Pi(\beta | y)}{\partial \beta}. \quad (14)$$

for $t = 0, \epsilon, \dots, L\epsilon$, and set $(\beta^*, v^*) \leftarrow (\beta^{L\epsilon}, v^{L\epsilon})$. To correct the numeric error due to approximation, (β^*, v^*) is treated as a proposal and accepted with the Metropolis-Hastings probability

$$\min[1, \exp\{-H(\beta^*, v^*) + H(\beta, v)\}].$$

We now discuss the gradient computation:

$$\frac{\partial \log \Pi(\beta | y)}{\partial \beta} = \frac{\partial \text{prox}_{\lambda_g}(\beta)}{\partial \beta} \left\{ \frac{\partial \log L(y; \theta)}{\partial \theta} \Big|_{\theta = \text{prox}_{\lambda_g}(\beta)} \right\} + \frac{\partial \log \Pi_\beta^0(\beta)}{\partial \beta}.$$

When $\text{prox}_{\lambda g}(\beta)$ has a closed-form, we can use the automatic differentiation toolbox to calculate the gradient $\partial \text{prox}_{\lambda g}(\beta) / \partial \beta$; on the other hand, when the closed-form does not exist, some numeric approximation is needed.

Note that the partial gradient is $\partial \text{prox}_{\lambda g}(\beta) / \partial \beta_j = \lim_{\epsilon \rightarrow 0} \{\text{prox}_{\lambda g}(\beta + e_j \epsilon) - \text{prox}_{\lambda g}(\beta)\} / \epsilon$ with e_j is the standard basis with the j th element equal to one, and all others equal to zero; using a small ϵ gives us the finite difference approximation. Nevertheless, when β is high dimensional, this would involve $(p + 1)$ times of calculating the proximal mapping, which can be computationally prohibitive. To solve this problem, we follow Spall et al. (1992) and use the simultaneous perturbation stochastic approximation:

$$\frac{\partial \text{prox}_{\lambda g}(\beta)}{\partial \beta_j} \approx \frac{1}{m} \sum_{k=1}^m \frac{\{\text{prox}_{\lambda g}(\beta + \Delta_j^{(k)} \epsilon) - \text{prox}_{\lambda g}(\beta)\}}{\Delta_j^{(k)} \epsilon}, \quad (15)$$

for $j = 1, \dots, p$, where $\Delta^{(k)} = \{\Delta_1^{(k)}, \dots, \Delta_p^{(k)}\}$ has each $\Delta_j^{(k)} \in \{-1, 1\}$ independently generated using $\text{pr}\{\Delta_j^{(k)} = 1\} = \text{pr}\{\Delta_j^{(k)} = -1\} = 0.5$. The right hand side is based on the first order approximation to the finite difference form. The advantage is that we only need to evaluate the proximal mapping for m times. In this article, we use $\epsilon = 10^{-7}$ and $m = 20$ and find empirically good stability for the Hamiltonian Monte Carlo algorithm. We find that the Hamiltonian Monte Carlo enjoys quick mixing in all the presented examples.

5 Simulated Example: Set Expansion Prior for hypothesis testing

In the supplementary materials, we present an interesting application of testing the hypothesis of whether a parameter is on a constrained set, which would be very difficult to do using a traditional approach. We show that the proximal prior gives an easy yet principled solution.

6 Data Application: Interpretable Factor Analysis of the Flow Network

We now demonstrate the practical usefulness of the proximal prior via analyzing the dynamic flow network data. The data (Zhu et al., 2020) include dynamic estimated traffic flow on major roads in Florida every 6 hours before Hurricane Irma made landfall until it covered the entire state (between 18:00 on September/6/2017 and 18:00 on September/11/2017). In total, the data contain 25 valid temporal records of flow networks, denoted by $Y^{(1)}, \dots, Y^{(25)}$; each $Y^{(t)} \in \mathbb{R}^{n_V \times n_V}$ contains the traffic flows during a 6-hour period on the roads between $n_V = 382$ urban regions.

Each flow network is a weighted graph $\{V, E, Y^{(t)}\}$, with $V = (1, \dots, n_V)$ the set of n_V nodes, $E = \{(i, j) : i, j \in V\}$ the edges, and the weight $Y_{i,j}^{(t)} \in \mathbb{R}$, representing the amount of flow between the two nodes, with $Y_{i,j}^{(t)} > 0$ a flow $i \rightarrow j$, and $Y_{i,j}^{(t)} < 0$ a flow $j \rightarrow i$. On the diagonal, $Y_{i,i}^{(t)} > 0$ indicates an external in-flow entering the network, while $Y_{i,i}^{(t)} < 0$ means an exiting out-flow; $Y_{i,j}^{(t)} = 0$ if $(i, j) \notin E$.

To find useful patterns underneath the raw observation data, we use a low-dimensional latent factor model, with the factors $F^{(l)} \in \mathbb{R}^{n_V \times n_V}$ shared by all time points, while letting the loadings

$\gamma_i^{(t)} \geq 0$ vary over time, subject to Gaussian measurement error $\mathcal{E}_{i,j}^{(t)} \stackrel{iid}{\sim} \text{No}(0, \sigma_{\mathcal{E}}^2)$ for $i \leq j$.

$$Y^{(t)} = \sum_{l=1}^d \gamma_l^{(t)} F^{(l)} + \mathcal{E}^{(t)}. \quad (16)$$

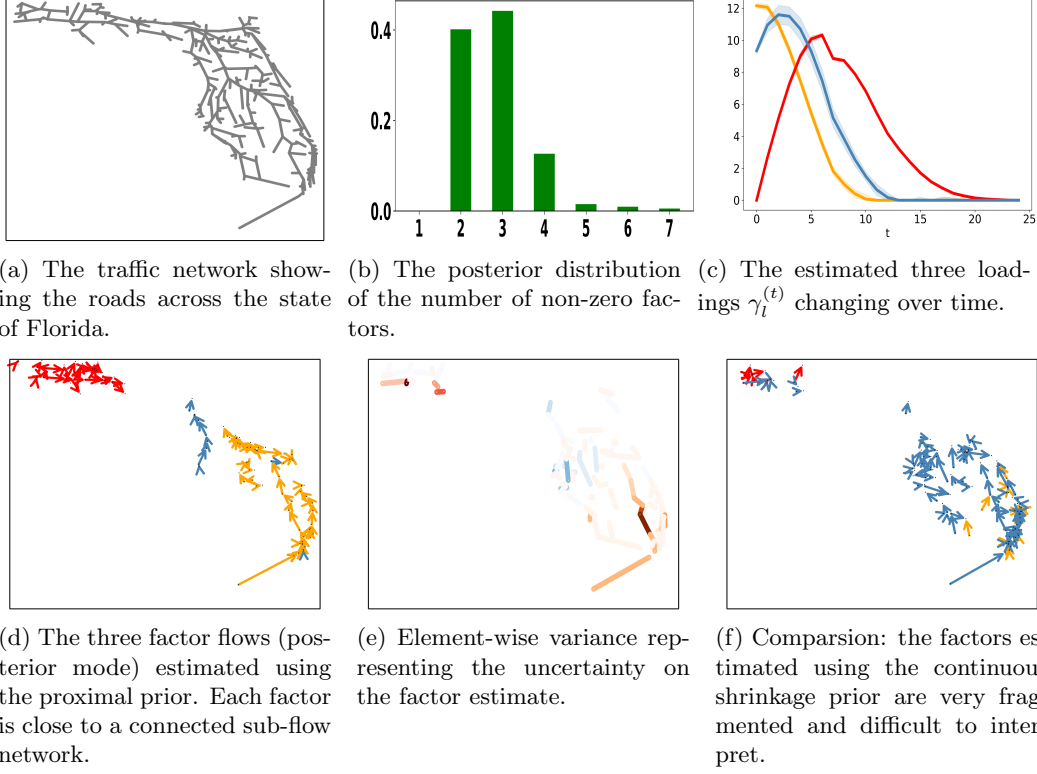


Figure 3: Data analysis on the dynamic flow network, observed during the Hurricane Irma evacuation. A latent factor model is fitted to the data, with the factors regularized by a proximal prior that force each network to be sparse in both the flows and the number of in-flows and out-flows.

Now, to make the factors useful in interpretation, we require each $F^{(l)}$ to be a *feasible flow* — an idealized flow network satisfying the following constraints, (i) skew-symmetry (except for the diagonal): $F_{i,j}^{(l)} = -F_{j,i}^{(l)}$ for $i < j$; (ii) flow-conservation, that the net sum of in-flows should equal to the out-flows for node j , $\sum_{i=1}^{n_V} F_{i,j}^{(l)} = 0$. Further, as we expect that most of the nodes do not have an external in-flow/out-flow, we assume that (iii) most of the nodes having $F_{j,j}^{(l)} = 0$. Lastly, to reduce noise, we assume that (iv) each $F^{(l)}$ is sparse. To obtain the parameter in such a highly constrained space, we use the proximal mapping, with $\beta^{(l)} \in \mathbb{R}^{n_V \times n_V}$,

$$F^{(l)} = \text{prox}\{\beta^{(l)}\} = \arg \min_{z \in \mathbb{R}^{n_V \times n_V}} \lambda_1 \|z\|_1 + \lambda_1 \sum_{j=1}^{n_V} |z_{j,j}| + \frac{1}{2} \|\beta^{(l)} - z\|_2^2, \quad (17)$$

subject to $z_{i,j} = -z_{j,i}$ for $i \neq j$ and $\sum_{i=1}^{n_V} z_{i,j} = 0$ for $j = 1, \dots, n_V$.

The proximal mapping does not have a closed-form solution, however, can be efficiently computed using the the alternating direction method of multipliers. We provide the algorithmic details in the supplementary materials. On the prior of the loading, we assign a group shrinkage prior by using the $(2, 1)$ -matrix norm in the proximal mapping. For the matrix $\gamma \in \mathbb{R}^{d \times T}$, we set:

$$\gamma = \text{prox}_{\lambda_2 \|\cdot\|_{2,1}}(\rho) = \arg \min_{z \in \mathbb{R}^{d \times T}} \lambda_2 \|z\|_{2,1} + \frac{1}{2} \|\rho - z\|_F^2,$$

where $\|z\|_{2,1} = \sum_{l=1}^d \sqrt{\sum_{t=1}^T \{z_l^{(t)}\}^2}$. This prior has the advantage that $\{\gamma_l^{(1)}, \dots, \gamma_l^{(T)}\}$ will be simultaneously zero for certain l — which allows us to use an overfitted model with a relatively large $d = 10$, with the posterior recovering a small number of factors with non-zero loadings. We use independent standard normal prior on the elements of $\beta^{(l)}$ and ρ .

We run the Hamiltonian Monte Carlo for 20,000 steps and discard the first 5,000 as burn-ins, and we use thinning at every 10th iteration as the posterior sample. The posterior shows the highest probability at having 3 factors, and we visualize them in Figure 3(d) — clearly, by forcing the external in-flows and out-flows to be sparse, we have each factor roughly corresponding to a single connected sub-network.

Interestingly, examining the estimated loadings that change over the time points in Figure 3(c), we see that in the beginning of the evacuation, the factors 1 and 2 are dominant, but later there is a sudden decrease — this in fact corresponds to the time point when the hurricane makes the landfall, effectively forcing the traffic in those areas to shut down. After the 60th hour, the traffic moves up to the north part, and factor 3 represents the late stage of the evacuation.

To compare, we also test applying a simpler continuous shrinkage prior on the factors. Specifically, we use the horseshoe prior (Carvalho et al., 2009) using the default parameters on the lower-triangular elements of $F^{(l)}$ — a key difference is that as each $F_{j,j}^{(l)}$ is completely determined given $F_{i,j}^{(l)}$ ($i \neq j$), we could not further assign shrinkage prior on $F_{j,j}^{(l)}$. As the result in Figure 3(f), the continuous shrinkage prior show a large number of external in-flows and out-flows, leading to fragmented small networks in each factor.

7 Discussion

In this article, we exploit the proximal mapping to produce a new class of priors. As we have demonstrated, these priors and the associated probabilistic models can enable statistical inference (such as uncertainty quantification, hypothesis testing) on a wide range of problems, where in the past, one has been limited to point estimate only. The technique of “data augmentation using optimization” we have introduced could be generalized for other purposes, such as potentially new efficient algorithm for the posterior computation. Lastly, one could consider other type of optimization problems for a similar prior construction, such as the popular classes of semi-definite (Vandenberghe and Boyd, 1996) and / or mixed integer programmings (Linderöth and Savelsbergh, 1999), although how to provide a probabilistic treatment for these problems is still an open question.

References

- Beck, A. (2017). *First-order Methods in Optimization*. SIAM.
- Berger, J. O., J. M. Bernardo, D. Sun, et al. (2009). The Formal Definition of Reference Priors. *Annals of Statistics* 37(2), 905–938.

- Bertsekas, D. P. (2014). *Constrained Optimization and Lagrange Multiplier Methods*. Academic press.
- Bhattacharya, A. and D. B. Dunson (2011). Sparse bayesian infinite factor models. *Biometrika*, 291–306.
- Bickel, P. J., Y. Ritov, and A. B. Tsybakov (2009). Simultaneous Analysis of Lasso and Dantzig Selector. *The Annals of Statistics* 37(4), 1705–1732.
- Carvalho, C. M., N. G. Polson, and J. G. Scott (2009). Handling Sparsity via the Horseshoe. In *Artificial Intelligence and Statistics*, pp. 73–80.
- DiMatteo, I., C. R. Genovese, and R. E. Kass (2001). Bayesian Curve-Fitting With Free-Knot Splines. *Biometrika* 88(4), 1055–1071.
- Dunson, D. B. and B. Neelon (2003). Bayesian Inference on Order-constrained Parameters in Generalized Linear Models. *Biometrics* 59(2), 286–295.
- Edgar, G. (2007). *Measure, Topology, and Fractal Geometry*. Springer Science & Business Media.
- Federer, H. (2014). *Geometric Measure Theory*. Springer.
- Goodall, C. R. and K. V. Mardia (1999). Projective Shape Analysis. *Journal of Computational and Graphical Statistics* 8(2), 143–168.
- Ji, H., C. Liu, Z. Shen, and Y. Xu (2010). Robust Video Denoising using Low Rank Matrix Completion. In *2010 IEEE Computer Society Conference on Computer Vision and Pattern Recognition*, pp. 1791–1798. IEEE.
- Kastner, G. (2019). Sparse Bayesian Time-Varying Covariance Estimation in Many Dimensions. *Journal of Econometrics* 210(1), 98–115.
- Legramanti, S., D. Durante, and D. B. Dunson (2020). Bayesian Cumulative Shrinkage for Infinite Factorizations. *Biometrika* 107(3), 745–752.
- Li, Y., B. A. Craig, and A. Bhadra (2019). The Graphical Horseshoe Estimator for Inverse Covariance Matrices. *Journal of Computational and Graphical Statistics* 28(3), 747–757.
- Lin, L. and D. B. Dunson (2014). Bayesian Monotone Regression Using Gaussian Process Projection. *Biometrika* 101(2), 303–317.
- Linderöth, J. T. and M. W. Savelsbergh (1999). A Computational Study of Search Strategies for Mixed Integer Programming. *INFORMS Journal on Computing* 11(2), 173–187.
- Meier, L., S. Van De Geer, and P. Bühlmann (2008). The Group Lasso for Logistic Regression. *Journal of the Royal Statistical Society: Series B (Statistical Methodology)* 70(1), 53–71.
- Meinshausen, N. and P. Bühlmann (2006). High-dimensional Graphs and Variable Selection with the Lasso. *The Annals of Statistics* 34(3), 1436–1462.
- Mitchell, T. J. and J. J. Beauchamp (1988). Bayesian Variable Selection in Linear Regression. *Journal of the American Statistical Association* 83(404), 1023–1032.
- Morgan, F. (2016). *Geometric Measure Theory: a Beginner’s Guide*. Academic Press.

- Park, T. and G. Casella (2008). The Bayesian Lasso. *Journal of the American Statistical Association* 103(482), 681–686.
- Preiss, D. (1987). Geometry of Measures in \mathbb{R}^n : Distribution, Rectifiability, and Densities. *Annals of Mathematics*, 537–643.
- Rockova, V. and E. I. George (2018). The Spike-And-Slab Lasso. *Journal of the American Statistical Association* 113(521), 431–444.
- Saarela, O. and E. Arjas (2011). A Method for Bayesian Monotonic Multiple Regression. *Scandinavian Journal of Statistics* 38(3), 499–513.
- Sen, D., S. Patra, and D. B. Dunson (2018). Constrained Bayesian Inference through Posterior Projections. *arXiv preprint arXiv:1812.05741*.
- Shen, H. and J. Z. Huang (2008). Sparse Principal Component Analysis via Regularized Low Rank Matrix Approximation. *Journal of multivariate analysis* 99(6), 1015–1034.
- Shin, M., A. Bhattacharya, and V. E. Johnson (2020). Functional horseshoe priors for subspace shrinkage. *Journal of the American Statistical Association* 115(532), 1784–1797.
- Spall, J. C. et al. (1992). Multivariate stochastic approximation using a simultaneous perturbation gradient approximation. *IEEE transactions on automatic control* 37(3), 332–341.
- Tanner, M. A. and W. H. Wong (1987). The Calculation of Posterior Distributions by Data Augmentation. *Journal of the American statistical Association* 82(398), 528–540.
- Tibshirani, R. (1996). Regression Shrinkage and Selection via the Lasso. *Journal of the Royal Statistical Society: Series B (Methodological)* 58(1), 267–288.
- Tibshirani, R., M. Saunders, S. Rosset, J. Zhu, and K. Knight (2005). Sparsity and Smoothness via the Fused Lasso. *Journal of the Royal Statistical Society: Series B (Statistical Methodology)* 67(1), 91–108.
- Vandenberghe, L. and S. Boyd (1996). Semidefinite Programming. *SIAM review* 38(1), 49–95.
- Zhao, P., G. Rocha, and B. Yu (2006). Grouped and Hierarchical Model Selection through Composite Absolute Penalties. *Department of Statistics, UC Berkeley, Tech. Rep 703*.
- Zhu, Y.-J., Y. Hu, and J. M. Collins (2020). Estimating Road Network Accessibility During a Hurricane Evacuation: A Case Study of Hurricane Irma in Florida. *Transportation Research Part D: Transport and Environment* 83, 102334.

Proof of Theorem 1

Proof: Let $0 < \lambda_1 < \lambda_2$, $v_1 = \text{prox}_{\lambda_1 g}(x)$ and $v_2 = \text{prox}_{\lambda_2 g}(x)$, we prove: (i) $g(v_1) \geq g(v_2)$ and (ii) $\|v_1 - x\| \leq \|v_2 - x\|$. For (i),

$$\begin{aligned}
 \frac{1}{2} \|v_2 - x\|^2 + \lambda_2 g(v_2) &= \frac{1}{2} \|v_2 - x\|^2 + \lambda_1 g(v_2) + (\lambda_2 - \lambda_1) g(v_2) \\
 &\stackrel{(a)}{\geq} \frac{1}{2} \|v_1 - x\|^2 + \lambda_1 g(v_1) + (\lambda_2 - \lambda_1) g(v_2) \\
 &= \frac{1}{2} \|v_1 - x\|^2 + \lambda_2 g(v_1) + (\lambda_2 - \lambda_1) \{g(v_2) - g(v_1)\} \\
 &\stackrel{(b)}{\geq} \frac{1}{2} \|v_2 - x\|^2 + \lambda_2 g(v_2) + (\lambda_2 - \lambda_1) \{g(v_2) - g(v_1)\},
 \end{aligned}$$

where (a) is due to v_1 is the minimizer of $\frac{1}{2}\|v - x\|^2 + \lambda_1 g(v)$, and similarly for v_2 in (b). Therefore, $(\lambda_2 - \lambda_1)\{g(v_2) - g(v_1)\} \leq 0$, which leads to $g(v_1) \geq g(v_2)$.

For (ii), slightly changing (a), we have $\frac{1}{2}\|v_1 - x\|^2 \leq \frac{1}{2}\|v_2 - x\|^2 - \lambda_1\{g(v_1) - g(v_2)\}$. Since $\lambda_1 \geq 0$, we have $\|v_1 - x\|^2 \leq \|v_2 - x\|^2$. \square

Proof of Theorem 2

Proof: Since the proximal mapping satisfies 1-Lipschitz condition, $\text{diam}\{\text{prox}(B)\} \leq \text{diam}(B)$ for all B in the domain of $\text{prox}_{\lambda g}$. Using the definition of the Hausdorff measure, $\mathcal{H}^s\{\text{prox}(A)\} \leq \mathcal{H}^s(A)$. To see the statement 2, we apply the result in statement 1 and see $\mathcal{H}^s\{\text{prox}(A)\} = 0$ whenever $\mathcal{H}^s(A) = 0$. \square

Proof of Theorem 4

Proof: Using Theorem 3.2.22 of Federer (2014), for any \mathcal{H}^p measurable function F on β^k ,

$$\int_{\beta^k} F(\beta) J_k \text{prox}_{\lambda g}(\beta) \mathcal{H}^p(d\beta) = \int_{\Theta^k} \int_{\text{prox}_{\lambda g}^{-1}(\theta)} F(b) \mathcal{H}^{p-k}(db) \mathcal{H}^k(d\theta).$$

Using the assumption, we can exclude the zero-measure set where $J_{m_k} \text{prox}_{\lambda g}(\beta) = 0$.

Taking $F(b) = 1\{\text{prox}_{\lambda g}(b) \in \mathcal{A}\} \Pi(\beta = b \mid \beta \in \beta^k) / J_k \text{prox}_{\lambda g}(b) w_{(p-k)}$ for $\mathcal{A} \subset \Theta^k$, and taking derivative yields the result. \square

Calculating s -density for the Affinely Constrained Prior

Before concluding this section, we return to the affinely constrained prior example, and calculate the associated s -density. Starting from $\beta \sim \text{No}(\mu, \Sigma)$ and let us assume A is $p \times d$ and $\text{rank}(A) = d$, then it is not hard to compute that $J_{(p-d)} \text{prox}_{\lambda g}(\beta) = 1$. Using the proximal mapping, at $\theta = t$, we have $P_A \beta = t - A(A^T A)^{-1} b$ with $P_A = \{I - A(A^T A)^{-1} A^T\}$, hence we can integrate over the region $\text{prox}_{\lambda g}^{-1}(t)$ by re-parameterizing $\beta = P_A^{-1}\{t - A(A^T A)^{-1} b\} + Ax$ where $x \in \mathbb{R}^d$. Integrating over x , we have the s -density with $s = p - d$:

$$\Pi_0^s(t \mid \theta \in \Theta^{p-d}) \propto \exp \left[-\frac{1}{2} \{t - A(A^T A)^{-1} b - P_A \mu\}^T P_A^{-1} \Sigma^{-1} P_A^{-1} \{t - A(A^T A)^{-1} b - P_A \mu\} \right],$$

which is commonly referred to as the “degenerate density” for a degenerate Gaussian, with its covariance $P_A \Sigma P_A$ having a rank $(p - d)$.

Simulated Example: Set Expansion Prior for Hypothesis Testing


We now demonstrate the usefulness of the proximal prior in standard statistical inference, such as the hypothesis testing of whether θ is in a constrained set C . Consider two hypotheses $H_0 : \theta \in C$ and $H_1 : \theta \in \bar{C}$, where $C \cap \bar{C} = \emptyset$. For testing, one typically assumes a mixture prior

$$\Pi_\theta^0(\theta) = p_0 \phi(\theta) \mathbf{1}(\theta \in C) + (1 - p_0) \bar{\phi}(\theta) \mathbf{1}(\theta \in \bar{C}), \quad (18)$$

where ϕ and $\bar{\phi}$ are the prior kernel function of θ under H_0 and H_1 , respectively; and p_0 is the prior probability assigned to C . The Bayes factor of H_0 relative to H_1 is defined as

$$\text{BF}_{01} = \frac{\int_C L(y; \theta) \phi(\theta) d\theta}{\int_{\bar{C}} L(y; \theta) \bar{\phi}(\theta) d\theta} = \frac{\text{pr}(\theta \in C \mid y)}{\text{pr}(\theta \in \bar{C} \mid y)} \frac{(1 - p_0)}{p_0},$$

for which, a smaller value of BF_{01} provides stronger evidence against H_0 . Often, C is not of the same dimension with \bar{C} . For example, when testing a point null hypothesis $H_0 : \theta_1 = 0$, we have $\dim(C) < \dim(\bar{C})$. The standard practice has been assigning appropriate ϕ under C (and $\bar{\phi}$ under \bar{C}), with $\phi(\theta)$ and $\bar{\phi}(\theta)$ being 0 on \bar{C} and C respectively. However, when the null hypothesis is low-dimensional, such as testing linear equality, assigning density supported on the null set C can become quite challenging.



(a) The data $y_1, \dots, y_{20} \sim \text{No}(\theta_0, 3^2)$ (the blue dots), with the true mean $\theta_0 = (-0.5, 0.3, 1.2)^T$ (the red dot), shown along with the hyperplane $C = \{\theta : \theta_1 + \theta_2 + \theta_3 = 1\}$.

(b) The posterior samples from $\pi(\theta | y)$, which is mostly distributed on the hyperplane (the orange dots), while there are several outliers far from this hyperplane (the blue dots).

Figure 4: The set expansion prior for testing $\{\theta = (\theta_1, \theta_2, \theta_3) : \theta_1 + \theta_2 + \theta_3 = 1\}$.

For a convex null set C , we could define a proximal prior based on the distance function, such that the prior density is positive on both C and \bar{C} . The distance function from point β to set C is defined as $\text{dist}_C(\beta) = \inf_{x \in C} \|x - \beta\|_2 = \|\beta - P_C(\beta)\|_2$. The proximal mapping of the distance function to set C is of the form

$$\text{prox}_{\lambda \text{dist}_C}(\beta) = \begin{cases} \beta + \frac{\lambda}{\text{dist}_C(\beta)} \{P_C(\beta) - \beta\}, & \text{if } \text{dist}_C(\beta) \geq \lambda \\ P_C(\beta), & \text{if } \text{dist}_C(\beta) < \lambda. \end{cases}$$

Clearly, this proximal mapping projects the points in the λ -neighborhood of C into C , and keeps the rest of the points out of C . Thus we get a prior that puts positive mass on both C and \bar{C} and can also be expressed in the form of (18).

We can easily estimate the Bayes factor

$$\text{BF}_{01} = \frac{\text{pr}\{\text{dist}_C(\beta) < \lambda \mid y\} \text{pr}\{\text{dist}_C(\beta) \geq \lambda\}}{\text{pr}\{\text{dist}_C(\beta) \geq \lambda \mid y\} \text{pr}\{\text{dist}_C(\beta) < \lambda\}}$$

via posterior sampling methods. If the prior ratio $\text{pr}(\theta \in C)/\text{pr}(\theta \in \bar{C})$ is not specified, in order to obtain adequate number of samples in both C and \bar{C} , we can choose a fixed λ (instead of assigning a prior on λ) such that $\text{pr}\{\text{dist}_C(\beta) \geq \lambda\} \approx \text{pr}\{\text{dist}_C(\beta) < \lambda\}$.

We conduct a simulated experiment: we have data y_1, \dots, y_{20} generated from $\text{No}(\theta_0, 3^2)$ with $\theta_0 = (-0.5, 0.3, 1.2)^T$. We want to test the linear equality hypothesis $H_0 : \theta_1 + \theta_2 + \theta_3 = 1$ against $H_1 : \theta_1 + \theta_2 + \theta_3 \neq 1$. The null set C is a hyperplane with Hausdorff dimension 2. We

assign the set expansion prior to θ by assign $\text{No}(0, 3^2)$ to β and set $\theta = \text{prox}_{\lambda \text{dist}_C}(\beta)$ with $\lambda = 2$, such that the prior ratio of C and \bar{C} is around 0.48. Posterior sampling is implemented with the Hamiltonian Monte Carlo with 2000 samples and 5000 burn-ins. We get an estimated Bayes factor $BF_{01} = 0.77$, and display 100 of the samples in Figure 4, panel (b).

Mixing Performance of the Markov chain Monte Carlo in the Flow Network Data Analysis

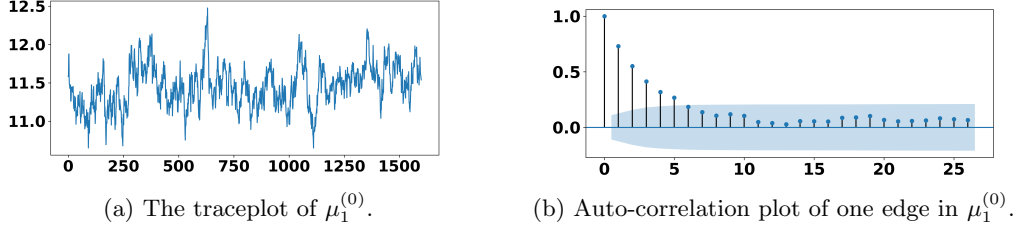


Figure 5: Rapid mixing of the Markov Chains using the proximal prior: (a) posterior sample trace plot and (b) autocorrelation plot of $\mu_1^{(0)} = \sum_{l=1}^d \gamma_l^{(0)} F^{(l)}$.

Details of the Proximal Mapping to Obtain Sparse Feasible Flow

Note that with constraint (i) and (ii), it is sufficient to use the lower-triangular entries to represent the rest. In the following, we use $(\beta_{i,j})_{i>j}$ to denote the $n_V(n_V - 1)/2$ vector containing the lower-triangular entries. Therefore (17) is equivalent to

$$\text{prox}\{(\beta_{i,j})_{i>j}\} = \arg \min_{\{z_{i,j}\}_{i>j}} \frac{1}{2} \sum_{i>j} (\beta_{i,j} - z_{i,j})^2 + \lambda_1 \sum_{i>j} |z_{i,j}| + \lambda_2 \sum_{j=1}^{n_V} \left| \sum_{i>j} z_{i,j} - \sum_{i<j} z_{j,i} \right|. \quad (19)$$

This proximal operator is evaluated via the alternating direction method of multipliers and solved iteratively. We formulate an equivalent problem to (19)

$$\begin{aligned} \text{prox}\{(\beta_{i,j})_{i>j}\} = & \arg \min_{\{z_{i,j}\}_{i>j}, x \in \mathbb{R}^{n_V}} \frac{1}{2} \sum_{i>j} (\beta_{i,j} - z_{i,j})^2 + \lambda_1 \sum_{i>j} |z_{i,j}| + \lambda_2 \sum_{j=1}^{n_V} |x_j| \\ & \text{subject to } C(z_{i,j})_{i>j} = x, \end{aligned} \quad (20)$$

where $C \in \mathbb{R}^{n_V \times n_V(n_V-1)/2}$ is the matrix such that $\{C(z_{i,j})_{i>j}\}_k = \sum_{i>k} z_{i,k} - \sum_{i<k} z_{k,i}$. The scaled augmented Lagrangian for (20) is:

$$\mathcal{L} = \frac{1}{2} \|(\beta_{i,j})_{i>j} - (z_{i,j})_{i>j}\|_2^2 + \lambda_1 \|(\beta_{i,j})_{i>j}\|_1 + \lambda_2 \|x\|_1 + \frac{\gamma}{2} \|C(z_{i,j})_{i>j} - x + u\|_2^2 - \frac{\gamma}{2} \|u\|_2^2.$$

In each iteration we update the x and z separately to minimize the Lagrangian:

$$\begin{aligned} (z_{i,j})_{i>j} & \leftarrow \text{prox}_{\lambda_1/\gamma \|\cdot\|_1} [(I + \gamma C^T C)^{-1} \{\gamma C^T (x - u) + \beta\}]; \\ x & \leftarrow \text{prox}_{\lambda_2/\gamma \|\cdot\|_1} \{C(z_{i,j})_{i>j} + u\}, \end{aligned}$$

and update u as in dual ascent:

$$u \leftarrow u + C(z_{i,j})_{i>j} - x$$

until convergence (i.e., $\|C(z_{i,j})_{i>j} - x\| \rightarrow 0$).

Table 1: Some useful proximal mappings.

Space of β	$g(z)$	$\text{prox}_{\lambda g}(\beta)$	Usage
\mathbb{R}^p	$\mathcal{X}_C, C \text{ convex set}$	$P_C(\beta)$	Projection to a set [See Table 6.1 of Beck (2017) for an expanded list]
\mathbb{R}^p	$\ z\ _1$	$\text{sign}(\beta) \max(\beta - \lambda, 0)$	Sparsity
$\{\beta \in \mathbb{R}^{k \times k}, \text{ positive definite}\}$ semi-	$\ Z\ _*,$ nuclear norm	$U \Lambda_0 V^T$, with $\beta = U \Lambda V^T$ the singular value decomposition, $(\Lambda_0)_{ii} = \max(0, \Lambda_{ii} - \lambda)$	Low rank
$\mathbb{R}^{m \times n}$	$\ Z\ _{2,1} = \sum_{i=1}^m \sqrt{\sum_{j=1}^n Z_{ij}^2}$	$\max(1 - \frac{\lambda}{\ \beta_i\ _2}, 0)$ with β_i as the i th row	Row / group sparsity
\mathbb{R}^p	$\ Dz\ _1$ with $D \in \mathbb{R}^{k \times p}$	Solvable via the alternating direction method of multipliers	Fused lasso, convex clustering
\mathbb{R}^p	$\text{dist}_C(z) = \inf_{x \in C} \ z - x\ _2,$ distance to a set	$aP_C(\beta) + (1 - a)\beta$ with $a = \min\{\lambda / \text{dist}_C(\beta), 1\}$	Set expansion to C