

Localized Graph Collaborative Filtering

Yiqi Wang[†], Chaozhuo Li[‡], Mingzheng Li[‡], Wei Jin[†], Yuming Liu[‡], Hao Sun[‡], Xing Xie[‡]

Michigan State University[†], Microsoft Research Asia[‡]

{wangy206,jinwei2}@msu.edu, {cli,mingzhengli,yumliu,hasun,xingx}@microsoft.com

ABSTRACT

User-item interactions in recommendations can be naturally denoted as a user-item bipartite graph. Given the success of graph neural networks (GNNs) in graph representation learning, GNN-based CF methods have been proposed to advance recommender systems. These methods often make recommendations based on the learned user and item embeddings. However, we found that they do not perform well with sparse user-item graphs which are quite common in real-world recommendations. Therefore, in this work, we introduce a novel perspective to build GNN-based CF methods for recommendations which leads to the proposed framework Localized Graph Collaborative Filtering (LGCF). One key advantage of LGCF is that it does not need to learn embeddings for each user and item, which is challenging in sparse scenarios. Alternatively, LGCF aims at encoding useful CF information into a localized graph and making recommendations based on such graph. Extensive experiments on various datasets validate the effectiveness of LGCF especially in sparse scenarios. Furthermore, empirical results demonstrate that LGCF provides complementary information to the embedding-based CF model which can be utilized to boost recommendation performance.

KEYWORDS

recommender systems, graph neural networks, collaborative filtering

1 INTRODUCTION

The rapid development of information technology has facilitated an explosion of information, and it has accentuated the challenge of information overload. Recommender systems aim to mitigate the information overload by suggesting a small set of items for users to meet their personalized interests. They have been widely adopted by various online services such as e-commerce and social media [4, 6, 22]. The key to build a personalized recommender system lies in modeling users' preference on items based on their historical interactions (e.g., ratings and clicks), known as collaborative filtering (CF) [25, 26].

Model-based CF methods have achieved great performance and scalability in many applications. Thus, they have received increasing attention from both research and industry communities [3]. Typically there are two essential components in model-based CF – representation learning and interaction function. Representation learning is to learn the representations (or embeddings) for users and items, and the interaction function models the interaction between a user and an item based on their representations. Matrix Factorization (MF) [17] is one of the most popular model-based CF methods. It directly embeds any user/item as a representation in a

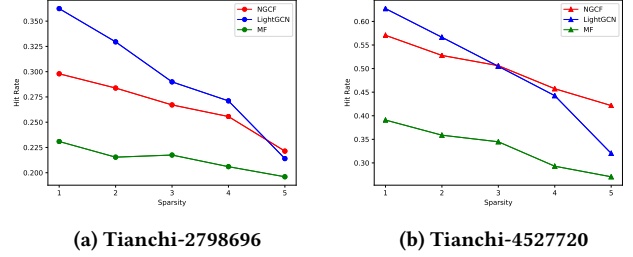


Figure 1: The Performance of MF, NGCF and LightGCN vs. the Graph Sparsity on Two Tianchi datasets.

shared latent space and leverages inner product of the user embedding and the item embedding as the interaction function. In the era of deep learning, deep neural networks (DNNs) have been proposed to improve CF models by enhancing the representation learning process [11] or the interaction function [7, 29]. As the generalization of DNNs to graphs, Graph Neural Networks (GNNs) have advanced numerous graph-based tasks and applications [31, 39]. In recommendation systems, the user-item interactions can naturally form a bipartite graph and GNNs have shown great potential to further improve the CF performance [10, 30]. GNNs are capable of capturing the CF signals encoded in the graph topology. Specifically, high-order user-item interactions can be explicitly captured by the stacked GNN layers, which contributes to learning expressive representations.

For example, Neural Graph Collaborative Filtering (NGCF) [30] stacks several embedding propagation layers to explicitly encode the high-order connectivity in the user-item graph into the embedding process. LightGCN [10] simplifies the design for GNNs for recommendation by only including neighborhood aggregation while eliminating other operations such as feature transformation.

The key advantage of GNN-based CF methods is to learn both the embeddings and a GNN model by explicitly capturing the structural information in the user-item interaction graph. However, we empirically found that the improvement may no longer exist when the bipartite graph is very sparse. In Figure 1, we illustrate how the sparsity of user-item bipartite graph affects the performance of representative CF models including MF, NGCF and LightGCN. Specifically, we adjust the sparsity of the user-item graphs from two different commodity categories in the Tianchi dataset [1] by randomly removing edges from the original graph while not disrupting the graph connectivity. We use $x \in \{1, 2, 3, 4, 5\}$ (i.e., the x-axis) to denote the sparsity of a bipartite graph where the larger x is, the sparser the graph is. As shown in Figure 1, the performance of all the

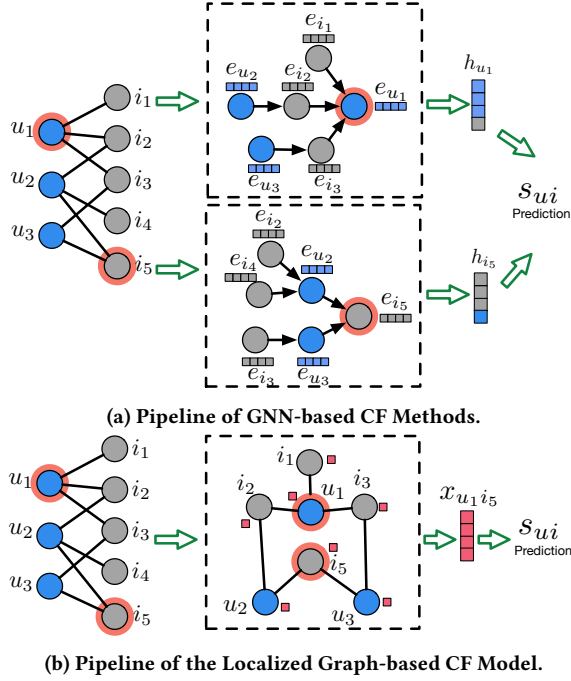


Figure 2: GNN-based CF Methods vs. the Proposed Localized Graph-based CF Model.

methods drops when the graph sparsity increases, in which GNN-based methods (NGCF and LightGCN) yield more dramatic performance reduction compared with MF. The inferior performance of GNN-based methods with sparse interactions may be due to the following two reasons. Firstly, as shown in Figure 2a, GNN-based CF methods learn a unique embedding vector e for each user/item from all the historical interactions, which depicts the characteristics of user/item from a global view. The quality of learned embeddings is essential for the desirable recommendations. The user-item interactions denote the supervision information LightGCN and NGCF leverage to learn these user and item representations. Such supervision information in the sparse user-item bipartite graph is not sufficient to learn user and item embeddings of high quality, leading to the undesirable recommendation performance. Secondly, the stacked GNN layers contribute to leveraging the high-order information by aggregating neighbors' representations as shown in the middle part of Figure 2a. However, given limited interactions, the noises in the learned inferior embeddings may accumulate or even reinforce themselves in this stacked aggregation procedure, which could further degrade the performance [19].

However, the user-item interaction graphs are often sparse in the real-world recommendation scenarios [2]. Thus, in this paper, we study how to alleviate the challenge of sparsity while enjoying the merits of high-order topological connectivity. Our motivation lies in learning CF signals from local structures of the user-item interaction graph, and the proposed model is called Localized Graph Collaborative Filtering (LGCF) as shown in Figure 2b. Particularly, given a user and an item, LGCF makes prediction about their interaction based on their local structural context in the bipartite graph,

rather than the user and item embeddings. Traditional user and item embeddings are eliminated as LGCF only needs to describe the position of a node relative to the target user and item nodes in the localized graph, which are denoted as red rectangles in Figure 2b. Without these intractable user and item embeddings, LGCF can significantly reduce the number of trainable parameters and thus adapt to the sparse scenario. In addition, the critical CF information are also apparently preserved in the localized graph. The key CF information, i.e., the historical interactions between users and items, are denoted as edges. Therefore, a localized structure covering most edges related to a user-item pair should be able to provide sufficient information to make predictions for this user-item pair. In other words, recommendation related patterns can be encoded by the localized structures for user-item pairs which motivates LGCF to make recommendations by extracting these patterns. The range of localized structure can be flexibly adjusted to incorporate proper high-order information. In fact, LGCF provides a new perspective to build GNN-based CF models for recommendations where we do not learn a general representation for each user or item but we target on learning a good model to extract the recommendation related patterns encoded by localized structures of a user-item pair.

To achieve the goal of LGCF, we face two main challenges: (1) how to construct the localized graph given two target nodes, and (2) how to capture the important CF information from the localized graph. To solve these two challenges, LGCF first samples a set of nodes for two target nodes from their neighborhoods, and then generates a localized graph with this node set and their edges. Next, LGCF adopts a GNN model to extract a graph representation for each localized graph. To better capture the graph topological information, LGCF generates a label for each node according to their topological importance in the localized graph, and takes the set of node labels as input attributes. Finally, LGCF makes predictions about the target user and item based on their corresponding localized graph representation. The contributions of this paper are summarized as follow:

- We study a new perspective to build GNN-based CF models for recommendations. Specifically, we aim at learning the recommendation related patterns in the localized graphs induced from the input bipartite graph, instead of learning user and item embeddings.
- We propose Localized Graph Collaborative Filtering (LGCF) which utilizes a GNN model and minimum distances based node labelling function to generate graph representation for each user-item pair. In this way, we can encode the localized graph topological information and high order connectivity into the graph representation simultaneously.
- We validate the effectiveness of LGCF on numerous real-world datasets. Specially, LGCF can achieve significantly better performance than representative GNN-based CF methods when user-item bipartite graphs are sparse.

2 PROBLEM STATEMENT

A CF-based recommendation dataset can be formulated as a bipartite graph $G = (U, I, E)$, in which $U = \{u_1, u_2, \dots, u_n\}$ denotes a set of n users, $I = \{i_1, i_2, \dots, i_m\}$ is the set of m items, and $E = \{e_0, e_1, \dots, e_l\}$

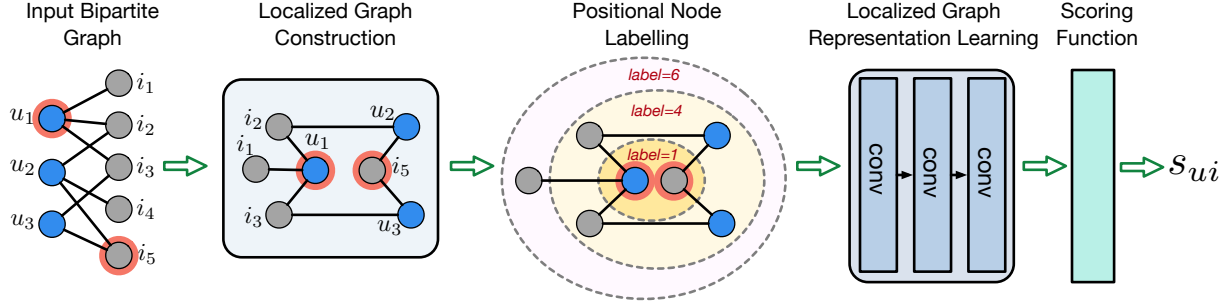


Figure 3: An Overview of the Proposed Framework LGCF.

(e.g., $e_j = (u_{e_j}, i_{e_j})$) indicates the edge set describing the historical interactions between users and items. Following previous works [10, 30], we assume that users and items have no content information. Given a candidate pair (u_j, i_k) consisting of a target user u_j and a potential item i_k , we need to calculate a preference score $s_{j,k}$ to indicate how likely this potential item should be recommended to the target user. To solve this problem, we aim at learning a desirable score mapping function f , which generates a preference score $s_{j,k} = f(u_j, i_k | E)$ to make recommendations based on the historical interactions E .

3 THE PROPOSED FRAMEWORK

In this section, we first give an overall description of the proposed framework, then detail its key modules, next introduce the optimization objective and the model size complexity and finally discuss integration approaches with existing GNN-based CF methods.

An overview of LGCF is illustrated in Figure 3. Given the input bipartite graph, LGCF first constructs the localized graphs centered with the target user and the target item. In order to preserve edges with rich CF information into the localized graph, we develop a localized graph construction method to efficiently generate the localized graphs. After that, LGCF labels the nodes within the localized graphs according to the topological positions relative to the target nodes. Then a GNN-based graph representation learning module will embed the high-order connectivity along with the node positional annotations simultaneously. Through this process, LGCF eliminates the traditional embedding-based strategy and effectively captures the critical CF-related patterns. Finally, the scoring function module calculates the preference score based on the learned graph representation. To sum up, there are three key modules in this framework: (1) **the localized graph construction module** that extracts a localized graph covering most edges related to a given user-item pair; (2) **the localized graph representation learning module** that learns recommendation related representations from the localized graph; and (3) **the scoring function module** that computes a preference score based on the learned graph representation. Next we will detail each module.

3.1 Localized Graph Construction

The localized graph construction module is designed to extract the localized graph covering the most important edges (i.e., collaborative filtering information) for a given user-item pair. We need

to extract a localized graph for each user-item pair in the training process and the inference process, thus we aim to include the most representative edges for each pair with the consideration of scalability. To achieve these goals, we propose a localized graph construction as shown in Figure 4. This framework can be divided into three steps: 1) **step 1 - random walk**: we first take advantage of random walk with restart (RWR) [27] method to sample neighboring nodes for the user node and the item node. Specifically, given a user-item bipartite graph G and a user-item pair (u, i) , we perform a random walk on G from the user node u and the item node i , respectively. Starting from the original node, each walk travels to one of the connected nodes iteratively with a uniform probability. In addition, there is a pre-defined probability for each walk to return to the starting node at each step. In this way, more neighboring nodes can be included in the walk. Via RWR, we can get two traces t_u and t_i for the user node u and the item node i , respectively. Each trace then can be denoted as a node subset, i.e., V_u and V_i . 2) **step 2 - trace union**: Next, we merge V_u and V_i into a union node subset V_{ui} . 3) **step 3 - graph extraction**: With this union node subset V_{ui} , we can extract a localized graph from the original user-item graph. Specifically, all the nodes in V_{ui} and all the edges among these nodes are extracted from the original graph to build a localized graph, which is denoted as SG_{ui} . To conclude, SG_{ui} consists of neighboring nodes of different hops away from u and i and thus preserves important collaborative filtering information for the given user-item pair (u, i) .

3.2 Localized Graph Representation Learning

This module aims at learning an overall representation for each user-item pair based on its extracted localized graph. We expect to encode the CF information and also the high-order connectivity related to a user-item pair into this representation. Therefore, we propose to use a graph neural network model since it can naturally capture the structural information and explicitly encode the high-order connectivity into the representation. Also, to further encode the topological information, we adopt a node labeling method to generate a positional label for each node based on its distance towards the user-item pair [37] where the node labels are considered as the input graph node attributes. Next, we will introduce the node labeling method and the adopted GNN model.

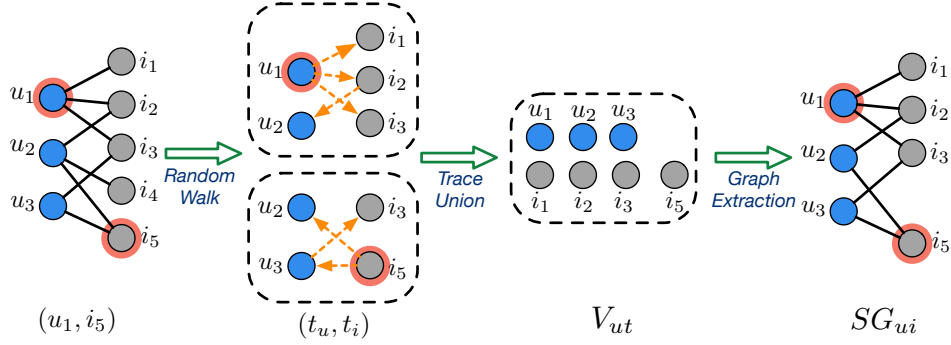


Figure 4: An Illustration of Localized Graph Extraction.

3.2.1 The Node Labeling Method. In LGCF, we generate a label for each node based on its distance to the user-item pair via Double-Radius Node Labeling (DRNL) [37], and take these node labels as the input node attributes of the GNN model. Thus, the input node attributes are not required by LGCF. The key motivations of DRNL are to distinguish the target user node and the item node from other nodes while preserving their relatively positional relations. Specifically, we first assign label 1 to the target user node and the target item node to distinguish them from other nodes. Next, we assign labels to other nodes based on their minimum distances towards two target nodes on the extracted localized graph. Intuitively the closer the user or item node is to the target nodes, the more similar its label should be with that of the target nodes. For a specific node x on the graph, we evaluate its distance towards the target user and the target item by summing up its minimum distances to these two nodes. Since we set the label of the target user and the target item as 1, we will also assign these nearby nodes labels with small values. In particular, given nodes x and y , if the distance between x and the target nodes is smaller than that of y , the label value of x is supposed to be smaller than that of y . If the distances are the same, the node with smaller minimum distance to the target user or the target item should have a label with a smaller value. DRNL adopts a hashing function $f_l()$ satisfying the criteria described above to compute node labels. The node labeling function $f_l(x)$ for each node x is summarized as follows:

$$f_l(x) = \begin{cases} 1, & x=u \text{ or } x=i, \\ 1 + \min(d_u, d_i) + (d/2)^2, & \text{otherwise,} \end{cases} \quad (1)$$

where u and i denote the target user node and item node, respectively. d_u (d_i) represents the minimum distance between nodes x and u (i). $d = (d_u + d_i)$ is the sum of minimum distances which should be an odd due to the nature of the bipartite graph in recommendations.

3.2.2 The GNN Model. For each user-item pair (u, i) , we have extracted its localized graph SG_{ui} , and it can be denoted as $SG_{ui} = \{A_{ui}, X_{ui}\}$, where A_{ui} is the adjacency matrix of SG_{ui} , and X_{ui} is the input node attributes generated by above node labeling method. It is natural to take advantage of a GNN model to learn an overall representation for each pair based on its localized graph SG_{ui} , since GNNs have shown great potential in capturing complex patterns on graphs [32]. There are typically two key operations in a GNN model – the graph filtering operation to refine node representations

and the graph pooling operation to abstract the graph-level representation from the node representations. In this work, we adopt graph convolutional filtering [15] as the graph filtering operation. Its process can be described as follows:

$$X_{l+1} = \sigma(\tilde{D}^{-\frac{1}{2}} \tilde{A} \tilde{D}^{-\frac{1}{2}} X_l W), \quad (2)$$

where X_l denotes the node representations in the l -th GNN layer, W is the transformation matrix to be learned, $\tilde{A} = A_{ui} + I$ represents the adjacency matrix with self-loops, $\tilde{D} = \sum_j \tilde{A}_{jj}$ is the diagonal degree matrix of \tilde{A} and $\sigma()$ is the activation function. The node labels are set to be the input node representations X_0 . The graph pooling operation adopted by LGCF is sum pooling, which sums up representations all over the nodes for the graph-level representation. Its process can be denoted as follows:

$$x_{ui} = \text{pool}(X_L) = \text{sum}(X_L), \quad (3)$$

where x_{ui} denotes the graph representation for the user-item pair (u, i) and X_L is the node representations outputted by the last layer. The overall process of the GNN model can be summarized as follows:

$$x_{ui} = \text{GNN}(A_{ui}, X_0; \theta_{GNN}), \quad (4)$$

where θ_{GNN} denotes the parameters to be learned in the GNN model. Note that it is straightforward to extend LGCF with other graph filtering operations [28, 32] and graph pooling operations [5, 20, 23, 36, 38], and we will leave such investigation as one future work.

3.3 The Scoring Function

The scoring function aims at giving a score for a user-item pair (u, i) based on its corresponding localized graph representation x_{ui} . The higher the score is, the more likely the item should be recommended to the user. We use a single-layer linear neural network to model the scoring function in LGCF, which can be described as follows:

$$s_{ui} = \text{score}(x_{ui}) = \sigma(x_{ui}^T * w), \quad (5)$$

where w is the transformation vector to be learned and σ is the sigmoid function.

Table 1: Model Size Analysis.

	Model Size		Model Size
MF	$(n + m)d_0$	NGCF	$(n + m)d_0 + 2Ld^2$
LightGCN	$(n + m)d_0$	LGCF	$Ld^2 + d_L$

3.4 Model Optimization

In this work, we adopt the pairwise Bayesian Personalized Ranking (BPR) loss [24] to train the framework. BPR loss is one of the most popular objective functions in recommendation tasks. It takes the relative order of the positive node pairs and negative node pairs where the positive node pairs are existent user-item node pairs observed in graphs, while the negative node pairs are non-existent user-item node pairs generated by negative sampling. Specifically, BPR assumes that the prediction scores of the positive node pairs should be larger than those of the corresponding negative ones. The objective function of our model is as follows:

$$\min_{\Theta_{GNN}, \mathbf{w}} \sum_{(u, i, i') \in O} -\ln \sigma(s_{ui} - s_{ui'}), \quad (6)$$

where $O = \{(u, i, i') | (u, i) \in E, (u, i') \in E^-\}$ denotes the training data for the graph G , E is the set of the existent interactions between users and items in G and E^- indicates the set of the non-existent interactions. In this work, we adopt ADAM [14] to optimize the objective.

3.5 Mode Size Analysis

In this subsection, we discuss and compare the model sizes of the proposed LGCF and existing representative CF methods. In this analysis, we assume that: 1) there are L layers in the GNN model for the GNN-based CF methods, and all layers have the same dimension d ; 2) the dimension of user/item embedding for the embedding-based CF methods is d_0 ; and 3) there are n users and m items in the input user-item bipartite graph. For MF, it only needs to learn user/item embeddings. Thus, its model size is the embedding size, i.e., $(n + m)d_0$. For NGCF, it needs to learn both the user/item embeddings and a GNN model, and thus its model size is the sum of the embedding size and the GNN model size. Note that there are two GNN models in NGCF. One is for user embedding propagation and the other is for item embedding propagation. The weight matrix size in the l -th layer is d^2 , thus the GNN model size in total is $2Ld^2$. For LightGCN, it simplifies the GNN model by eliminating feature transformation, therefore its model size is the same as MF. For the proposed LGCF, it does not need to learn embeddings for users and items, thus, its model size is only the sum of a GNN model size and a scoring function size. Note that we adopt a single-layer linear layer for the scoring function, so its model size is d_L , where d_L denotes the output dimension of the GNN model and also the input dimension of the scoring function. The model sizes of LGCF, MF, NGCF and LightGCN are summarized in Table 1. As shown in the table, the model sizes of baselines are all proportional to the graph size $(n + m)$, which indicates that the models would be very large when the input graph is large. However, the model size of LGCF is independent on the graph size.

3.6 Integration with Embedding-based CF Methods

LGCF aims at capturing the collaborative filtering information from a localized perspective by encoding the localized CF information into a subgraph level representation, while embedding-based GNN methods such as NGCF and LightGCN are to learn a set of user and item embeddings in the latent space based on all the user-item interactions. Therefore, LGCF provides a new perspective to build GNN based recommendations. As a consequence, LGCF is likely to provide complementary information to existing GNN based methods and integrating it with existing methods has the potential to boost the recommendation performance. In this subsection, we discuss strategies to combine LGCF with existing GNN based methods. In particular, we propose two strategies, i.e., *LGCF-emb* and *LGCF-ens*. Before we detail these strategies, we first denote the refined user u and item i embedding generated by embedding-based GNN methods as \mathbf{h}_u and \mathbf{h}_i , and the representation outputted by LGCF for a user-item pair (u, i) as \mathbf{x}_{ui} . In this work, we focus on how to integrate LGCF with LightGCN given the competitive performance of LightGCN.

3.6.1 LGCF-emb. In LGCF-emb, we propose to directly concatenate the embeddings generated by LGCF and LightGCN, and then the scoring function takes the concatenated embedding as input to generate a score. Finally, the LGCF model and the LightGCN model are jointly trained by optimizing the objective function in Eq. 6. The concatenation process is summarized as follows:

$$\mathbf{h}_{ui} = (\mathbf{h}_u * \mathbf{h}_i) || \mathbf{x}_{ui}, \quad (7)$$

where $*$ denotes element-wise multiplication and $||$ represents the concatenation operation.

3.6.2 LGCF-ens. In LGCF-ens, we propose to combine LGCF and LightGCN in an ensemble way. Specifically, we conduct a weighted combination of the scores generated by LGCF and LightGCN. In addition, instead of joint training, we train LGCF and LightGCN, separately. The final score for a user-item pair (u, i) can be computed as follows:

$$s_{ui} = \text{score}(\mathbf{x}_{ui}) + \lambda \cdot (\mathbf{h}_u^T \mathbf{h}_i), \quad (8)$$

where $\text{score}()$ denotes the scoring function in Eq 5 and λ can be either a predefined hyper-parameter or learnable parameter.

4 EXPERIMENT

In this section, we conduct extensive experiments on various real-world datasets to validate the effectiveness of the proposed framework LGCF. Via experiments, we aim to answer the following questions:

- **RQ1:** How does LGCF perform compared with the state-of-the-art CF models on the sparse setting?
- **RQ2:** How does LGCF perform compared with the state-of-the-art CF models on the normal setting?
- **RQ3:** Can LGCF be complementary to the embedding-based GNN CF models?
- **RQ4:** How does the sparsity of data affect the performance of LGCF and other CF models?

Table 2: The Statistics of the Datasets from Tianchi, Amazon and MovieLens, respectively.

Dataset	#Users	#Items	#Edges
Tianchi-685988	4,151	539	7,492
Tianchi-2798696	2,579	94	2,988
Tianchi-4527720	1,853	137	2,860
Tianchi-174490	2,267	285	3,826
Tianchi-61626	2,305	764	3,270
Tianchi-810632	5,057	555	9,402
Tianchi-3937919	1,846	158	2,980
Amazon-Beauty	991	85	4,092
Amazon-Gift	458	148	2,966
MovieLens-War	2,970	89	4,240
MovieLens-Romance	20,407	376	33,884

In the following subsections, we will first introduce experimental settings, next design experiments to answer the above questions and we further probe to understand the working of LGCF.

4.1 Experimental Settings

4.1.1 Datasets. In our experiments, we have tested the proposed framework on twelve datasets, which are from three different real-world recommendation scenarios: Tianchi[1], Amazon[21] and MovieLens[9]. Specifically, we construct seven datasets corresponding to seven item categories from Tianchi, two datasets from two item categories from Amazon and two datasets from two item categories from MovieLens. The statistics of the datasets are summarized in Table 2. Next we briefly introduce these datasets:

- **Tianchi:** This is a user behavior dataset provided by Alibaba for recommendations. There are millions of user-item interactions recorded in this dataset including clicking, purchasing and so on. Each interaction consists of a user ID, an item ID, an item category ID, a behavior type and a timestamp. Note that in our experiments, if there exists a behavior between a user and an item, we consider it as an interaction between them. Specifically, we extract seven user-item interaction datasets from different item categories and denote each of them as *Tianchi-ID*, where *ID* indicates the item category.
- **Amazon:** This is a product review dataset from Amazon, which includes reviews (ratings or texts), product information (e.g., descriptions, category and so on) and user-item interactions (i.e., viewing or purchasing). We select user-item interactions to construct two datasets for items from two categories in Amazon, i.e., Amazon-beauty and Amazon-Gift.
- **MovieLens:** This dataset describes 5-star ratings from *MovieLens*, a movie recommendation service. Each rating record consists of a user ID, a movie ID, a rating score and the category of the movie. In our experiments, we consider each rate as one interaction, regardless of its score.

4.1.2 Baselines. We mainly compare the proposed method with LightGCN [10] and NGCF [30], which have empirically outperformed most recent CF-based models including NeuMF [11], PinSage [35] and HOP-Rec [34]. In addition, we also compare LGCF

with one of the most classic factorization-based recommendation models – MF [17]. The baseline methods are summarized as follows:

- **MF:** MF aims at directly learning the latent user and item embeddings via minimizing Bayesian Personalized Ranking (BPR) loss. The recommendation prediction is made based on the inner product of the user embedding and the item embedding.
- **NGCF:** NGCF explicitly encodes the multi-hop connectivity into the embedding learning process. It refines the user and item embeddings via propagation layers, and then makes recommendation predictions based on the refined user embedding and the refined item embedding.
- **LightGCN:** LightGCN is a GNN-based CF method which is customized for recommendations. Specifically, it only includes neighborhood aggregation in GNNs for collaborative filtering, while discarding other components such as feature transformation.

4.1.3 Evaluation Metrics. We randomly split the interactions in a dataset into three sets: the training set, the validation set and the test set. To avoid the cold-start setting, we further constrain that all users and items in the validation set and the test set should exist in the training set. More details about the data split will be introduced later. For each user-item interaction in the validation set or the test set, we generate 49 non-existent user-item interactions which share the same user with this user-item interaction. In other words, for the user in a user-item interaction, there are 50 candidate user-item pairs, where only one is positive and others are negative. During model evaluation, we compute recommendation scores for 50 candidate user-item pairs for each user-item pair. Then, we rank these scores and calculate the Hit Rate (HR) of the positive pair in top 5 among 50 candidates and its Normalized Discounted Cumulative Gain (NDCG). Finally, we average HR and NDCG for all user-item interactions in the validation set or the test set. Specially, we evaluate every model on each dataset with 10 seeds, and then report the average performance. In this work, we only report the HR performance since NDCG performance is similar and consistent with HR performance.

4.2 Performance Comparison in Sparse Scenarios

The major motivation of LGCF is to improve the recommendation performance when there are a few user-item interactions or user-item interactions are sparse. Therefore, we start the evaluation by comparing the proposed method with baselines under the sparse setting, which correspondingly answers **RQ1**. Specifically, to obtain a sparse training user-item interaction bipartite graph, we randomly select as many interactions as possible as the validation set or the test set while ensuring no isolated nodes in the training set and no cold-start nodes in the validation set and the test set. After this process, the densities of the resulting sparse graphs are summarized in Table 3.

The performance comparison on these sparse datasets is demonstrated in Table 5. We make the following observations:

Table 3: Densities of the Sparse User-item Bipartite Graphs. Note that “Density” is computed specifically for the interaction graph as $Density = \#Edges \div (\#Users \times \#Items)$.

	Tianchi							Amazon		MovieLens	
	685988	2798696	4527720	174490	61626	810632	3937919	Beauty	Gift	War	Romance
density	0.0019	0.0106	0.0074	0.0036	0.0014	0.0019	0.0064	0.0121	0.0071	0.0113	0.0027

Table 4: Performance Comparison under the Sparse Setting.

HR(%)	Tianchi							Amazon		MovieLens	
	685988	2798696	4527720	174490	61626	810632	3937919	Beauty	Gift	War	Romance
MF	28.4±2.3	19.8±4.9	25.4±3.1	27.0±1.7	15.6±1.2	25.2±1.9	38.7±5.2	64.3±7.4	12.7±0.3	55.8±3.0	57.7±1.0
NGCF	36.7±3.0	25.6±4.2	32.7±3.3	37.2±4.2	17.8±2.2	36.0±2.3	47.5±3.0	83.1±0.7	14.4±0.3	63.5±1.1	71.0±0.2
LightGCN	29.4±2.1	22.1±3.9	25.9±3.6	25.9±3.6	18.8±1.8	28.2±1.4	24.4±1.7	39.1±6.6	14.5±0.3	32.4±2.0	36.0±1.0
LGCF	65.3±0.4	39.7±0.6	60.2±1.0	66.2±0.5	41.6±3.0	60.7±0.2	61.6±0.2	88.0±0.4	32.4±2.0	81.1±0.5	82.7±1.2

- The performance of LightGCN is worse than NGCF on most datasets. These results suggest that only neighborhood aggregation may not help embedding refinement in sparse scenarios.
- LGCF outperforms other baselines on the sparse datasets significantly, which supports that capturing local structures is more effective than learning user and item embeddings in sparse scenarios. Meanwhile, this validates the effectiveness of LGCF in capturing CF information from local structures on sparse user-item bipartite graphs. More details about how the sparsity impacts the performance and why LGCF can improve the performance will be provided in the following subsections.

4.3 Performance Comparison in Normal Scenarios

In the last subsection, we empirically demonstrated the superior of LGCF over the baseline methods in sparse scenarios. In this section, we further study how LGCF performs in normal settings where we ensure we have sufficient training data. To achieve the goal, we randomly select 90% of user-item interactions as the training set, and then divide the remaining interactions into the validation set and the test set equally. Since LGCF makes recommendations from a different perspective from LGCF and LightGCN, we also investigate if LGCF is complementary to them. The aims of these experiments are to answer **RQ2** and **RQ3**. The results are summarized in Table 5. It can be observed:

- LGCF can often perform reasonably that achieves comparable performance with the baseline methods on most datasets.
- LGCF-ens has shown significant performance improvement over both LGCF and LightGCN on most datasets. This demonstrates that LGCF indeed provides complementary information to embedding-based CF methods. Thus, there is a great potential to integrate these methods for the recommendation task.
- LGCF-emb does not performs well on some datasets. It directly concatenates embeddings from LGCF and LightGCN. However, the embeddings from LGCF and LightGCN could be not aligned. Among the integration methods, LGCF-ens

achieves consistent and better performance compared to LGCF-emb.

4.4 The Impact of Sparsity

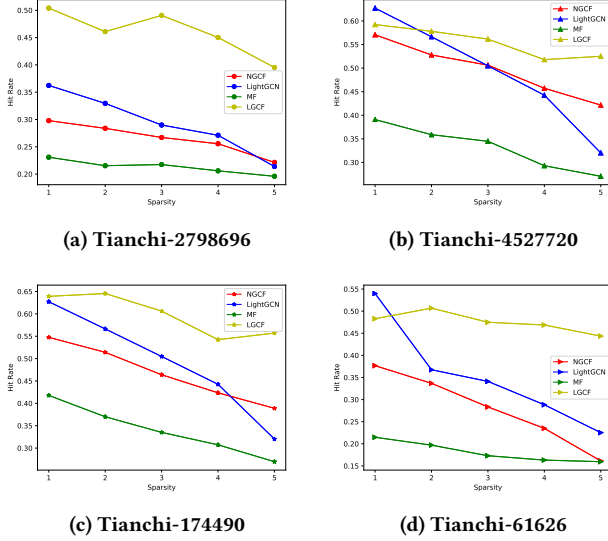
In this subsection, we further explore **RQ4**: how the sparsity of the training user-item bipartite graph affects the performance of different models. Specifically, we first randomly select 10% user-item interactions and split them equally into the validation set and the test set. Note that we constrain there are no cold-start users and items in the validation set and the test set. We take the remaining 90% interactions as the full training set, and denote its sparsity as 1. Next, we divide the full training set into two sets: the necessary set and the additional set. The necessary set consists of the minimum interactions to ensure all the users and items connected with at least one neighbor and the additional set includes the remaining interactions. We randomly select 20%, 40%, 60% and 80% of interactions from the additional set and exclude them from the full training set to increase the sparsity of the training user-item bipartite graphs. Here we denote the sparsity of these training graphs as 2, 3, 4, 5, respectively. The performance of LGCF, LGCF-enz and the baseline methods are shown in Figure 5. (We have similar observations on most of datasets, and we select four of them to report due to the space limitation) We can observe that the performance of all the methods tend to decrease with the increase of graph sparsity. However, the performance drop of LightGCN and NGCF is relatively more significant than that of the proposed LGCF. LightGCN and LGCF typically perform comparably on the least sparse cases, and then the performance gap tends to increase with the graph sparsity raises. In addition, LGCF-enz is more robust to the sparsity change compared to LightGCN, which demonstrates that the integration of LGCF can help LightGCN reduce its sensitivity towards graph sparsity.

4.5 Further Probing

In this subsection, we explore to further understand how LGCF works. As mentioned before, LGCF provides a new perspective to build GNN-based CF methods. Experimental results in Table 5 have demonstrated that LGCF is complementary to LightGCN. Thus, we first examine how LGCF is complementary to LightGCN for

Table 5: Performance Comparison under the Normal Settings.

HR(%)	Tianchi							Amazon		MovieLens	
	685988	2798696	4527720	174490	61626	810632	3937919	Beauty	Gift	War	Romance
MF	57.3±3.0	22.0±3.0	43.9±4.1	41.6±3.3	22.3±4.6	70.7±1.6	38.7±5.3	93.7±1.4	44.2±4.1	72.0±1.7	77.7±0.5
NGCF	69.6±1.8	29.7±3.7	56.0±2.1	55.2±3.0	37.1±3.7	53.6±2.9	47.5±3.0	93.5±1.1	46.4±2.4	75.5±0.5	82.6±0.2
LightGCN	76.2±1.2	32.4±2.9	62.7±1.7	60.3±1.1	44.0±3.5	74.1±0.6	55.6±3.6	94.4±1.1	51.4±0.3	80.9±1.0	85.3±0.2
LGCF	76.9±1.2	49.3±2.5	59.3±1.7	63.4±3.5	46.9±5.6	71.2±2.3	55.7±1.6	91.5±2.5	36.9±6.1	65.5±12.9	77.3±5.6
LGCF-emb	72.1±7.1	46.3±3.1	54.1±5.9	62.4±3.7	50.0±3.0	71.0±3.1	57.8±3.0	92.6±2.0	36.6±8.3	64.7±7.6	81.5±2.8
LGCF-ens	76.8±1.1	44.8±4.1	62.7±3.3	67.3±2.1	54.5±2.4	74.9±1.0	61.7±2.1	94.7±0.7	52.8±1.0	87.5±0.4	88.5±0.4

**Figure 5: The Performance of Different Methods vs. the Graph Sparsity on Four Tianchi Datasets**

different types of user-item pairs. Moreover, localized graphs play a crucial role in LGCF. Therefore, we investigate if localized graphs for positive and negative pairs are distinguishable via case studies.

4.5.1 How is LGCF complementary to LightGCN. To explore what kind of user-item pairs can benefit by integrating LGCF and LightGCN, we divide the test set in normal scenarios into different groups based on the average degree of the user and the item for a user-item pair. Specifically, we first sort all the user-item pairs in the test set in ascending order according to their average degree, and divide the sorted pairs into 5 groups. We then train models on the same training set and test them on these groups. The performance of LightGCN, LGCF and LGCF-ens is shown in Figure 6. We first note that the performance of all methods tends to increase when degree increases. In most cases, for all degree groups, LGCF-ens (or integrating LGCF and LightGCN) can boost the recommendation performance. This improvement is relatively more significant for groups with small degree. These results suggest that LGCF provides complementary information to LightGCN for all degree groups especially for these groups with small degree. This property has its significance in practice since how to make recommendations

for user-item pairs with limited interactions is still a challenging problem in real-world recommender systems.

4.5.2 Localized Graphs. The key to the success of LGCF is that the extracted localized graphs for positive and negative pairs are distinguishable. In other words, they have distinct structures. Thus, we visualize the extracted localized graphs for two positive user-item pairs and their corresponding negative pairs in Figure 7. Note that these two pairs are correctly predicted by LGCF, while wrongly predicted by LightGCN. For the figure, we observe that the localized graphs for positive pairs are substantially different from these of negative pairs, and thus LGCF can distinguish them and make correct predictions. These case studies not only validate the feasibility of using localized graphs for recommendations but also further demonstrate that recommendations via localized graphs are complementary to these via embeddings.

5 RELATED WORK

Collaborative Filtering (CF) is one of the most popular techniques for recommendation [3]. Its core idea is to make predictions of a user's preference by analyzing its historical interests. There are basically two types of CF methods: memory-based CF methods and model-based models. Memory-based CF methods aim at making predictions by memorizing its similar users' (or items') historical interactions [12, 18]. Model-based CF methods aim at predicting by inferring from an underlying model. MF [17] is one of the most popular model-based CF methods, which focuses on mapping a user/item ID directly to a representation and then making a prediction based on the inner product of the user representation and the item representation. Instead of just using a vanilla ID to denote a user, some models propose to integrate historical items connected with a user as pre-existing features to obtain better representations, such as SVD++ [16] and FISM [13]. With the rapid development of deep neural networks (DNNs), there are more and more works exploring to incorporate DNN techniques into model-based CF methods. Model-based CF methods consist of two basic components: representation learning and interaction function, and various DNN techniques have been introduced to enhance these two components. NeuMF [11] utilizes DNNs to model the interaction function, while DeepMF [33] adopts DNNs to refine the user/item representations. With the successful generalization of DNN to graphs, graph neural networks (GNNs) have drawn great attention. User-item interactions in recommendations can be naturally denoted as a bipartite graph. Thus, more and more works study

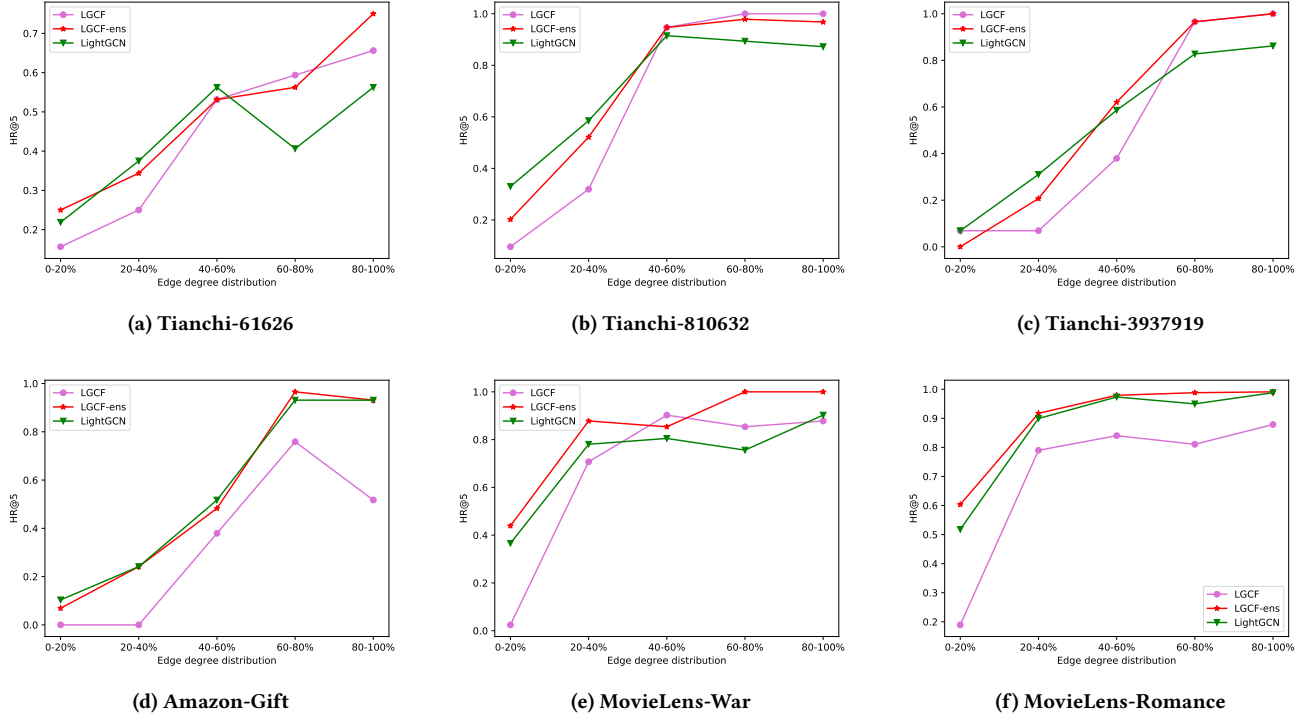


Figure 6: Performance Analysis with Degree.

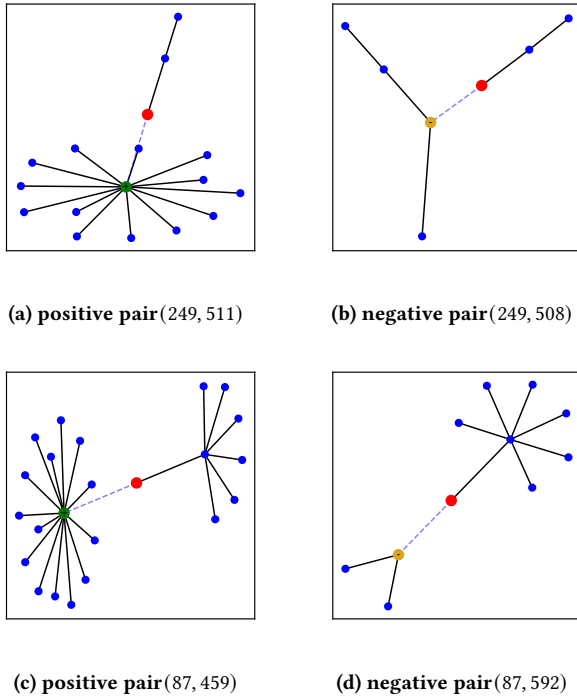


Figure 7: Case Studies on Localized Graphs.

how to utilize GNN techniques in model-based CF methods including HOP-Rec [34], PinSage [35], NGCF [30] and LightGCN [10]. Specifically, HOP-Rec [34] includes multi-hop connections into the MF method. PinSage [35] is developed based on GraphSage [8], and it can be directly applied in industry-level recommendations. NGCF [30] proposes to explicitly encode high-order connectivity into representation via graph filtering operation. LightGCN [10] simplifies the design of GNN specially for the recommendation task by eliminating feature transformation and activation function.

6 CONCLUSION

In this paper, we propose a GNN-based CF model named Localized Graph Collaborative Filtering (LGCF) from a novel perspective for recommendations. It aims at encoding the collaborative filtering information into a localized graph representation. Different from existing embedding-based CF models, LGCF does not require learning embeddings for each user and item. Instead, it focuses on learning the recommendation-related patterns from the localized graph extracted from the input user-item interaction graph for a specific user-item pair. We have conducted extensive experiments to demonstrate the effectiveness of LGCF in recommendation tasks. Empirical study shows LGCF can achieve state-of-the-art or comparable performance with other SOTA GNN-based CF models in normal scenarios, and it significantly outperforms other GNN-based CF methods in sparse scenarios. In addition, we have observed that the performance gain of the proposed LGCF and that of the embedding-based CF method can be complementary to each other. In the future,

we will explore other graph filter and pooling operations to learn the localized graph representations. In addition, we plan to explore some advanced techniques such as attention mechanism to further incorporate different types of GNN-based CF models.

REFERENCES

- [1] [n.d.]. User Behavior Data from Taobao for Recommendation. <https://tianchi.aliyun.com/dataset/dataDetail?dataId=649&userId=1>. Accessed May 23, 2021.
- [2] Gediminas Adomavicius and Alexander Tuzhilin. 2005. Toward the next generation of recommender systems: A survey of the state-of-the-art and possible extensions. *IEEE transactions on knowledge and data engineering* 17, 6 (2005), 734–749.
- [3] Charu C Aggarwal. 2016. Model-based collaborative filtering. In *Recommender systems*. Springer, 71–138.
- [4] James Davidson, Benjamin Liebald, Junning Liu, Palash Nandy, Taylor Van Vleet, Ullas Gargi, Sujoy Gupta, Yu He, Mike Lambert, Blake Livingston, et al. 2010. The YouTube video recommendation system. In *Proceedings of the fourth ACM conference on Recommender systems*. 293–296.
- [5] Hongyang Gao and Shuiwang Ji. 2019. Graph u-nets. In *international conference on machine learning*. PMLR, 2083–2092.
- [6] Carlos A Gomez-Urbe and Neil Hunt. 2015. The netflix recommender system: Algorithms, business value, and innovation. *ACM Transactions on Management Information Systems (TMIS)* 6, 4 (2015), 1–19.
- [7] Huifeng Guo, Ruiming Tang, Yunming Ye, Zhenguo Li, and Xiuqiang He. 2017. DeepFM: a factorization-machine based neural network for CTR prediction. *arXiv preprint arXiv:1703.04247* (2017).
- [8] William L Hamilton, Rex Ying, and Jure Leskovec. 2017. Inductive representation learning on large graphs. *arXiv preprint arXiv:1706.02216* (2017).
- [9] F Maxwell Harper and Joseph A Konstan. 2015. The movielens datasets: History and context. *Acm transactions on interactive intelligent systems (tiis)* 5, 4 (2015), 1–19.
- [10] Xiangnan He, Kuan Deng, Xiang Wang, Yan Li, Yongdong Zhang, and Meng Wang. 2020. Lightgcn: Simplifying and powering graph convolution network for recommendation. In *Proceedings of the 43rd International ACM SIGIR Conference on Research and Development in Information Retrieval*. 639–648.
- [11] Xiangnan He, Lizi Liao, Hanwang Zhang, Liqiang Nie, Xia Hu, and Tat-Seng Chua. 2017. Neural collaborative filtering. In *Proceedings of the 26th international conference on world wide web*. 173–182.
- [12] Thomas Hofmann. 2004. Latent semantic models for collaborative filtering. *ACM Transactions on Information Systems (TOIS)* 22, 1 (2004), 89–115.
- [13] Santosh Kabbur, Xia Ning, and George Karypis. 2013. Fism: factored item similarity models for top-n recommender systems. In *Proceedings of the 19th ACM SIGKDD international conference on Knowledge discovery and data mining*. 659–667.
- [14] Diederik P Kingma and Jimmy Ba. 2014. Adam: A method for stochastic optimization. *arXiv preprint arXiv:1412.6980* (2014).
- [15] Thomas N Kipf and Max Welling. 2016. Semi-supervised classification with graph convolutional networks. *arXiv preprint arXiv:1609.02907* (2016).
- [16] Yehuda Koren. 2008. Factorization meets the neighborhood: a multifaceted collaborative filtering model. In *Proceedings of the 14th ACM SIGKDD international conference on Knowledge discovery and data mining*. 426–434.
- [17] Yehuda Koren, Robert Bell, and Chris Volinsky. 2009. Matrix factorization techniques for recommender systems. *Computer* 42, 8 (2009), 30–37.
- [18] Greg Linden, Brent Smith, and Jeremy York. 2003. Amazon. com recommendations: Item-to-item collaborative filtering. *IEEE Internet computing* 7, 1 (2003), 76–80.
- [19] Dongsheng Luo, Wei Cheng, Wenchao Yu, Bo Zong, Jingchao Ni, Haifeng Chen, and Xiang Zhang. 2021. Learning to drop: Robust graph neural network via topological denoising. In *Proceedings of the 14th ACM International Conference on Web Search and Data Mining*. 779–787.
- [20] Yao Ma, Suhang Wang, Charu C Aggarwal, and Jiliang Tang. 2019. Graph convolutional networks with eigenpooling. In *Proceedings of the 25th ACM SIGKDD International Conference on Knowledge Discovery & Data Mining*. 723–731.
- [21] Julian McAuley. [n.d.]. Amazon product data. <http://jmcauley.ucsd.edu/data/amazon/>. Accessed May 23, 2021.
- [22] Shumpei Okura, Yukihiro Tagami, Shingo Ono, and Akira Tajima. 2017. Embedding-based news recommendation for millions of users. In *Proceedings of the 23rd ACM SIGKDD International Conference on Knowledge Discovery and Data Mining*. 1933–1942.
- [23] Ekagra Ranjan, Soumya Sanyal, and Partha Talukdar. 2020. Asap: Adaptive structure aware pooling for learning hierarchical graph representations. In *Proceedings of the AAAI Conference on Artificial Intelligence*, Vol. 34. 5470–5477.
- [24] Steffen Rendle, Christoph Freudenthaler, Zeno Gantner, and Lars Schmidt-Thieme. 2012. BPR: Bayesian personalized ranking from implicit feedback. *arXiv preprint arXiv:1205.2618* (2012).
- [25] Badrul Sarwar, George Karypis, Joseph Konstan, and John Riedl. 2001. Item-based collaborative filtering recommendation algorithms. In *Proceedings of the 10th international conference on World Wide Web*. 285–295.
- [26] Xiaoyuan Su and Taghi M Khoshgoftaar. 2009. A survey of collaborative filtering techniques. *Advances in artificial intelligence* 2009 (2009).
- [27] Hanghang Tong, Christos Faloutsos, and Jia-Yu Pan. 2006. Fast random walk with restart and its applications. In *Sixth international conference on data mining (ICDM'06)*. IEEE, 613–622.
- [28] Petar Veličković, Guillem Cucurull, Arantxa Casanova, Adriana Romero, Pietro Lio, and Yoshua Bengio. 2017. Graph attention networks. *arXiv preprint arXiv:1710.10903* (2017).
- [29] Hao Wang, Naiyan Wang, and Dit-Yan Yeung. 2015. Collaborative deep learning for recommender systems. In *Proceedings of the 21th ACM SIGKDD international conference on knowledge discovery and data mining*. 1235–1244.
- [30] Xiang Wang, Xiangnan He, Meng Wang, Fuli Feng, and Tat-Seng Chua. 2019. Neural graph collaborative filtering. In *Proceedings of the 42nd international ACM SIGIR conference on Research and development in Information Retrieval*. 165–174.
- [31] Zonghan Wu, Shirui Pan, Fengwen Chen, Guodong Long, Chengqi Zhang, and S Yu Philip. 2020. A comprehensive survey on graph neural networks. *IEEE transactions on neural networks and learning systems* (2020).
- [32] Keyulu Xu, Weihua Hu, Jure Leskovec, and Stefanie Jegelka. 2018. How powerful are graph neural networks? *arXiv preprint arXiv:1810.00826* (2018).
- [33] Hong-Jian Xue, Xinyu Dai, Jianbing Zhang, Shujian Huang, and Jiajun Chen. 2017. Deep Matrix Factorization Models for Recommender Systems.. In *IJCAI*, Vol. 17. Melbourne, Australia, 3203–3209.
- [34] Jheng-Hong Yang, Chih-Ming Chen, Chuan-Ju Wang, and Ming-Feng Tsai. 2018. HOP-rec: high-order proximity for implicit recommendation. In *Proceedings of the 12th ACM Conference on Recommender Systems*. 140–144.
- [35] Rex Ying, Ruining He, Kaifeng Chen, Pong Eksombatchai, William L Hamilton, and Jure Leskovec. 2018. Graph convolutional neural networks for web-scale recommender systems. In *Proceedings of the 24th ACM SIGKDD International Conference on Knowledge Discovery & Data Mining*. 974–983.
- [36] Zhitao Ying, Jiaxuan You, Christopher Morris, Xiang Ren, Will Hamilton, and Jure Leskovec. 2018. Hierarchical graph representation learning with differentiable pooling. In *Advances in Neural Information Processing Systems*. 4800–4810.
- [37] Muhan Zhang and Yixin Chen. 2018. Link prediction based on graph neural networks. *arXiv preprint arXiv:1802.09691* (2018).
- [38] Zhen Zhang, Jiajun Bu, Martin Ester, Jianfeng Zhang, Chengwei Yao, Zhi Yu, and Can Wang. 2019. Hierarchical graph pooling with structure learning. *arXiv preprint arXiv:1911.05954* (2019).
- [39] Ziwei Zhang, Peng Cui, and Wenwu Zhu. 2020. Deep learning on graphs: A survey. *IEEE Transactions on Knowledge and Data Engineering* (2020).