

Exploring the potential of flow-based programming for machine learning deployment in comparison with service-oriented architectures

Andrei Paleyes
University of Cambridge
Department of Computer Science and
Technology
United Kingdom
ap2169@cam.ac.uk

Christian Cabrera
University of Cambridge
Department of Computer Science and
Technology
United Kingdom
chc79@cam.ac.uk

Neil D. Lawrence
University of Cambridge
Department of Computer Science and
Technology
United Kingdom
ndl21@cam.ac.uk

ABSTRACT

Background. Despite huge successes reported by the field of machine learning, such as speech assistants or self-driving cars, businesses still observe very high failure rate when it comes to deployment of ML in production. We argue that part of the reason is infrastructure that was not designed for activities around data collection and analysis. **Aims.** We propose to consider flow-based programming with data streams as an alternative to commonly used service-oriented architectures for building software applications. **Method.** To compare flow-based programming with the widespread service-oriented approach, we develop a data processing application, and formulate two subsequent ML-related tasks that constitute a complete cycle of ML deployment while allowing us to assess characteristics of each programming paradigm in the ML context. **Results.** Employing both code metrics and empirical observations, we show that when it comes to ML deployment each paradigm has certain advantages and drawbacks. **Conclusions.** Our main conclusion is that while FBP shows great potential for providing infrastructural benefits for deployment of machine learning, it requires a lot of boilerplate code to define and manipulate the dataflow graph. We believe that with better developer tools in place this problem can be alleviated, establishing FBP as a strong alternative to currently prevalent SOA-driven software design approach. Additionally, we provide an insight into the trend of prioritising model development over data quality management.

CCS CONCEPTS

- **Software and its engineering** → **Software design tradeoffs**;
- **Computing methodologies** → **Machine learning**.

KEYWORDS

Machine learning, software deployment, flow-based programming, service-oriented architecture

1 INTRODUCTION

After achieving a considerable success as an academic discipline, machine learning (ML) components are now increasingly deployed in production systems. Governmental agencies, private companies and individuals all apply ML to solve their practical tasks. McKinsey has reported a 25% year to year growth of ML adoption by businesses, with nearly half of respondents reporting revenue increase [5].

Deployment of machine learning typically happens on top of the existing data processing infrastructure. Companies are usually looking to speed up their processing workflows, gain additional insights to aid their decision making, improve detection of anomalous behavior, or provide customers with new functions based on the data they already have in a given service. Machine learning models are often a centerpiece of such projects. Consequently, if the existing infrastructure makes it simple and straightforward to perform activities associated with standard ML workflows, such as dataset collection or model hosting, the whole deployment effort is more likely to succeed.

Unfortunately, this is not always the case. According to some reports up to 87% of data science and ML projects never make it to production [41]. We believe that one of the reasons for such a high failure rate lies in the fact that large part of ML projects are being deployed on top of existing software solutions which were built to fulfill goals that are important but unrelated to ML, such as high availability, robustness, low latency. However, machine learning poses a completely new set of challenges that the majority of existing software architectures are not designed for [31].

Given the fact that more and more businesses seek to convert the data they manage into business value, it seems reasonable to explore software architectures that would fit that purpose best. In this work we consider the potential of flow-based programming (FBP) as a paradigm for building business applications, and contrast it with the widely used service-oriented architecture (SOA). We believe that FBP has a range of useful properties that make data-related tasks more straightforward. To explore this hypothesis we have chosen a simple illustrative application and implemented it in two paradigms: FBP and SOA. Then we have defined a simple ML-related task and compared how efficient it was to complete this task with each of the paradigms. Our observations after conducting this experiment suggest that while there are a number of trade-offs to consider, FBP definitely has potential for simplifying development of data driven applications and subsequent deployment of ML in them. This potential might be exploited if better programming tools for FBP become available.

2 BACKGROUND

In this section we briefly introduce key concepts and paradigms used throughout the paper.

2.1 Service-oriented architecture

Service-oriented architecture (SOA) is a paradigm for development of software applications [33]. Under this paradigm the application is broken down into several components called services, which interact between each other via a pre-defined protocol to provide application's users with necessary functionality. Services only interact on API level, thus hiding details of each service's implementation, which results in a set of loosely coupled components. In recent years SOA and its derivatives, such as microservices, gained substantial popularity and can be considered de-facto standard distributed software design approach [30]. Service orientation gives developers a range of important benefits: incapsulation, loose coupling, modularity, scalability and ease of integration with other systems, so it is a reasonable choice for those who need to build scalable software [4, 32].

2.2 Flow-based programming

Flow-based programming was created by J.P. Morrison [28], and can be considered a special case of the more general dataflow programming paradigm. It defines software applications as a set of processes which exchange data via connections that are external to those processes. FBP exhibits "data coupling", which is considered in computing to be the loosest form of coupling between software components, thus promoting a flexible component-oriented software architecture. FBP has a reputation of a paradigm aimed at optimizing speed, bandwidth and processing power in multi-tasking, parallel processing applications. For example Szydlo et. al. consider FBP's application to IoT [39], Lampa et.al. explored FBP's potential in the context of drug discovery [18], Zaman et. al. presented an FBP-based framework for mobile development [42]. Recent years saw birth of several general-purpose projects built on flow-based programming principles, such as NoFlo [2] and Node-RED¹. Node-RED in particular became popular in the IoT community [8, 9], as the FBP model was found to be a good fit for building data processing pipelines in IoT. Developing this idea further, in this paper we argue that there is potential in a wider use of FBP.

A notable feature of FBP is the ability to present the whole program visually as a graph of data flow. This feature has two important implications. First, the graph-like structure allows to reason about the complete programs in a unique way that is often impossible in case of object oriented programming (OOP) or SOA. We leverage this aspect later in this work. Second, it allows for visual no-code programming which in some cases may aid adoption of FBP. In particular it is believed to be useful for beginners who have little or no prior coding experience [25].

2.3 Data streams

In this work we make use of data streams as connectors in flow-based programs. A data stream is a sequence of data records that are made available over time. Machine learning on data streams is not a new concept. Data processing platforms such as Apache Spark [27], Apache Flink [7] or Google Cloud Dataflow [17] are widely used for manipulating large datasets and executing machine

learning tasks. AWS Kinesis² and Apache Kafka [16] are some of the most commonly used data streaming services.

3 EXPERIMENT DESIGN AND IMPLEMENTATION

We developed an exemplary application to study properties of FBP and compare it against classical SOA approach. Concretely, we implemented a prototype of a ride allocation system for a taxi booking application.³ In this section we describe this system and give details of the experiment we defined to examine fitness of both paradigms in the ML context.

3.1 Ride Allocation application

We have chosen Ride Allocation application as described by Lawrence [20] for our case study. On one hand, the idea of assigning taxi drivers to incoming ride requests is simple enough to describe and it does not require much background knowledge. On the other hand, it provides enough non-trivial functionality and data processing to make it worth studying in the context of ML deployment.

At the highest level our implementation consists of two parts: the allocation system itself and the code that simulates events happening in the outside world. This overview can be seen in Figure 1.

The allocation system provides several functions. First, it assigns taxi drivers to incoming ride requests. Second, it keeps track of all allocated rides and updates them according to the incoming events. We recognize several types of events: ride starts, ride finishes, location updates, cancellations. Third, it calculates factual wait times for passengers, defined as a difference between the moment a ride was allocated and the passenger's pickup.

The simulation part is implemented as a discrete-event simulation and is responsible for generating events that would be happening if our system was deployed as a part of a real life taxi application. In addition to creating initial data like a list of available drivers, it generates new ride requests and events for rides that were previously allocated.

To ensure fair comparison we have created functionally equivalent systems using FBP and SOA development paradigms. To further ensure equivalency we have maximized code reuse. In particular, both implementations share the same data types as well as the simulation code. All data types used in the system are shown in Figure 2.

3.2 Experiment setup

The main goal of this research is to explore the utility of the two approaches for data analysis and ML deployment tasks. Here we describe details of the experiment we have conducted to fulfill this purpose.

Consider a scenario where the following business problem is defined by the company that runs the taxi allocation application: provide customers with an estimated wait time. That is, at the time when a new ride request is processed and a driver is allocated to it, estimate how long the passenger would have to wait before they will be picked up, and show the user this information. How

¹<https://nodered.org/>

²<https://aws.amazon.com/kinesis/>

³Full source code of the project can be found at <https://github.com/mlatcl/fbp-vs-soa>

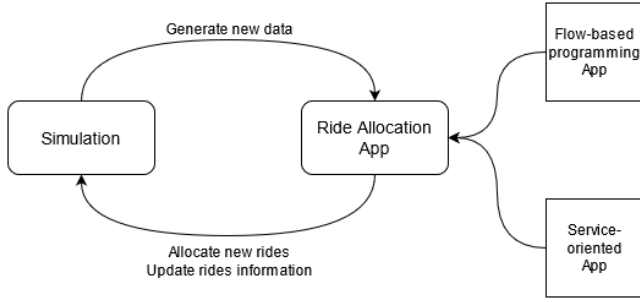


Figure 1: Overview of the Ride Allocation system high level mechanics. Simulation part generates new data, which is handled by Ride Allocation app to allocate new rides or update information about existing ones. Output of the app is sent back to the simulation. All FBP and SOA implementations of the Ride Allocation app implement same interface to ensure fair comparison.

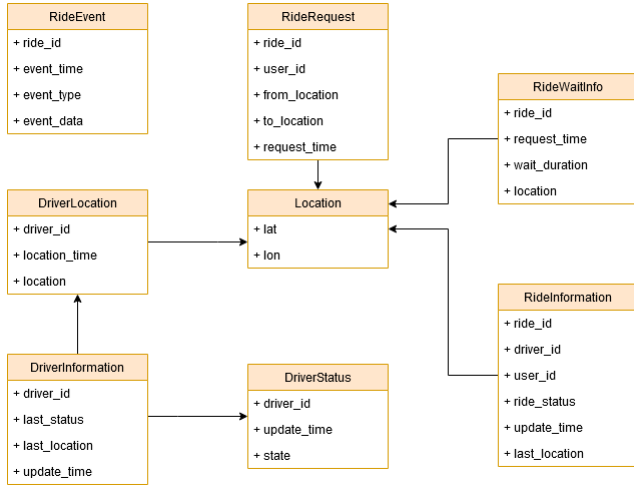


Figure 2: All data record types defined in the Ride Allocation system. Each table shows the name of the class and a list of its fields. Arrows signify "has a" relationship between entities. For simplicity separate types for driver and user were not defined, and instead just IDs were used to distinguish these entities. Although such types would be necessary in real software application, in our example they are not needed for any function.

do we solve this business problem using machine learning in the two different software implementations? Here we describe the implementation details of completing this task, and defer the pros and cons discussion till the next section.

Both code bases were initially developed with only a minimal necessary functionality in mind. We pretended there were no initial requirements around data or additional functionality at all, and therefore did not have any out-of-the-box mechanisms for arbitrary dataset collection or ML deployment. It is worth noting that both implementations rely on storing at least input and output data, but

since our data collection task deals with parts of the system rather than the whole, the already built-in storage is not sufficient.

In order to enable structured approach towards evaluation of codebase changes, we defined three stages of the implementation:

- **Stage 1:** minimal code to provide basic functionality as described in section 3.1. Denoted in the code and this paper by suffix *min*.
- **Stage 2:** same as Stage 1 plus dataset collection. A complete dataset required collecting data from two locations within the application. Inputs, which we considered to be ride request's and driver's locations, are available at the time ride allocation is done. Output, which is the actual waiting time, becomes available later in time, when passenger pickup happens. Denoted by suffix *data*.
- **Stage 3:** same as Stage 2 plus the new output of estimated wait time produced via a deployed ML model. The ML model is trained on the dataset collected at the previous stage. The application has to load an already trained offline and serialized ML model, perform the prediction at the time ride allocation is done, and output estimated wait time in addition to the allocation information. Denoted by suffix *ml*.

Consequently, our experiment contains six implementations of the Ride Allocation app: three per each of two analyzed paradigms. A complete list can be found in Table 1. In the following subsections we discuss implementation details of all stages of the application in regard to each programming paradigm used.

3.3 Implementation notes: SOA paradigm

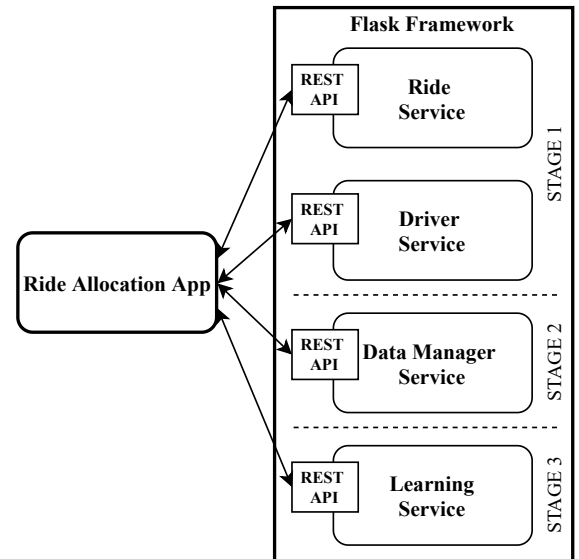


Figure 3: SOA implementation of the Ride Allocation app. New services defined within each stage are shown. App code interacts with each service via HTTP requests.

Key	Paradigm	Stage	Description
<i>fb_app_min</i>	FBP	1	Basic functionality
<i>fb_app_data</i>	FBP	2	Same as <i>fb_app_min</i> plus dataset collection
<i>fb_app_ml</i>	FBP	3	Same as <i>fb_app_data</i> plus estimated wait time output
<i>soa_app_min</i>	SOA	1	Basic functionality
<i>soa_app_data</i>	SOA	2	Same as <i>soa_app_min</i> plus dataset collection
<i>soa_app_ml</i>	SOA	3	Same as <i>soa_app_data</i> plus estimated wait time output

Table 1: List of all created implementations of the Ride Allocation app. First column gives the key by which a particular implementation is referred to in the codebase.

Figure 3 shows the software implementation of the allocation app based on the SOA paradigm. We use the lightweight Flask⁴ framework to develop the SOA based applications because of its flexibility and popularity among the micro-services community. We implement a set of services that offer the required capabilities for each implementation stage. The Ride Allocation App communicates with the services using REST APIs to save, retrieve and process rides, drivers, and waiting times data. All services are hosted locally, and the communication is happening via HTTP requests.

Two services were implemented for the Stage 1 as they provide the basic functionalities of the Ride Allocation application.

Ride Service implements the capabilities to save, retrieve, and process rides information according to the simulation events. Three APIs are implemented to store the rides information (i.e., *add_all_rides*, *add Ride_events*, and *add Ride_infos*). Four APIs are implemented to retrieve rides information (i.e., *get Ride_infos*, *get Ride_wait_infos*, *get_all_rides*, and *get Rides_by_state*). And the *update Ride_allocation* API is implemented to update rides' information once they are allocated.

Driver Service implements the capabilities to save, retrieve and process drivers information. We implement the *add_all_drivers_statuses* and the *add Ride_drivers_locations* APIs to store drivers information. Three APIs are implemented to retrieve drivers data (i.e., *get_all_drivers*, *get_driver_data_to_save*, and *get_driver_by_id*). The *allocate_driver* and the *release_driver* APIs are implemented to update drivers availability once a ride is assigned or finished.

The services above fulfill all functionality required by Stage 1 of the experiment. For Stage 2 we implemented an additional service responsible for collecting the dataset. Specifically, **Data Manager Service** implements the functionality of collecting the data that the learning model uses in the next stage. These functions include data formatting (i.e., *get Ride_data_to_save*, and *get_wait_times_to_save*) and data storing (i.e., *save_data_to_file*). In addition, changes were made to **Ride** and **Driver** services to retrieve necessary data.

One more service was implemented in order to host the trained ML model and do predictions with it, as required by Stage 3 of the experiment. **Learning Service** provides the API *get_estimated_times*, which predicts user's waiting times based on the driver's and user's locations using the trained model.

Furthermore, we have also implemented data access layer (DAL) that stored and retrieved data as necessary from the local SQLite database. For the purposes of fair comparison we have excluded

DAL code from further analysis presented in Section 4, since FBP implementation described in the next section does not use a database.

3.4 Implementation notes: FBP paradigm

The FBP implementation of the Ride Allocation system is built with two major building blocks: data streams and stateless processing nodes. It follows an example implemented in the Milan package⁵. For the purposes of this work we use the lightweight Python FBP framework flowpipe⁶.

A data stream is a collection of data records of the same type that is updated whenever a new record arrives. Each data stream within the application belongs to one of three categories:

- Input streams, that receive data from the outside world;
- Output streams, that hold data produced by the application;
- Internal streams, that hold intermediate data within the application. These streams are necessary because processing nodes by definition are not allowed to have state.

A processing node takes one or more streams as an input, performs some operations on them, and then puts the result into one or more output or internal data streams. Within the design approach we are considering such nodes do not carry internal state, and do not make external calls to outside services or databases. All data influencing a processing node should be registered in the system, so if such additional input is necessary, it should be represented as a data stream.

As can be seen in Figure 4, our system defines four granular operations, some of which produce data that is only observed within the application itself, such as joined information about a driver. This data is put on a separate stream before being consumed by the *AllocateRide* operation.

Implementation of the dataset collection task in Stage 2 exploits the graph-like nature of FBP programs. In order to gain access to necessary data records, we traversed the dataflow graph and intercept data in corresponding nodes.

New output required by Stage 3 was implemented as one more output stream preceded by a new processing node. The processing node *EstimateRideWaitTime* consumed *RideAllocationStream* as well as *DriverInformationStream*, loaded trained ML model to do necessary inference, and produced *EstimatedRideWaitTime* output stream.

⁵<https://github.com/amzn/milan/tree/master/milan/milan-samples/milan-sample-gen/src/main/scala/com/amazon/milan/samples/bodaboda>

⁶<https://github.com/PaulSchweizer/flowpipe>

⁴Flask Framework - <https://palletsprojects.com/p/flask/>

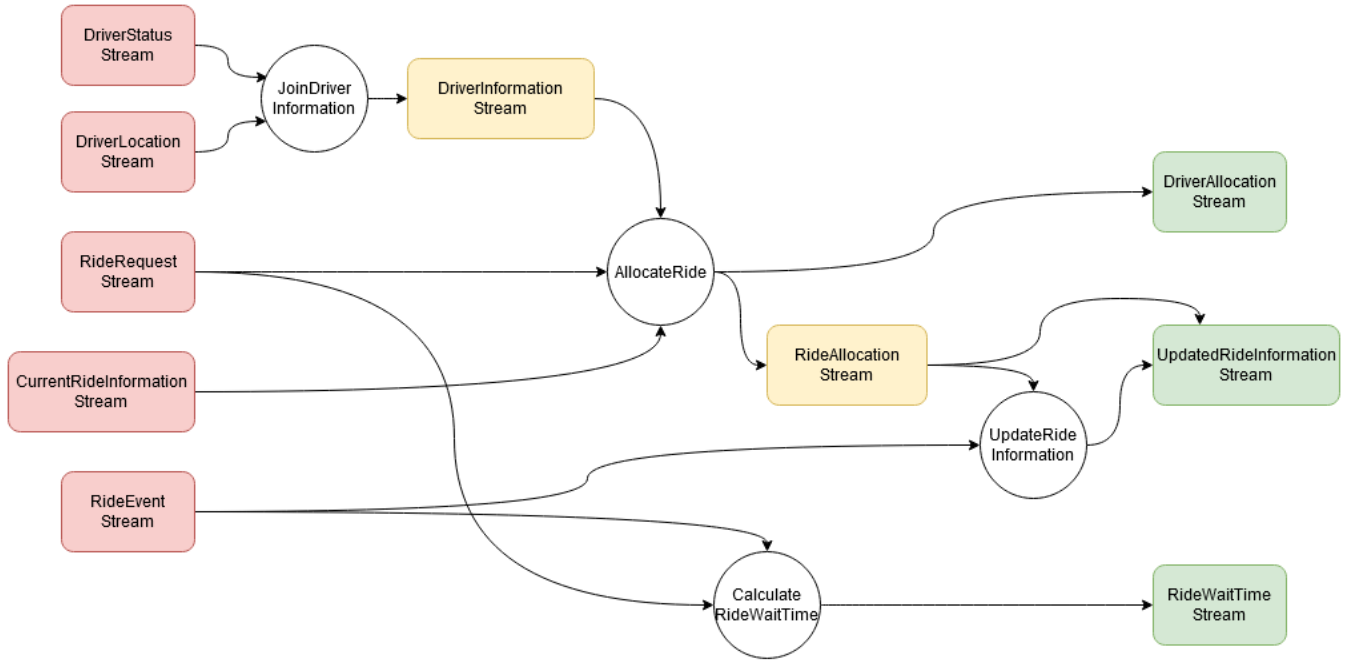


Figure 4: Flow diagram of the Ride Allocation system implemented via flow-based programming paradigm. Here rectangles show data streams, circles show processing nodes, arrows show flow of data records. Left-most streams (highlighted red) represent input data, right-most streams (green) represent system outputs, and other streams (yellow) are internal to the system.

4 EVALUATION

We employed two approaches towards evaluating pros and cons of each of the programming paradigms used in our experiment: metric-based and empirical comparison.

It should be noted that there are many possible aspects to consider when comparing software engineering approaches. Even though it is possible to draw some general conclusions about each paradigm from the comparisons outlined below, within the scope of this paper we only limited ourselves to the task of comparing FBP and SOA in the context of data management and ML. Therefore in this section we mostly consider visible impact on the overall codebase caused by implementation of tasks required by Stages 2 and 3 of the project.

4.1 Metric-based comparison

We use a number of software evaluation metrics in order to measure the impact of each subsequent stage on the overall quality of the codebase. Here is the complete list of metrics we used, with brief discussion of why we felt it is relevant to our experiment. We used the Python package Radon⁷ and the Flake8 plugin⁸ to carry out measurements.

- **Logical Lines of Code**, which only counts executable statements and ignores comments and blank lines, as a simple first measure of the codebase size.

- **Halstead Volume** [14], which defines code volume via the number of operations and operands. This is used as a more advanced measure of the codebase size.
- **Cyclomatic Complexity** [26], which measures the number of independent paths through the code. We use it to assess how the complexity of the codebase grows with added functionality. Since cyclomatic complexity is measured separately for each code block, such as a function, we consider average cyclomatic complexity across the application.
- **Cognitive complexity** [6], which measures the complexity of the control flow of code. We use it to assess how easy it is to understand the code. As with cyclomatic complexity, we consider average cognitive complexity across the application.
- **Halstead Difficulty** [14], which measures how difficult it is to read the code. Again, this Halstead metric is formulated via the number operations and operands in code. This metric is used for a different perspective on code understanding.
- **Maintainability Index**, as defined in the Radon package⁹, is a composite metric that is calculated using a number of other metrics as operands. We use it to assess how maintainable is the codebase.

Figure 5 presents the size comparison of all implementations. Despite being developed with different paradigms and different tools, the code of each implementation turned out to be of comparable size, both in logical lines of code and in terms of operations/operands. Across all stages in both paradigms the SOA implementation turned

⁷<https://github.com/rubik/radon>

⁸https://github.com/Melevir/cognitive_complexity

⁹<https://radon.readthedocs.io/en/latest/intro.html#maintainability-index>

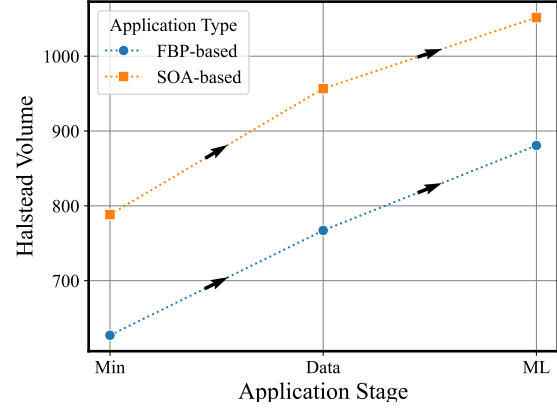
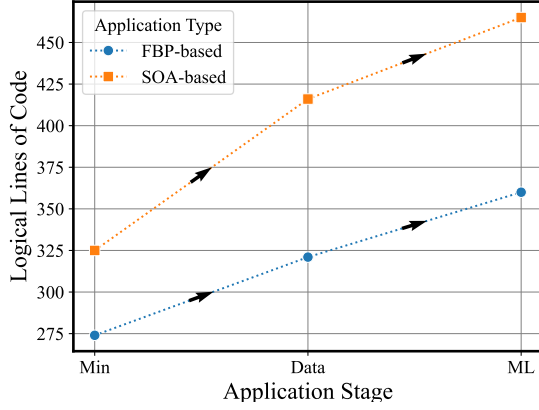


Figure 5: Metrics to compare sizes of different implementations of the Ride Allocation app. Higher value corresponds to bigger codebase.

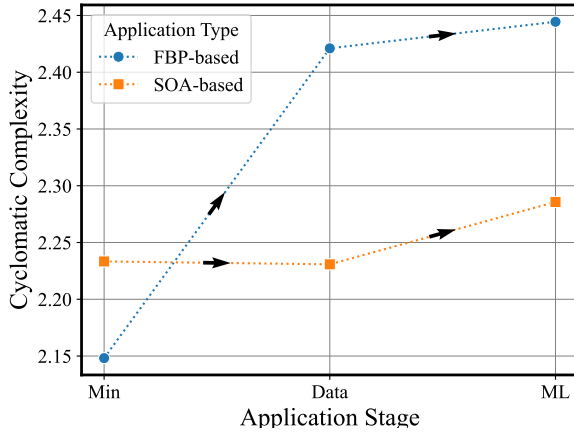


Figure 6: Comparison of average cyclomatic complexity of all implementations of the Ride Allocation app. Higher value means higher complexity.

out to be marginally bigger. While this fact does not inform the comparison on its own, it simplifies further reasoning. If we had observed significant, say orders of magnitude, difference in size of the codebases, it would have complicated fair comparison of other metrics that scale with size, such as Halstead Difficulty.

The cyclomatic complexity metric comparison is presented on Figure 6. It is clear that graph traversing logic that was required to collect the dataset in FBP-driven application has noticeable impact on the computational complexity of the solution. No other big increases are visible, indicating that no other changes either in FBP or in SOA codebase required complex logic to implement.

Figure 7 presents two metrics that address understanding of the code by humans. It is interesting to observe that Halstead Difficulty and Cognitive Complexity metrics seemingly contradict: while the former shows SOA is a much simpler codebase, the latter clearly

favours FBP. We believe this contradiction reflects key characteristics of each development approach. FBP requires a lot of operations on edges and vertices in order to build and manipulate the data flow graph. That explains its worse score in Halstead Difficulty, which is calculated with operations and operands. However defining the graph is a linear process, and once the graph is defined control flow on it becomes trivial, thus FBP’s lower score on Cognitive Complexity. On the contrary, SOA-based approaches require relatively fewer operations to setup, partially due to richer software framework underlying them. However the control flow of sending requests and handling responses (on top of the boilerplate already provided by Flask) isn’t trivial, hence worse performance in terms of the Cognitive Complexity.

Nevertheless the Maintainability Index, as shown on the Figure 8, is unaffected by aforementioned contradiction, and declines at approximately same rate for both paradigms.

Lastly, we combine multiple metrics together, to gain an additional insight. Figure 9 combines size-related metrics on one plot, and complexity-related metrics on the other. Interestingly, these plots make it very clear how data collection stage critically impacts all metrics of the codebase. For size metrics, the trends intersect between Stage 1 and Stage 2, while being nearly parallel between Stage 2 and Stage 3. This suggests that data collection on stage 2 had different scale of impact on different metrics for FBP and SOA implementations. For complexity metrics, the distance between points that represent Stage 1 and Stage 2 is significantly bigger than between points for Stage 2 and Stage 3. This again clearly shows how big was an impact on code complexity by the implementation of data collection.

4.2 Empirical comparison

Here we share more subjective impressions acquired in process of implementing the code for the experiment in both paradigms, that were hard to measure with objective metrics.

In Stage 1 the SOA application turned out quicker and more straightforward to develop than its FBP counterpart. SOA solution

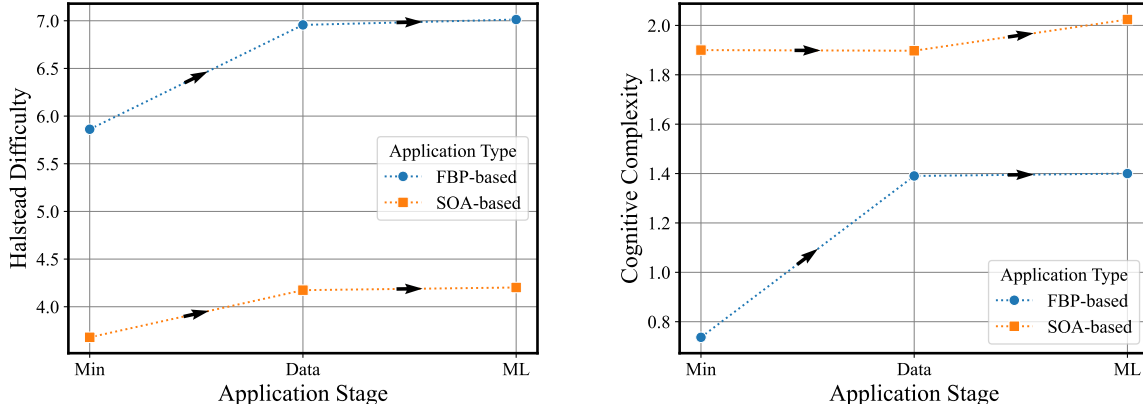


Figure 7: Metrics to compare how difficult it is to understand and follow the code of different implementations of the Ride Allocation app. Average value of the cognitive complexity is used. For both metrics higher value means code is harder to comprehend.

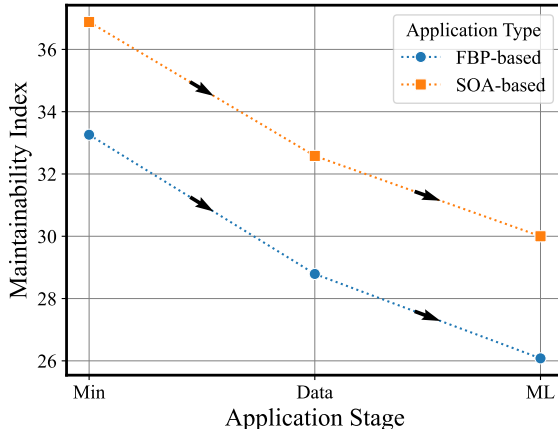


Figure 8: Comparison of Maintainability Index metric of all implementations of the Ride Allocation app. Higher value means better maintainability.

could be built with higher level tools, while FBP required some low level piping and additional abstractions that were not available out of the box. SOA paradigm is also more common, while FBP required a different way of thinking about the application logic. Overall, for someone who has experience with developing software services, the cost of developing Stage 1 code was lower for the SOA-based approach.

As expected, both approaches did not provide the dataset out of the box, and changes were necessary for dataset collection task in Stage 2. However the code needed for FBP solution was more localized. Essentially the whole data collection operation could be implemented at a single location. On the contrary, SOA implementation required changes in three distinct services in order to collect the complete dataset, which is more intrusive and prone to

errors, especially if the code is ever anticipated to be in long term maintenance mode.

Both approaches performed well for deploying ML model in Stage 3: FBP exposed model predictions via separate processing node followed by an output stream, SOA encapsulated the model within a separate service with a simple API. We believe this has shown that both paradigms are well equipped for the usage of trained ML models.

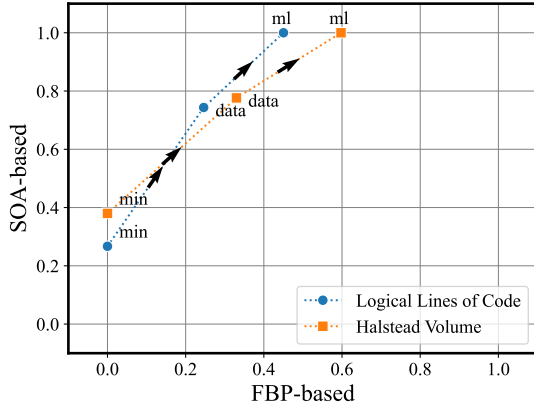
4.3 Discussion

We conclude this section with a discussion of observed results.

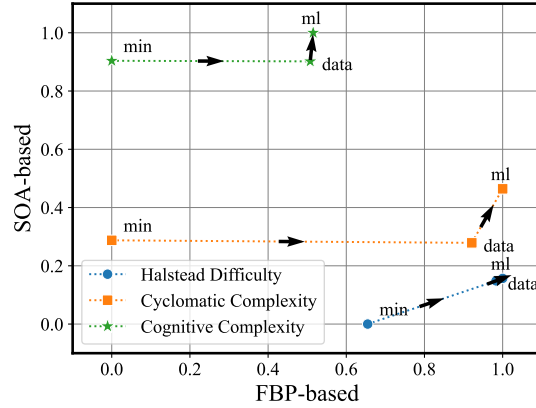
The Halstead Difficulty metric and our subjective observations suggest that initial cost of developing FBP solutions is higher. That is likely the consequence of the fact that SOA is a highly evolved and widely deployed programming paradigm. Therefore the majority of people with experience of modern industrial software development, which authors of this work consider themselves to be, can iterate and make progress within this paradigm at a quicker pace. In contrast, FBP is not nearly as widespread. This paradigm required a conceptual shift in the way a developer thinks about the application, because instead of API focused approach used in SOA and OOP one needs to adopt dataflow mindset.

Dataset collection stage turned out to be the most critical for surfacing differences between the paradigms in ML-related context. On one hand, FBP approach was more convenient and less intrusive, as all changes were localized even though we needed to collect data from multiple places within the application. Changes to SOA application had to be introduced in multiple places, which poorly affects long term development. On the other hand, multiple metrics and our observations suggest that on their own accord SOA changes were much simpler, and thus less prone to errors during initial development.

Unlike previous two stages, Stage 3 yielded no additional insight into difference between the paradigms considered. Nevertheless it is important to see the confirmation of the fact that both paradigms



(a) Size metrics combined. Note how trends intersect between first two stages.



(b) Complexity metrics combined. Note difference in distances between first two and last two stages.

Figure 9: Combinations of multiple metrics. All values are normalized to fall within $[0, 1]$ range. Text next to a point is the stage key this point corresponds to.

can support hosting ML model for predictions well, without significant impact on the rest of the system.

Most downsides we observed in the FBP-driven approach can be alleviated by better development tools. Python ecosystem is poor when it comes to high level libraries for designing FBP applications, comparing with more widespread SOA-oriented high level frameworks like Flask¹⁰. This lack of data-focused tooling is understandable, given that historically FBP was designed and mostly used for parallel processing. However we believe this work has shown that FBP has a potential for being a competitive alternative to SOA for building data driven applications and simplifying ML deployment on top of such applications. Therefore it might be worth for software engineering community to invest in development of FBP-based frameworks that prioritise data management.

Concretely, we observed that when developing an application with FBP paradigm, a lot effort is spent in defining the dataflow, manipulating graph nodes and vertices, traversals. Any framework that allows software developers to abstract away from this boilerplate code and focus on actual application domain, business logic and entities, would streamline the development process and reduce the complexity of the codebase.

There is some software that already represents steps in that direction. Namely, the Milan¹¹ package is a general DSL written in Scala. This package allows users to express their domain logic, which is then compiled to operations on data streams. Google Dataflow¹⁷ and Apache NiFi¹² also employ dataflow paradigm, although they are branded as platforms for large scale data processing. We propose

to consider redesigning them as general purpose tools for business applications, regardless of the amount of data passing through.

Comparing multiple metrics between each other we have realized that the data collection stage was far more impactful change than the model deployment (Figure 9). This might uncover additional reason for the trend in modern ML community to focus on model research rather than data research [21]. If model management is easier and less error-prone than data management, it is easy to understand why developers and researches are motivated to seek improvements in iterating over models rather than over data collection improvements, all other factors being equal.

5 RELATED WORK

Deployment of machine learning in production faces a wide variety of challenges that affect every step of the deployment workflow [31]. Data processing is often mentioned as one of the areas that cause most concern [34]. Lin and Ryaboy give a detailed description of how the scalable service-oriented architecture in Twitter becomes a source of multiple problems for data science projects inside the company [23]. In particular, they explain how the service-oriented approach utilized in Twitter makes the job of data scientists difficult, as it complicates data discovery and collection. Authors point out that while each service outputs rich logging information which could in theory serve as a dataset source, in practice these logs are usually inconsistent, incomplete and difficult to parse. Furthermore, the single responsibility principle that drives SOA architectures means it is difficult for data scientists to collect a complete dataset, and many data science projects in Twitter are getting stuck at the data discovery stage. Similar observations are made in Confluent [38], where the situation is called "The Data Dichotomy": while high quality data management is about exposing data, services are about hiding it. Observations from our previous experience in industry, where we faced many of these issues first hand, served as a motivation for this research.

¹⁰It can be argued that our evaluation hinges on a particular choice of tool we chose to carry out the experiment. However we have also considered a range of other FBP libraries in Python ecosystem. For instance we considered <https://github.com/gangtao/pyflow> and <https://github.com/PermaData/rill>, and our impression is that our results would be similar with any of them.

¹¹<https://github.com/amzn/milan>

¹²<https://nifi.apache.org/>

Given the popularity of SOA, many attempts have been made to re-think this software design approach and enhance it with better data handling capabilities. Götz et al. [13] proposes a data-driven approach towards designing microservices, which requires a complete data picture of a business as a prerequisite - something that can be difficult to acquire for any medium-sized business. Uber Engineering's Domain-Oriented Microservice Architecture [12] can be seen as a step forward in this line of thinking, as this design approach only requires high-level understanding of main entities and domains a business operates with. On a different note, Safina et al. extends Jolie, a programming language based on the microservices paradigm, in a way that allows to build services with Jolie in data-driven fashion [37]. Contrary to this strand of the software engineering research, in our work we wanted to suggest community to consider utilizing radically different approaches towards better data management in software development, rather than incrementally improving SOA.

Some of the high level ideas that motivated this paper were first introduced by Diethe et al. [10] and further developed by Lawrence [20] and Borchert [3] under the name of Data Oriented Architectures (DOA). In these works DOA is described as a design approach that uses data streaming to create data-first software systems. Borchert also presented Milan, a domain-specific language written in Scala that can be used for building systems according to the DOA principles. However, the most practical way to implement DOA in practice is an unresolved question. In that light our work can be seen as the first step towards moving DOA beyond a high level concept by applying it to practical tasks and comparing against other popular software design methodologies.

Even before FBP was introduced and formalized as a full-fledged programming paradigm, a duality of control flow and data flow for building software was explored by the computer science community [19, 40]. FBP itself was contrasted with other paradigms and design principles, although never in the context of ML. In his book "Flow-Based Programming: A new approach to application development" the creator of FBP J.P. Morrison dedicated a chapter to the discussion of conceptual similarities and differences between FBP and OOP [29]. Similarly, Roosta contrasted dataflow and functional programming paradigms in his book "Parallel Processing and Parallel Algorithms: theory and computation" [35, 36]. On a more practical side, Lobunets and Krylovskiy implemented the same IoT processing system with SOA and FBP, and reported their experiences in regard to code coupling, debugging and testing [24]. While our methodology is similar, we aim to contrast FBP and SOA with focus on data and ML.

The machine learning community is well aware of the concept of data flow. It is often used for implementation of ML tools. Notable examples include Tensorflow [1], a general purpose library with focus on neural networks, Neuflow [11], a hardware architecture optimized for the computation of general-purpose vision algorithms, RLFlow [22], a reinforcement learning library, and more. The key difference between these tools and the analysis presented in this paper is that while the aforementioned tools are used to implement new ML algorithms, we explore general receptivity of FBP-driven software application to deployment of ML.

6 CONCLUSIONS AND FUTURE WORK

Before starting the experiment described in this paper, we have anticipated FBP to be an obviously better fit for data management and ML deployment purposes. There turned out to be no clear cut decision about superiority of one paradigm over the other in this context.

Objectively, code metrics suggest that SOA solution has slightly lower computational complexity. Much of the complexity was added to the FBP solutions as Stage 2 and was related to the complex traversal of the dataflow graph. SOA implementation was simpler computationally because there was no need for complex operations on the graph. FBP-driven implementations however are mentally simpler to comprehend. Subjectively, FBP code was indeed easier to extend for data collection, but that is compensated by higher costs of initial development. Therefore we can conclude that FBP offers some advantages for developing data processing applications, but cannot yet be seen as an ultimate paradigm to employ.

Nonetheless, there is a clear potential in using FBP to ease the pain of deploying ML. We believe better tooling that allows developers to define dataflow graphs at a higher level of abstraction can help fill some of the current gaps and leverage that potential.

Additionally, we showed that data collection code caused much more significant impact to metrics of both codebases, comparing to model deployment. This could serve as an additional explanation of modern trends of seeking performance improvements through models rather than through data.

In the future we would like to further scale the experiment described in this paper. For instance, the same ML deployment perspective can be considered in the distributed context, where data streaming platforms such as Apache Kafka would have to be used. Long-term experiments that involved multiple changes over the considerable amount of time, e.g. a year, can also be informative. Other paradigms, such as the Actor model [15], can also be considered for comparison.

REFERENCES

- [1] Martin Abadi, Ashish Agarwal, Paul Barham, Eugene Brevdo, Zhifeng Chen, Craig Citro, Greg S Corrado, Andy Davis, Jeffrey Dean, Matthieu Devin, et al. 2016. Tensorflow: Large-scale machine learning on heterogeneous distributed systems. *arXiv preprint arXiv:1603.04467* (2016).
- [2] H Bergius. 2015. NoFlo—flow-based programming for Javascript. URL: <http://noflojs.org> (2015).
- [3] Tom Borchert. 2020. *Milan: An Evolution of Data-Oriented Programming*. Available at <https://tborchertblog.wordpress.com/2020/02/13/28/>.
- [4] Christian Cabrera, Fan Li, Vivek Nallur, Andrei Palade, MA Razzaque, Gary White, and Siobhán Clarke. 2017. Implementing heterogeneous, autonomous, and resilient services in IoT: An experience report. In *A World of Wireless, Mobile and Multimedia Networks (WoWMoM), 2017 IEEE 18th International Symposium on*. IEEE, 1–6.
- [5] Arif Cam, Michael Chui, and Bryce Hall. 2019. Global AI Survey: AI proves its worth, but few scale impact. *McKinsey Analytics* (2019).
- [6] G Ann Campbell. 2018. Cognitive complexity: An overview and evaluation. In *Proceedings of the 2018 international conference on technical debt*. 57–58.
- [7] Paris Carbone, Asterios Katsifodimos, Stephan Ewen, Volker Markl, Seif Haridi, and Kostas Tzoumas. 2015. Apache Flink: Stream and batch processing in a single engine. *Bulletin of the IEEE Computer Society Technical Committee on Data Engineering* 36, 4 (2015).
- [8] Zenon Chaczko and Robin Braun. 2017. Learning data engineering: Creating IoT apps using the node-RED and the RPI technologies. In *2017 16th International Conference on Information Technology Based Higher Education and Training (ITHET)*. IEEE, 1–8.
- [9] Diego Clerissi, Maurizio Leotta, Gianna Reggio, and Filippo Ricca. 2018. Towards an approach for developing and testing Node-RED IoT systems. In *Proceedings of the 1st ACM SIGSOFT International Workshop on Ensemble-Based Software*

- Engineering. 1–8.
- [10] Tom Diethe, Tom Borchert, Eno Thereska, Borja Balle, and Neil Lawrence. 2019. Continual learning in practice. *arXiv preprint arXiv:1903.05202* (2019).
 - [11] Clément Farabet, Berin Martini, Benoit Corda, Polina Akselrod, Eugenio Cudicini, and Yann LeCun. 2011. Neuflow: A runtime reconfigurable dataflow processor for vision. In *CVPR 2011 workshops*. IEEE, 109–116.
 - [12] Adam Gluck. 2020. Introducing Domain-Oriented Microservice Architecture. *Uber Engineering Blog* (2020).
 - [13] Benjamin Götz, Daniel Schel, Dennis Bauer, Christian Henkel, Peter Einberger, and Thomas Bauernhansl. 2018. Challenges of production microservices. *Procedia CIRP* 67 (2018), 167–172.
 - [14] Maurice H Halstead. 1977. Elements of software science. (1977).
 - [15] Carl Hewitt. 2010. Actor model of computation: scalable robust information systems. *arXiv preprint arXiv:1008.1459* (2010).
 - [16] Jay Kreps, Neha Narkhede, Jun Rao, et al. 2011. Kafka: A distributed messaging system for log processing. In *Proceedings of the NetDB*, Vol. 11. 1–7.
 - [17] SPT Krishnan and Jose L Ugia Gonzalez. 2015. Google Cloud Dataflow. In *Building Your Next Big Thing with Google Cloud Platform*. Springer, 255–275.
 - [18] Samuel Lampa, Jonathan Alvarsson, and Ola Spjuth. 2016. Towards agile large-scale predictive modelling in drug discovery with flow-based programming design principles. *Journal of cheminformatics* 8, 1 (2016), 1–12.
 - [19] Hugh C Lauer and Roger M Needham. 1979. On the duality of operating system structures. *ACM SIGOPS Operating Systems Review* 13, 2 (1979), 3–19.
 - [20] Neil Lawrence. 2019. *Modern Data Oriented Programming*. Available at <http://inverseprobability.com/talks/notes/modern-data-oriented-programming.html>.
 - [21] Neil D Lawrence. 2017. Data readiness levels. *arXiv preprint arXiv:1705.02245* (2017).
 - [22] Eric Liang, Zhanghao Wu, Michael Luo, Sven Mika, and Ion Stoica. 2020. Distributed Reinforcement Learning is a Dataflow Problem. *arXiv preprint arXiv:2011.12719* (2020).
 - [23] Jimmy Lin and Dmitriy Ryaboy. 2013. Scaling big data mining infrastructure: the Twitter experience. *Acm SIGKDD Explorations Newsletter* 14, 2 (2013), 6–19.
 - [24] O Lobunets and A Krylovskiy. 2014. Applying flow-based programming methodology to data-driven applications development for smart environments.
 - [25] Dave Mason and Kruti Dave. 2017. Block-based versus flow-based programming for naive programmers. In *2017 IEEE Blocks and Beyond Workshop (B&B)*. IEEE, 25–28.
 - [26] Thomas J McCabe. 1976. A complexity measure. *IEEE Transactions on software Engineering* 4 (1976), 308–320.
 - [27] Xiangrui Meng, Joseph Bradley, Burak Yavuz, Evan Sparks, Shivaram Venkataraman, Davies Liu, Jeremy Freeman, DB Tsai, Manish Amde, Sean Owen, et al. 2016. Mllib: Machine learning in Apache Spark. *The Journal of Machine Learning Research* 17, 1 (2016), 1235–1241.
 - [28] J Paul Morrison. 1994. Flow-based programming. In *Proc. 1st International Workshop on Software Engineering for Parallel and Distributed Systems*. 25–29.
 - [29] J Paul Morrison. 2010. *Flow-Based Programming: A new approach to application development*. CreateSpace.
 - [30] O'Reilly. 2020. *Microservices Adoption in 2020: A survey*. Available at <https://www.oreilly.com/radar/microservices-adoption-in-2020/>.
 - [31] Andrei Paleyes, Raoul-Gabriel Urma, and Neil D Lawrence. 2020. Challenges in deploying machine learning: a survey of case studies. *arXiv preprint arXiv:2011.09926* (2020).
 - [32] Michael P Papazoglou and Dimitrios Georgakopoulos. 2003. Service-oriented computing. *Commun. ACM* 46, 10 (2003), 25–28.
 - [33] Randall Perrey and Mark Lycett. 2003. Service-oriented architecture. In *2003 Symposium on Applications and the Internet Workshops, 2003. Proceedings*. IEEE, 116–119.
 - [34] Neoklis Polyzotis, Sudip Roy, Steven Euijong Whang, and Martin Zinkevich. 2018. Data lifecycle challenges in production machine learning: a survey. *ACM SIGMOD Record* 47, 2 (2018), 17–28.
 - [35] Seyed H Roosta. 2000. Data Flow and Functional Programming. In *Parallel Processing and Parallel Algorithms*. Springer, 411–437.
 - [36] Seyed H Roosta. 2012. *Parallel processing and parallel algorithms: theory and computation*. Springer Science & Business Media.
 - [37] Larisa Safina, Manuel Mazzara, Fabrizio Montesi, and Victor Rivera. 2016. Data-driven workflows for microservices: Genericity in jolie. In *2016 IEEE 30th International Conference on Advanced Information Networking and Applications (AINA)*. IEEE, 430–437.
 - [38] Ben Stopford. 2016. *The Data Dichotomy: Rethinking the Way We Treat Data and Services*. Available at <https://www.confluent.io/blog/data-dichotomy-rethinking-the-way-we-treat-data-and-services/>.
 - [39] Tomasz Szydlo, Robert Brzoza-Woch, Joanna Senderek, Mateusz Windak, and Chris Gniady. 2017. Flow-based programming for IoT leveraging fog computing. In *2017 IEEE 26th International Conference on Enabling Technologies: Infrastructure for Collaborative Enterprises (WETICE)*. IEEE, 74–79.
 - [40] Philip C Treleaven. 1982. Towards a Decentralised General-Purpose Computer. In *Programmiersprachen und Programmentwicklung*. Springer, 21–31.
 - [41] VentureBeat. 2019. *Why do 87 percent of data science projects never make it into production?* Available at <https://venturebeat.com/2019/07/19/why-do-87-of-data-science-projects-never-make-it-into-production/>.
 - [42] Jesse Zaman, Lode Hoste, and Wolfgang De Meuter. 2015. A flow-based programming framework for mobile app development. In *Proceedings of the 3rd International Workshop on Programming for Mobile and Touch*. 9–12.