

# Rethinking of AlphaStar

Ruo-Ze Liu

liuruoze@163.com

## Abstract

We present a different view for AlphaStar (AS), the program achieving Grand-Master level in the game StarCraft II. It is considered big progress for AI research. However, in this paper, we present problems with the AS, some of which are the defects of it, and some of which are important details that are neglected in its article. These problems arise two questions. One is that what can we get from the built of AS? The other is that does the battle between it with humans fair? After the discussion, we present the future research directions for these problems. Our study is based on a reproduction code of the AS, and the codes are available online .

## 1 Introduction

For a long time, the board game Go was considered a testbed challenging for AI technologies. Its state space is huge (about  $3^{361}$ ) thus traditional searching methods can not solve it in a reasonable time. AlphaGo (AG) (Silver et al. 2016), a program released by DeepMind (DM), beat the human Go Champion player in 2015, by using deep reinforcement learning (Deep-RL, DRL) (Mnih et al. 2015) and Monte Carlo tree search (MCTS) (Chaslot et al. 2008). AG first used human data to do supervised learning (SL) and then used DRL plus MCTS to do RL training (Sutton and Barto 1998). After 1 year, the successor, AlphaGo Zero (AG<sup>Z</sup>) (Silver et al. 2017) was published, which can beat AG without human data. Researchers thought Go has been solved and began to shift to other challenging domains.

Meanwhile, from 2010, a video game StarCraft (SC, or called SC1) developed by Blizzard Entertainment (BE) was also used as a testbed for AI (Ontañón et al. 2013). SC has many differences with Go. E.g., it is an imperfect information game, its action and state space are much larger. Though there had been some RL research on SC, the majority of methods are state machines and heuristic search, e.g., see SAIDA (Yoon et al. 2018) and Locutus (Nielsen 2019). These bots' APM (actions per minute) is not restricted, meaning their APM can be much larger than humans'. However, there are still no bots that can beat professional SC players (Certicky et al. 2019).

The two roads of RL research after Go and AI research for SC converged in 2017. DM and BE jointly published SC2LE

(short as SE (Vinyals et al. 2017)), a machine learning platform for StarCraft II (SC2). SC2 is the successor to SC, also developed by BE. The gameplay of SC2 is similar to SC1 except for some differences like unit types have changed a little. Such, training difficulties on the two should be similar. Previously, a learning platform TorchCraft (Synnaeve et al. 2016) existed for SC1. However, SE is a better one due to 3 reasons: 1. BE provided an official interface for SC2, while the one in SC1, the BWAPI, is provided by the community through reverse engineering; 2. BE also released Linux SC2 to be the simulator for running it on servers. While SC1 can not directly run on Linux, making training inconvenient; 3. BWAPI can't close the game rendering screen, leading to training slow. While the Linux SC2 can run without rendering, improving the sampling speed by a large margin.

DM also provided supports for SE by a Python interface PySC2<sub>1</sub> (short as PS<sub>1</sub>, the subscript is version number). A contribution of PS is that it provides a human interface (HI) for agent learning. E.g., the agent needs first to select a unit (like humans use a mouse to click), then issues the command, which we call human action (HA). The agent also needs to perceive visual information directly from the screen. Such challenges make training on PS is hard. The baseline (Mnih et al. 2016) can not even beat the easiest built-in AI. Some researchers used tricks to ease the difficulties, e.g., see (Sun et al. 2018), (Pang et al. 2019), and (Lee et al. 2018). They rely on macro actions built on HA. However, direct training based on HA is still little.

In Jan 2019, AlphaStar (AS) (Vinyals et al. 2019a) was proposed in a blog (we call it AS<sup>B</sup>, B refers to Blog). When fighting vs. human players (HP), AS<sup>B</sup> showed powerful performance and beat two professional HPs. However, in a Live show, AS was deceived by the strategies of an HP, showing its weakness. Also, some criticisms argue it uses high APM humans can not achieve. After 10 months, the improved AS (Vinyals et al. 2019b) was published (we call it AS<sup>N</sup>, N refers to Nature). AS<sup>N</sup> has a restriction of APM and uses a camera. However, AS<sup>N</sup> still achieved the Grand-Master (GM) level in Battle.Net (BN, a match platform hold by the game developer) and surpassed 99.8% of players. The results are amazing and the SC2 problem seems to be solved.

However, in this paper, we present a different view of AS by delving into its details, codes (by a mini-scale reproduction (Liu et al. 2021b)), experiments, and analysis of replays

(90 ones). We find that the problem handled by AS is actually a sub-problem of the one proposed in SE. The difficulty between the two is much different but is little discussed. We call this “Neglect in AS”. Then through replays, we present the defects of AS and connect the reason to its architecture. Finally, we give future directions for the SC2 problem. This paper’s contributions are as follows:

- We present a critical rethinking of AS, such as the actual problem it handled and the defects of it.
- A symbolic definition for the SC2 problem and its decomposition on several dimensions are given.
- For future research on SC2 AI, we give useful directions.

## 2 Background

### 2.1 Deep Reinforcement Learning

RL can be represented as a Markov decision process, which is a 6-tuple  $\langle S, A, P, R, \gamma, T \rangle$ . For an environment,  $S$  is the state space and  $A$  is the action space. From time step 0 to  $T$ , the agent faces with state  $s_t \in S$ , and selects action  $a_t \in A$  by policy  $\pi$  (i.e.,  $a_t \sim \pi(s_t)$ ). Then the agent receives a reward  $r_t = R(s_t, a_t)$  and the environment transits to next state  $s_{t+1} \sim P(s'|s_t, a_t)$ .  $\gamma$  is a discount factor and return is  $G_t = \sum_{z=t}^T \gamma^{z-t} r_z$ . An RL algorithm aims to find the optimal policy  $\pi^* = \operatorname{argmax}_{\pi} \mathbb{E}_t[G_t]$ .

If using function approximation (FA) to represent the policy and the FA is a Deep Neural Network (Deep-NN, or DNN) (LeCun, Bengio, and Hinton 2015), such RL is called DRL. There have several types of DNN in DRL. E.g., CNN (Convolutional NN) (Lecun and et al 1998; Krizhevsky, Sutskever, and Hinton 2012) is for image-like data learning. RNN (Recurrent NN or LSTM) (Hochreiter and Schmidhuber 1997) is good of processing sequence data. Transformer (Vaswani and et al 2017) is a fully connected NN with a self-attention mechanism which is good at handling structural information. The learning abilities of DRL benefit from the representing power of these DNNs.

### 2.2 Problem of StarCraft II

In SC2, the player chooses one from 4 race settings (Protoss, Terran, Zerg, and Random) to play. At the start, the 2 players are born in diagonal locations on the game map. Players need to collect resources, build buildings, produce units, and destroy all the opponent’s buildings to win. An illustration is in Fig. 1. Several features make SC2 suitable for testing AI, such as imperfect information, various types of units, and requirements for operation speed (more details in Appendix). We formulate the problem of SC2 as SC and later we will show how to divide it into several dimensions.

### 2.3 AlphaStar Blog

The baseline in SE (we call it  $AS^Z$ , Z refers to zero) uses a similar DNN (CNN and LSTM) and RL algorithm (A3C) as in  $AS^B$ . But why it has a large improvement in  $AS^B$ ? One reason is SC faced by  $AS^B$  has changed compared to  $AS^Z$ .

$AS^Z$  used HI while  $AS^B$  uses the raw interface (RI). The RI provides an entity list through the game engine (GE) which includes units and buildings of ours, enemies, and

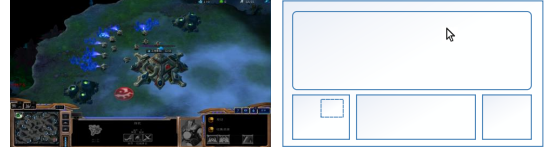


Figure 1: Left: screenshot. Right: schematic. The top is a screen, the bottom left is a minimap, the bottom middle is a user interface, dashed box in the minimap is the camera. The mouse can be clicked on the screen and minimap.

neutral’s. By that, a selection of an entity is replaced by passing an identifier to it. The identifier in the GE is *tag* (a unique number in one episode of game, e.g., like “8942387201”).  $AS^B$  first turns the entity list to an entity matrix and then uses a Transformer to model entities’ relationship (note the row number in the matrix equals the index in the list). Then, in the selected units head, the entity that performs the action is identified by  $AS^B$  using the index (see Fig. 2).  $AS^B$  calls RI to transform the index to the entity’s tag value and calls the GE to use the tag to perform the actions. In this way, AS has no need to select a unit like humans, or to remember the tag value. Thus the training difficulty is reduced by a margin.

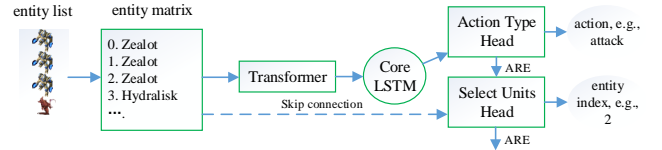


Figure 2: How from an entity list to an index on  $AS^{B\&N}$ .

### 2.4 AlphaStar Nature

$AS^N$  architecture consists of 3 encoders, 1 core, and 6 heads. The 3 encoders correspond to 3 types of information: spatial, statistical, and entity. The spatial one corresponds to minimap sub-layers passed into ResNet (He et al. 2016) (one type of CNN, note screen information is not used here). The statistical one includes minerals, food, and so on. The entity information is not used in  $AS^Z$  but in  $AS^{B\&N}$  (means  $AS^B$  and  $AS^N$ ). The outputs of encoders pass into the core LSTM module of which the outputs pass into an action-type head. Besides the action type, this head also outputs an auto-regressive embedding (ARE). ARE passes into the next argument module. This is repeated for all 5 modules: delay, queued, selected units, target unit, and target location.

For sample efficiency,  $AS^N$  uses an off-policy RL algorithm. Its loss includes V-trace actor-critic (Espeholt et al. 2018) loss, UPGO loss, entropy loss, and distillation loss between the SL policy and the RL one. The tactics in SC2 form a cycle. AS uses a league training mechanism to train a robust policy. But, we will show that AS is still easy to be attacked by novel tactics. Note  $AS^N$  trains 1 agent for 1 Race ( $AS_P^N$  refers to Protoss).  $AS^N$  has 3 trained versions. We only discuss the Final here.

### 3 Neglect in AlphaStar

We present the 5 important details that are neglected in AS.

#### 3.1 Human Interface vs. Raw Interface

When SE was first proposed, there was a vision that SC faced by RL should be much different from other domains. The SC should be handled as similar as humans, that is, using HI to learn. HI consists of HA and HO (human observation), as  $HI = HA + HO$ . E.g., the agent should select a unit by its coordinate and only use the image on the screen to infer the information. At that time, the community agreed to that consensus and researches have been made (e.g., (Pang et al. 2019)). We call this “human-level control on SC2”.

However, to the surprise of some people,  $AS^{B\&N}$  used the RI instead of the HI to build its agent, which cast a cloud over its achievements. Note,  $RI = RA + RO$ , where RA is the raw action the GE uses, RO is the raw observation the GE sees (e.g., the entity’s information). RI makes AS’s achievements not as great as the vision proposed in SE. It not only narrows the generality to other domains but also makes the comparison with humans not so fair (we later will show it). If we formulate SC in SE as  $SC^h$  (h refers to human), the SC handled by AS is actually  $SC^r$  (r refers to raw).

We present a case showing the learning difference between RA and HA. Fig. 3 shows the action space size of the two ones. This is a simple prototype in SC2, that is, how to use Protoss to get as much economy as possible at the start of the game. Through experiments, we find the training on HA is much more difficult than on RA (the training of RI is faster, while the curve of HI is flat. We place the details and training curve in the Appendix), which verified the analysis.

	HA	RA	MA
Space size	=3.51843e+16	=16,777,216	=3
Space ratio	=2,097,152,000 * RAS	=5,592,405 * MAS	N/A
Calculated way	(5 * 65536)^3	4 * 64 * 65536	3 * 1
Action space	select point (screen pos)	build probe (nexus)	build probe
	build probe	build pylon (probe, map pos)	build pylon
	build pylon (screen pos)	noop	noop
	noop	move camera (map pos)	
	move camera (map pos)		
How to do a right action? e.g., build	move camera->select point->build	build (select unit)	build

Figure 3: The 3 different action spaces for a prototype problem. HA=human action. RA=raw action. MA=macro action. Size of entity list is 64. Map size is 256x256.

Note, the difference between RI and HI is important but is little discussed in  $AS^B$  (Vinyals et al. 2019a) which only states that it uses the “raw interface” from PS. However, the  $PS_2$  at that time doesn’t include RA, which makes people suspect that the “raw” refers to the original interface (the HA). Only when the  $AS^N$  is published and  $PS_3$  is available, the real meaning of “raw” is revealed ( $PS_3$  is released at the time near as  $AS^N$ , see Table 1). The  $PS_3$  contained the RA now. But, its RA is not a replacement or upgrade on the original HA, but a neighbor. So  $PS_3$  has 2 action spaces now. It also adds similar functions for using RA as the functions using HA, which makes things look like the RA is actually added as needed afterward.

Type	RO	RA	Date	Works on
$PS_1$	No	No	Aug 2017	$AS^Z$
$PS_2$	Yes	No	Jun 2018	-
$PS_3$	Yes	Yes	Sep 2019	$AS^{B\&N}$

Table 1: PS versions. PS=PySC2. AS=AlphaStar. RO=raw observation. RA=raw action.

$AS^N$  (Vinyals et al. 2019b) gives a statement of the RI but neglects the discussions of the differences between RI and HI. We argue that these discussions should be careful and comprehensive, otherwise it could make people think SC in SE is already solved. That is, people would see no future research on SC2 AI is needed, which could be very harmful to the community of the SC AI research.

#### 3.2 Overused Human Knowledge

Previously,  $AG^Z$  uses no human data for training while AG uses human replays to learn an initial policy. Differently, AS uses human data in 3 aspects. The 1st is the same as in AG, which uses human replays to learn an SL policy.

The 2nd is the z reward used in RL which are statistic values that consist of two parts, the build order and unit counts (the two statistics may be important for SC2, but may not be so important for other domains, which narrows the AS’s generality). The usage of z is as below. Before each running of the game, AS selects a replay from the human replays. The race and map of the replay should be equal to the one in the current game. Then, when the agent runs in the SC2 environment, the replay also runs for the same steps. In each step, AS calculates the difference of the z between the agent and the player in the replay, transforming it as a negative reward. The reward is then used for RL learning. Note the z reward makes AS learning improved, but it also promotes AS to imitate the human player, instead of encouraging it to explore new tactics.

The 3rd aspect is the distillation loss of which the target is the SL policy. This loss makes the learned RL policy not moving far away from the SL one. It has the pros to stable training yet cons of preventing the agent from exploring.

There have some other tricks in  $AS^N$  using human data. A typical one is to use the unit type to decide the range of the action type. Note PS doesn’t provide such information. Thus this must be coded manually which is another way of injecting human knowledge in AS.

If we formulate SC using no human knowledge as  $SC_0$ . Then the one using human replays is  $SC_1$ . The way AS uses is actually  $SC_3$  (meaning it uses human data in 3 ways). The ideal problem we want to solve is  $SC_0$ . The target problem we would solve is  $SC_1$ . Actually, there is a gap from  $SC_3$  to  $SC_1$  and a huge gap from  $SC_1$  to  $SC_0$  (inferred by the difference between AG and  $AG^Z$ ).

#### 3.3 Impact of APM and EPM

In the match against professional players,  $AS^B$  showed incredible APMs to be criticized. In the  $AS^N$ , DM restricted its APM. But there are still some things to be noted.

We now introduce EPM, a metric for measuring the player has how many “effective actions per minute”. The “effective” means useful, e.g., a click on one unit has meaning, but click it twice or third times has no meaning because latter clicks change no state. For humans, they will perform many unuseful clicks, which is to warm up their hands to prepare for the later fierce battle. This will generate many unuseful actions. In order to distinguish them, SC2 already provides the EPM to measure them. The EPM only contains useful actions, removing unuseful ones. People can switch seeing the APM or EPM of the player in a replay.

Type	EPM <sup>A</sup>	EPM <sup>P</sup>	APM <sup>A</sup>	APM <sup>P</sup>
Value	<b>182.10</b>	154.17	200.17	<b>247.28</b>

Table 2: Average APM and EPM for all  $AS_P^N$  replays. Superscript A=AS, P=Player. Bolds are larger values.

We give an example that showing APM does not equal EPM, and how AS differs from a human. We select a replay (named “PvP\_30”) of  $AS^N$  Final. At the time of 4:06, we can see the impressive case, that is although the player’s instant APM is twice AS’s (461:221), its EPM is a quarter AS’s (48:221) (we place the screenshot in Appendix). That is how the agent’s actions differing from a human. Its actions are mostly useful actions, and it benefits from the condition when its APM equals humans. Table 2 also shows the average value of all  $AS_P^N$  replays. Hence, we argue EPM should be a more fair metric to be used.

We formulate  $\mathbb{SC}$  which uses an EPM smaller than  $x$  as  $\mathbb{SC}\{E_x\}$ . The  $x$  should not only be a simple average number in one game. It could be the average of the past 5 seconds, i.e., the agent can issue a max of up to 15 actions in the last 5 seconds if it is  $\mathbb{SC}\{E_{180}\}$ . We encourage more settings such as  $\mathbb{SC}\{E_{150}\}$  and  $\mathbb{SC}\{E_{120}\}$ . Using less EPM may cause more efficient and effective strategies to be learned.

### 3.4 Virtual Camera

The camera in SC2 is a window that can slide through the minimap. The area in the camera is the screen. Humans accept two types of visual information, the local one (provided by the screen) and the global one (provided by the minimap). The screen provides most of the information, due to only in it can the player see the health or any other information of the units. In contrast, the minimap provides limited information indicating where the enemy comes or where the mineral locates. Humans can move the mouse in the minimap and do a click to make the camera change to the mouse position where the map locates at. We call this camera moving way “clicking”. Humans can also make the mouse go towards the edge of the screen, which making the camera move towards the direction orthogonal to the edge, which is called “scrolling” and is a relatively slow way. The two ones are described in Fig. 4. The clicking way moves faster but it needs the mouse forth and back between minimap and screen, bearing the overhead of hands moving (see Fig. 5(a)). Hence, some HPs prefer the scrolling way more.

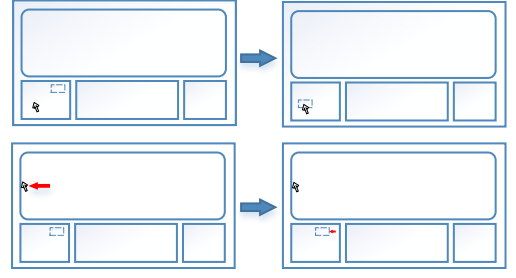


Figure 4: Moving Camera. Top: the clicking way of moving camera. Bottom: the scrolling way of moving camera.

For  $AS^B$ , DM announced it beats the two professional HPs with an interface having no camera. However, the  $PS_2$  at that time only has HA which must use a camera. We suspect that at that time  $AS^B$  has already used  $PS_3$ . By using RA of  $PS_3$ ,  $AS^B$  can see the units outside of the camera, and give actions to the units anywhere. So a camera is never needed. This is a huge advantage over humans. DM may realize this and then provided a modified version  $AS_c^B$  (meaning  $AS^B$  using a camera) to fight against the professional player MaNa (in a Live show). Though they stated  $AS_c^B$  has a similar performance as  $AS^B$ , the result showed a different truth.  $AS_c^B$  can’t concentrate its attention in the right area of the game. It was deceived by MaNa’s confusing units and lost the game.

Actually, there is no support by the BE for using RA with a camera. The reason is that if one uses the RA, all units can be seen and controlled through an entity list as we discussed before. Hence one doesn’t need the camera. Under this reasoning, the camera in  $AS_c^B$  was actually hand-crafted. The creating way was not known until  $AS^N$  is published.

The camera in  $AS^N$  is a 32x20 size rectangle (measured by game units, e.g., a small map has a 64x64 size). It is moved by the “raw move camera” action in the RA. The camera is actually virtual. The simulating way is to let the opponent units outside the camera have only restrict information (like display type). Note AS can still see and select its own units outside the camera. So this is still different from a true camera. For this reason, we call it the “fake camera”. This camera causes a problem which is that the AS has advantages over humans. Note humans can do this by using grouping commands (please see SC’s wiki), but it is far less flexible than AS’s way.

We find AS always uses the clicking way to move the camera (maybe due to AS has no overhead of moving mouse). HPs more often use the scrolling way, which will produce the following effects. Each scroll will generate an action, making the camera action has more proportions of all actions. Hence, AS’s non-camera action rate is larger than HP’s. E.g., the average of  $AS_P^N$  is 0.68, while HP is 0.50 (details in the Appendix). Multiplying this with their EPM we can deduce their average “non-camera EPM”, which are AS (124.2) : HP (78.4). AS issues 58% more actions than HP per minute, hence have advantages in battle control.



Figure 5: (a) Mouse movement trajectory of using clicking way to move the camera. (b) Zerglings nearly overlap. We want to select the one with a red rectangle. (c) Air units and ground units overlap. We want to select the ground unit with the red rectangle which is under the air units. (d) Distance of movement from selecting a unit to giving a target of the action.

### 3.5 Control Precision

Here we talk about the control precision problem. Humans may make mistakes while giving commands, especially in a short time. Human actions on SC2 need 3 aspects of control: the precision of action; the precision of selection; and the movement of the mouse. The 1st one means the action should be right. E.g., if an attack action is replaced by a move action, our units may go into a dangerous place (this happens mostly to ranged units). The 2nd one means we should select the right unit. E.g., the unit which has the lowest health should be selected to go back to a safe place in a battle. If we select the wrong one, the injured unit will be destroyed by the enemy. The 3rd one means some action needs the mouse to move to some position. E.g., some action needs first select a unit, then select a target. The mouse should first move from the current position to the unit position and then move to the target position. Such movements need time for humans. But for AS, it is done immediately. In some cases, the 2nd control is hard, see Fig. 5(b) and (c). We show the 3rd case in Fig. 5(d).

Fig. 6 shows an extreme case of how AS controls the 3 aspects which HP is hard to do. We found many of AS’s decisions depend on the advantages of the accuracy of control. Assuming AS can’t achieve such a perfect defense, it would not choose some overly aggressive tactics to gain advantages. Moreover, after observing most of AS’s replays, we found, as long as AS assembles sufficiently large and mixed troops, then it will have almost no disadvantage in the battle. It can accurately control any unit and release skill in a precise location. HP not only needs to select the unit, bearing the risk of selecting the wrong one but also click the position of location afterward, bearing the time overhead of moving mouse. All these put HP in a disadvantaged position. Note AS’s accuracy of micro-operation can be seen as a success of RL training. But later we will show AS still lacks a strategic view, and can be defeated by some novel tactics.

If we define SC handled by AS as  $SC\{P_{1.00}\}$  in which 1.00 indicates the accuracy of control, then we can use  $SC\{P_{0.95}\}$  to express the one we want to face. This 0.05 error rate can be reflected in any parts of HA and RA. We can use a lower accuracy value during training. E.g., we can train for the  $SC\{P_{0.80}\}$ , which may further improve the robustness of the agent.

### 3.6 Summary

Though  $AS^N$  has made big progress, we argue its achievements should not be overestimated. The results should be viewed from a more scientific perspective. E.g., the SC they solve is actually  $SC_3^r\{E_{180}, P_{1.00}\}$ , not the one raised in SE. The path between the two may be a long way. Our intention is not to show the wrong part of AS, but the neglected part in the presentation. We argue these should be stated clearly. Ignoring them, or explaining in a vague way, will make people overestimate the achievements of AS, which will adversely affect the community.

From Table 3 we can see SC solved by  $AS^N$  is nearly two generations away from the SC raised in SE. The  $AS^F$  (F refers to Future) is the fictitious version of our imaginary which is the next generation of AS.  $AS^F$  uses less human data, gives more constraint on EPM, and has an error rate on control precision. The last problem, proposed in our paper, is the one we think the final SC2 problem is.

## 4 Defects of AlphaStar

AS achieves GM on BN. However, unlike GM in GO often refer to very professional HP, GM in SC2 could show amateur. E.g., see the HP in the replay of “007.TvZ”. We find AS is still far from perfect. We analyze its defects here.

### 4.1 Easy To Be Exploited

We first present that AS is still easy to be defeated by novel strategies of HP. In the replay of “029.PvP”, the HP uses a tactic called “Cannon Rush” (CR). The key factor of the CR is to secretly build a Pylon near the opponent’s base and use the Cannon (CN) to advance gradually to that base. Due to the usage of human data and RL training, AS has learned to defend against this tactic. But the HP changes its strategy a little. He builds two Pylons in a narrow space and one CN inside them. AS uses its workers to attack the Pylons and the CN under construction, but its workers are separated, making its attacking fail to destroy the CN (see left of Fig. 7). When the HP’s CN is built, AS loses its advantages and finally be defeated.

This case shows a defect of the AS. Though if using more RL training days, this problem may be alleviated. We can see that AS still didn’t know the key factor to defend against CR. We present more cases in the Appendix.





Figure 6: Control precision case. **Left:** HP's Zerglings want to destroy AS's Probes. **Middle:** The sensible decision for humans should be letting all the Probes retreat. But, AS's Probes try to defend against the Zerglings, a risky choice. Note Probes and Zerglings overlap. It is difficult to select exactly. Also, injured Probes should go back to the mineral at left. Hence, the mouse needs moving from right to left then back to right, for each action. All need to be done within seconds. **Right:** However, the result is: Zerglings' attacking fails, no Probe is destroyed. Note red rectangles meaning low health Probes. HP=human player.

Complex Level	Level-1	Level-2	Level-3	Level-4
Action Interface	$SC^r$	$SC^r$	$SC^h$	$SC^h$
Human Data	$SC_3$	$SC_2$	$SC_1$	$SC_0$
EPM Constraint	$SC\{E_{180}\}$	$SC\{E_{160}\}$	$SC\{E_{140}\}$	$SC\{E_{120}\}$
Camera Usage	$SC\{C_1\}$	$SC\{C_1\}$	$SC\{C_0\}$	$SC\{C_0\}$
Control Precision	$SC\{P_{1.00}\}$	$SC\{P_{0.95}\}$	$SC\{P_{0.90}\}$	$SC\{P_{0.85}\}$
Problem Def. Faced by	$SC_3^r\{E_{180}, C_1, P_{1.00}\}$ $AS^N$	$SC_2^r\{E_{160}, C_1, P_{0.95}\}$ $AS^F$	$SC_1^h\{E_{140}, C_0, P_{0.90}\}$ SE	$SC_0^h\{E_{120}, C_0, P_{0.85}\}$ Proposed here

Table 3: Complex levels of the SC2 problems. AS=AlphaStar. SE=SC2LE.  $C_1$ =Virtual camera.  $C_0$ =Real camera.



Figure 7: Cases. Left: HP uses Cannon Rush to defeat AS. Right: HP uses Lurkers to beat back AS. HP=human player.

## 4.2 Lack of Reasoning

Here we present a defect of the AS which is that it lacks reasoning. Fig. 7's right shows a replay of "028.PvZ" where the Protoss (AS) trying to attack the Zerg (HP). The Zerg uses several Lurkers to defend against the AS's attack. Lurkers are invisible units, meaning they can not be seen or attacked until there is a detector (e.g., Observer) to detect them. However, Lurkers can always attack the other units. AS's troops are counter-attacked by the Lurkers and then go back and forth, which have been repeated for several rounds and last for minutes. During this period, AS always doesn't know to produce a detector, though the condition for producing it is already satisfied. This phenomena raise a question, even after 200 years of training (DM states the time of AS training

is similar to HP playing for 200 years), does the agent know an invisible unit should be detected by a detector?

This case raises a thought. For humans, if we know several rules of a game, we can reason and deduce several useful tricks for the game. But for AS which uses induction to learn knowledge, if the knowledge is not shown in human replays, or not be explored in the RL, AS would not know it. For humans, intelligence is composed of induction and deduction. Though the RL equipped with DNN has the power to learn many things, the natural characteristic of it lacks the ability of deduction. We argue that for a complex game like SC which consists of many rules, the introduction of deduction into the AI needs to be considered and more research.

Lurkers are units that would attack, what if an invisible unit which never attacks but stay at AS's home? This case shows in the Live show between  $AS^B$  with MaNa. MaNa uses the Observer to collect all AS's information and finally defeats it. AS even knows nothing. AS seems to lack the ability to exploit information, which we would like to see. Unfortunately, we don't see any aspects of it in AS at now.

A more interesting case occurs due to the lack of reasoning. If HP uses buildings to block its entrance. AS doesn't know how to go in. Its troops will go back and forth around the buildings and waste much time. Fig. 8 shows the two cases. Left is Zerglings want to go in the Supply Depots. Right is AS's Dark Templars (DT) want to attack the Cannon (CN), but the CN is surrounded by HP's workers. DT




Figure 8: Two Cases. Left: Zerglings want to go in the buildings. Right: Dark Templars want to attack the Cannon.

is a melee unit and must first attack the worker can the CN to be attacked. However, AS continuously orders the DT to attack the CN, which makes no effects.

### 4.3 Dull Strategy

We find AS’s tactics single and dull. The strategies for each race are nearly the same. E.g., most of tactics of  $AS_P^N$  are using Adepts and Oracles to harass, 93.3% tactics of  $AS_Z^N$  are first building sub-base, then producing Ravagers to attack. By the league training and a pFSP algorithm, AS learns a policy that is the best response to an un-uniform mixture of policies, which is why AS seems to have one single strategy. However, such behavior is far away from HPs. HPs will try different strategies and have a plan to carry out them over time. The strategies in SC2 should be rich, e.g., Rush, Timing, Economy, Proxy, Fast Technology, and so on. However, AS has limited strategies, making its replays boring and lack novelty. Note one reason for creating SC AI is to explore strategies that HPs may never find, which is the interest for the community and the SC players.

### 4.4 No Planning

AS uses no planning. In its games, we find it always has only a plan A, no plan B nor plan C exists. That is the most cases when it is defeated by HP. E.g., when its sub-base is destroyed early in the game, it tries to build a new one in a far-away place (making its workers easily being attacked). Also, when its air sneak attack has little effect, it still tries to repeat it. There is no planning module in AS, e.g., MCTS which plays an important role in AG. MCTS provide the way of planning for the future decision. In the current AS, due to the lack of MCTS, the action of  $AS^N$  may more consider its current return, instead of planning for the future.

## 5 Related Works

SCC (Wang et al. 2021) was a follow-up work of AS, beating professional HPs in Jun 2020. But, SCC uses the raw interface, and the average APM is 250-400, converting to near 295 EPM (by  $((400 - 250)/2 + 250)/1.098 = 295$ , 1.098 is the ratio of APM on EPM in AS), which is much more than  $AS^N$ . SCC’s paper doesn’t mention the camera. From its videos, we infer it uses non-camera. Hence all its

EPM are non-camera ones (a large advantage over HPs). Another follow-up work, TStarBot-X (Han et al. 2020), has the pros of open-source. However, it contains some hand-crafted rules, and the performance is also lower than the SCC.

## 6 Future Ways

### 6.1 Using Human Action Space

$AS^{B\&N}$  all use RA instead of HA, which is not consistent with the problem in SE. We think based on the success of the AS, we should look forward to train in the challenging HA. The hardest part of HA is how to accurately select a unit on the screen by its position coordinate. We think computer vision methods like object detection (Szegedy and et al 2013) or segmentation (Goel, Weng, and Poupart 2018) may be candidate solutions. Another untrivial problem of HA is how to train the camera moving. If the camera is exploring randomly at the beginning, the training of the other parts may not be practical. We argue that heuristic ways may be used to control the moving of the camera at the start, after the training of the selection and action is mature, we can concentrate on the training of the camera.

### 6.2 More Fair Comparison with Humans

We now discuss the fair comparison problem with HP. A fair comparison is hard due to the play of SC consists of 2 parts, the mechanical part, and the intellectual part. AI has advantages in the mechanical part. Yet what we want to test is the intellectual one. One way is to keep the mechanical part as similar as HPs, and then test the other part, as the  $AS^N$  does. However, as we analyzed, such a setting has still a long distance from a fair comparison. Some settings may not be adjusted as appropriately as we want. Thus we argue a strict condition should be used, which is that the mechanical part of AI should be weaker than humans. This is aimed at making AI using cleverer tactics, not depending on superior micro-operations. We can also make these settings configurable, thus strength can be adjusted more flexibly and make people select what they want themselves.

### 6.3 Fewer Resources and Open Source

AS used 4,200 CPU cores and 256 TPU cores, plus 44 days for training an agent. We think training an agent which has comparative performance with much fewer resources should be explored, like in (Liu et al. 2021a). Also because the SC is the simulation of a battle or war, the learning abilities of the agent may also facilitate the research on the wargame or controlling the combat unit in the real world, thus the research by closed-source may exacerbate the military imbalance in the world. The research by open-sourced may be the way to maintain the balance.

## 7 Conclusion

In this paper, we present a critical rethinking of AS. Through experiments and analysis, we show that the problem AS solves is actually a sub-problem of the original one. By its replays, we show its defect and analyze the reason connecting to its architecture. Finally, we give directions for further research on SC2 problems.

## References

- [Certický et al. 2019] Certický, M.; Churchill, D.; Kim, K.; and et al. 2019. Starcraft AI competitions, bots, and tournament manager software. *IEEE Trans. Games* 11(3):227–237.
- [Chaslot et al. 2008] Chaslot, G.; Bakkes, S.; Szita, I.; and et al. 2008. Monte-carlo tree search: A new framework for game AI. In *AIIDE*. The AAAI Press.
- [Espenholt et al. 2018] Espenholt, L.; Soyer, H.; Munos, R.; and et al. 2018. IMPALA: scalable distributed deep-rl with importance weighted actor-learner architectures. In *ICML*, volume 80, 1406–1415.
- [Goel, Weng, and Poupart 2018] Goel, V.; Weng, J.; and Poupart, P. 2018. Unsupervised video object segmentation for deep reinforcement learning. In *NeurIPS*, 5688–5699.
- [Han et al. 2020] Han, L.; Xiong, J.; Sun, P.; and et al. 2020. Tstarbot-x: An open-sourced and comprehensive study for efficient league training in starcraft II full game. *CoRR* abs/2011.13729.
- [He et al. 2016] He, K.; Zhang, X.; Ren, S.; and Sun, J. 2016. Deep residual learning for image recognition. In *CVPR*, 770–778.
- [Hochreiter and Schmidhuber 1997] Hochreiter, S., and Schmidhuber, J. 1997. Long short-term memory. *Neural Comput.* 9(8):1735–1780.
- [Krizhevsky, Sutskever, and Hinton 2012] Krizhevsky, A.; Sutskever, I.; and Hinton, G. E. 2012. Imagenet classification with deep convolutional neural networks. In *NIPS*, 1106–1114.
- [Lecun and et al 1998] Lecun, Y., and et al. 1998. Gradient-based learning applied to document recognition. In *Proceedings of the IEEE*, 2278–2324.
- [LeCun, Bengio, and Hinton 2015] LeCun, Y.; Bengio, Y.; and Hinton, G. E. 2015. Deep learning. *Nature* 521(7553):436–444.
- [Lee et al. 2018] Lee, D.; Tang, H.; Zhang, J. O.; and et al. 2018. Modular Architecture for StarCraft II with Deep Reinforcement Learning. In *AIIDE*, 187–193.
- [Liu et al. 2021a] Liu, R.-Z.; Guo, H.; Ji, X.; and et al. 2021a. Efficient reinforcement learning for starcraft by abstract forward models and transfer learning. *IEEE Transactions on Games*.
- [Liu et al. 2021b] Liu, R.-Z.; Wang, W.; Shen, Y.; Li, Z.; Yu, Y.; and Lu, T. 2021b. An introduction of mini-alphastar. *arXiv preprint arXiv:2104.06890*.
- [Mnih et al. 2015] Mnih, V.; Kavukcuoglu, K.; Silver, D.; and et al. 2015. Human-level control through deep reinforcement learning. *Nature* 518(7540):529–533.
- [Mnih et al. 2016] Mnih, V.; Badia, A. P.; Mirza, M.; and et al. 2016. Asynchronous methods for deep reinforcement learning. In *ICML*, 1928–1937.
- [Nielsen 2019] Nielsen, B. M. 2019. *FillInFinalVersion*. Accessed: 2021-08-16.
- [Ontañón et al. 2013] Ontañón, S.; Synnaeve, G.; Uriarte, A.; and et al. 2013. A survey of real-time strategy game AI research and competition in starcraft. *IEEE Trans. Comput. Intell. AI Games* 5(4):293–311.
- [Pang et al. 2019] Pang, Z.; Liu, R.; Meng, Z.; and et al. 2019. On reinforcement learning for full-length game of starcraft. In *AAAI*.
- [Silver et al. 2016] Silver, D.; Huang, A.; Maddison, C. J.; and et al. 2016. Mastering the game of go with deep neural networks and tree search. *Nature* 529(7587):484–489.
- [Silver et al. 2017] Silver, D.; Schrittwieser, J.; Simonyan, K.; and et al. 2017. Mastering the game of go without human knowledge. *Nature* 550(7676):354.
- [Sun et al. 2018] Sun, P.; Sun, X.; Han, L.; and et al. 2018. TStarBots: Defeating the Cheating Level Builtin AI in StarCraft II in the full game. *CoRR*.
- [Sutton and Barto 1998] Sutton, R. S., and Barto, A. G. 1998. *Reinforcement Learning: An Introduction*, volume 135.
- [Synnaeve et al. 2016] Synnaeve, G.; Nardelli, N.; Auvolat, A.; and et al. 2016. Torchcraft: a library for machine learning research on real-time strategy games. *arXiv preprint arXiv:1611.00625*.
- [Szegedy and et al 2013] Szegedy, C., and et al. 2013. Deep neural networks for object detection. In *NIPS*.
- [Vaswani and et al 2017] Vaswani, A., and et al. 2017. Ashish vaswani and noam shazeer and niki parmar and et al. In *NIPS*, 5998–6008.
- [Vinyals et al. 2017] Vinyals, O.; Ewalds, T.; Bartunov, S.; and et al. 2017. Starcraft II: A new challenge for reinforcement learning. *CoRR*.
- [Vinyals et al. 2019a] Vinyals, O.; Babuschkin, I.; Chung, J.; and et al. 2019a. AlphaStar: Mastering the Real-Time Strategy Game StarCraft II. *FillInFinalVersion*. Accessed: 2021-08-16.
- [Vinyals et al. 2019b] Vinyals, O.; Babuschkin, I.; Czarnecki, W. M.; and et al. 2019b. Grandmaster level in starcraft ii using multi-agent reinforcement learning. *Nature* 575(7782):350–354.
- [Wang et al. 2021] Wang, X.; Song, J.; Qi, P.; and et al. 2021. SCC: an efficient deep reinforcement learning agent mastering the game of starcraft II. In *ICML*, volume 139, 10905–10915.
- [Yoon et al. 2018] Yoon, I.; Jun, D.; Lee, J.; and et al. 2018. *FillInFinalVersion*. Accessed: 2021-08-16.



## A The SC2 Problem

Here we give an analysis of the features of the SC2 problem.

### A.1 Imperfect information

Unlike Go, players in SC cannot see the opponent’s information. Except for all the visible areas of our units, the rest of the game map is shrouded in a layer of fog called fog-of-war. There are two layers of this fog. The first layer means the areas that have never been explored, which we call black fog. Under this black fog, none of the information can be seen. When our units have explored this area once, this layer would be replaced by a second layer of fog called gray fog. Under the gray fog, players can only see information such as the terrain and the last buildings the player saw. The existence of the fog of war requires players to carry out appropriate reconnaissance and exploration. The fog of war has also increased the requirements for game-theoretic tricks.

### A.2 Various types of units

In Go, each stone has the same meaning. On the contrary, in SC, each unit type has unique characteristics and is quite different from others. This is very similar to a real war. E.g., Terran has the Marine, Tank, Battlecruiser, and so on. Although the Protoss is a fantasy race, its arms also have historical shadows. For example, the Zealot corresponds to swordsmen in history, and the Templar can correspond to wizards. There are counter relationships between these unit types and form a “Rock-Paper-Scissors” cycle, so there is no absolutely invincible unit type.

### A.3 Operation and response speed

Unlike Go, SC2 also requires players to have a fast reaction and operation speed. Because of this difference, some think SC2 is more difficult than Go due to the speed requirements places high requirements on the processing speed of AI. Others believe that AI gains advantages by the response speed. Because the micro-operations in SC have a large influence on the battle results, some bots that rely on powerful micro-operations have gained advantages, e.g., see some famous script AI in SC2. Although AS claims that it did not rely on these micro-operations to gain advantages, we found that the victory of many games of AS is established by the accumulation of these small micro-operation advantages, not the overall strategic view like humans. E.g., AS can beat some HP on the frontal battlefield but be defeated by some other HP’s novel tactics.

## B AlphaStar versions

Here we show the characteristics and differences of each version of AS, please refer to Table 4. We also present all the versions of  $AS^N$  in Table 5 in which the Final  $AS_P^N$  is the strongest, which we mostly discuss here.

## C Neglect in AlphaStar

### C.1 Human Interface vs. Raw Interface

Here we show the the experiment of comparing training on raw interface (RI) with on human interface (HI). The experiment is on a prototype problem in SC2, which is to control the

Type	$AS^Z$	$AS^B$	$AS_c^B$	$AS^N$
Raw Units	No	Yes	Yes	Yes
Action Space	Human	Raw	Raw	Raw
Camera	Yes	No	Fake	Fake
Race	Terran	Portoss	Portoss	All
APM	$\approx 500$	$\approx 500$	$\approx 500$	$\approx 200$

Table 4: AS versions.

Type	$AS_T^N$	$AS_Z^N$	$AS_P^N$
Supervised	-	-	-
Mid	-	-	-
Final	4.9.3	4.9.3	4.10.0

Table 5: Versions of  $AS^N$ . The number in the cell is the SC2 versions of the replays for each version.

Prototss race to build its economy. The more workers, the more minerals per minute the agent will get. So the agent’s goal is to build as many as workers in a maximum of 4500 game steps. The agent has two action spaces, the human actions (HA) and raw actions (RA). The definition of the two action sapces are in the main body of the paper, but here we do a little simplification for training fast. E.g., the RA has 3 actions (build Pylon, produce Probe, and call probe to collect mineral). Initial we have 12 workers (Probes). The main goal is to produce Probes, and the reward is from the difference of number of worker between two adjacent states. However, the food supply has a maximum of 15, so we must also build some Pylons to increase the supply for building more workers. The entity list contains our all workers and the Nexus which could produce workers. If the agent want to produce the workers, it should give the right index in the entity list to select the Nexus in the seleted units head. On the contray, if the agent want to build Pylons, it should give the index of the workers in the entity list. Thus, the agent should give right commands by which action to do (in the action type head) and which unit do the action (in the selected units head). This is not easy compared to vanilla RL training which only needs to give actions. But due to max number of the entity list in our experiment is set to not high (8), the time for exploration is enough to get a good policy. We sort the entities in the entity list, the first (index 0) is the Nexus, the rest is the Probes (the first one has the index of 1, the last one has the index of 7). The Probes having index larger than 7 are ignored. The red solid line in Fig. 9(a) is the training curve of RA. It can be seen the return (cumulative rewards in one episode of game) rises quickly.

Compared to RA, HA has 6 actions, which are build Pylon, produce Probe, collect mineral, select point, select rect, and move camera. The more three actions than RA are for selecting units. E.g., if the agent wants to build Pylon, it should first select one Probe. If the agent wants to produce Probes, it should first select the Nexus. Thus, a right action should consists of two parts(select and do actions). Note that the select action is done on the screen, so moving camera is

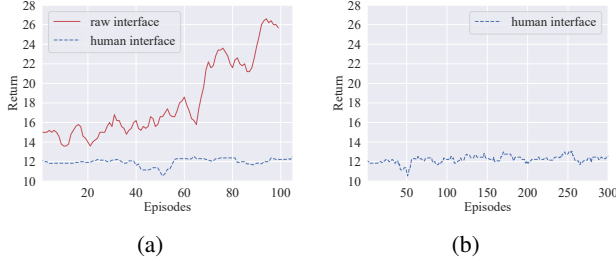


Figure 9: (a) Training curves on the 2 action spaces for 100 episodes. (b) Training curve on the HA for 300 episodes.

needed in the action space. The training results is shown as the blue dashed line in Fig. 9(a). The training seems hard, the curve can not rise. To test if providing more training time, the results whether can be improved, we make the training steps 3 times as the previous one. But in Fig. 9(b), we can see that, even giving more training time, the curve still can not rise, illustrating the training hard on the HA.

We conducted our experiments on a Linux server that has an Intel(R) Xeon(R) Gold 6248 CPU 2.50GHz with 48 cores, 500GB memory, 1T disk space, and 8 NVIDIA Tesla V100 32G (we only use one of them). We use the SC2 version of 4.0.3. We use PyTorch 1.5 as the deep learning framework. We use the PS<sub>3</sub> version as the interface. We write our experiment code base on an open-source reproduction of AlphaStar, the mini-AlphaStar, which is a mini-scale reproduction of the AS. In our simplification, we remove un-useful feature inputs in the entity encoder, spatial encoder, and scalar encoder, and cut the queue head, delay head, and target unit head from the architecture for simplification. We use the food of workers as the reward without any scaling.

We use Adam as our optimization algorithm. We use the learning rate as  $1e-3$  because we are training from scratch for the RL agent. Other hyper-parameters of Adam are  $\beta_1=0$ ,  $\beta_2=0.99$ ,  $\epsilon=1e-5$ ,  $\text{weight\_decay}=1e-5$ . We use the predefined V-trace actor-critic algorithm and UPGO algorithm as our training algorithm. We also use an entropy loss of which weight is set to 1. The other training details are presented in the code appendix.

## C.2 Virtual Camera

Here we show the difference in the proportion of camera actions caused by the difference in the way that AS and HP use the camera, please see Table 6.

Type	camera_op	all_op	no_camera_rate
AS	322.79	969.55	<b>0.6823</b>
HP	859.13	1747.41	0.5088

Table 6: Average (all AS<sub>P</sub><sup>N</sup> replays) for the count of camera operations, all operations, rate of none-camera operations. AS=AlphaStar. HP=human player. Bolds are better values.

## C.3 Control Precision

We use Fig. 10 as examples. The left figure shows the result of a battle. The green units are all AS soldier units. Displayed above the heads of these units are their health points. After this battle was over, HP’s units were basically wiped out. The AS preserved most of the soldiers. At the beginning of the battle, the number of soldiers on both sides was about the same. However, AS has survived most of its units by virtue of its ingenious and accurate control. It can be seen that most of the soldiers of the AS have low hit points, which shows the accuracy of the operation of the AS. In battle, AS often uses transport aircraft (called Warp Prism) to load the unit being attacked, and then unload it in a safe place. Using this method, the AS can defeat more troops than its own with very little loss. The right figure shows that when AS used the Oracle to do a sneak attack, it used the shift operation to put all the target workers in the queue for an instant. Due to the precise operation of AS, it can complete this process in an instant, while HP needs to bear the possibility of selection errors and overhead of rapid mouse movement.



Figure 10: Two cases of control accuracy. Left: A result of a battle between AS and HP. Right: AS’s Oracle harass opponent’s workers. AS=AlphaStar. HP=human player.

Here we give another example of AS using Probes to resist Zerglings attack in Fig. 11. There are more Zerglings here than in the example in the paper, but AS only paid the price of 2 Probes to defend and eliminate all the other Zerglings, which is enough to see the terrible AS micro-operation ability (hard for humans to do).

## D Defects of AlphaStar

### D.1 Easy To Be Exploited

Here we show how AS was defeated by HP’s new tactics, which is shown in Fig. 12. The figure on the left shows that AS initially had an advantage. However, HP used Battlecruiser and continuously harassed AS through Tactical Jump. The economy of AS was destroyed. And HP has more and more Battlecruisers. The original advantages of AS are disappearing. In the end, AS is already not very good at playing games. It even made its Overlords go directly to the battleship (this is undoubtedly a suicidal behavior because Overlord has no offensive ability and is a non-combat unit). It can be seen from this game that AS is not good at adapting to new tactics. The figure on the right shows that AS was being Crawler Rushed by HP. HP is also Zerg. We



Figure 11: Left: Zerglings go in and want to destroy Probes. Middle: AS uses its Probes to defend against the Zerglings. Right: The Zerglings are all wiped out. The red rectangle is the health of all Probes. Many have low health, but only 2 are destroyed.

found that AS rarely used its own workers for reconnaissance when playing games. Therefore, once it is targeted by the opponent using new tactics, it is easy to lose. When  $AS_Z^N$  is playing, it rarely scouts. In the ZvZ game, one of the Zerg players can choose Crawler Rush. Due to  $AS_Z^N$  does not scout, it was unable to deal with such tactics.



Figure 12: Two cases of being exploited. Left: AS is defeated by HP's Battlecruiser sneak attack. Right: AS is defeated by HP's Crawler Rush. AS=AlphaStar. HP=human player.

## D.2 Lack of Reasoning

Fig. 13 shows that at the beginning of the game, HP laid a Creep on the second base of AS. Human buildings cannot be built on the Creep. But obviously, AS does not have such a concept of knowledge. From the 10 minutes of the game, it has always wanted to build buildings on the Creep. But the game engine keeps returning to it the hint that can't be built. Such actions make AS waste time and economy.

## D.3 Dull Strategy

The strategies of the AS of each Race at the beginning are nearly the same. Please see Table 7, Table 9, and Table 11. The Strategy Order column shows the Strategy of AS. E.g., the start strategies of  $AS_T^N$  are all building a Reaper then transfer to Hellions. It then uses Banshees to conduct aerial harassment. The start strategies of  $AS_Z^N$  are all building the sub-base quickly (a risky strategy), then start to use Roach.  $AS_P^N$  will build two Adepts to destroy the enemy's workers and then use one or more Oracles to conduct aerial harassment, repeated in all the matches, even against all the races.

By the league training, AS learns a policy that is the best response to an un-uniform mixture of policies. That is the reason why AS seems to have one single strategy. However, such behavior is far apart from HP. HP will try different strategies and have a plan to carry out the strategies over time. The strategies of SC (include SC1 and SC2) should be rich, e.g., Rush, Timing, Economy, Proxy, Fast Technology, and so on. However, the AS has nearly one single strategy, making its replays boring and lack novelty.

## D.4 No Planning

Here we show an interesting example of how AS was defeated by HP. AS has the advantage in the latter part of the battle. It has more units. But HP also sent troops to attack the AS base. At this time, AS was also attacking HP's base. We call this situation "switching home". Just like we introduced the SC2 game before. The victory condition of the game is to destroy all the opponent's buildings. Therefore, whoever destroys each other's buildings first wins. AS has more units, but it obviously does not understand this rule. Therefore, it has a disadvantage in this situation of swapping homes. HP used fewer soldiers to destroy the AS buildings faster. At the same time, HP is very careful to save its own buildings and prevent AS from finding them. The soldiers of the AS are still wandering around on the map. It neither tried its best to find the opponent's building, nor did it build its own building in a hidden place. So it lost. From this point, it can be seen that AS did not understand the victory rule of StarCraft, and at the same time, it did not have the ability to plan, thus losing the game in such a situation.

## E AlphaStar with Information

In the "Lack of Reasoning" section, we show AS is counter-attacked by HP's Lurkers. The Lurkers are invisible units that can attack, meaning that the information "we are under attack by unknown one so we need some detectors to see" may be learned through training. What if the invisible units can not attack? If the units are invisible, doing nothing but stay in the AS home, AS may be unaware of it. This case arises in the match between  $AS^B$  with MaNa in the Live show (see Fig. 15). MaNa creates the Observer, a Protoss detector unit but is also invisible. The Observer stays at AS's home, seeing near everything of it (like how many troops,





Figure 13: (1) AS wants to build a base on the Creep at 10:49. (2) AS wants to build a Missile Turret on the Creep at 11:50. (3) AS wants to build a Missile Turret on the Creep at 12:07. (4) AS wants to build a base on the Creep at 14:30.



Figure 14: One case about switching home. Note AS has more population (number of units) than HP, but its buildings are being destroyed faster than HP. HP=human player.

the technology tree, and etc). The AS’s information is near open to Mana, but AS knows nothing. Thus MaNa uses this information to plan a strategy and finally defeats AS.



Figure 15: Live show between  $AS_C^N$  with MaNa. This picture is in AS’s home. The red rectangle is MaNa’s Observer.

This is an interesting phenomenon. Does AS know it has already been seen everything by others? Does it know the power of information and have any ideas to hide its information? Does it try to deceive its opponent to gain an advantage? Does it try to gather information about its opponent to build an anti-strategy? As we discussed in the APM and control precision section, if AS can win with its superior micro-operations and no-mistake actions, it doesn’t have the

need to exploit the power of information. We want to see it trying to hide its information, and trying to gather the opponent’s information. This shows cleverness and crafty and may be the future directions for AI. Unfortunately, in this version of AS, we didn’t see any aspects of it.

We find AS still lacks of attention to the importance of scout. In some replays, we find AS doesn’t send a worker to scout (opposed to what humans do). In all  $AS_Z^N$  replays, it never use a worker to do scouting. It always uses the Overlord to detect, which is a common way, but is slower than a worker scouting. Due to this reason, the  $AS_Z^N$  sometimes is defeated by HP using some Rush tactics. In all  $AS_T^N$  replays, it mostly doesn’t scout. Only if the opponent race is Terran, AS will use its worker to patrol around the base to find the opponent Proxy Barracks. We call this “scout proxy”. The  $AS_P^N$  is the agent that uses most times of scouting. But in some replays, it also doesn’t scout. However, AS’s scouting performance is still better than previous bots, and it really uses its units to collect information. The decision of not scouting in some cases may due to the results of RL training. E.g., it wants to maximize economic income, so it does not want to waste a worker doing scouting work. Of course, in many cases, it also paid the price (beaten by HP’s Rush). For the scouting information, see the “Scout” column in Table 7, Table 9, and Table 11, each for one race.

## F AlphaStar Replays

We give the analysis of all replays of AS Final here, see Table 7, Table 9, and Table 11. The Description of Game Process shows a brief description of the game process, see Table 8, Table 10, and Table 12.



ID	Type	OL	Res.	Strategy Order	Scout	E <sup>A</sup>	E <sup>P</sup>	A <sup>A</sup>	A <sup>P</sup>	CO <sup>A</sup>	AO <sup>A</sup>	NCR <sup>A</sup>	CO <sup>P</sup>	AO <sup>P</sup>	NCR <sup>P</sup>
01	PvZ	GM	Win	SubBase→Adept→Oracle	has	180	195	191	298	311	925	0.664	1346	2222	0.394
02	PvZ	GM	Win	SubBase→Adept→Oracle	has	190	173	205	260	440	1322	0.667	1263	2411	0.476
03	PvZ	GM	Win	SubBase→Adept→Oracle	has	198	183	215	251	551	1482	0.628	1553	2991	0.481
04	PvZ	M	Win	SubBase→Adept→Oracle	has	183	244	198	391	334	1010	0.669	651	1554	0.581
05	PvT	M	Win	SubBase→Adept→Oracle	has	170	135	188	326	192	624	0.692	539	1045	0.484
06	PvT	M	Win	SubBase→Adept→Oracle	has	169	103	190	134	164	551	0.702	447	902	0.504
07	PvT	M	Win	SubBase→Adept→Oracle	has	187	156	208	237	307	913	0.664	578	1427	0.595
08	PvZ	GM	Los	SubBase→Adept→Oracle	has	173	135	202	345	167	473	0.647	600	993	0.396
09	PvZ	GM	Win	SubBase→Adept→Oracle	has	184	89	204	242	101	444	0.773	292	511	0.429
10	PvP	M	Win	Adept→Oracle	none	153	104	170	156	237	683	0.653	557	944	0.410
11	PvT	M	Win	Adept→Oracle	has	202	141	223	272	429	1292	0.668	588	1556	0.622
12	PvZ	M	Win	none	-	-	-	-	-	-	-	-	-	-	-
13	PvZ	M	Win	SubBase→Adept→Oracle	has	184	163	201	321	356	1091	0.674	665	1625	0.591
14	PvZ	GM	Win	SubBase→Adept→Oracle	has	212	190	226	266	269	933	0.712	847	1908	0.556
15	PvP	GM	Win	Adept→Oracle	none	181	124	197	145	294	864	0.660	672	1355	0.504
16	PvP	M	Win	Adept→Oracle	none	170	96	186	118	234	811	0.711	1016	1524	0.333
17	PvP	GM	Win	Adept→Oracle	none	177	158	197	226	168	649	0.741	564	1201	0.530
18	PvP	M	Win	Adept→Oracle	none	153	153	167	202	273	844	0.677	690	1532	0.550
19	PvP	M	Win	Adept→Oracle	none	187	162	204	279	234	873	0.732	609	1462	0.583
20	PvP	GM	Win	Adept→Oracle	none	166	149	181	225	208	670	0.690	476	1016	0.531
21	PvZ	GM	Win	SubBase→Adept→Oracle	has	207	208	225	284	655	1732	0.622	1682	3479	0.517
22	PvP	GM	Win	Adept→Oracle	none	181	152	201	223	388	1038	0.626	776	1660	0.533
23	PvZ	GM	Win	SubBase→Adept→Oracle	has	177	173	194	249	427	1172	0.636	972	2047	0.525
24	PvP	GM	Los	Not seen	none	186	111	202	145	42	296	0.858	127	347	0.634
25	PvP	UN	Los	Adept→Oracle	none	183	166	204	289	405	1190	0.660	1047	2158	0.515
26	PvP	M	Win	Adept→Oracle	none	188	144	205	253	499	1398	0.643	1179	2357	0.500
27	PvP	M	Win	Adept→Oracle	none	160	144	180	207	208	650	0.680	866	1547	0.440
28	PvZ	M	Los	SubBase→Adept→Oracle	has	219	261	236	348	984	2553	0.615	3019	6231	0.515
29	PvP	GM	Los	Not seen	none	198	132	226	208	147	723	0.797	611	1214	0.497
30	PvP	M	Win	Adept→Oracle	none	163	127	179	271	337	911	0.630	683	1456	0.531
-	avg	-	-	-	-	182	154	200	247	322	969	0.682	859	1747	0.509

Table 7: AS<sub>P</sub><sup>N</sup> replays. Res.=AS’s result. OL=opponent level. GM=Grand-Master. M=Master. UN=Unranked. E<sup>A</sup>=EPM for AS. E<sup>P</sup>=EPM for player. A<sup>A</sup>=APM for AS. A<sup>P</sup>=APM for player. CO=camera op. AO=all op. NCR=non-camera rate.

ID	Description of the Game
01	GM is harassed by Adepts. FB: GM has 30 people less than AS.
02	First, GM loses many workers. FB: AS has a population of 200 while GM is 150.
03	AS uses Probes to resist Zerglings. FB: GM tries Mutalisk to attack and can’t win.
04	AS uses 3 Oracles to kill many workers. FB: AS uses Disruptor to gain an advantage.
05	M resists 2nd harassment failed. FB: AS wins by dividing the battlefield with a Force Field.
06	M resists harassment of Oracles failed. M’s harassment using Hellions also failed.
07	M’s many workers are killed by AS’s Adepts and Oracles. FB: M lost all units.
08	AS sees GM builds no sub-base but has no alertness then is Rushed by Zerg Spine Crawler.
09	GM is killed more than 10 workers by AS in the first 3 minutes and then quits directly.
10	M’s 20 workers are killed by AS’s suicide attacks. FB: AS defends by 3 Shield Battery.
11	3 Adept killed many workers. FB: AS uses Disruptor to gain an advantage.
12	One second after the game starts, the player quits the game.
13	AS’s harassment killed 20 workers. FB: AS has a population of 150 and wins.
14	GM resists harassment well. GM uses Nydus Worm to sneak, but can’t gains advantages.
15	AS’s 2 Oracles rushed in and killed 8 GM’s workers, and 4 Adepts killed 6 more.
16	AS’s 3 Adepts and 1 Oracle kills 20 M’s workers. FB: M player lose the battle.
17	AS uses 2 Adepts to kill workers. FB: AS uses Warp Prism to save many injured units.
18	AS kills more than a dozen workers with 2 Adepts and 1 Oracle. FB: AS beats M.
19	M uses Stalker Rush. AS defends well with Immortal and Warp Prism and finally wins.
20	GM performs not well in resisting Adepts and Oracles, and its economy is destroyed.
21	AS uses a mixed troops containing Disruptor and Warp Prism to gain a huge advantage.
22	AS start operations are like the GM’s. But AS’s better micro-operation gains an advantage.
23	AS uses mixed troops, and unbelievable micro-operations which humans hard to do.
24	GM uses Cannon Rush and controls Probes well. AS can not defend the rush.
25	Player’s defenses to harassment well. AS loses harassment troops. FB: player wins.
26	M uses Cannon Rush but makes some mistakes. AS resists well and defeats M.
27	AS’s Adepts harasses M at first. M wants to attack but is resisted by AS. M quits.
28	M uses Lurkers to defend and attack. AS doesn’t replenish Observer and loses.
29	GM used Cannon Rush. AS defended with Immortal, but was defeated by GM’s Oracles.
30	AS uses 2 Adepts to harass at first, and then uses 2 Oracles to harass to gain an advantage.

Table 8: Description of AS<sub>P</sub><sup>N</sup> replays. FB=Final Battle.

ID	Type	OL	Res.	Strategy Order	Scout	E <sup>A</sup>	E <sup>P</sup>	A <sup>A</sup>	A <sup>P</sup>	CO <sup>A</sup>	AO <sup>A</sup>	NCR <sup>A</sup>	CO <sup>P</sup>	AO <sup>P</sup>	NCR <sup>P</sup>
01	TvT	GM	Los	SubBase	proxy	160	125	188	190	182	585	0.689	405	980	0.587
02	TvT	GM	Win	SubBase—Hellion—Liberator	none	149	97	160	152	142	449	0.684	408	722	0.435
03	TvP	GM	Los	Bunker—SubBase—Banshee	none	170	162	188	204	727	1794	0.595	2231	4227	0.472
04	TvZ	GM	Los	SubBase—Banshee	none	179	236	197	389	656	1576	0.584	1360	3807	0.643
05	TvT	M	Win	Bunker—SubBase—Banshee	proxy	155	155	174	191	261	681	0.617	861	1659	0.481
06	TvZ	M	Win	SubBase—Hellion	none	177	174	193	366	357	949	0.624	815	1920	0.576
07	TvZ	GM	Win	SubBase—Hellion	none	201	195	214	348	386	1141	0.662	937	2178	0.570
08	TvT	UN	Los	SubBase—Banshee	proxy	187	242	202	349	546	1501	0.636	1686	3948	0.573
09	TvZ	GM	Los	SubBase—Hellion	none	204	201	228	282	706	1934	0.635	2345	4351	0.461
10	TvZ	M	Win	SubBase—Hellion	none	186	219	201	319	434	1203	0.639	890	2657	0.665
11	TvP	M	Win	SubBase—Hellion—Banshee	none	197	181	214	256	589	1461	0.597	1399	2834	0.506
12	TvP	M	Win	SubBase—Hellion	none	131	132	145	261	108	347	0.689	319	727	0.561
13	TvP	GM	Los	SubBase—Hellion—Liberator	none	174	142	195	218	348	1031	0.662	1077	2052	0.475
14	TvZ	GM	Win	SubBase—Hellion	none	176	183	191	331	414	1020	0.594	967	2137	0.547
15	TvT	M	Win	Bunker—Tank—Banshee	proxy	144	155	165	265	106	357	0.703	402	962	0.582
16	TvP	GM	Los	SubBase—Hellion—Banshee	none	195	202	215	338	672	1694	0.603	2094	4097	0.489
17	TvZ	M	Win	Bunker—Marine—Tank	none	191	188	209	333	426	1097	0.612	1284	2403	0.466
18	TvZ	GM	Win	SubBase—Hellion	none	193	250	204	428	324	1078	0.699	722	1745	0.586
19	TvZ	M	Win	SubBase—Hellion	none	193	181	212	268	352	1052	0.665	909	2032	0.553
20	TvZ	M	Los	SubBase—Hellion	none	160	156	177	215	558	1407	0.603	1833	3346	0.452
21	TvP	M	Win	SubBase—Hellion—Banshee	none	146	130	160	289	253	651	0.611	536	1261	0.575
22	TvT	GM	Win	SubBase—Hellion	none	172	195	187	337	292	820	0.644	700	1684	0.584
23	TvZ	M	Win	SubBase—Hellion	none	198	141	211	223	296	867	0.659	733	1391	0.473
24	TvP	GM	Los	SubBase—Banshee	none	180	174	195	272	490	1126	0.565	1578	2714	0.419
25	TvZ	M	Win	SubBase—Hellion	none	191	195	205	333	381	1099	0.653	946	2037	0.536
26	TvZ	GM	Los	SubBase—Hellion	none	201	191	219	319	864	2144	0.597	2012	4153	0.516
27	TvP	M	Win	SubBase—Hellion—Banshee	none	124	90	139	159	130	366	0.645	366	626	0.415
28	TvZ	M	Win	SubBase—Hellion—Banshee	none	177	253	194	349	317	869	0.635	704	1733	0.594
29	TvT	GM	Los	Bunker—SubBase—Hellion	proxy	173	180	190	331	327	999	0.673	813	1863	0.564
30	TvZ	GM	Los	SubBase—Hellion	none	204	256	222	445	695	1659	0.581	1792	3594	0.501
-	Avg	-	-	-	-	176	179	193	292	411	1098	0.635	1104	2328	0.529

Table 9: AS<sub>T</sub><sup>N</sup> replays. Res.=AS’s result. OL=opponent level. GM=Grand-Master. M=Master. UN=Unranked. E<sup>A</sup>=EPM for AS. E<sup>P</sup>=EPM for player. A<sup>A</sup>=APM for AS. A<sup>P</sup>=APM for player. CO=camera op. AO=all op. NCR=non-camera rate.

ID	Description of Game Process
01	GM uses Proxy Barracks to rush. AS detects but not finds the Barracks, then loses.
02	GM uses Medivac plus Hellions to harass. But is resisted. AS counterattacks to win.
03	GM uses Cannon Rush and gains an economic advantage. FB: GM uses Storm to win.
04	AS harassment has little effect. AS is suppressed all along. FB: GM’s 200 people win.
05	M uses 2 Barracks rush. AS defends and uses Banshee to harass. FB: AS wins.
06	M is harassed by AS all along. M tries to counterattack but fails and loses.
07	GM is harassed by AS and can not deal with harassment well. GM finally surrenders.
08	UN uses Proxy Barracks to suppress AS and resists harassment well. FB: UN wins.
09	AS’s sneak attacks are resisted. AS’s Medivacs are destroyed by GM air units.
10	M’s Mutalisks harass in effect. But AS’s lots of Marines destroy M’s economy.
11	M resists AS’s Reaper, Hellion, and Banshee well. But AS secretly build some bases.
12	AS’s 4 Hellions kill nearly all the Protoss workers due to M doesn’t block the entrance.
13	GM uses 4 Tempest (built nearby) to destroy all AS’s units and sub-base. AS loses.
14	At first, GM destroyed AS’s sub-base. But, AS secretly builds the 3rd and 4th base.
15	M uses Marauder rush but mistakenly loses some Marauders due to wrong operations.
16	GM uses Stalkers Blink to harass, gains advantages. FB: GM has more units, win.
17	M uses Roach Rush to destroy AS’s sub-base. AS saves its workers and counterattacks.
18	GM’s many workers are killed by the harassment of AS’s Hellions and Marines.
19	M is harassed by AS. FB: M’s troops are destroyed by AS’s Tanks due to error control.
20	M’s Ravager suppress AS’s sub-base. FB: M uses lots of Mutalisks to harass and attack.
21	AS’s Banshees kill many workers. M’s harassment is resisted. FB: AS’s troops win.
22	AS uses Hellions, Raven, and Banshees to kill GM’s many workers. FB: GM loses.
23	AS’s Hellions kill many workers. M uses Nydus Worm to counter but makes less effect.
24	AS’s Tanks and Marines advance. GM interrupts and outflanks AS’s troops to win.
25	M’s workers are killed by Hellions and Banshees. FB: M has some error operations.
26	GM resists very well. All tricks of AS are being cracked.
27	AS doesn’t detect the opponent. It uses Reaper, Hellion, and Banshees to harass.
28	The first attack of M has a big loss. FB: M’s terrain advantage is poor.
29	GM uses Proxy Barrack to gain advantages. GM suppress AS for a long time to win.
30	AS’s harassments are resisted, e.g., many Medivacs containing Marines died. GM wins.

Table 10: Description of AS<sub>T</sub><sup>N</sup> replays. FB=Final Battle.

ID	Type	OL	Res.	Strategy Order	Scout	E <sup>A</sup>	E <sup>P</sup>	A <sup>A</sup>	A <sup>P</sup>	CO <sup>A</sup>	AO <sup>A</sup>	NCR <sup>A</sup>	CO <sup>P</sup>	AO <sup>P</sup>	NCR <sup>P</sup>
01	ZvZ	GM	Win	SubBase—Ravager	none	200	127	237	309	136	478	0.715	480	958	0.499
02	ZvT	M	Win	SubBase—Ravager	none	212	148	270	208	419	911	0.540	835	1736	0.519
03	ZvP	GM	Los	SubBase—Zergling	none	180	183	216	316	311	823	0.622	549	1339	0.590
04	ZvZ	M	Win	SubBase—Ravager	none	219	146	274	207	380	918	0.586	844	1852	0.544
05	ZvZ	GM	Win	SubBase—Ravager	none	209	204	253	324	257	719	0.643	973	1835	0.470
06	ZvP	M	Win	SubBase—Zergling	none	236	172	298	212	488	1235	0.605	1079	2469	0.563
07	ZvZ	M	Win	SubBase—Ravager	none	207	159	249	328	187	592	0.684	417	1108	0.624
08	ZvP	M	Win	SubBase—Ravager	none	207	159	263	215	385	887	0.566	716	1635	0.562
09	ZvZ	GM	Win	SubBase—Ravager	none	205	130	240	233	150	478	0.686	518	929	0.442
10	ZvP	M	Win	SubBase—Ravager	none	193	145	240	163	234	626	0.626	666	1294	0.485
11	ZvT	M	Los	SubBase—Ravager	none	195	163	233	263	385	1240	0.690	855	2069	0.587
12	ZvZ	GM	Win	SubBase—Ravager	none	197	172	239	277	211	613	0.656	1061	1752	0.394
13	ZvT	GM	Win	SubBase—Ravager	none	219	135	272	177	398	891	0.553	1284	2135	0.399
14	ZvT	M	Win	SubBase—Ravager	none	211	191	260	370	303	746	0.594	689	1728	0.601
15	ZvP	GM	Los	SubBase—Ravager	none	211	137	251	165	276	982	0.719	782	1632	0.521
16	ZvP	GM	Win	SubBase—Ravager	none	229	163	272	193	274	744	0.632	600	1404	0.573
17	ZvT	M	Win	SubBase—Ravager	none	232	166	286	272	705	1616	0.564	1017	2750	0.630
18	ZvP	M	Win	SubBase—Ravager	none	184	141	221	201	250	610	0.590	775	1398	0.446
19	ZvP	M	Win	SubBase—Ravager	none	198	194	239	247	186	551	0.662	434	1162	0.627
20	ZvP	M	Los	SubBase—Ravager	none	132	128	158	146	130	409	0.682	408	910	0.552
21	ZvP	GM	Win	SubBase—Ravager	none	251	208	317	271	552	1355	0.593	1195	2831	0.578
22	ZvP	GM	Los	SubBase—Ravager	none	214	208	261	333	481	1315	0.634	800	2313	0.654
23	ZvP	M	Win	SubBase—Ravager	none	232	209	288	258	759	2032	0.626	1737	4548	0.618
24	ZvP	M	Los	SubBase—Ravager	none	188	135	228	155	323	1016	0.682	813	1724	0.528
25	ZvT	M	Los	SubBase—Ravager	none	188	149	229	258	361	1015	0.644	613	1725	0.645
26	ZvT	M	Los	SubBase—Ravager	none	197	144	240	188	1016	2084	0.512	2341	4240	0.448
27	ZvT	UN	Los	SubBase—Ravager	none	228	263	277	341	791	1794	0.559	1534	4144	0.630
28	ZvT	GM	Los	SubBase—Ravager	none	202	179	250	211	496	1124	0.559	1777	3142	0.434
29	ZvZ	GM	Los	SubBase—Ravager	none	170	201	205	279	79	362	0.782	415	955	0.565
30	ZvP	GM	Los	SubBase—Ravager	none	142	123	177	148	287	725	0.604	860	1409	0.390
-	Avg	-	-	-	-	202	166	248	242	373	963	0.627	902	1970	0.537

Table 11: AS<sub>Z</sub><sup>N</sup> replays. Res.=AS’s result. OL=opponent level. GM=Grand-Master player. M=Master player. UN=Unranked player. E<sup>A</sup>=EPM for AS. E<sup>P</sup>=EPM for player. A<sup>A</sup>=APM for AS. A<sup>P</sup>=APM for player.

ID	Description of Game Process
01	GM’s Zergling Rush fails. FB: AS uses a team of Queen, Roach, Ravager to win.
02	M builds no tanks. Its sneak attack is resisted well by AS. FB: M player loses.
03	GM’s Probe prevents AS build 2nd base. AS then builds it 3rd base and loses.
04	M Hellion harassment fails. M’s Battlecruiser is even dead at sneak attack.
05	GM’s Zergling Rush fails. FB: GM’s Bile casts by Ravager targets wrong places.
06	M’s Dark Templar harassment fails. FB: M wins but loses due to no mineral income.
07	M starts with 3 bases. AS uses a Timing attack by troops with Queens to win.
08	M doesn’t block the intersection. AS’s Zerglings go in and kill many workers.
09	AS uses a Timing attack while has 2 bases. GM has not enough defended troops.
10	M attacks. AS divides its troops into 3 parts, outflanks M’s on a narrow platform
11	AS sub-base is destroyed by M’s Proxy Barracks then loses due to Banashes sneak.
12	AS uses a Timing attack and gains advantages by precis usage of Corrosive Bile.
13	GM’s harassment fails. GM sends troops to AS without command and lost them.
14	M harass using Hellion and Banshee. AS resists them and counter-attack to win.
15	AS can’t build its sub-base due to GM’s Cannons. GM has 2 bases and beats AS.
16	GM loses all Adepts while harass then is defeated by AS’s Queens and Ravagers.
17	M’s sneaks are effective. FB: M’s all Tanks are mistakenly not in siege mode and lose.
18	M uses only 1 Adept to harass and doesn’t block sub-base entrance, then loses.
19	AS uses a Timing attack. It uses Queens and Ravagers to directly beat the player.
20	AS is defeated by the Protoss Cannon Rush.
21	FB: GM is defeated by AS’s army composed of Queens, Ravagers, Zerglings.
22	GM uses a Warp Prism containing 2 Archons to hamper AS for a long time to win.
23	M uses Cannon Rush. AS secretly opens the 3rd and 4th mineral, and beats M.
24	M places 1 Cannon in the 2nd mine of AS. AS hardly knows how to handle it.
25	M uses Bunker Rush. AS’s 2nd base and 3rd base are destroyed, to lose.
26	FB: the two sides attack each other’s buildings. The Player first has done it.
27	UN blocks 2nd base with Supply Depot. AS’s troops can’t go in. FB: AS loses.
28	AS is harassed by GM’s 1 Battlecruiser, and finally beat by groups of Battlecruisers.
29	AS doesn’t detect. GM uses 6 Zerglings and 4 workers to carry a Spine Crawler rush.
30	GM uses a Cannon rush to the 2nd base of AS. AS hardly knows how to handle it.

Table 12: Description of AS<sub>Z</sub><sup>N</sup> replays. FB=Final Battle.