

Probabilistic Reach-Avoid Reachability in Nondeterministic Systems with Time-Varying Targets and Obstacles

Wei Liao^{a,b}, Taotao Liang^{a,b}, Xiaohui Wei^{*a,b}, and Qiaozhi Yin^{a,b}

^a Key laboratory of Fundamental Science for National Defense-Advanced Design Technology of Flight Vehicle, Nanjing University of Aeronautics and Astronautics, Nanjing, Jiangsu, China

^bState Key Laboratory of Mechanics and Control of Mechanical Structures, Nanjing University of Aeronautics and Astronautics, Nanjing, Jiangsu, China

Abstract

The probabilistic reachability problems of nondeterministic systems are studied. Based on the existing studies, the definition of probabilistic reachable sets is generalized by taking into account time-varying target set and obstacle. A numerical method is proposed to compute probabilistic reachable sets. First, a scalar function in the state space is constructed by backward recursion and grid interpolation, and then the probability reachable set is represented as a nonzero level set of this scalar function. In addition, based on the constructed scalar function, the optimal control policy can be designed. At the end of this paper, some examples are taken to illustrate the validity and accuracy of the proposed method.

Keywords: Nondeterministic system, Probabilistic reachable set, Optimal control, Dynamic programming

1 Introduction

Reachability is an important property that describes the behavior of control systems. In a classic reachability problem, one specifies a target set in the state space and then aims to find a set of initial states of the trajectories that can reach the target set within a given time horizon [15, 19, 25]. Such a set is referred to as the reachable set. Such problems are of great interest in engineering, for example, in those involving feasibility [6] or safety [21], where feasible or safe system states sometimes refer to those states that can reach the target set in a given duration.

So far, most researches on reachability are based on deterministic and exact modeling of the system, and they discuss a "yes" or "no" problem, i.e. whether it is possible to reach the target set in a given time starting from a certain set. Various methods have been proposed to deal with such problems, including the ellipsoidal method [25, 10, 23], the polyhedral method [12, 9], and the level set method [15, 19, 3]. The level set method requires less form for dynamical systems and can be used to solve nonlinear problems. Moreover, several mature toolboxes have been developed based on the level set method [17, 18, 4], therefore, the level set method has become the most widely used method and is

*Corresponding author: wei-xiaohui@nuaa.edu.cn

applied in a large number of fields such as flight control systems [2, 14], ground traffic management systems [20, 13] and air traffic management systems [8, 7]. In recent years, time-varying target sets and obstacles have been considered in several studies on the reachability of deterministic systems, allowing reachability analysis to be used for more complex engineering problems. For instance, a time-varying obstacle can be regarded as a time-varying unsafe region outside of which the evolution trajectory of the system should be kept [11, 7, 5].

However, in some engineering problems, it is quite difficult to model the system accurately. In these problems, due to the uncertainty of the systems themselves and external disturbances, the state transitions of the systems are no longer deterministic, but take the form of probability distributions. In such cases, the reachability problem can no longer be simply answered by "yes" or "no". Although some studies have discussed the reachability of nondeterministic systems and proposed the definition of probabilistic reachable set [1, 24, 22], these studies assume that the target set is time-invariant and do not take into account obstacles.

Motivated by the previous works mentioned above, the following contributions are made in this paper:

- (1) In this paper, we adopt a discrete time point of view to study reachability problems of nondeterministic systems, in which we consider time-varying target sets and obstacles, and refine the definition of probabilistic reachable sets.
- (2) A method based on recursion and grid interpolation is proposed for computing probabilistic reachable sets. In this method, the probabilistic reachable set is represented as a level set of a scalar function approximated by grid interpolation.

This paper unfolds as follows: Section 2 mathematically describes the problem. The principle of the method for computing probabilistic reachable sets is presented in Section 3. Section 4 introduces the implementation of the method. A numerical examples are given in Section 5 to illustrate the validity of the proposed method. The results are summarized in Section 6.

2 Problem Statement

Consider the following discrete-time control system with uncertainty:

$$s_{k+1} \sim \mathcal{F}(\cdot | s_k, u_k) \quad (1)$$

where $s_k \in \mathbb{R}^n$ and u_k are the system state and control input at time k , respectively, and u_k is selected from a prescribed set \mathcal{U} . $\mathcal{F}(\cdot | s_k, u_k)$ denotes a probability distribution which is related to s_k and u_k , and for any $s \in \mathbb{R}^n$, $\mathcal{F}(s | s_k, u_k)$ represents the probability density of this probability distribution at s .

Definition 1 (Control policy). *The sequence of control inputs (u_0, u_1, \dots) can be determined by a control policy which can be represented by a mapping $\mathcal{E}(\cdot, \cdot) : \mathbb{R}^n \times \mathbb{N} \rightarrow \mathcal{U}$, and $u_k = \mathcal{E}(s_k, k)$.*

Let $\mathbb{Z}_{k_1}^{k_2}$ (k_1, k_2 are integers and $k_2 \geq k_1$) denote the set of all integers between k_1 and k_2 , i.e., $\mathbb{Z}_{k_1}^{k_2} = \{k_1, k_1 + 1, \dots, k_2\}$ and let \mathcal{D} denote the set of all probability distributions on \mathbb{R}^n . Then, given the state s_{k_1} at time k_1 and control policy $\mathcal{E}(\cdot, \cdot)$, the evolution of system (1) in $\mathbb{Z}_{k_1}^{k_2}$ can be expressed as a probability distribution over time $\phi_{k_1}^{k_2}(\cdot, s_{k_1}, \mathcal{E}) : \mathbb{Z}_{k_1}^{k_2} \rightarrow \mathcal{D}$, and $\phi_{k_1}^{k_2}(\cdot | k, s_{k_1}, \mathcal{E})$ denotes the distribution of the system state at time k , while $\phi_{k_1}^{k_2}(s | k, s_{k_1}, \mathcal{E})$ denotes the probability density of the system state reaching state s at time k . Denote by \mathcal{A}_k and \mathcal{B}_k the target set and the obstacle at time k , respectively. Consequently, given a time horizon $T \in \mathbb{N}$ and a control policy $\mathcal{E}(\cdot, \cdot)$, The evolution of system (1) initializing from any state $s_0 \in \mathbb{R}^n$ has a probability of reaching the target set at some time $k \in \mathbb{Z}_0^T$ and

avoiding obstacles before reaching the target set, and this probability is expressed mathematically as:

$$P(s_0|T, \mathcal{E}) = P\left[(\exists k \in \mathbb{Z}_0^T, \phi_0^T(\cdot|k, s_0, \mathcal{E}) \in \mathcal{A}_k) \wedge (\forall l \in \mathbb{Z}_0^k, \phi_0^T(\cdot|l, s_0, \mathcal{E}) \notin \mathcal{B}_l)\right] \quad (2)$$

where " \wedge " is the logical operator "AND". Then, given a positive real number $\gamma \in [0, 1]$, the probabilistic reachable set can be defined:

Definition 2 (γ -probabilistic reachable set).

$$\mathcal{R}_\gamma^\mathcal{E}(\mathcal{A}, \mathcal{B}, T) = \{s_0 \in \mathbb{R}^n | P(s_0|T, \mathcal{E}) \geq \gamma\} \quad (3)$$

It is clear that the value of the expression of the probability in Eq. (2) depends on the control policy adopted. By finding the optimal control policy one can maximize this probability and the maximum probabilistic reachable set can be defined:

Definition 3 (Maximum γ -probabilistic reachable set).

$$\mathcal{R}_\gamma^{\max}(\mathcal{A}, \mathcal{B}, T) = \left\{s_0 \in \mathbb{R}^n \mid \max_{\mathcal{E}} P(s_0|T, \mathcal{E}) \geq \gamma\right\} \quad (4)$$

In the next section, we show that $\mathcal{R}_\gamma^\mathcal{E}(\mathcal{A}, \mathcal{B}, T)$ and $\mathcal{R}_\gamma^{\max}(\mathcal{A}, \mathcal{B}, T)$ can be computed by a backward recursive procedure.

3 Method to compute probabilistic reachable sets

Let $\mathbb{I}_{\mathcal{A}_k}(\cdot) : \mathbb{R}^n \rightarrow \{0, 1\}$ and $\mathbb{O}_{\mathcal{B}_k}(\cdot) : \mathbb{R}^n \rightarrow \{0, 1\}$ be the indicator functions of target set \mathcal{A}_k and obstacle \mathcal{B}_k , respectively, i.e.:

$$\mathbb{I}_{\mathcal{A}_k}(s) = \begin{cases} 1, & s \in \mathcal{A}_k \\ 0, & s \notin \mathcal{A}_k \end{cases} \quad \mathbb{O}_{\mathcal{B}_k}(s) = \begin{cases} 0, & s \in \mathcal{B}_k \\ 1, & s \notin \mathcal{B}_k \end{cases} \quad (5)$$

Then the following theorem can be proved.

Theorem 1. Fix a control policy $\mathcal{E}(\cdot, \cdot)$ and let the scalar function $V_k^\mathcal{E}(s_k)$ denote the probability that the evolution of the system from state s_k at time k reaches the target set at some time in \mathbb{Z}_k^T and avoids the obstacle, i.e.:

$$V_k^\mathcal{E}(s_k) = P\left[(\exists k_1 \in \mathbb{Z}_k^T, \phi_k^T(\cdot|k_1, s_k, \mathcal{E}) \in \mathcal{A}_{k_1}) \wedge (\forall k_2 \in \mathbb{Z}_k^{k_1}, \phi_k^{k_1}(\cdot|k_2, s_k, \mathcal{E}) \notin \mathcal{B}_{k_2})\right] \quad (6)$$

If

$$V_{k-1}^\mathcal{E}(s_{k-1}) = \min\left\{\mathbb{O}_{\mathcal{B}_{k-1}}(s_{k-1}), \max\left\{\mathbb{I}_{\mathcal{A}_{k-1}}(s_{k-1}), \mathbb{E}\left[V_k^\mathcal{E}(\mathcal{F}(\cdot|s_{k-1}, \mathcal{E}(s_{k-1}, k-1)))\right]\right\}\right\} \quad (7)$$

Then

$$V_{k-1}^\mathcal{E}(s_{k-1}) = P\left[(\exists k_1 \in \mathbb{Z}_{k-1}^T, \phi_{k-1}^T(\cdot|k_1, s_{k-1}, \mathcal{E}) \in \mathcal{A}_{k_1}) \wedge (\forall k_2 \in \mathbb{Z}_{k-1}^{k_1}, \phi_{k-1}^{k_1}(\cdot|k_2, s_{k-1}, \mathcal{E}) \notin \mathcal{B}_{k_2})\right] \quad (8)$$

Proof. The event

$$(\exists k_1 \in \mathbb{Z}_{k-1}^T, \phi_{k-1}^T(\cdot|k_1, s_{k-1}, \mathcal{E}) \in \mathcal{A}_{k_1}) \wedge (\forall k_2 \in \mathbb{Z}_{k-1}^{k_1}, \phi_{k-1}^{k_1}(\cdot|k_2, s_{k-1}, \mathcal{E}) \notin \mathcal{B}_{k_2}) \quad (9)$$

and the event

$$\left\{ (s_{k-1} \in \mathcal{A}_{k-1}) \vee \left[(\exists k_1 \in \mathbb{Z}_k^T, \phi_k^T(\cdot | k_1, s_{k-1}, \mathcal{E}) \in \mathcal{A}_{k_1}) \wedge \left(\forall k_2 \in \mathbb{Z}_k^{k_1}, \phi_{k-1}^{k_1}(\cdot | k_2, s_{k-1}, \mathcal{E}) \notin \mathcal{B}_{k_2} \right) \right] \right\} \wedge (s_{k-1} \notin \mathcal{B}_{k-1}) \quad (10)$$

are equivalent, where "∨" is the logical operator "OR". For the sake of brevity, we let

$$\begin{aligned} e_0^\mathcal{E} &= (\exists k_1 \in \mathbb{Z}_{k-1}^T, \phi_{k-1}^T(\cdot | k_1, s_{k-1}, \mathcal{E}) \in \mathcal{A}_{k_1}) \wedge \left(\forall k_2 \in \mathbb{Z}_{k-1}^{k_1}, \phi_{k-1}^{k_1}(\cdot | k_2, s_{k-1}, \mathcal{E}) \notin \mathcal{B}_{k_2} \right) \\ e_1 &= s_{k-1} \in \mathcal{A}_{k-1} \\ e_2^\mathcal{E} &= (\exists k_1 \in \mathbb{Z}_k^T, \phi_k^T(\cdot | k_1, s_{k-1}, \mathcal{E}) \in \mathcal{A}_{k_1}) \wedge \left(\forall k_2 \in \mathbb{Z}_k^{k_1}, \phi_{k-1}^{k_1}(\cdot | k_2, s_{k-1}, \mathcal{E}) \notin \mathcal{B}_{k_2} \right) \\ e_3 &= s_{k-1} \notin \mathcal{B}_{k-1} \end{aligned} \quad (11)$$

Therefore, $V_{k-1}^\mathcal{E}(s_{k-1})$ can be expanded as follows:

$$V_{k-1}^\mathcal{E}(s_{k-1}) = P(e_0^\mathcal{E}) = \{1 - [1 - P(e_1)] \times [1 - P(e_2^\mathcal{E})]\} \times P(e_3) \quad (12)$$

According to the following equation, the state space can be divided into three parts:

$$\mathbb{R}^n = \mathcal{B}_{k-1} \cup (\mathcal{A}_{k-1} - \mathcal{B}_{k-1}) \cup \complement_{\mathbb{R}^n}(\mathcal{A}_{k-1} \cup \mathcal{B}_{k-1}) \quad (13)$$

where $\mathcal{A}_{k-1} - \mathcal{B}_{k-1} = \{s \in \mathbb{R}^n | s \in \mathcal{A}_{k-1} \wedge s \notin \mathcal{B}_{k-1}\}$. These three parts are discussed separately below.

Case 1. $s_{k-1} \in \mathcal{B}_{k-1}$:

$$s_{k-1} \in \mathcal{B}_{k-1} \implies P(e_3) = 0 \implies P(e_0^\mathcal{E}) = 0 \quad (14)$$

and

$$\begin{aligned} s_{k-1} \in \mathcal{B}_{k-1} &\implies \mathbb{O}_{\mathcal{B}_{k-1}}(s_{k-1}) = 0 \implies \\ \mathbb{O}_{\mathcal{B}_{k-1}}(s_{k-1}) &\leq \mathbb{I}_{\mathcal{A}_{k-1}}(s_{k-1}) \wedge \mathbb{O}_{\mathcal{B}_{k-1}}(s_{k-1}) \leq \mathbb{E} [V_k^\mathcal{E}(\mathcal{F}(\cdot | s_{k-1}, \mathcal{E}(s_{k-1}, k-1)))] \implies \\ \min \{ \mathbb{O}_{\mathcal{B}_{k-1}}(s_{k-1}), \max \{ \mathbb{I}_{\mathcal{A}_{k-1}}(s_{k-1}), \mathbb{E} [V_k^\mathcal{E}(\mathcal{F}(\cdot | s_{k-1}, \mathcal{E}(s_{k-1}, k-1)))] \} \} &= 0 \end{aligned} \quad (15)$$

Therefore, Eq. (8) holds when $s_{k-1} \in \mathcal{B}_{k-1}$.

Case 2. $s_{k-1} \in \mathcal{A}_{k-1} - \mathcal{B}_{k-1}$:

$$s_{k-1} \in \mathcal{A}_{k-1} - \mathcal{B}_{k-1} \implies P(e_1) = 1 \wedge P(e_3) = 1 \implies P(e_0^\mathcal{E}) = 1 \quad (16)$$

and

$$\begin{aligned} s_{k-1} \in \mathcal{A}_{k-1} - \mathcal{B}_{k-1} &\implies \mathbb{I}_{\mathcal{A}_{k-1}}(s_{k-1}) = 1 \wedge \mathbb{O}_{\mathcal{B}_{k-1}}(s_{k-1}) = 1 \implies \\ \mathbb{O}_{\mathcal{B}_{k-1}}(s_{k-1}) &= \mathbb{I}_{\mathcal{A}_{k-1}}(s_{k-1}) \geq \mathbb{E} [V_k^\mathcal{E}(\mathcal{F}(\cdot | s_{k-1}, \mathcal{E}(s_{k-1}, k-1)))] \implies \\ \min \{ \mathbb{O}_{\mathcal{B}_{k-1}}(s_{k-1}), \max \{ \mathbb{I}_{\mathcal{A}_{k-1}}(s_{k-1}), \mathbb{E} [V_k^\mathcal{E}(\mathcal{F}(\cdot | s_{k-1}, \mathcal{E}(s_{k-1}, k-1)))] \} \} &= 1 \end{aligned} \quad (17)$$

Therefore, Eq. (8) holds when $s_{k-1} \in \mathcal{A}_{k-1} - \mathcal{B}_{k-1}$.

Case 3. $s_{k-1} \notin \mathcal{A}_{k-1} \cup \mathcal{B}_{k-1}$:

$$\begin{aligned}
s_{k-1} \notin \mathcal{A}_{k-1} \cup \mathcal{B}_{k-1} &\implies \mathbb{P}(e_1) = 0 \wedge \mathbb{P}(e_3) = 1 \implies \mathbb{P}(e_0^\mathcal{E}) = \mathbb{P}(e_2^\mathcal{E}) \\
&= \mathbb{P} \left[(\exists k_1 \in \mathbb{Z}_k^T, \phi_k^T(\cdot|k_1, s_k, \mathcal{E}) \in \mathcal{A}_{k_1}) \wedge (\forall k_2 \in \mathbb{Z}_k^{k_1}, \phi_k^{k_1}(\cdot|k_2, s_k, \mathcal{E}) \notin \mathcal{B}_{k_2}) \middle| s_k \sim \mathcal{F}(\cdot|s_{k-1}, u_{k-1}) \right] \\
&= \int_{\mathbb{R}^n} V_k^\mathcal{E}(s) \mathcal{F}(s|s_{k-1}, u_{k-1}) ds = \mathbb{E} [V_k^\mathcal{E}(\mathcal{F}(\cdot|s_{k-1}, \mathcal{E}(s_{k-1}, k-1)))]
\end{aligned} \tag{18}$$

and

$$\begin{aligned}
s_{k-1} \notin \mathcal{A}_{k-1} \cup \mathcal{B}_{k-1} &\implies \mathbb{I}_{\mathcal{A}_{k-1}}(s_{k-1}) = 0 \wedge \mathbb{O}_{\mathcal{B}_{k-1}}(s_{k-1}) = 1 \implies \\
\mathbb{O}_{\mathcal{B}_{k-1}}(s_{k-1}) &\geq \mathbb{E} [V_k^\mathcal{E}(\mathcal{F}(\cdot|s_{k-1}, \mathcal{E}(s_{k-1}, k-1)))] \geq \mathbb{I}_{\mathcal{A}_{k-1}}(s_{k-1}) \implies \\
\min \{ \mathbb{O}_{\mathcal{B}_{k-1}}(s_{k-1}), \max \{ \mathbb{I}_{\mathcal{A}_{k-1}}(s_{k-1}), \mathbb{E} [V_k^\mathcal{E}(\mathcal{F}(\cdot|s_{k-1}, \mathcal{E}(s_{k-1}, k-1)))] \} \} \\
&= \mathbb{E} [V_k^\mathcal{E}(\mathcal{F}(\cdot|s_{k-1}, \mathcal{E}(s_{k-1}, k-1)))]
\end{aligned} \tag{19}$$

Therefore, Eq. (8) holds when $s_{k-1} \notin \mathcal{A}_{k-1} \cup \mathcal{B}_{k-1}$. □

Theorem 1 reveals a recursive formula, for which the terminal condition can be derived from the following equation:

$$\begin{aligned}
V_T^\mathcal{E}(s_T) &= \mathbb{P} \left[(\exists k_1 \in \mathbb{Z}_T^T, \phi_T^T(\cdot|k_1, s_T, \mathcal{E}) \in \mathcal{A}_{k_1}) \wedge (\forall k_2 \in \mathbb{Z}_T^{k_1}, \phi_T^{k_1}(\cdot|k_2, s_T, \mathcal{E}) \notin \mathcal{B}_{k_2}) \right] \\
&= \mathbb{P}(s_T \in \mathcal{A}_T \wedge s_T \notin \mathcal{B}_T) = \min [\mathbb{I}_{\mathcal{A}_T}(s_T), \mathbb{O}_{\mathcal{B}_T}(s_T)]
\end{aligned} \tag{20}$$

Consequently, the complete backward recursive procedure is as follows:

$$\begin{aligned}
V_T^\mathcal{E}(s_T) &= \min [\mathbb{I}_{\mathcal{A}_T}(s_T), \mathbb{O}_{\mathcal{B}_T}(s_T)] \\
V_{k-1}^\mathcal{E}(s_{k-1}) &= \min \{ \mathbb{O}_{\mathcal{B}_{k-1}}(s_{k-1}), \max \{ \mathbb{I}_{\mathcal{A}_{k-1}}(s_{k-1}), \mathbb{E} [V_k^\mathcal{E}(\mathcal{F}(\cdot|s_{k-1}, \mathcal{E}(s_{k-1}, k-1)))] \} \} \\
&\dots \\
V_0^\mathcal{E}(s_0) &= \{ \mathbb{O}_{\mathcal{B}_0}(s_0), \max \{ \mathbb{I}_{\mathcal{A}_0}(s_0), \mathbb{E} [V_1^\mathcal{E}(\mathcal{F}(\cdot|s_0, \mathcal{E}(s_0, 0)))] \} \}
\end{aligned} \tag{21}$$

According to Theorem 1, $V_0^\mathcal{E}(s_0) = \mathbb{P}(s_0|T, \mathcal{E})$, and the γ -probabilistic reachable set can be characterized by the γ -level set of $V_0^\mathcal{E}(\cdot)$, i.e.:

$$\mathcal{R}_\gamma^\mathcal{E}(\mathcal{A}, \mathcal{B}, T) = \{s_0 \in \mathbb{R}^n | V_0^\mathcal{E}(s_0) \geq \gamma\} \tag{22}$$

Theorem 2. Let the scalar function $V_k^{\max}(s_k)$ denote the probability that, under the optimal control policy, the evolution of the system from state s_k at time k reaches the target set at some time in \mathbb{Z}_k^T and avoids the obstacle, i.e.:

$$V_k^{\max}(s_k) = \max_{\mathcal{E}} \mathbb{P} \left[(\exists k_1 \in \mathbb{Z}_k^T, \phi_k^T(\cdot|k_1, s_k, \mathcal{E}) \in \mathcal{A}_{k_1}) \wedge (\forall k_2 \in \mathbb{Z}_k^{k_1}, \phi_k^{k_1}(\cdot|k_2, s_k, \mathcal{E}) \notin \mathcal{B}_{k_2}) \right] \tag{23}$$

If

$$V_{k-1}^{\max}(s_{k-1}) = \min \left\{ \mathbb{O}_{\mathcal{B}_{k-1}}(s_{k-1}), \max \left\{ \mathbb{I}_{\mathcal{A}_{k-1}}(s_{k-1}), \max_{u_{k-1} \in \mathcal{U}} \mathbb{E} [V_k^{\max}(\mathcal{F}(\cdot|s_{k-1}, u_{k-1}))] \right\} \right\} \tag{24}$$

Then

$$V_{k-1}^{\max}(s_{k-1}) = \max_{\mathcal{E}} \mathbb{P} \left[(\exists k_1 \in \mathbb{Z}_{k-1}^T, \phi_{k-1}^T(\cdot | k_1, s_{k-1}, \mathcal{E}) \in \mathcal{A}_{k_1}) \wedge (\forall k_2 \in \mathbb{Z}_{k-1}^{k_1}, \phi_{k-1}^{k_1}(\cdot | k_2, s_{k-1}, \mathcal{E}) \notin \mathcal{B}_{k_2}) \right] \quad (25)$$

Proof. The proof of Theorem 2 is similar to that of Theorem 1. Here, we continue with the notations in Eq. (1). Eq. (25) can be expanded as follows:

$$V_{k-1}^{\max}(s_{k-1}) = \max_{\mathcal{E}} \mathbb{P}(e_0^{\mathcal{E}}) = \left\{ 1 - [1 - \mathbb{P}(e_1)] \times [1 - \max_{\mathcal{E}} \mathbb{P}(e_2^{\mathcal{E}})] \right\} \times \mathbb{P}(e_3) \quad (26)$$

Case 1 ($s_{k-1} \in \mathcal{B}_{k-1}$) and Case 2 ($s_{k-1} \in \mathcal{A}_{k-1} - \mathcal{B}_{k-1}$) are exactly the same as those in Theorem 1, and will not be repeated here. Case 3 is discussed below.

Case 3. $s_{k-1} \notin \mathcal{A}_{k-1} \cup \mathcal{B}_{k-1}$:

$$\begin{aligned} s_{k-1} \notin \mathcal{A}_{k-1} \cup \mathcal{B}_{k-1} &\implies \mathbb{P}(e_1) = 0 \wedge \mathbb{P}(e_3) = 1 \implies \max_{\mathcal{E}} \mathbb{P}(e_0^{\mathcal{E}}) = \max_{\mathcal{E}} \mathbb{P}(e_2^{\mathcal{E}}) \\ &= \max_{\mathcal{E}, u_{k-1}} \mathbb{P} \left[(\exists k_1 \in \mathbb{Z}_k^T, \phi_k^T(\cdot | k_1, s_k, \mathcal{E}) \in \mathcal{A}_{k_1}) \wedge (\forall k_2 \in \mathbb{Z}_k^{k_1}, \phi_k^{k_1}(\cdot | k_2, s_k, \mathcal{E}) \notin \mathcal{B}_{k_2}) \mid s_k \sim \mathcal{F}(\cdot | s_{k-1}, u_{k-1}) \right] \\ &= \max_{u_{k-1}} \int_{\mathbb{R}^n} V_k^{\max}(s) \mathcal{F}(s | s_{k-1}, u_{k-1}) ds = \max_{u_{k-1}} \mathbb{E} [V_k^{\max}(\mathcal{F}(\cdot | s_{k-1}, u_{k-1}))] \end{aligned} \quad (27)$$

and

$$\begin{aligned} s_{k-1} \notin \mathcal{A}_{k-1} \cup \mathcal{B}_{k-1} &\implies \mathbb{I}_{\mathcal{A}_{k-1}}(s_{k-1}) = 0 \wedge \mathbb{O}_{\mathcal{B}_{k-1}}(s_{k-1}) = 1 \implies \\ \mathbb{O}_{\mathcal{B}_{k-1}}(s_{k-1}) &\geq \mathbb{E} [V_k^{\mathcal{E}}(\mathcal{F}(\cdot | s_{k-1}, \mathcal{E}(s_{k-1}, k-1)))] \geq \mathbb{I}_{\mathcal{A}_{k-1}}(s_{k-1}) \implies \\ \min \left\{ \mathbb{O}_{\mathcal{B}_{k-1}}(s_{k-1}), \max \left\{ \mathbb{I}_{\mathcal{A}_{k-1}}(s_{k-1}), \max_{u_{k-1}} \mathbb{E} [V_k^{\max}(\mathcal{F}(\cdot | s_{k-1}, u_{k-1}))] \right\} \right\} & \\ = \max_{u_{k-1}} \mathbb{E} [V_k^{\max}(\mathcal{F}(\cdot | s_{k-1}, u_{k-1}))] & \end{aligned} \quad (28)$$

Therefore, Eq. (25) holds when $s_{k-1} \notin \mathcal{A}_{k-1} \cup \mathcal{B}_{k-1}$. □

Similarly, Theorem 2 indicates that, the maximum γ -probabilistic reachable set can be represented by the γ -level set of $V_0^{\max}(\cdot)$, i.e.:

$$\mathcal{R}_{\gamma}^{\max}(\mathcal{A}, \mathcal{B}, T) = \{s_0 \in \mathbb{R}^n | V_0^{\max}(s_0) \geq \gamma\} \quad (29)$$

and $V_0^{\max}(\cdot)$ can be obtained by the following recursive formula:

$$\begin{aligned} V_T^{\max}(s_T) &= \min [\mathbb{I}_{\mathcal{A}_T}(s_T), \mathbb{O}_{\mathcal{B}_T}(s_T)] \\ V_{k-1}^{\max}(s_{k-1}) &= \min \left\{ \mathbb{O}_{\mathcal{B}_{k-1}}(s_{k-1}), \max \left\{ \mathbb{I}_{\mathcal{A}_{k-1}}(s_{k-1}), \max_{u_{k-1} \in \mathcal{U}} \mathbb{E} [V_k^{\max}(\mathcal{F}(\cdot | s_{k-1}, u_{k-1}))] \right\} \right\} \\ &\dots \\ V_0^{\max}(s_0) &= \left\{ \mathbb{O}_{\mathcal{B}_0}(s_0), \max \left\{ \mathbb{I}_{\mathcal{A}_0}(s_0), \max_{u_0 \in \mathcal{U}} \mathbb{E} [V_1^{\max}(\mathcal{F}(\cdot | s_0, u_0))] \right\} \right\} \end{aligned} \quad (30)$$

In addition, Eq. (30) reveals the expression for the optimal control policy:

$$\mathcal{E}^*(s_k, k) = \arg \max_{u_k \in \mathcal{U}} \mathbb{E} [V_{k+1}^{\max}(\mathcal{F}(\cdot | s_k, u_k))] \quad (31)$$

4 Method implementation

For any $k \in \mathbb{Z}_0^{T-1}$, the analytic forms of the expressions of $V_k^\mathcal{E}(\cdot)$ and $V_k^{\max}(\cdot)$ are difficult to obtain. This section introduces a method based on grid interpolation to approximate these functions. First, a rectangular computational domain, denoted as \mathcal{S} , needs to be specified in the state space. Then, divide \mathcal{S} into a Cartesian grid structure. The values of function $V_k^\mathcal{E}(\cdot)$ or $V_k^{\max}(\cdot)$ at the grid points are stored in an array with the same dimensions as the state space, and $V_k^\mathcal{E}(\cdot)$ or $V_k^{\max}(\cdot)$ can be approximated by the grid interpolation.

In addition, for any $k \in \mathbb{Z}_0^{T-1}$, both of the recursive procedures described above involve computing the expectation value $\mathbb{E}[V_k^\mathcal{E}(\mathcal{F}(\cdot|s_{k-1}, \mathcal{E}(s_{k-1}, k-1)))]$ or $\mathbb{E}[V_k^{\max}(\mathcal{F}(\cdot|s_{k-1}, u_{k-1}))]$. In the current study, these expectation values will be calculated by using Monte Carlo method. Denote the sampling result from probability distribution $\mathcal{F}(\cdot|s_{k-1}, \mathcal{E}(s_{k-1}, k-1))$ or $\mathcal{F}(\cdot|s_{k-1}, u_{k-1})$ as $\{s^1, \dots, s^m\}$, then the expectation values can be estimated by the following equations:

$$\begin{aligned}\mathbb{E}[V_k^\mathcal{E}(\mathcal{F}(\cdot|s_{k-1}, \mathcal{E}(s_{k-1}, k-1)))] &= \frac{1}{m} \sum_{i=1}^m V_k^\mathcal{E}(s^i) \\ \mathbb{E}[V_k^{\max}(\mathcal{F}(\cdot|s_{k-1}, u_{k-1}))] &= \frac{1}{m} \sum_{i=1}^m V_k^{\max}(s^i)\end{aligned}\tag{32}$$

Given all the techniques described above, the complete algorithm can be obtained. As an example, take the maximum probabilistic reachable set of a two-dimensional system, where the system state is denoted as $s = [x, y]^T$, the pseudocode of the proposed method is shown in Algorithm 4.

5 Numerical examples

A flight vehicle moves in a plane, the vehicle is modeled as a simple mass point with fixed linear velocity $v = 1$ and controllable heading angular velocity. Its motion in still air is determined by the following equation:

$$\begin{cases} \dot{x} = v \cos \theta \\ \dot{y} = v \sin \theta \\ \dot{\theta} = u \end{cases}\tag{33}$$

where $[x, y]^T \in \mathbb{R}^2$ and $\theta \in (-\pi, \pi]$ are the position and heading angle of the vehicle respectively, and $u \in \mathcal{U} = [-1, 1]$ is the control input. There exists a wind field in the plane, which is determined by the following vector field:

$$\begin{bmatrix} w_x(x, y) \\ w_y(x, y) \end{bmatrix} = \begin{bmatrix} -y - 0.1y^3 \\ x + 0.1x^3 \end{bmatrix}\tag{34}$$

Then the dynamics of the vehicle in the wind field can be described by:

$$\dot{s} = f(s, u) = \begin{bmatrix} v \cos \theta + w_x(x, y) \\ v \sin \theta + w_y(x, y) \\ u \end{bmatrix}\tag{35}$$

The vehicle selects a control input from \mathcal{U} every $\Delta t = 0.1$ time, and the control input is fixed as a constant during each time step. The uncertainty of the vehicle's position accumulated in one time step is represented by a uniform distribution over a circular region with radius $r = 0.1$. Therefore, the time

Algorithm 1 Method to compute maximum probabilistic reachable set

```

1: Inputs: Time horizon  $T$ , dynamic system  $s_{k+1} \sim \mathcal{F}(\cdot | s_k, u_k)$ , a real number  $\gamma \in [0, 1]$ , computational
   domain  $\mathcal{S} = [x_d, x_u] \times [y_d, y_u]$ , grids number  $N_x \times N_y$ ;
2: Construct two  $N_x \times N_y$  arrays, denoted as  $\mathcal{V}$  and  $\mathcal{V}'$ ;
3:  $\delta x \leftarrow \frac{x_u - x_d}{N_x - 1}$ ,  $\delta y \leftarrow \frac{y_u - y_d}{N_y - 1}$ ;
4: for  $i_x \leftarrow 0, \dots, N_x - 1$  do \\ The terminal condition of the recursive formula.
5:   for  $i_y \leftarrow 0, \dots, N_y - 1$  do
6:      $s_T \leftarrow [x_d + i_x \delta x, y_d + i_y \delta y]^T$ ;
7:      $\mathcal{V}[i_x][i_y] \leftarrow \min [\mathbb{O}_{\mathcal{B}_T}(s_T), \mathbb{I}_{\mathcal{A}_T}(s_T)]$ 
8:   end for
9: end for
10: for  $k \leftarrow N - 1, \dots, 0$  do
11:   for  $i_x \leftarrow 0, \dots, M_x - 1$  do
12:     for  $i_y \leftarrow 0, \dots, M_y - 1$  do
13:        $s_k \leftarrow [x_d + i_x \delta x, y_d + i_y \delta y]^T$ ;
14:       if  $s_k \in \mathcal{B}_k$  then \\  $s_k \in \mathcal{B}_k \implies V_k(s_k) = \mathbb{O}_{\mathcal{B}_k}(s_k) = 0$ 
15:          $\mathcal{V}'[i_x][i_y] \leftarrow 0$ ;
16:         Continue;
17:       end if
18:       if  $s_k \in \mathcal{A}_k$  then \\  $s_k \in \mathcal{A}_k - \mathcal{B}_k \implies V_k(s_k) = \mathbb{I}_{\mathcal{A}_k}(s_k) = 1$ 
19:          $\mathcal{V}'[i_x][i_y] \leftarrow 1$ ;
20:         Continue;
21:       end if
22:       Construct a bilinear interpolation function  $\widehat{V}(\cdot)$  using  $\mathcal{V}$ ;
23:        $v^* \leftarrow 0$ ;
24:       for  $u_k \in \mathcal{U}$  do
25:         Sample from probability distribution  $\mathcal{F}(\cdot | s_k, u_k)$ , denote the samples as  $\{s^1, \dots, s^m\}$ ;
26:          $v \leftarrow \frac{1}{m} \sum_{i=1}^m \widehat{V}(s^i)$ ;
27:         if  $v^* < v$  then
28:            $v^* \leftarrow v$ ;
29:         end if
30:       end for
31:        $\mathcal{V}'[i_x][i_y] \leftarrow v^*$ ; \\  $s_k \notin \mathcal{A}_k \cup \mathcal{B}_k \implies V_k^{\max}(s_k) = \max_{u_k} \mathbb{E} [V_{k+1}^{\max}(\mathcal{F}(\cdot | s_k, u_k))]$ 
32:     end for
33:   end for
34:   Copy  $\mathcal{V}'$  to  $\mathcal{V}$ ;
35: end for
36: Return  $\{s \in \Omega | \widehat{V}(s) \geq \gamma\}$ ;

```

discrete form of the system is as follows:

$$s_{k+1} \sim \mathcal{F}(\cdot | s_k, u_k) = F(s_k, u_k) + \mathcal{U}_r(\cdot) \quad (36)$$

where $F(s_k, u_k)$ is derived by solving Eq. (35) using Runge-Kutta method, $\mathcal{U}_r(\cdot)$ is a probability distribution whose probability density at $s = [x, y, \theta]^T$ is:

$$\mathcal{U}_r(s) = \begin{cases} \frac{1}{\pi r^2}, & x^2 + y^2 \leq r^2 \\ 0, & x^2 + y^2 > r^2 \end{cases} \quad (37)$$

The target set and obstacle at the k th time step are:

$$\begin{aligned} \mathcal{A}_k &= \left\{ [x, y, \theta]^T \mid x \in \left[2 \cos \left(\frac{k\pi}{40} \right) - \frac{1}{2}, 2 \cos \left(\frac{k\pi}{40} \right) + \frac{1}{2} \right], y \in \left[2 \sin \left(\frac{k\pi}{40} \right) - \frac{1}{2}, 2 \sin \left(\frac{k\pi}{40} \right) + \frac{1}{2} \right] \right\} \\ \mathcal{B}_k &= \left\{ [x, y, \theta]^T \mid x \in \left[2 \cos \left(\frac{k\pi}{40} + \pi \right) - \frac{1}{2}, 2 \cos \left(\frac{k\pi}{40} + \pi \right) + \frac{1}{2} \right], \right. \\ &\quad \left. y \in \left[2 \sin \left(\frac{k\pi}{40} + \pi \right) - \frac{1}{2}, 2 \sin \left(\frac{k\pi}{40} + \pi \right) + \frac{1}{2} \right] \right\} \end{aligned} \quad (38)$$

and the time horizon is $T = 23$, the given probability is $\gamma = 0.6$. The problem is depicted visually in Fig. 1.

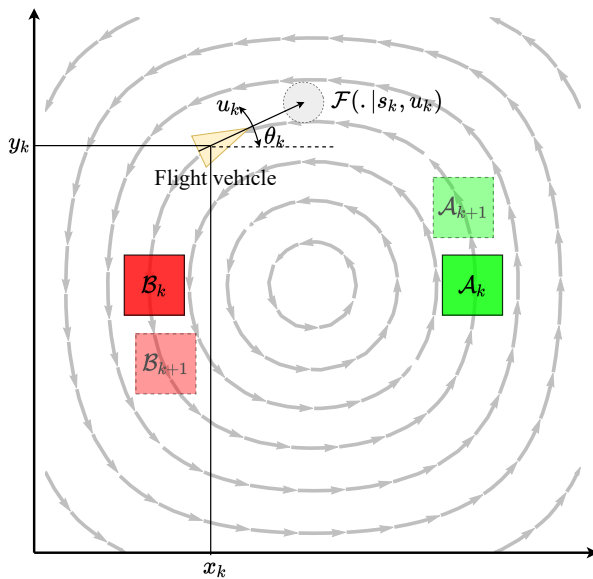


Figure 1: Sketch of the numerical example.

5.1 Computation of probabilistic reachable set

Assume that the control policy aims to point the vehicle's heading to the center of the target set. That is, the control policy is fixed at:

$$\mathcal{E}(s_k, k) = \min \left\{ 1, \max \left[-1, \text{atan2} \left[\sin \left(\frac{k\pi}{40} \right) - y_k, 2 \cos \left(\frac{k\pi}{40} \right) - x_k \right] - \theta_k \right] \right\} \quad (39)$$

where the definition of function atan2 is [16]:

$$\text{atan2}(\Delta y, \Delta x) = \begin{cases} \arctan \frac{\Delta y}{\Delta x}, & \Delta x > 0 \\ \arctan \frac{\Delta y}{\Delta x} + \pi, & \Delta x < 0 \text{ and } \Delta y \geq 0 \\ \arctan \frac{\Delta y}{\Delta x} - \pi, & \Delta x < 0 \text{ and } \Delta y < 0 \\ \frac{\pi}{2}, & \Delta x = 0 \text{ and } \Delta y > 0 \\ -\frac{\pi}{2}, & \Delta x = 0 \text{ and } \Delta y < 0 \end{cases} \quad (40)$$

The solver setups of this example are listed in Table 1. The computation result of the γ -probabilistic

Table 1: Solver settings for the computation of probabilistic reachable set

Parameter	Setting
Computational domain \mathcal{S}	$[-4, 4] \times [-4, 4] \times [-\pi, \pi]$
Number of grid points $N_x \times N_y \times N_\theta$	$201 \times 201 \times 201$
Time horizon T	23
Probability γ	0.6
Sample size for the Monte Carlo method m	10000

reachable set is shown in Fig. 2(a). In order to verify the correctness of the result, some points in slice $\theta = 0$ of the state space are chosen as the initial states, for each initial state, 1000 times of evolution under control policy 39 are simulated and the counts of avoiding obstacles and reaching the target set are recorded. Fig. 2(b) shows the simulation results, where the evolutions starting from the points marked by the green circles reach the target set and avoid the obstacles more than 600 times. It can be seen

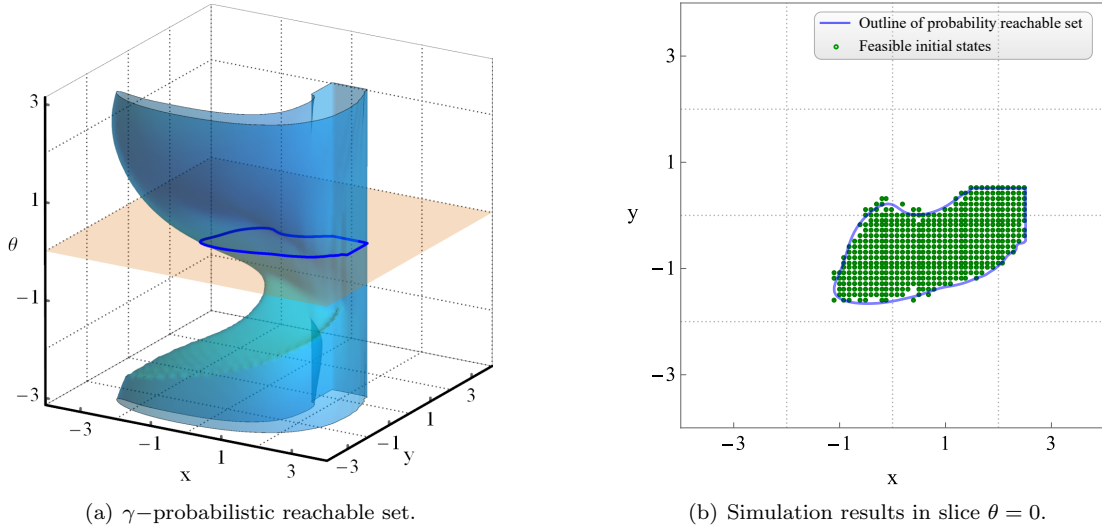


Figure 2: Computation results of γ -probabilistic reachable set.

that the outline of γ -probabilistic reachable sets and the border of the area marked by the green circles almost coincide, which indicates the accuracy of the computation results.

5.2 Computation of Maximum probabilistic reachable set

From line 24 of Algorithm 4, it is clear that the computation of the maximum probability reachable set requires traversing the set \mathcal{U} . In this example, since the set \mathcal{U} is a continuous set, it is impractical to

traverse this set. Therefore, the \mathcal{U} is replaced by the following set consisting of some discrete points in the computation procedure.

$$\bar{\mathcal{U}} = \left\{ -1 + \frac{1}{10}i \mid i = 0, 1, \dots, 20 \right\} \quad (41)$$

The solver setups are also shown in Table 1. The computation result of the maximum γ -probabilistic reachable set is shown in Fig. 3(a). During the computation, the functions $V_k^{\max}(\cdot)$ are saved for any $k \in \mathbb{Z}_0^T$. These functions can be used to implement the control policy (31). In this subsection, the initial states inside slice $\theta = 0$ are also simulated to validate the correctness of the result. In these simulations, the control policy is chosen as Eq. (31). Fig. 3(b) displays the simulation results, which also illustrate the accuracy of the proposed method.

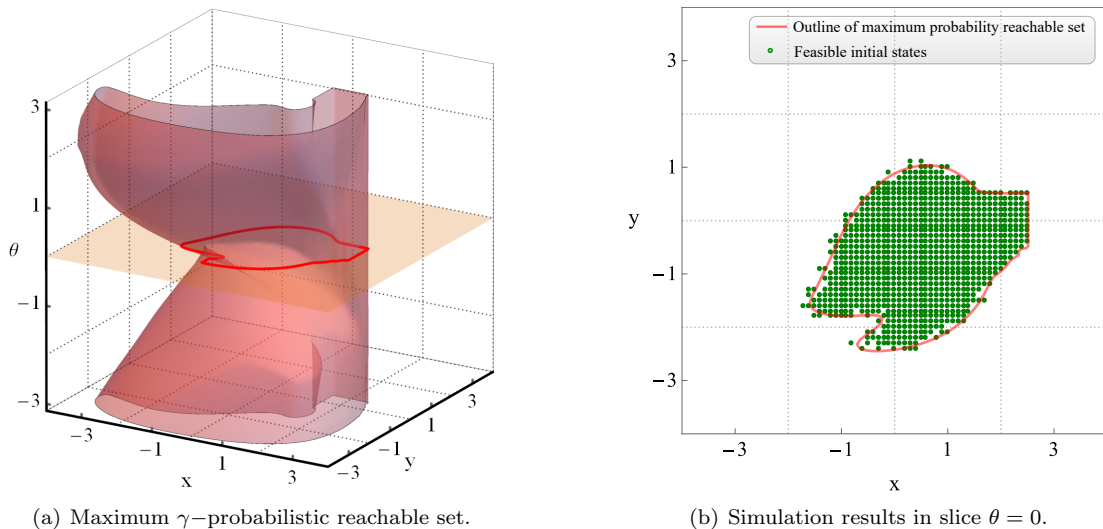


Figure 3: Computation results of maximum γ -probabilistic reachable set.

6 Conclusions

In this paper, we study the reachability problems of non-deterministic discrete-time systems. Based on the existing works, the time-dependent target set and obstacle are taken into account and the definition of probabilistic reachable set is refined. Two types of probabilistic reachable sets are discussed, namely, probabilistic reachable set with a given control policy and maximum probabilistic reachable set. To compute these probabilistic reachable sets, a numerical method is proposed. In the proposed method, the probability reachable set is represented as a non-zero level set of a scalar function that is approximated by backward recursion and grid interpolation. The scalar function generated by each recursive step can also be used to design optimal control policy. The paper concludes with some examples to verify the effectiveness of the proposed method.

The proposed method has some potential for improvement. For example, the computation of expectation values using Monte Carlo method is computationally expensive. The sample size required grows as the accuracy requirement increases. New mechanisms for computing expectations will be developed in our future work.

Acknowledgements

The authors gratefully acknowledge support from National Defense Outstanding Youth Science Foundation (Grant No. 2018-JCJQ-ZQ-053), and Central University Basic Scientific Research Operating Expenses Special Fund Project Support (Grant No. NF2018001). Also, the authors would like to thank the anonymous reviewers, associate editor, and editor for their valuable and constructive comments and suggestions.

References

- [1] Alessandro Abate, Maria Prandini, John Lygeros, and Shankar Sastry. Probabilistic reachability and safety for controlled discrete time stochastic hybrid systems. *Automatica*, 44(11):2724–2734, 2008.
- [2] Anayo K. Akametalu, Claire J. Tomlin, and Mo Chen. Reachability-based forced landing system. *Journal of Guidance, Control, and Dynamics*, 41(12):2529–2542, 2018.
- [3] Somil Bansal, Mo Chen, Sylvia Herbert, and Claire J. Tomlin. Hamilton-jacobi reachability: A brief overview and recent advances. In *2017 IEEE 56th Annual Conference on Decision and Control (CDC)*, pages 2242–2253, 2017.
- [4] Somil Bansal, Mo Chen, Ken Tanabe, and Claire J. Tomlin. Provably safe and scalable multivehicle trajectory planning. *IEEE Transactions on Control Systems Technology*, pages 1–17, 2020.
- [5] Somil Bansal, Mo Chen, Ken Tanabe, and Claire J. Tomlin. Provably safe and scalable multivehicle trajectory planning. *IEEE Transactions on Control Systems Technology*, pages 1–17, 2020.
- [6] Ankush Chakrabarty, Claus Danielson, Stefano Di Cairano, and Arvind Raghunathan. Active learning for estimating reachable sets for systems with unknown dynamics. *IEEE Transactions on Cybernetics*, pages 1–12, 2020.
- [7] Mo Chen, Somil Bansal, Jaime F. Fisac, and Claire J. Tomlin. Robust sequential trajectory planning under disturbances and adversarial intruder. *IEEE Transactions on Control Systems Technology*, 27(4):1566–1582, 2019.
- [8] Mo Chen, Qie Hu, Jaime F. Fisac, Kene Akametalu, Casey Mackin, and Claire J. Tomlin. Reachability-based safety and goal satisfaction of unmanned aerial platoons on air highways. *Journal of Guidance, Control, and Dynamics*, 40(6):1360–1373, 2017.
- [9] A. Chutinan and B.H. Krogh. Computational techniques for hybrid system verification. *IEEE Transactions on Automatic Control*, 48(1):64–75, 2003.
- [10] C. Durieu, E. Walter, and B. Polyak. Multi-input multi-output ellipsoidal state bounding. *Journal of Optimization Theory and Applications*, 111(2):273–303, 2001.
- [11] Jaime F. Fisac, Mo Chen, Claire J. Tomlin, and S. Shankar Sastry. Reach-avoid problems with time-varying dynamics, targets and constraints. In *Proceedings of the 18th International Conference on Hybrid Systems: Computation and Control, HSCC '15*, page 11–20, New York, NY, USA, 2015. Association for Computing Machinery.
- [12] Mark R. Greenstreet. Verifying safety properties of differential equations. In Rajeev Alur and Thomas A. Henzinger, editors, *Computer Aided Verification*, pages 277–287, Berlin, Heidelberg, 1996. Springer Berlin Heidelberg.

- [13] Karen Leung, Edward Schmerling, Mengxuan Zhang, Mo Chen, John Talbot, J Christian Gerdes, and Marco Pavone. On infusing reachability-based safety assurance within planning frameworks for human-robot vehicle interactions. *Int. J. Rob. Res.*, 39(10-11):1326-1345, September 2020.
- [14] Ying Liu, Jun Wang, Quan Quan, Guang-Xun Du, and Lei Yang. Reachability analysis on optimal trim state for aerial docking. *Aerospace Science and Technology*, 110:106471, 2021.
- [15] John Lygeros. On reachability and minimum cost optimal control. *Automatica*, 40(6):917 - 927, 2004.
- [16] Jeff Meiyerson. The go programming language. *IEEE Software*, 31(5):104-104, 2014.
- [17] Ian M Mitchell. A toolbox of level set methods. *UBC Department of Computer Science Technical Report TR-2007-11*, 2007.
- [18] I.M. Mitchell. The flexible, extensible and efficient toolbox of level set methods. *Journal of Scientific Computing*, 35(2), 2008.
- [19] I.M. Mitchell, A.M. Bayen, and C.J. Tomlin. A time-dependent hamilton-jacobi formulation of reachable sets for continuous dynamic games. *IEEE Transactions on Automatic Control*, 50(7):947-957, 2005.
- [20] Sumeet Singh, Mo Chen, Sylvia L. Herbert, Claire J. Tomlin, and Marco Pavone. Robust tracking with model mismatch for fast and safe planning: An sos optimization approach. In Marco Morales, Lydia Tapia, Gildardo Sánchez-Ante, and Seth Hutchinson, editors, *Algorithmic Foundations of Robotics XIII*, pages 545-564, 2020.
- [21] H. Trinh, Phan T. Nam, Pubudu N. Pathirana, and H.P. Le. On backwards and forwards reachable sets bounding for perturbed time-delay systems. *Applied Mathematics and Computation*, 269:664-673, 2015.
- [22] R. van den Brandt and C.C. de Visser. Safe flight envelope uncertainty quantification using probabilistic reachability analysis. *IFAC-PapersOnLine*, 51(24):628-635, 2018. 10th IFAC Symposium on Fault Detection, Supervision and Safety for Technical Processes SAFEPROCESS 2018.
- [23] Zhaowen Xu, Hongye Su, Peng Shi, Renquan Lu, and Zheng-Guang Wu. Reachable set estimation for markovian jump neural networks with time-varying delays. *IEEE Transactions on Cybernetics*, 47(10):3208-3217, 2017.
- [24] Mingzhou Yin, Q. P. Chu, Y. Zhang, Michael A. Niestroy, and C. C. de Visser. Probabilistic flight envelope estimation with application to unstable overactuated aircraft. *Journal of Guidance, Control, and Dynamics*, 42(12):2650-2663, 2019.
- [25] Liang Zhang, Zhiguang Feng, Zhengyi Jiang, Ning Zhao, and Yang Yang. Improved results on reachable set estimation of singular systems. *Applied Mathematics and Computation*, 385:125419, 2020.