

Temporal Action Localization Using Gated Recurrent Units

Hassan Keshvari Khojasteh
Sharif University of Technology
Tehran, Iran
ha.keshvari@student.sharif.edu

Hoda Mohammadzade
Sharif University of Technology
Tehran, Iran
hoda@sharif.edu

Hamid Behroozi
Sharif University of Technology
Tehran, Iran
behroozi@sharif.edu

Abstract—Temporal Action Localization (TAL) task in which the aim is to predict the start and end of each action and its class label has many applications in the real world. But due to its complexity, researchers have not reached great results compared to the action recognition task. The complexity is related to predicting precise start and end times for different actions in any video. In this paper, we propose a new network based on Gated Recurrent Unit (GRU) and two novel post-processing ideas for TAL task. Specifically, we propose a new design for the output layer of the GRU resulting in the so-called GRU-Splitted model. Moreover, linear interpolation is used to generate the action proposals with precise start and end times. Finally, to rank the generated proposals appropriately, we use a Learn to Rank (LTR) approach. We evaluated the performance of the proposed method on Thumos14 dataset. Results show the superiority of the performance of the proposed method compared to state-of-the-art. Especially in the mean Average Precision (mAP) metric at Intersection over Union (IoU) 0.7, we get 27.52% which is 5.12% better than that of state-of-the-art methods.

Index Terms—Temporal Action Localization (TAL), Gated Recurrent Units (GRUs), Learn to Rank (LTR).

I. INTRODUCTION

With increasing number of videos, especially after widespread use of the Internet and social media, video understanding has become crucial for a wide variety of applications ranging from small to large companies that deal with videos, such as Broadcasting Channels. It is therefore essential to extract desired information from very large number of videos. Without using an automated machine, manual classification and extraction take much time and also cost much money. TAL is one of the most important topics in this area, in which the objective is to predict temporal boundaries and labels of various actions in videos.

Different methods have been proposed for the TAL task in recent years [1]–[4], which can be divided into two categories: 1. One-Stage approaches 2. Two-Stage approaches. In One-Stage approaches, the start and end times of each action and its label are generated in one step, while in Two-Stage approaches first, the proposals with high recall are generated, and then they are classified to predict their labels. As an example of the One-Stage methods, Single Shot Temporal Action Detection (SSAD) [1], skips the proposal generation step and directly produces the label, start and end times, and the confidence score of each anchor. SSAD in each feature map cell generates anchors with multiple scales. Boundary

Sensitive Network (BSN) [2] as an example of Two-Stage approaches, tries to solve the previous method’s drawbacks and produce proposals with precise temporal boundaries, flexible length, and reliable confidence score. BSN uses a local to global fashion to generate proposals and retrieve them.

Despite the improvement made by BSN compared to state-of-the-art results, it can not deal with videos with various lengths, and as a result, its performance deteriorates under such circumstances. To alleviate this issue, RecapNet [3] which was inspired from human video understanding was proposed. Authors introduce a novel residual causal convolution module to keep and use past information. This network can deal with various length videos.

In this paper, we propose the GRU-Splitted network in which the hidden states of each GRU cell is divided equally into three parts in which, each part is used to predict one of the start, end, and action probabilities, separately. Using the GRU-Splitted network, we can generate the proposals in the unit domain, where unit is the group of subsequent frames. Therefore, the temporal boundaries of proposals need to be transformed into the time domain. State-of-the-art methods choose the middle frame of the start unit as the start frame and likewise for the end frame. In order to find precise temporal boundaries in the time domain, we use linear interpolation for identifying the start and end frames of each action proposal, which enhances the performance of GRU, GRU-Splitted, and RecapNet models. Using the two aforementioned ideas we obtain a model to generate proposals with high recall and precise boundaries. Therefore, the generated proposals are required to be ranked. Recent methods like BSN and TSA-Net [4] use a fully connected network to compute the score of each proposal, in which predicted probabilities are used as input features. To train the network, in each iteration, a batch of proposals are chosen randomly and their scores between 0 to 1 are predicted with sigmoid activation function. In this manner, the evaluation networks ignore the relationship between the proposals of each video. So to alleviate this issue, we feed proposals of each video separately to the network designed by a LTR approach, which improves the results.

In this paper, we propose the GRU-Splitted network in which the hidden states of each GRU cell is divided equally into three parts in which, each part is used to predict one of the start, end, and action probabilities, separately. Using the

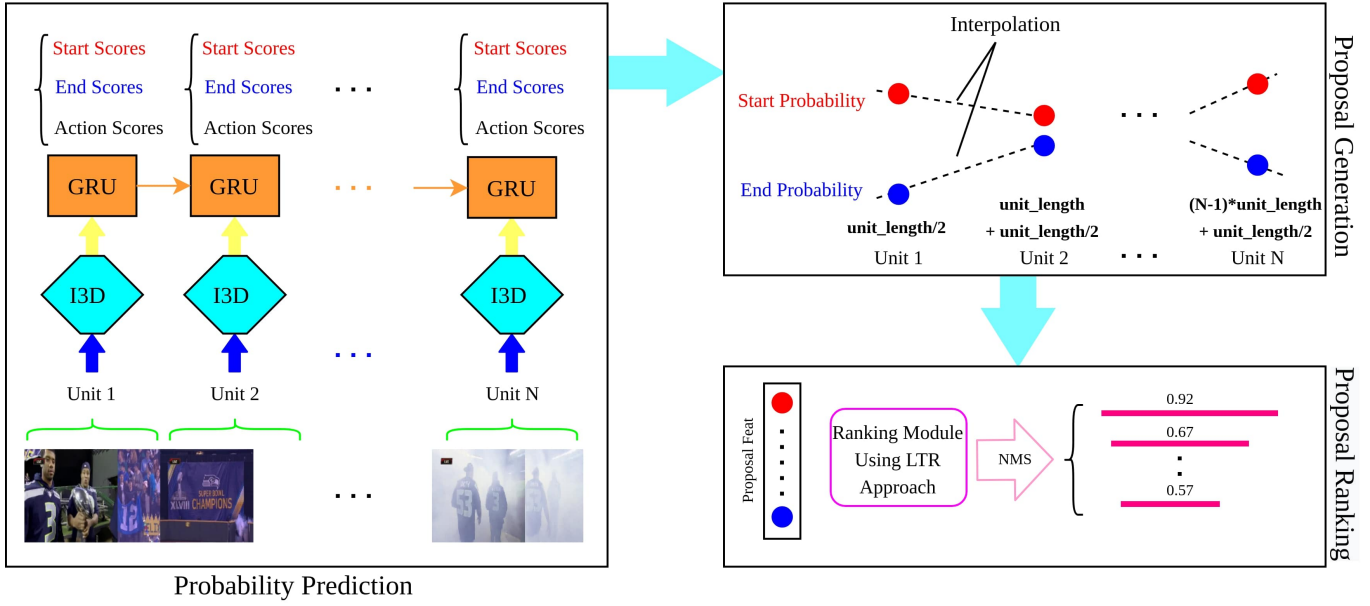


Fig. 1: Our proposed method. In the first step, using GRU-Splitted network we predict start, end, and action probabilities for each input unit. Then, we predict the temporal boundaries of each proposal by interpolation. In the final step, proposals are ranked and selected with Evaluation Model and NMS, respectively.

GRU-Splitted network, we can generate the proposals in the unit domain, where unit is the group of subsequent frames. Therefore, the temporal boundaries of proposals need to be transformed into the time domain. State-of-the-art methods choose the middle frame of the start unit as the start frame and likewise for the end frame. In order to find precise temporal boundaries in the time domain, we use linear interpolation for identifying the start and end frames of each action proposal, which enhances the performance of GRU, GRU-Splitted, and RecapNet models. Using the two aforementioned ideas we obtain a model to generate proposals with high recall and precise boundaries. Therefore, the generated proposals are required to be ranked. Recent methods like BSN and TSA-Net [4] use a fully connected network to compute the score of each proposal, in which predicted probabilities are used as input features. To train the network, in each iteration, a batch of proposals are chosen randomly and their scores between 0 to 1 are predicted with sigmoid activation function. In this manner, the evaluation networks ignore the relationship between the proposals of each video. So to alleviate this issue, we feed proposals of each video separately to the network designed by a LTR approach, which improves the results.

Our whole network is depicted in Fig. 1. In summary, our contributions are:

- 1) Proposing the GRU-Splitted network to model the input data and generate the three probabilities efficiently.
- 2) Generating the proposals with precise temporal boundaries using linear interpolation.
- 3) Ranking the generated proposals effectively with a Learn to Rank approach.
- 4) Achieving better results than the state-of-the-art methods

in three metrics at Thumos14 dataset, which is known as a golden dataset for the TAL task.

II. RELATED WORKS

In this section, we review some of the related works to our approach. Since action recognition is a fundamental task in video understanding, we first review action recognition and then go through the TAL and LTR tasks.

A. Action recognition

Action recognition is an essential task in computer vision. Due to its importance, many methods have been proposed for this task. Conventional methods were based on hand-crafted features, like improved dense trajectory (iDT) [5], which is computed by tracking the extracted feature points along the time and combining these points to create trajectories. The results of conventional methods became stabilized, but after using deep learning for action recognition [6]–[9], much progress has been made and recent methods have achieved great results [10], [11]. As an example, in [11] which benefits from the BERT layer [12] at a 3D convolutional network to capture temporal information using attention, 98.69% top-1 accuracy on the UCF-101 [13] dataset is achieved, which is an outstanding result for the task.

B. Temporal Action Localization

Most of the methods use a Two-Stage approach to tackle the TAL task such as TSA-Net. This model uses an ensemble of dilated convolution filters to expand the receptive field for considering actions with different temporal durations which is ubiquitous in TAL datasets. In detail, Multi Dilation Temporal Convolution (MDC) block is designed, and multiple branches

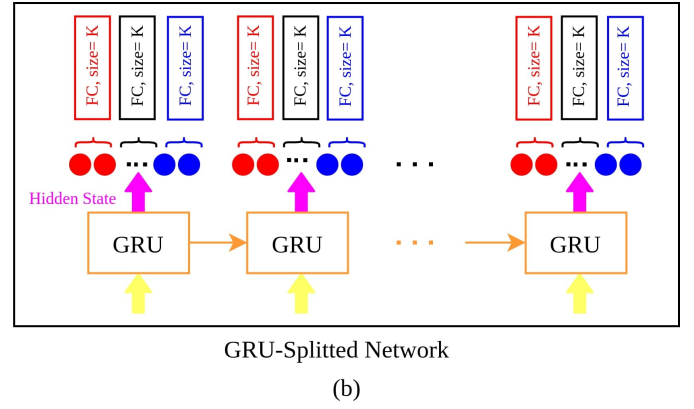
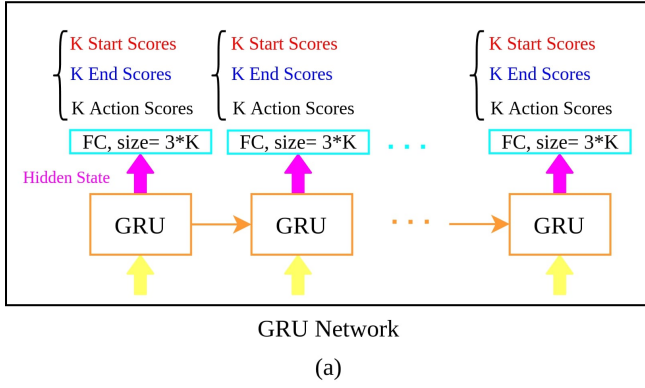


Fig. 2: GRU Network vs. GRU-Splitted Network. (a). GRU network uses one FC layer to predict the probabilities, (b). For the GRU-Splitted network, we split the hidden state in each step to predict the probabilities separately.

consisting of stacked MDC blocks are used to predict probabilities. Some other methods localize the actions in one stage [14]–[18]. In [14], authors use a graph convolutional network to adaptively incorporate semantic and temporal context properties, simultaneously. They consider the units of video as graph nodes, the correlations between them as graph edges, and the action label of context as target sub-graphs. Also, they define four types of nodes namely action, background, end, and start along with two types of edges.

As an interesting research direction, some researchers benefit from Reinforcement Learning for the TAL task. Huang et al. [19] predict actions in each video with this approach. Specifically, they use a Deep Q-learning algorithm to learn the agent’s policy which takes motions to cover the true action region as accurately as possible. They get some improvement over the Thumos14 dataset with much fewer action proposals.

C. Learn To Rank

The goal of Learn To Rank (LTR) task, is to find a model to rank the objects appropriately. The ranking is necessary for different problems like document retrieval, product rating, and so on. For the LTR task, in general, there are three approaches. In the first approach, which is called pointwise, the problem is transformed to the regression or classification on a single object [20]. The pairwise approach is the second one that aims to learn differences between pairs of objects [21], [22]. These two approaches ignore the relationships between objects because they transform the original ranking problem on a list of objects to another one, and as a result, their performance is limited. The third one is the listwise approach which alleviates drawbacks of previous approaches by dealing with original problem and reaches excellent results. In [23], Cao et al. propose ListNet which uses cross-entropy between normalized predicted and ground truth scores as a loss function to rank the list of documents for information retrieval. To the best of our knowledge, for the first time, we use a similar method to rank our generated action proposals.

III. OUR APPROACH

Given an untrimmed video, our goal is to generate proposals with high recall and overlap with ground truth. Each video consists of some instances of our desired actions with different temporal durations.

A. Video feature encoding

Following the state-of-the-art methods [2], [3], [24], we extract the spatial and temporal features of non-overlapping units from each video using pretrained two-stream I3D network [25], as shown on the left of Fig. 1. In this way, we alleviate the computation cost of extracting features for each frame and feeding them to our Probability Prediction network. The two-stream network is fed with stacked RGB frames to extract spatial features, and stacked optical flows to extract temporal features. By concatenating these features, final features with 2048 dimensions will be prepared.

B. GRU-Splitted

The prepared features are then fed to our GRU-Splitted network for predicting the start, end, and action probabilities, which is shown on the left of Fig. 1. We use the same approach as RecapNet to train our network, in which in each step, the network predicts these probabilities for the current unit and the past $K-1$ units, (although only the features of the current unit are fed to the GRU cell at each step, but using the information stored in the hidden states, the network can predict the probabilities for previous $K-1$ units). For the sake of comparison, the architecture of the GRU network is shown in Fig. 2(a) in detail. The input to the GRU network is extracted features. The last layer is a Fully Connected (FC) layer to transform the hidden states of each GRU cell into probabilities. In contrast, our GRU-Splitted network, uses three FC layers with separated inputs as shown in Fig. 2(b). Each FC layer predicts one of three probabilities, so each of them can learn to predict one of the probabilities more accurately compared to the previous architecture. In Experiment Section, we discuss the performance and size of the GRU-Splitted model.

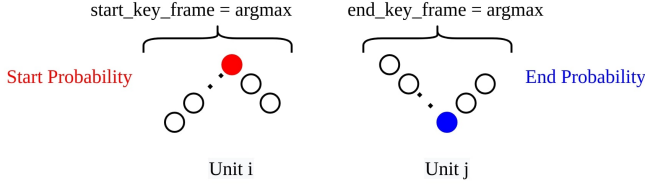


Fig. 3: Using interpolated probabilities to find start and end keyframes. The colored circles represent the probabilities of units and the empty circles are interpolated probabilities.

C. Frame Probabilities Interpolation

The next step after predicting probabilities is the proposal generation. Up to this point, for each unit we have K start probabilities, K end probabilities, and K action probabilities. In RecapNet, start and end units are selected using two rules: voting scheme, and peak value picking, in order to generate the action proposals. In the voting scheme, units having more than V start/end probabilities greater than a threshold, are chosen as start/end candidates. On the other hand, in the peak value picking procedure, units with average start/end probability greater than adjacent units (one past and one next) are chosen. Both of these rules are used simultaneously to detect candidate start and end units. A start unit matches with an end one if the former is preceded by the latter. We also use the same approach to generate action proposals in the unit domain as RecapNet; however, thereafter we need to transform the proposals into the time domain. For this transformation, in RecapNet and other state-of-the-art methods [2], [24], the middle frame is considered as the keyframe for start and end, and the proposal temporal boundaries are calculated using the frame per second (fps) rate of each video. For example, suppose the predicted proposal is $[u_i, u_j]$, where u_i is the i th unit and u_j is the j th unit of the video. For transformation to the time domain, the following equations are used:

$$t_i = \frac{u_i * (\text{unit_length}) + (\frac{\text{unit_length}}{2})}{fps}$$

$$t_j = \frac{u_j * (\text{unit_length}) + (\frac{\text{unit_length}}{2})}{fps} \quad (1)$$

Because using the middle frame as the keyframe is not accurate, we propose to use an interpolation-based approach to find the start and end keyframes for each proposal. We assign the average of each set of start and end probabilities of every unit to the middle frame and interpolate the probabilities over other frames. We then select the frame with the maximum start and end probability as the start and end keyframes, respectively. This method is shown in Fig. 3. Start and end times are then obtained as:

$$t'_i = \frac{u_i * (\text{unit_length}) + (\text{start_key_frame})}{fps}$$

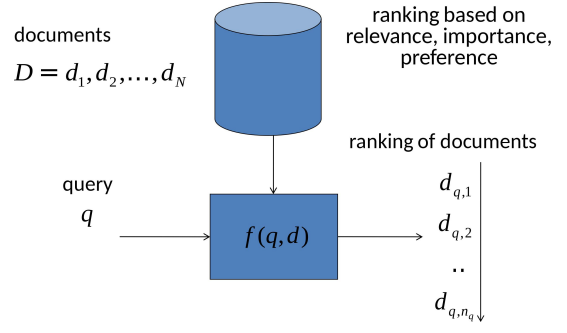


Fig. 4: Learn To Rank for information retrieval [19].

$$t'_j = \frac{u_j * (\text{unit_length}) + (\text{end_key_frame})}{fps} \quad (2)$$

D. Ranking Module

Thus far, we can generate action proposals and compute their temporal boundaries. As there are many generated proposals for each video, we should rank them based on their overlaps with ground truth. An appropriate ranking have a significant impact on the performance, as shown by [26]. To do this, in [3], [27] predefined equations are used to predict the overlap score of each proposal, but their performance is limited. In recent methods [2], [4] to learn the score of each proposal, deep learning networks are used. The typical architecture for this purpose is FC network in which the input is the proposal features constructed by predicted probabilities, and the output is predicted scores. This network is called Rank Module and the Final score for each proposal is $S(i) = \overline{P}_{e_i} * \overline{P}_{s_i} * \varphi(i)$ where \overline{P}_{e_i} , \overline{P}_{s_i} and $\varphi(i)$ are average end probability for end unit, average start probability for start unit and predicted score by network, respectively.

In information retrieval, Learn to Rank is used to sort documents based on their relevance to a target word, as shown in Fig. 4. In this method, features of each document are extracted and concatenated with query feature, then the network learn the relevance of each document to query using these features. Compared to the pointwise and pairwise approaches, listwise methods learn the function f (refer to 4) using list of documents and hence reach better performance. For this reason, we use a similar approach to [23] for our problem.

In our ranking problem, where for each video we have a list of proposals, a video plays the role of query word, and the generated proposals play the role of documents. We add video length normalized to maximum video length to the features extracted using predicted probabilities to construct the query-document features. Then we feed all proposals of each video in each iteration to our network to predict the overlap score of each proposal. Cross-Entropy between normalized generated scores and ground truth is used as the loss function. As a result of using this method, unlike Rank Module which predicts the score of each proposal separately, LTR Rank Module takes into account the relationship between all proposals of each video and learns to rank them with respect to each other. We name this network LTR Rank Module and the final score is

TABLE I: GRU network performance using different parameters on the Validation set based on AR@AN metric

Parameters	@50	@100	@200	@300	@400
V= 3, thresh= 0.5	33.63	40.78	47.87	50.72	-
V= 3, thresh= 0.3	34.67	42.20	50.44	55.26	57.25
V= 1, thresh= 0.5	34.60	42.71	50.10	54.52	56.85
V= 1, thresh= 0.3	35.22	42.97	51.11	55.32	58.03

TABLE II: GRU network performance using different parameters on the Validation set based on R@AN=100-tIoU metric

Parameters	0.5	0.6	0.7	0.8	0.9
V= 3, thresh= 0.5	69.26	62.38	54.12	42.20	14.06
V= 3, thresh= 0.3	71.25	64.22	55.96	44.64	14.67
V= 1, thresh= 0.5	70.79	64.52	56.42	45.56	15.44
V= 1, thresh= 0.3	70.94	64.52	56.42	46.48	16.05

similar to the score in Rank Module but with different $\varphi(i)$ which is predicted by LTR Rank Module.

IV. EXPERIMENT

A. Dataset

Thumos14 [28] dataset is used for TAL as a benchmark dataset which consists of 200 untrimmed videos in the validation set and 213 untrimmed videos in the test set with temporal annotation of 20 classes. Train set for this dataset is UCF-101 dataset which consists only of trimmed videos and mostly used for action recognition task. Due to this reason, we only use the validation set to train the network and tune its parameters with four to one ratio.

B. Metrics

To evaluate the performance of the proposed method in proposal generation, AR@AN and R@AN = 100-tIoU are used. AR@AN computes average recall at different average number of proposals for each video with Intersection over Union (IoU) from 0.5 to 1 by stride 0.05 and R@AN = 100-tIoU computes recall at different IoU from 0.5 to 1 by stride 0.05 given the fixed average number of proposals (100).

Also, mean Average Precision (mAP) at different IoUs from 0.3 to 0.7 by stride 0.1 is used to measure the ability of the method in action localization task.

C. Implementation Details

As stated in section III-A, we use the I3D model which is trained on the UCF-101 dataset to extract useful spatial and temporal features for TAL. We use 16 consecutive frames without overlap as a unit to feed the I3D model. Also, for the training of Probability Prediction module, we randomly select 100 consecutive units from each video to form a batch of features to be used as input to our network. We set the batch size to 32 for Probability Prediction module, 256 for Ranking Module. Also, the batch size of LTR Ranking Module is varied, because we feed all proposals of each video in each

TABLE III: Comparison between different networks performance on the Test set based on AR@AN metric

Method	@50	@100	@200	@300	@400
GRU	39.64	47.21	54.43	58.72	61.25
GRU-Splitted	41.55	49.51	57.15	61.07	63.41

TABLE IV: Comparison between different networks performance on the Test set based on R@AN=100-tIoU metric

Method	0.5	0.6	0.7	0.8	0.9
GRU	75.24	70.32	62.69	49.38	20.51
GRU-Splitted	79.99	74.64	65.57	50.57	20.93

iteration to it. We use two GRU-Splitted layers stacked over each other as the Probability Prediction module with 513 units for the hidden layer.

Other settings for Probability Prediction module are similar to RecapNet such as, K, dropout, L2-norm, loss function, β , optimizer and learning rate schedule. We use the same method as RecapNet to generate action proposals, but we use a different method to compute their temporal boundaries and a different formula to predict their scores. For Ranking Modules, we use Adam as an optimizer with an initial learning rate of $1e-3$ which decays by 0.1 factor after 10 epochs. We train the networks for 20 epochs. Finally, to suppress redundant proposals, we use NMS with $\theta = 0.8$. We implemented our methods using the Keras framework, and our code is publicly available on <https://github.com/hassancpu/Temporal-Action-Localization>.

D. GRU-Splitted Results

In this section, we aim to evaluate the performance of the GRU-Splitted network. We know that parameter tuning in deep learning, like any other learning method is crucial. In [3], in order to compare GRU and causal convolution, the authors use the same parameters for two models and the superiority of causal convolution versus GRU is claimed. However, We argue that critical parameters like V and threshold should be tuned for the GRU model using the validation set. As shown in TABLE I and TABLE II, V = 1 and threshold = 0.3 are the best parameters. We use the same parameters for GRU-Splitted as GRU except for hidden state size, which we set 513 for GRU-Splitted to be divisible by three and 512 for GRU network. The results of GRU-Splitted are reported in TABLE III and TABLE IV. As seen, the GRU-Splitted performs better than GRU, where at Average Number of proposals (AN) = 200, 2.72% improvement and at tIoU = 0.5, 4.75% improvement is achieved.

E. Frame Probabilities Interpolation Results

In this section, we investigate the effect of the *Frame probabilities interpolation* method on the results. We use the networks to generate action proposals, then, using linear interpolation, identify the start and end keyframes and compute

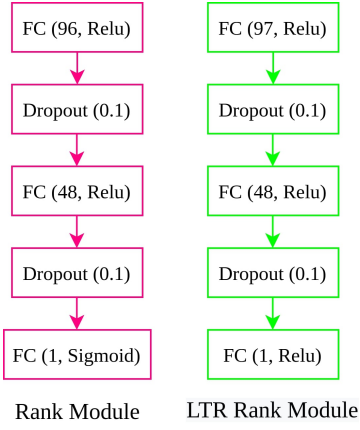


Fig. 5: Ranking Modules.

the temporal boundaries. The results are presented in TABLE V and TABLE VI, which show that the temporal boundaries for each proposal are calculated more accurately using the interpolation method compared to the previous method. As we did not see any more benefit with other interpolation methods, we chose linear interpolation.

F. Ranking Module

We use the same method as [2] to construct features for each proposal. Specifically, we extract 32-dimensional features from each probability set; start, end, and action, then by concatenating them, we form the final 96-dimensional features. We use a FC network with *smooth-L1* with $\delta = 0.1$ as loss function:

$$L_{RM} = \frac{1}{N} \sum_{i=1}^N \text{smooth} - L1 \{g(i), \varphi(i)\} \quad (3)$$

$$g(i) = \max_{j=1, \dots} \text{IoU}\{P(i), G(j)\}$$

where $g(i)$ is the maximum overlap between the i th generated proposal and all ground truth action instances, $\varphi(i)$ is the predicted score, and N is the batch size. The results of this network which we called the Rank Module, are presented in TABLE VII and TABLE VIII, showing that, using the Rank Module improves the performance of the GRU-Splitted network. For further improvement, we use the LTR Rank Module as explained in section III-D. Note that in this approach the dimension of our features is 97, because we add the normalized video length to them and the architecture is similar to Rank Module except that before computing the cross-entropy as the batch loss, we relate predicted scores to each other using the *softmax* function:

$$L_{LTR-RM} = \frac{1}{N} \sum_{i=1}^N -\hat{g}(i) \log \hat{\varphi}(i) \quad (4)$$

TABLE V: Comparison between different networks performance on the Test set based on AR@AN metric

Method	@50	@100	@200	@300	@400
GRU-Splitted	41.55	49.51	57.15	61.07	63.41
+ Interpolation					
GRU-Splitted	42.33	49.81	57.90	61.89	64.05
+ Interpolation					

TABLE VI: Comparison between different networks performance on the Test set based on R@AN=100-tIoU metric

Method	0.5	0.6	0.7	0.8	0.9
GRU-Splitted	79.99	74.64	65.57	50.57	20.93
+ Interpolation					
GRU-Splitted	80.80	75.00	65.69	51.33	21.11
+ Interpolation					

$$\tilde{g}(i) = \begin{cases} 0, & 0 \leq g(i) \leq 0.2 \\ 1, & 0.2 < g(i) \leq 0.4 \\ 2, & 0.4 < g(i) \leq 0.6 \\ 3, & 0.6 < g(i) \leq 0.8 \\ 4, & 0.8 < g(i) \leq 0.9 \\ 5, & 0.9 < g(i) \leq 1 \end{cases}$$

$$\hat{g}(i) = \frac{\exp \tilde{g}(i)}{\sum_{j=1, \dots} \exp \tilde{g}(j)}$$

$$\hat{\varphi}(i) = \frac{\exp \varphi(i)}{\sum_{j=1, \dots} \exp \varphi(j)}$$

Results of this model are also shown in TABLE VII and TABLE VIII which show the better performance of LTR Rank Module compared to Rank Module. Architectures of both models are depicted in Fig. 5.

G. Action Detection

Generated proposals are sorted based on their scores, and their temporal boundaries are computed, but their action labels are not determined yet. To predict action label, following the state-of-the-art papers [2], [4], we use pre-trained UntrimmedNet [29] with top-1 video level label for each proposal. The results are presented in TABLE IX. Despite slight improvement based on AR@AN and R@AN=100-tIoU metrics for the LTR Rank Module compared to the Rank Module, we see significant difference between these two models based on the mAP metric. Specifically, in IoU@0.5, there is a 2.25% improvement when the LTR Rank Module is used.

H. Comparison with State-of-the-Art Methods

In this section, we compare our results with state-of-the-art methods. This comparison is presented in TABLE X, TABLE XI, and TABLE XII. It is evident that our method outperforms previous networks based on all three metrics. Specifically,

TABLE VII: Comparison between different Ranking Models on the Test set based on AR@AN metric

Method	@50	@100	@200	@300	@400
GRU-Splitted + Interpolation + Rank Module	45.15	52.34	58.64	61.80	63.72
GRU-Splitted + Interpolation + LTR Rank Module	45.53	52.64	59.05	62.32	64.13

TABLE VIII: Comparison between different Ranking Models on the Test set based on R@AN=100-tIoU metric

Method	0.5	0.6	0.7	0.8	0.9
GRU-Splitted + Interpolation + Rank Module	81.97	77.05	69.05	55.78	24.18
GRU-Splitted + Interpolation + LTR Rank Module	81.91	77.65	69.48	56.14	24.69

the performance of our method is increased by 1.97% based on AR@AN metric at 100 average number of proposals, by 6.03% based on R@AN = 100-tIoU at 0.6 overlap, and by 5.12% based on mAP at IoU@0.7 compared to the best previous results. It is also important to note that the number of parameters of our method, which defines its speed to generate and sort proposals of each video, is 5,546,502, which is, for example, considerably smaller than the RecapNet network with 6,800,000 parameters.

I. Qualitative Results

Observing some of the generated proposals is useful to identify the pros and cons of the proposed method. So we present some of the good and weak generated proposals. In Fig. 6(a), the predicted proposal is very accurate and the difference between its temporal boundaries and ground truth is about 0.5s; however in Fig. 6(b) the end time of the predicted proposal is not accurate (4.6s difference with the ground truth). The reason is that the frames around the end time are so similar to each other which makes it challenging to identify the accurate time of action's ending. In Fig. 7(a), the predicted interval does not correspond to any ground truth proposal, however, we notice that in this interval, one action is happening, but this action is not among the specified actions in the dataset. Finally in Fig. 7(b), our network predicts one large proposal, which contains two smaller ground truth proposals, because the interval between those proposals is too small (0.5s).

V. CONCLUSION

In this paper, we introduced the GRU-Splitted network to predict the start, end and action probabilities of video units. We

TABLE IX: Comparison between different Ranking Models on the Test set based on mAP metric

Method	0.3	0.4	0.5	0.6	0.7
GRU-Splitted + Interpolation + Rank Module	52.74	48.36	42.15	34.54	26.14
GRU-Splitted + Interpolation + LTR Rank Module	54.62	50.22	44.40	36.40	27.52

TABLE X: Comparison with state-of-the-art Models on the Test set based on AR@AN metric

Method	@50	@100	@200	@300	@400
TAL-Net [30]	35.50	42.02	47.28	49.56	50.62
TAB [31]	21.58	31.78	45.16	52.74	57.45
CTAP [32]	32.96	42.76	51.85	57.25	60.17
BSN [2]	37.46	46.06	53.21	56.82	59.05
BMN [24]	39.36	47.72	54.70	-	-
MGG [33]	39.93	47.75	54.65	-	-
TSA-Net [4]	42.83	49.61	54.52	-	-
RecapNet [3]	38.58	48.43	57.04	60.97	63.44
Zhao et. al. [26]	44.23	50.67	55.74	-	-
GRU-Splitted + Interpolation + LTR Rank Module	45.53	52.64	59.05	62.32	64.13

TABLE XI: Comparison with state-of-the-art Models on the Test set based on R@AN=100-tIoU metric

Method	0.5	0.6	0.7	0.8	0.9
SST [34]	52.13	44.78	37.98	28.20	6.60
TURN [35]	61.53	52.33	41.31	26.90	9.37
CTAP	72.37	63.93	55.16	41.36	20.74
BSN	77.99	71.62	60.25	44.11	19.76
RecapNet	74.82	70.41	63.89	52.27	22.89
GRU-Splitted + Interpolation + LTR Rank Module	81.91	77.65	69.48	56.14	24.69

also proposed an interpolation method to compute the temporal boundaries of the proposals and used a Learn to Rank approach to predict the overlap score of each proposal with the ground truth. Using Thumos14 dataset, we evaluated our proposals and compared the results with state-of-the-art methods which showed the outperformance of our method.

REFERENCES

- [1] T. Lin, X. Zhao and Z. Shou. Single Shot Temporal Action Detection. In Proceedings of the ACM on Multimedia Conference, pages 988-996, 2017.

TABLE XII: Comparison with state-of-the-art Models on the Test set based on mAP metric

Method	0.3	0.4	0.5	0.6	0.7
SST	41.2	31.5	20.0	0.9	4.7
TURN	46.3	35.3	24.5	14.1	6.3
BSN	53.5	45.0	36.9	28.4	20.0
BMN	56.0	47.4	38.8	29.7	20.5
MGG	53.9	46.8	37.4	29.5	21.3
TSA-Net	53.2	48.1	41.5	31.5	21.7
ETP [36]	48.2	42.4	34.2	23.4	13.9
GTAN [37]	57.8	47.2	38.8	-	-
DBS [38]	50.6	43.1	34.3	24.4	14.7
FC-AGCN-P [39]	57.1	51.6	38.6	28.9	17.0
TSI [40]	61.0	52.1	42.6	33.2	22.4
GRU-Splitted + Interpolation + LTR Rank Module	54.62	50.22	44.40	36.40	27.52

- [2] T. Lin, X. Zhao, H. Su, C. Wang and M. Yang. BSN: Boundary sensitive network for temporal action proposal generation. In Proceedings of the European Conference on Computer Vision (ECCV), pages 3-21, 2018.
- [3] T. Wang, Y. Chen, Z. Lin, A. Zhu, Y. Li, H. Snoussi and H. Wang. RecapNet: Action Proposal Generation Mimicking Human Cognitive Process. In IEEE Transactions on Cybernetics, pages 1-12, 2020.
- [4] G. Gong, L. Zheng, K. Bai and Y. Mu. Scale matters: Temporal scale aggregation network for precise action localization in untrimmed videos. In Proceedings of the International Conference on Multimedia and Expo (ICME), pages 1-6, (2020).
- [5] H. Wang and C. Schmid. Action recognition with improved trajectories. In Proceedings of the IEEE Conference on Computer Vision and Pattern Recognition (CVPR), pages 3551-3558, 2013.
- [6] K. Simonyan and A. Zisserman. Two-stream convolutional networks for action recognition in videos. In Advances in Neural Information Processing Systems, pages 568-576, 2014.
- [7] D. Tran, L. Bourdev, R. Fergus, L. Torresani and M. Paluri. Learning spatiotemporal features with 3d convolutional networks. In Proceedings of the International Conference on Computer Vision (ICCV), pages 4489-4497, 2015.
- [8] L. Wang, Y. Xiong, Z. Wang, Y. Qiao. Towards good practices for very deep two-stream convnets. In arXiv preprint arXiv:1507.02159, 2015.
- [9] C. Feichtenhofer, A. Pinz, A. Zisserman. Convolutional two-stream network fusion for video action recognition. In Proceedings of the IEEE Conference on Computer Vision and Pattern Recognition (CVPR). pages 1933-1941, 2016.
- [10] S.N. Gowda, M. Rohrbach and L. Sevilla-Lara. SMART Frame Selection for Action Recognition. In arXiv preprint arXiv:2012.10671, 2020.
- [11] M.E. Kalfaoglu, S. Kalkan, and A.A. Alatan. Late Temporal Modeling in 3D CNN Architectures with BERT for Action Recognition. In arXiv preprint arXiv: 2008.01232, 2020.
- [12] J. Devlin, M.W. Chang, K. Lee, K. Toutanova. BERT: Pre-training of Deep Bidirectional Transformers for Language Understanding, In arXiv preprint arXiv:1810.04805, 2018.
- [13] K. Soomro, A.R. Zamir and M. Shah. Ucf101: A dataset of 101 human actions classes from videos in the wild. In arXiv preprint arXiv:1212.0402, 2012.
- [14] M. Xu, C. Zhao, D.S. Rojas, A. Thabet, and B. Ghanem. G-tad: Sub-graph localization for temporal action detection. In Proceedings of the IEEE Conference on Computer Vision and Pattern Recognition (CVPR), 2020.
- [15] P. Chen, C. Gan, G. Shen, W. Huang, R. Zeng and M. Tan. Relation Attention for Temporal Action Localization. IEEE Transactions on Multimedia (TMM), 22, 2723-2733, 2020.




Fig. 6: Samples of good generated proposals.




Fig. 7: Samples of weak generated proposals.

- [16] R. Zeng, W. Huang, M. Tan, Y. Rong, P. Zhao, J. Huang and C. Gan. Graph Convolutional Networks for Temporal Action Localization. In Proceedings of the International Conference on Computer Vision (ICCV), 2019.
- [17] Q. Liu and Z. Wang. Progressive Boundary Refinement Network for Temporal Action Detection. In Proceedings of the Thirty-Fourth AAAI Conference on Artificial Intelligence, 2020.
- [18] G. Vaudaux-Ruth, A. Chan-Hon-Tong and C. Achard. SALAD: Self-Assessment Learning for Action Detection. In Proceedings of the IEEE Winter Conference on Applications of Computer Vision (WACV), 2021.
- [19] J. Huang, N. Li, T. Zhang, G. Li, T. Huang, and W. Gao. SAP: Self-adaptive proposal model for temporal action detection based on reinforcement learning. In Proceedings of the Thirty-Second AAAI Conference on Artificial Intelligence, 2018.
- [20] R. Nallapati. Discriminative models for information retrieval. In Proceedings of SIGIR, pages 64-71, 2004.
- [21] R. Herbrich, T. Graepel and K. Obermayer. Support vector vector learning for ordinal regression. In Proceedings of ICANN, pages 97-102, 1999.
- [22] C. Burges, T. Shaked, E. Renshaw, A. Lazier, M. Deeds, N. Hamilton and G. Hullender. Learning to rank using gradient descent. In Proceedings of the International Conference on Machine Learning (ICML), pages 89-96, 2005.
- [23] Z. Cao, T. Qin, T.Y. Liu, M.F. Tsai and H. Li. Learning to rank: From pairwise approach to listwise approach. In Proceedings of the International Conference on Machine Learning (ICML), pages 129-136, 2007.
- [24] T. Lin, X. Liu, X. Li, E. Ding and S. Wen. BMN: Boundary-matching network for temporal action proposal generation. In Proceedings of the

International Conference on Computer Vision (ICCV), 2019.

- [25] J. Carreira and A. Zisserman. Quo vadis, action recognition? A new model and the kinetics dataset. In *Proceedings of IEEE Conference on Computer Vision and Pattern Recognition (CVPR)*, pages 4724-4733, 2017.
- [26] P. Zhao, L. Xie, C. Ju, Y. Zhang, Y. Wang and Qi Tian. Bottom-up temporal action localization with mutual regularization. In *Proceedings of the European Conference on Computer Vision (ECCV)*, 2020.
- [27] C. Lin, J. Li, Y. Wang, Y. Tai, D. Luo, Z. Cui, C. Wang, J. Li, F. Huang, and R. Ji. Fast learning of temporal action proposal via dense boundary generator. In *arXiv preprint arXiv:1911.04127*, 2019.
- [28] Y.G. Jiang, J. Liu, A.R. Zamir, G. Toderici, I. Laptev, M. Shah and R. Sukthankar. Thumos challenge: Action recognition with a large number of classes. In *Proceedings of the European Conference on Computer Vision (ECCV) Workshop*, 2014.
- [29] L. Wang, Y. Xiong, D. Lin, and L.V. Gool. Untrimmednets for weakly supervised action recognition and detection. In *Proceedings of IEEE Conference on Computer Vision and Pattern Recognition (CVPR)*, 2017.
- [30] Y. Chao, S. Vijayanarasimhan, B. Seybold, D. A. Ross, J. Deng, and R. Sukthankar. Rethinking the faster r-cnn architecture for temporal action localization. In *Proceedings of IEEE Conference on Computer Vision and Pattern Recognition (CVPR)*, pages 1130-1139, 2018.
- [31] F. Murtaza, M. Yousaf and S. A. Velastin. Tab: Temporally aggregated bag-of-discriminant-words for temporal action proposals. In *Computer Vision and Image Understanding*, vol. 183, pages 42-52, 2019.
- [32] J. Gao, K. Chen and R. Nevatia. Ctap: Complementary temporal action proposal generation. In *Proceedings of the European Conference on Computer Vision (ECCV)*, pages 70-85, 2018.
- [33] Y. Liu, L. Ma, Y. Zhang, W. Liu and S.F. Chang. Multi-granularity generator for temporal action proposal. In *Proceedings of the IEEE Conference on Computer Vision and Pattern Recognition (CVPR)*, pages 3604-3613, 2019.
- [34] S. Buch, V. Escorcia, C. Shen, B. Ghanem and J.C. Niebles. Sst: Single-stream temporal action proposals. In *Proceedings of the IEEE Conference on Computer Vision and Pattern Recognition (CVPR)*, pages 6373-6382, 2017.
- [35] J. Gao, Z. Yang, C. Sun, K. Chen and R. Nevatia. Turn tap: Temporal unit regression network for temporal action proposals. In *Proceedings of the International Conference on Computer Vision (ICCV)*, 2017.
- [36] H. Qiu, Y. Zheng, H. Ye, Y. Lu, F. Wang and L. He. Precise Temporal Action Localization by Evolving Temporal Proposals. In *Proceedings of the International Conference on Multimedia Retrieval (ICMR)*, 2018.
- [37] F. Long, T. Yao, Z. Qiu, X. Tian, J. Luo and T. Mei. Gaussian Temporal Awareness Networks for Action Localization. In *Proceedings of the IEEE Conference on Computer Vision and Pattern Recognition (CVPR)*, 2019.
- [38] Z. Gao, L. Wang, Q. Zhang, Z. Niu, N. Zheng and G. Hua. Video Imprint Segmentation for Temporal Action Detection in Untrimmed Videos. In *Proceedings of the Thirty-Third AAAI Conference on Artificial Intelligence*, 2019.
- [39] J. Li, X. Liu, Z. Zong, W. Zhao, M. Zhang and J. Song. Graph Attention Based Proposal 3D ConvNets for Action Detection. In *Proceedings of the Thirty-Fourth AAAI Conference on Artificial Intelligence*, 2020.
- [40] S. Liu, X. Zhao, H. Su and Z. Hu. TSI: Temporal Scale Invariant Network for Action Proposal Generation. In *Proceedings of the Asian Conference on Computer Vision (ACCV)*, 2020.