

iGibson 2.0: Object-Centric Simulation for Robot Learning of Everyday Household Tasks

Chengshu Li* Fei Xia* Roberto Martín-Martín* Michael Lingelbach
Sanjana Srivastava Bokui Shen Kent Vainio Cem Gokmen Gokul Dharan
Tanish Jain Andrey Kurenkov C. Karen Liu Hyowon Gweon Jiajun Wu
Li Fei-Fei Silvio Savarese

Stanford University

Abstract: Recent research in embodied AI has been boosted by the use of simulation environments to develop and train robot learning approaches. However, the use of simulation has skewed the attention to tasks that only require what robotics simulators can simulate: motion and physical contact. We present iGibson 2.0, an open-source simulation environment that supports the simulation of a more diverse set of household tasks through three key innovations. First, iGibson 2.0 supports object states, including temperature, wetness level, cleanliness level, and toggled and sliced states, necessary to cover a wider range of tasks. Second, iGibson 2.0 implements a set of predicate logic functions that map the simulator states to logic states like *Cooked* or *Soaked*. Additionally, given a logic state, iGibson 2.0 can sample valid physical states that satisfy it. This functionality can generate potentially infinite instances of tasks with minimal effort from the users. The sampling mechanism allows our scenes to be more densely populated with small objects in semantically meaningful locations. Third, iGibson 2.0 includes a virtual reality (VR) interface to immerse humans in its scenes to collect demonstrations. As a result, we can collect demonstrations from humans on these new types of tasks, and use them for imitation learning. We evaluate the new capabilities of iGibson 2.0 to enable robot learning of novel tasks, in the hope of demonstrating the potential of this new simulator to support new directions of research in embodied AI. iGibson 2.0 and its new dataset are publicly available at <http://svl.stanford.edu/igibson/>.

Keywords: Simulation Environment, Embodied AI, Virtual Reality Interface

1 Introduction

Recent years, we have seen the emergence of many simulation environments for robotics and embodied AI research [1, 2, 3, 4, 5, 6, 7, 8, 9, 10]. The main function of these simulators is to compute the motion resulting from the physical contact-interaction between (rigid) bodies, as this is the main process that allows robots to navigate and manipulate the environment. This kinodynamic simulation is sufficient for pick-and-place and rearrangement tasks [11, 12, 13, 14]; however, as the field advances, researchers are taking on more diverse and complex tasks that cannot be performed in these simulators, e.g., household activities that involve changing the temperature of objects, their dirtiness and wetness levels. There is a need for new simulation environments that can maintain and update new types of object states to broaden the diversity of activities that can be studied.

We present iGibson 2.0, an open-source extension of the kinodynamic simulator iGibson with several novel functionalities. First and foremost, iGibson 2.0 maintains and updates new **extended physical states** resulting from the approximation of additional physical processes. These states include not only kinodynamics (pose, motion, forces), but also object’s temperature, wetness level, cleanliness level, toggled and sliced state (functional states). These states have a direct effect on the appearance of the objects, captured by the high-quality virtual sensor signals rendered by the simulator.

*indicates equal contribution

correspondence to {chengshu, feixia, robertom}@stanford.edu

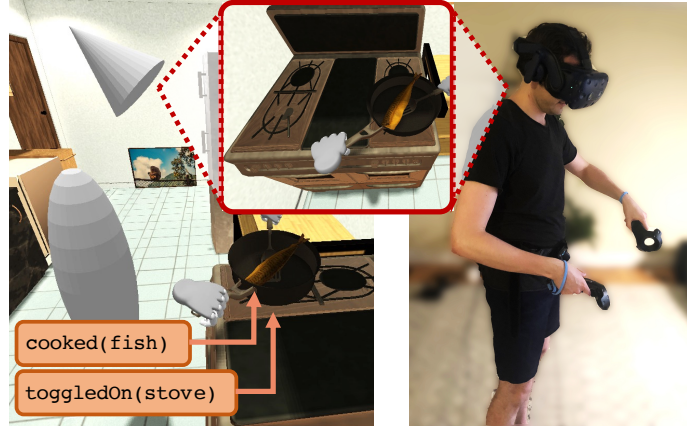


Figure 1: **Simulating new activities with iGibson 2.0** (Left) iGibson 2.0’s simulates a set of extended physical states (temperature, functional state, cleanliness, wetness level) for objects, enabling studying and developing solutions to new household tasks such as cooking. The full physical state can be mapped to symbolic representation that facilitates sampling new instances of tasks. (Right) Humans can provide demonstrations for the new tasks with a novel virtual reality interface to enable policy learning.

Second, iGibson 2.0 provides a set of logical predicates that can be evaluated with a single object (e.g. Cooked) or a pair of objects (e.g. InsideOf). These logical predicates discriminate the continuous physical state maintained by the simulator into semantically meaningful logical states (e.g. Cooked is True if the temperature is above a certain threshold).

Complementary to the discriminative functions, iGibson 2.0 implements **generative functions** that sample valid simulated physical states based on logical states. Scene initialization can then be described as a set of logical states that the simulator can translate into valid physical instances. This enables faster prototyping and specification of scenes in iGibson 2.0, facilitating the training of embodied AI agents in diverse instances of the same tasks. We demonstrate the potential of this generative functionality with a new dataset of home scenes densely populated with small objects. We generate this new dataset by applying a set of hand-designed semantic-logic rules to the original scenes of iGibson 1.0.

Third, to facilitate the development of new embodied AI solutions to new tasks in these new scenes, iGibson 2.0 includes a **new virtual reality interface** (VR) compatible with the two main commercially available VR systems. All states are logged during execution and can be replayed deterministically in the simulator, enabling the generation *a posteriori* of additional virtual sensor signals or visualizations of the interactions and the development of imitation learning solutions.

We evaluate the new functionalities of iGibson 2.0 on six novel tasks for embodied AI agents, and apply state-of-the-art robot learning algorithms to solve them. These tasks were not possible before in iGibson or in alternative simulation environments. Additionally, we evaluate the use of the new iGibson 2.0 VR interface to collect human demonstrations to train an imitation learning policy for bimanual operations. While the previous version of iGibson and other simulators provide interfaces to control an agent with a keyboard and/or a mouse, these interfaces are insufficient for bimanual manipulation.

In summary, iGibson 2.0 presents the following contributions:

- A set of new physical properties, e.g. temperature, wetness and cleanliness level, maintained and updated by the simulator; and a set of unary and binary logical predicates that map simulated states to logical states that have a direct connection to semantics and language,
- A set of generative functions associated with the logical predicates to sample valid simulated states from a given logical state, and a new rule-based mechanism exploiting these functions to populate the iGibson scenes with small objects placed at semantically meaningful locations to increase realism,
- A novel virtual reality interface that allows humans to collect demonstrations for robot learning

We hope that iGibson 2.0 will open new avenues of research and development in embodied AI, enabling solutions to household activities that have been under-explored before.

2 Related Work

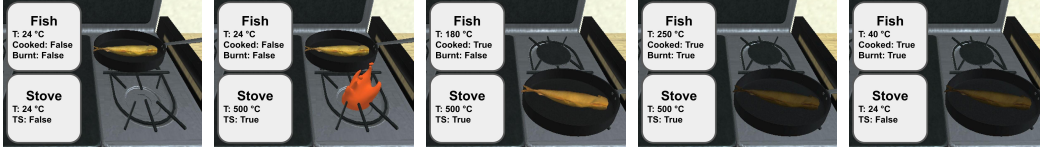
Simulation environments with (mostly) kinodynamic simulation: In the last years, the robotics and AI communities have presented several impressive simulation environments and benchmarks: iGibson [3, 1], Habitat AI [5], AI2Thor (and variants) [15, 6], ThreeDWorld [7], Sapien [4], Robosuite [9], VirtualHome [16], RLBench [8], MetaWorld [10], and more. They are based in physics engines such as (py)bullet [17], MuJoCo [18], and Nvidia PhysX [19, 20], combined with rendering capabilities and usually enriched with a dataset of objects and/or scenes to use to develop embodied AI solutions. While these simulators have fueled research with new possibilities for training, testing and developing robotic solutions, they have skewed, with few exceptions, the exploration towards activities related to what they can simulate accurately: changes in kinematic states of (rigid or flexible) objects, i.e. Rearrangement tasks [11]. However, many everyday activities require the simulation of other physical states that can be modified by the agents, like the temperature of objects and their level of wetness or cleanliness. Recent simulators have attempted realistic simulation of fluids and flexible materials [19, 21, 22, 23] or extended rigid body simulators to approximate the dynamics of soft materials [17, 24]. Compared with these simulators, iGibson 2.0 provides a simple but effective mechanism to simulate the temperature of objects that change based on proximity to heat sources. It also simulates fluids through a system of droplets that can be absorbed by objects and change their wetness level. Though simpler than the accurate simulation of heat transfer, fluids and soft materials used by a few other simulators, iGibson 2.0’s object-centric solution leads to realistic robotic behavior and motion in tasks involving changing temperature, handling liquids, or soaking objects.

Simulation environments with object-centric representation: In robotics, some simulators have adopted an object-centric representation with extended physical states, e.g. AI2Thor [15] and VirtualHome [16]. Both are based on Unity [25] and share a common set of functionalities. Actions in these simulators are predefined, discrete and symbolic, and characterized by preconditions (“what conditions need to be fulfilled for this action to be executable?”) and postconditions (“what conditions will change after the execution of this action?”), similar to actions in the planning domain definition language (PDDL [26]) or STRIPS [27] but with the additional link to visual rendering of the predefined action execution and outcome. In AI2Thor and VirtualHome, some of the actions change the temperature of an object between two or more discrete values pre- and post-execution of an action, e.g. raw and cooked. This is fundamentally different to our approach in iGibson 2.0: instead of maintaining only a symbolic state (raw/cooked), we provide a simple simulation of the underlying physical process (e.g. heat transfer) leading to continuously varying values of temperature and other extended states. These states are then *mapped* into a symbolic representation through predicates (see Sec. 4). This provides a new level of detail in the execution of actions, where the agent can and should control the specific value of the object’s extended states (temperature, wetness, cleanliness) to achieve a task, leading to more complex activities and more realistic execution.


Simulation environments with virtual reality interfaces: Researchers have used virtual reality interfaces before to develop robotic solutions, by using VR to teleoperate real robots [28, 29, 30]. VR has also been used as an interface in simulation environments. VRKitchen [31] collected demonstrations for five cooking tasks in simulation. While realistic looking, activities in VRKitchen are performed with primitive actions similar to the pre-condition/post-condition system of AI2Thor and VirtualHome, falling short to obtain demonstrations to achieve tasks with realistic motion. More physically realistic are the interactions in VR with UnrealROX/RobotriX [32, 33] and ThreeDWorld [7], based on Unreal [34] and Nvidia PhysX [20]. Our interface also enables realistic manipulation of objects, with additional features such as gaze tracking and assistive grasping to bridge the differences between simulation and the real-world.

3 Extended Physical States for Simulation of Everyday Household Tasks

To perform household tasks, an agent needs to change objects’ states beyond their poses. iGibson 2.0 extends objects with five additional states: temperature, T , wetness level, w , cleanliness level (dustiness level, d , or stain level, s), toggled state, TS , and sliced state, SS . While some of these states could be different for different parts of an object, in iGibson 2.0 we simplify their simulation and adopt an **object-centric representation**: the simulator maintains a single value of each extended state for every simulated object (rigid, flexible, or articulated). This simplification is sufficient to simulate realistic household tasks such as cooking or cleaning. We assume that the extended properties are latent: agents are not able to observe them directly. Therefore, iGibson 2.0 implements a



(a) **Object temperature:** (From left to right) A stove –toggleable heat source by proximity– is toggled on (second from left), and starts to heat a nearby fish. The temperature and appearance of the fish changes due to proximity to the heat source reaching the temperature to be cooked (third from left). Additional heat elevates further the fish’s temperature, burning it (fourth from left). After the stove is toggled off, the fish changes back to room temperature, keeping the appearance that corresponds to the maximum temperature reached (most right). The temperature system with heat sources and sinks, enable visually guided execution of household activities such as cooking.



(b) **Object wetness level:** (From left to right) A sink –toggleable droplet source– is toggled on, and starts to create droplets (second from left). Droplets can be contained in a receptacle to be poured on other objects (third from left). An object that can change its wetness level gets in contact with the droplets and absorbs them, changing its appearance (most right). With the droplets system, iGibson v2.0 provides a simplified liquid simulation sufficient to perform common household activities.

Figure 2: Extended object states I): temperature and wetness level

mechanism to change objects’ appearance based on their latent extended states (see Fig. 2), so that visually-guided agents can infer the latent states from sensor signals.

We further impose in iGibson 2.0 that every simulated object should be an instance of an existing object category in WordNet [35]. This semantic structure allows us to associate characteristics to all instances of the same category [36, 37]. For example, we further simplify the simulation of extended states by annotating which extended states each category needs. Not all object categories need all five extended states (e.g., the temperature is not necessary/relevant for non-food categories for most tasks of interest). The extended states required by each object category are determined by a crowdsourced annotation procedure in the WordNet hierarchy.

In the following, we explain the details of the five extended states and the way they are updated in iGibson 2.0. For a full list of object states (kinematics and extended), see Table A.4.

Temperature:


To update temperature, iGibson 2.0 needs to approximate the dynamics of heat transfer from heat sources (hot) or sinks (cold). To that end, we annotate object categories in the WordNet hierarchy as `heat sources` or `heat sinks`. Heat sources elevate the objects’ temperature over room temperature (23°) towards the source’s heating temperature, also annotated per category; similarly, heat sinks decrease the temperature under room temperature towards the sink’s cooling temperature. The rate the objects change their temperature towards the temperature of the source/sink is a parameter annotated per category with units $^\circ\text{C/s}$. We consider two types of heat source/sink: source/sinks that change the temperature of objects if they are proximal enough (e.g., a stove) and source/sinks that change the temperature of objects if they are inside of them (e.g., a fridge or an oven).

Additionally, some of the sources/sinks need to be toggled on (see Functional State below) before they can change the temperature of other objects (e.g., a microwave). For each object that can change temperature, the simulator first evaluates if it fulfills the conditions to be heated or cooled by a heat source/sink. Assuming that an object with temperature T_o fulfills the conditions of a source/sink with heating/cooling temperature T and changing rate r , the temperature of the object at each step is updated by $T_o^{t+1} = T_o^t (1 + \Delta_{sim} \times r \times (T - T_o^t))$, where Δ_{sim} is the simulated time.

iGibson 2.0 maintains also a historical value of the maximum temperature that each object has reached in the past, $T_o^{\max} = \max T_o^t$ for $t \in [0, \dots, t_{\text{now}}]$. This value dictates the appearance of an



(a) **Object cleanliness level:** (From left to right) An object is initialized with dust particles that can be cleaned with a cloth; Another object is initialized with stains that require a wet tool (a scrubber) to be removed; Realistic behaviors and motion are required in iGibson v2.0 to change the cleanliness level of the objects.



(b) **Object toggling state:** An object with the toggled state, an oven, is initially off. When it is toggled on its appearance changes accordingly.

(c) **Object slice state:** An object with the sliced state, a peach, is sliced after exerting enough force with the right part of a slicing tool (the sharp edge of a knife)

Figure 3: Extended object states II): cleanliness level (dustiness, stains), toggling, slice state

object: if the object reached cooking or burning temperature in the past, it will look cooked or burned, even if its current temperature is low. Fig. 2a depicts the temperature system in action.

Wetness Level: Similar to temperature, iGibson 2.0 maintains the level of wetness for each object that can get soaked. This level corresponds to the number of *droplets* that have been absorbed by the object. In iGibson 2.0, the system of droplets approximates liquid/fluid simulation. Specifically, droplets are small particles of liquid that are created in droplet sources (e.g. faucets), destroyed by droplet sinks (e.g. sinks), and absorbed by soakable objects (e.g. towels). They can also be contained in receptacles (e.g. cups) and poured later, leading to realistic behavior for the simulation of several household activities involving liquids, illustrated in Fig. 2a.

Cleanliness – Dustiness and Stain Level: A common task for robots in homes and offices is to clean dirt. This dirt commonly appears in the form of dust or stains. In iGibson 2.0, the main difference between dust and stains is the way they get cleaned: while dust can be cleaned with a dry cleaning tool like a cleaning cloth, stains can only be cleaned with a soaked cleaning tool like a scrubber. To clean a particle of dirt (dust or stain), the right part of a cleaning tool should get in physical contact with the particle. Once a dirt particle is cleaned, it disappears from objects’ surface.

In iGibson 2.0, objects can be initialized with visible dust or stain particles on its surface. The number of particles at initialization corresponds to a 100% level of dustiness, d , or stains, s , as we assume that dust/stain particles cannot be generated after initialization. As particles are cleaned, the level decreases proportionally to the number of particles removed, reaching a level of 0% dustiness, d , or stains when the object is completely clean (no particles left). This extended state allows simulating multiple cleaning tasks in our simulator: the agent needs to exhibit a behavior (motion, use of tools) similar to the one necessary in the real world. Fig. 3a depicts an example of the cleanliness level simulation in iGibson 2.0, for both dust and stain particles.

Toggled State: Some object categories in iGibson 2.0 can be toggled on and off. iGibson 2.0 maintains and updates an internal binary functional state for those objects. The functional state can affect the appearance of an object, but also activate/deactivate other processes, e.g. heating food inside a microwave requires the microwave to be toggled on. To toggle the object, a certain area needs to be touched. For object models of categories that can be toggled on/off, we annotate a `ToggleLink`, an additional virtual fixed link that needs to be touched by the agent to change the toggled state. Fig. 3b depicts an example of an object that can change its toggled state, an oven.

Sliced State: Many cooking activities require the agent to slice objects, e.g. food items. Slicing is challenging in simulation environments where objects are assumed to have a fixed (rigid or flexible) 3D structure of vertices and triangular faces. To approximate the effect of slicing, iGibson 2.0 maintains and updates a sliced state in instances of object categories that are annotated as `sliceable`. When the sliced state transitions to True, the simulator replaces the whole object with two halves. The

two halves will be placed at the same location and inherit the extended states from the whole object (e.g. temperature). The transition is not reversible: the object will remain sliced for all upcoming simulated time steps. Objects can only be sliced into two halves, with no further division. The sliced state changes when the object is contacted with enough force (over a slicing force threshold for the object) by a slicing tool, e.g. a knife. Objects of these categories are annotated as `SlicingTool`. If an object is a slicing tool, it will undergo a second annotation process to obtain a new virtual fixed link that acts as `SlicingLink`, the part of the slicing tool that can slice an object, e.g., the sharp edge of a knife. Fig. 3c depicts an example of a peach being sliced by a knife. For more information about update rules for all extended physical states, as well as efficient implementation of these update rules, please refer to the appendix.

4 Logical Representation of Physical States

The new extended object states from iGibson 2.0 are sufficient to simulate a new set of household activities in indoor environments. However, there is a semantic gap between the extended states (e.g. temperature or wetness level) and the natural description of activities in a household setup (e.g. cooking apples). To bridge this gap, we define a set of functions that map the extended object states to logical states for single objects and pairs of objects. The logical states are semantically grounded on common natural language representing properties such as `cooked` or `dusty`.

The list of logical predicates covers kinematic states between pair of objects (`InsideOf`, `OnTopOf`, `NextTo`, `InContactWith`, `Under`, `OnFloor`), states related to the internal degrees of freedom of articulated objects (`Open`), states based on the object temperature (`Cooked`, `Burnt`, `Frozen`), wetness and cleanliness level (`Soaked`, `Dusty`, `Stained`), and functional state (`ToggledOn`, `Sliced`). A complete list of the logic predicates with detailed explanation is included in Table A.1. They allow iGibson 2.0 to map a physical simulated state into an corresponding logical state.

4.1 Generative System based on Logical Predicates

Logical predicates map multiple physically simulated states to the same logical state, e.g., all relative poses between to objects that correspond to being `onTop`. In addition to this discriminative role, we include functionalities in iGibson 2.0 to use logical predicates in a generative manner, to describe initial states symbolically that can be used to initialize the simulator. iGibson 2.0 includes a sampling mechanism to create valid instances of tasks described with logical predicates. This mechanism facilitates the creation of multiple semantically meaningful initial states, without the laborious process of manually annotating the initial distributions per scene.

The process of sampling valid object states is different depending on the nature of the logical predicate. For predicates based on objects' extended states such as `Cooked`, `Frozen` or `ToggledOn`, we just sample values of the extended states that satisfy the predicate's requirements, e.g., a temperature below the annotated freezing point of an object to fulfill the predicate `Frozen`. Particles for `Dusty` and `Stained` are sampled on the surface of an object following a pseudo-random procedure. Generating initial states to fulfill kinematic predicates such as `OnTopOf` or `Inside` is a more complex procedure as the underlying physical state (the object pose) must lead to a stationary state (e.g., not falling) that does not cause penetration between objects. Each kinematic predicate is implemented differently, combining mechanisms that include ray-casting and analytical methods to verify the validity of sampled poses. For example, to sample a state that satisfies `Inside(A, B)`, we implement a procedure that generates 6D poses inside of object B and we evaluate that 1) a bounding box of the size of object A does not penetrate object B and rays cast from A intersect object B from evaluated by casting rays from the internal box. For more details on the sampling mechanism, see Sec. A.2.

4.2 iGibson 2.0 Scenes with Realistic Object Distribution Created by Generative System

One common issue that limits the realism of indoor scenes in simulation is that they are less densely populated than those in the real world. Creating highly populated simulated houses is usually a laborious process that requires manually selecting and placing models of small objects in different locations. Thanks to the generative system in iGibson 2.0, this process can be extremely simplified. The users only need to specify a list of logical predicates that represent a realistic distribution of objects in a house.

We provide as part of iGibson 2.0 a set of semantic rules to generate more populated scenes, and a new version of the iGibson original 15 fully interactive scenes, populated with additional small




Figure 4: **Visualizations of densely populated ecological scenes from the iGibson 2.0 dataset:** The semantic rules exploit the generative procedure based on the logical representation in iGibson 2.0 to sample objects in semantically meaningful locations, leading to higher density of objects in the simulated scenes for increased realism for robot learning and ecological experience in virtual reality.

objects as a result of the application of the rules. Given an indoor scene with multiple types of rooms (kitchen, bathroom, ...) that are populated with furniture containers and appliances (fridge, cabinet, ...), the semantic rules define the probabilities for object instances of diverse categories to be sampled in certain container type in a given room type, e.g. $p(\text{InsideOf}(\text{Beer}, \text{Fridge}) \wedge \text{InsideOf}(\text{Fridge}, \text{Kitchen}))$. To generate the more densely populated versions of the 15 scenes, we first collect a large number of small 3D object models created by artists and we annotate them with semantic categories (e.g. cereal, apple, bowl) and realistic dimensions. Then, we apply in a random sequence the logic predicates using the generative system explained in Sec. 4.1, increasing the number of objects in the scene by over 100. The result is depicted in Fig. 4.

5 Virtual Reality Interface

iGibson 2.0’s new functionalities enable modeling new household activities and generating multiple instances in more densely populated scenes. To facilitate research in these new, complex tasks, iGibson 2.0 includes a novel virtual reality (VR) interface compatible with major commercially available VR headsets through OpenVR [38]. One of the goals is to allow researchers to collect human demonstrations, and use them to develop new solutions via imitation (see Sec. 6).

iGibson 2.0’s VR interface creates an immersive experience: humans embody an avatar in the same scene and for the same task as the AI agents. The virtual reality avatar (see Fig. 1) is composed of a main body, two hands and a head. The human controls the motion of the head and the two hands via the VR headset and hand controllers with an optional, additional tracker for control of the main body. Humans receive stereo images as generated from the point of view of the head of the virtual avatar, at at least 30 fps (up to 90 fps) using the PBR rendering functionalities of iGibson [1].

Grasping in VR: Grasping in the real-world, while natural to adult humans, is a complex experience that proves difficult to reproduce with virtual reality controllers. Our empirical observations revealed that while using solely physical grasping, user dexterity was significantly impaired relative to the real-world resulting in unnatural behavior when manipulating in VR. To provide a more natural grasping experience, we implement an assistive grasp (AG) mechanism that enables an additional constraint between the palm and a target object after the user passes a grasp threshold (50% actuation) and provided the object is in contact with the hand, between the fingers and the palm. This facilitates grasping of small objects, and prevents object slippage. To not render grasping artificially trivial, the AG connection can break if the constraint is violated beyond a set threshold, such as while lifting heavy objects or during intense acceleration, encouraging natural task execution that leverages careful motions and bimanual manipulation. More details about the AG can be found in Sec. A.1.

Navigating in VR: Navigation of the avatar is controlled by the locomotion of the human. However, space for VR is often much smaller than the typical size of iGibson 2.0 scenes. To navigate between rooms, we configured a touchpad in the hand controller that humans can use to translate the avatar.




Figure 5: **Evaluation:** We create six novel household tasks in iGibson 2.0 where the agents have to manipulate extended states. These tasks cannot be studied in other simulation environments.

6 Evaluation

In our evaluation, we test the new functionalities of iGibson 2.0 explained above that set it apart from other existing environments. First, we create a set of tasks that showcase the new extended states (see Fig. 5a) as their modification is required to achieve the tasks. In our experiments, we make use of our discriminative and generative logical engine to detect task completion and create multiple instances of each task for training. Then, we use our novel VR interface to collect human demonstrations to train an imitation learning policy for a bimanual task.

Experimental Setup: To evaluate and demonstrate the new capabilities of iGibson 2.0, we create the following six novel tasks for embodied AI agents related to household domains: **1) Grasping Book:** the agent has to grasp a book `OnTopOf` a table and lift it. This task demonstrates the kinematic logical states; **2) Soaking Towel:** the agent has to soak a cleaning tool (a towel) with water droplets coming out of a sink. This task demonstrates the liquid/droplets system. **3) Cleaning Stained Shelf:** the agent has to clean a stained shelf using a cleaning tool. This task showcases the capabilities to update the cleanliness level of an object. **4) Cooking Meat:** the agent has to cook a piece of meat by placing it on a heat source (a burning stove) and waiting for enough time for the temperature to rise. This task showcases the capabilities to update the temperature of an object. **5) Slicing Fruit:** the agent has to slice a fruit by exerting enough force with the `SlicingLink` of a slicing tool (a knife). This task showcases the capabilities to simulate sliceable objects and to model the interaction between cutting tools and sliceable objects.

6) Bi-Manual Grasping: The agent has to pick up a heavy object (a cauldron) and place it in another location. Manipulating this object requires bimanual interaction as its mass is 50 kg and each hand can only exert at most 300 N. Demonstrating bimanual manipulation is natural and easy with our novel VR interface, which is not the case with previous interfaces such as mouse and keyboard [1].

In all tasks we use as agent embodiment the same embodiment used in VR, a bimanual humanoid agent. For evaluation of the tasks 1)-5), we train agents with a state-of-the-art reinforcement learning (RL) algorithm, Soft-Actor Critic (SAC [39]). The agent receives RGB-D images from its onboard sensors and proprioception information as observation and outputs the desired linear and angular velocities of the right hand (assuming the rest of the agent is stationary). We adopt the “sticky mitten” simplification [11] for grasping that creates a fixed constraint between the hand and the object when they get into contact. For the evaluation of task 6), we collected 5 demonstrations of 1400+ frames in total (45 s) and train an imitation learning policy based on behavioral cloning [40]. The agent receives ground-truth states of the objects and proprioception information as observation, and outputs the desired linear and angular velocities of both hands. Additional information about the experimental setup can be found in Sec. A.3.

Experimental Results: *RL training in tasks 1)-5):* The agents trained with SAC are able to find a solution and achieve 100% success rate for Grasping Book, Soaking Towel, Cleaning Stained Shelf, Cooking Meat tasks. The agent that does not achieve success always is the one trained in Slicing Fruit: its success rate is 15% as this task requires very accurate alignment of the knife blade and the fruit to be accomplished. Beyond the concrete success, these results of RL supports the idea that iGibson 2.0 enables to study and train embodied AI agents in new household activities that were traditionally under-explored, as they cannot be simulated by traditional kinodynamic simulators. The

attached video includes visualization of the trained policies performing the tasks thanks to the support of iGibson 2.0 of new extended physical states and logical predicates that help generating the tasks and discriminating their completion. We also conducted an ablation study in which we train policies with three different levels of variability in task 2) (no variations, different poses, different objects and poses) and evaluate them on an unseen setup (an unseen object with randomized initial pose). The policies achieve success rate of 19%, 79%, and 87%, respectively. This study shows that it’s essential to train with diverse object models and initial states to obtain robust policies, and the generative system of iGibson 2.0 facilitates it by specifying a few logical states that describe the initial scene.

IL training in task 6) from VR demonstrations: The trained policy in the full task diverges and fails. This is expected for such a long horizon task (300+ steps) with just a handful of demonstrations. The agent suffers from covariate shift [41], visiting areas not covered by demonstrations. We then evaluate if the IL policy can successfully perform the last part of the task. We take a successful human demonstration and we initialize a few seconds before the task completion. We then query the IL policy from this point onward to control the agent. The results of this experiment are shown in Fig 3b. The IL policy achieves 20% and 60% success rate when starting 6 s and 3 s away from the goal. This experiment demonstrates the potential of the new VR interface of iGibson 2.0 for generating demonstrations for IL. We believe that our new interface will open new avenues for research in bimanual manipulation, hand-eye coordination, and coordination of robot base and robot arm.

7 Conclusion

We presented iGibson 2.0, a new open-source simulation environment for household task with several key novel features: 1) an object-centric representation and extended object states (e.g. temperature, wetness and cleanliness level, toggled and sliced state), 2) logical predicates mapping simulation states to logical states, and generative mechanism to create simulated worlds based on a given logical description, and 3) a virtual reality interface to easily collect human demonstrations for imitation. We demonstrate in multiple experiments the new avenues for research enabled by iGibson 2.0. We hope iGibson 2.0 becomes a useful tool for the community, reducing the burden of creating simulated worlds for more diverse tasks, and facilitating the development of novel embodied AI solutions.

Acknowledgments

This work is in part supported by ARMY MURI grant W911NF-15-1-0479 and Stanford Institute for Human-Centered AI (SUHAI). S. S. is supported by the National Science Foundation Graduate Research Fellowship Program (NSF GRFP) and Department of Navy award (N00014-16-1-2127) issued by the Office of Naval Research. S. S. and C. L. are supported by SUHAI Award # 202521. R. M-M is supported by SAIL TRI Center – Award # S-2018-28-Savarese-Robot-Learn. F. X. and B. S. are supported by Qualcomm Innovation Fellowship. M. L. is supported by Regina Casper Stanford Graduate Fellowship.

References

- [1] B. Shen, F. Xia, C. Li, R. Martín-Martín, L. Fan, G. Wang, S. Buch, C. D’Arpino, S. Srivastava, L. P. Tchammi, M. E. Tchammi, K. Vainio, L. Fei-Fei, and S. Savarese. iGibson, a Simulation Environment for Interactive Tasks in Large Realistic Scenes, 2020.
- [2] F. Xia, A. R. Zamir, Z. He, A. Sax, J. Malik, and S. Savarese. Gibson env: Real-world perception for embodied agents. In *Conference on Computer Vision and Pattern Recognition (CVPR)*, 2018.
- [3] F. Xia, W. B. Shen, C. Li, P. Kasimbeg, M. E. Tchammi, A. Toshev, R. Martín-Martín, and S. Savarese. Interactive gibson benchmark: A benchmark for interactive navigation in cluttered environments. *IEEE Robotics and Automation Letters*, 5(2):713–720, 2020.
- [4] F. Xiang, Y. Qin, K. Mo, Y. Xia, H. Zhu, F. Liu, M. Liu, H. Jiang, Y. Yuan, H. Wang, et al. SAPIEN: A simulated part-based interactive environment. In *Proceedings of the IEEE/CVF Conference on Computer Vision and Pattern Recognition*, pages 11097–11107, 2020.
- [5] Manolis Savva*, Abhishek Kadian*, Oleksandr Maksymets*, Y. Zhao, E. Wijmans, B. Jain, J. Straub, J. Liu, V. Koltun, J. Malik, D. Parikh, and D. Batra. Habitat: A Platform for Embodied AI Research. In *Proceedings of the IEEE/CVF International Conference on Computer Vision (ICCV)*, 2019.
- [6] K. Ehsani, W. Han, A. Herrasti, E. VanderBilt, and L. Weihs. Manipulathor: A framework for visual object manipulation. *arXiv preprint arXiv:2104.11213v1*, 2021.

- [7] C. Gan, J. Schwartz, S. Alter, M. Schrimpf, J. Traer, J. De Freitas, J. Kubilius, A. Bhandwadar, N. Haber, M. Sano, et al. ThreeDWorld: A platform for interactive multi-modal physical simulation. *arXiv preprint arXiv:2007.04954*, 2020.
- [8] S. James, Z. Ma, D. Rovick Arrojo, and A. J. Davison. Rlbench: The robot learning benchmark & learning environment. *IEEE Robotics and Automation Letters*, 2020.
- [9] Y. Zhu, J. Wong, A. Mandlekar, and R. Martín-Martín. robosuite: A modular simulation framework and benchmark for robot learning. *arXiv preprint arXiv:2009.12293*, 2020.
- [10] T. Yu, D. Quillen, Z. He, R. Julian, K. Hausman, C. Finn, and S. Levine. Meta-world: A benchmark and evaluation for multi-task and meta reinforcement learning. In *Conference on Robot Learning*, pages 1094–1100. PMLR, 2020.
- [11] D. Batra, A. X. Chang, S. Chernova, A. J. Davison, J. Deng, V. Koltun, S. Levine, J. Malik, I. Mordatch, R. Mottaghi, M. Savva, and H. Su. Rearrangement: A challenge for embodied ai, 2020.
- [12] L. Weihs, M. Deitke, A. Kembhavi, and R. Mottaghi. Visual room rearrangement. *arXiv preprint arXiv:2103.16544*, 2021.
- [13] C. Gan, S. Zhou, J. Schwartz, S. Alter, A. Bhandwadar, D. Gutfreund, D. L. Yamins, J. J. DiCarlo, J. McDermott, A. Torralba, et al. The threedworld transport challenge: A visually guided task-and-motion planning benchmark for physically realistic embodied ai. *arXiv preprint arXiv:2103.14025*, 2021.
- [14] Z. Liu, W. Liu, Y. Qin, F. Xiang, S. Xin, M. A. Roa, B. Calli, H. Su, Y. Sun, and P. Tan. Ocrtoc: A cloud-based competition and benchmark for robotic grasping and manipulation. *arXiv preprint arXiv:2104.11446v1*, 2021.
- [15] E. Kolve et al. AI2-THOR: An interactive 3d environment for visual ai. *arXiv preprint arXiv:1712.05474*, 2017.
- [16] X. Puig et al. Virtualhome: Simulating household activities via programs. In *IEEE CVPR*, 2018.
- [17] E. Coumans and Y. Bai. Pybullet, a python module for physics simulation for games, robotics and machine learning. 2016.
- [18] E. Todorov, T. Erez, and Y. Tassa. Mujoco: A physics engine for model-based control. In *2012 IEEE/RSJ International Conference on Intelligent Robots and Systems*, pages 5026–5033. IEEE, 2012.
- [19] J. Rieffel, F. Saunders, S. Nadimpalli, H. Zhou, S. Hassoun, J. Rife, and B. Trimmer. Evolving soft robotic locomotion in physx. In *Proceedings of the 11th annual conference companion on genetic and evolutionary computation conference: Late breaking papers*, pages 2499–2504, 2009.
- [20] Nvidia Corp. Nvidia Physx. <https://developer.nvidia.com/physx-sdk>, 2021. Accessed: 2021-06-17.
- [21] Nvidia Corp. Nvidia FleX. <https://developer.nvidia.com/flex>, 2021. Accessed: 2021-06-17.
- [22] E. Coevoet, T. Morales-Bieze, F. Largilliere, Z. Zhang, M. Thieffry, M. Sanz-Lopez, B. Carrez, D. Marchal, O. Goury, J. Dequidt, and C. Duriez. Software toolkit for modeling, simulation and control of soft robots. *Advanced Robotics*, pages 1–26, Nov. 2017. URL <https://hal.inria.fr/hal-01649355>.
- [23] F. Faure, C. Duriez, H. Delingette, J. Allard, B. Gilles, S. Marchesseau, H. Talbot, H. Courtecuisse, G. Bousquet, I. Peterlik, and S. Cotin. SOFA: A Multi-Model Framework for Interactive Physical Simulation. In Y. Payan, editor, *Soft Tissue Biomechanical Modeling for Computer Assisted Surgery*, volume 11 of *Studies in Mechanobiology, Tissue Engineering and Biomaterials*, pages 283–321. Springer, June 2012. doi:10.1007/8415_2012_125. URL <https://hal.inria.fr/hal-00681539>.
- [24] X. Lin, Y. Wang, J. Olkin, and D. Held. Softgym: Benchmarking deep reinforcement learning for deformable object manipulation. In *Conference on Robot Learning*, 2020.
- [25] W. Goldstone. *Unity game development essentials*. Packt Publishing Ltd, 2009.
- [26] D. McDermott, M. Ghallab, A. Howe, C. Knoblock, A. Ram, M. Veloso, D. Weld, and D. Wilkins. Pddl - the planning domain definition language. Technical report, Technical Report 1165, Yale Computer Science, 1998.(CVC Report 98-003), 1998.
- [27] R. E. Fikes and N. J. Nilsson. Strips: A new approach to the application of theorem proving to problem solving. *Artificial intelligence*, 2(3-4):189–208, 1971.
- [28] T. Zhang, Z. McCarthy, O. Jowl, D. Lee, X. Chen, K. Goldberg, and P. Abbeel. Deep imitation learning for complex manipulation tasks from virtual reality teleoperation. In *2018 IEEE International Conference on Robotics and Automation (ICRA)*, pages 1–8. IEEE, 2018.

- [29] J. DelPreto, J. I. Lipton, L. Sanneman, A. J. Fay, C. Fourie, C. Choi, and D. Rus. Helping robots learn: A human-robot master-apprentice model using demonstrations via virtual reality teleoperation. In *2020 IEEE International Conference on Robotics and Automation (ICRA)*, pages 10226–10233. IEEE, 2020.
- [30] F. Stramandinoli. Robot learning from human demonstration in virtual reality. In *Human-Robot Interaction*, 03 2018.
- [31] X. Gao, R. Gong, T. Shu, X. Xie, S. Wang, and S.-C. Zhu. Vrkitchen: an interactive 3d virtual environment for task-oriented learning. *arXiv preprint arXiv:1903.05757*, 2019.
- [32] P. Martinez-Gonzalez, S. Oprea, A. Garcia-Garcia, A. Jover-Alvarez, S. Orts-Escolano, and J. Garcia-Rodriguez. Unrealrox: An extremely photorealistic virtual reality environment for robotics simulations and synthetic data generation. *arXiv preprint arXiv:1810.06936*, 2018.
- [33] A. Garcia-Garcia, P. Martinez-Gonzalez, S. Oprea, J. A. Castro-Vargas, S. Orts-Escolano, J. Garcia-Rodriguez, and A. Jover-Alvarez. The robotrix: An extremely photorealistic and very-large-scale indoor dataset of sequences with robot trajectories and interactions. In *2018 IEEE/RSJ International Conference on Intelligent Robots and Systems (IROS)*, pages 6790–6797. IEEE, 2018.
- [34] Epic Games. Unreal engine. <https://www.unrealengine.com/en-US/unreal>, 2021.
- [35] G. A. Miller. WordNet: a lexical database. *Communications of the ACM*, 38(11):39–41, 1995.
- [36] B. Tversky and K. Hemenway. Objects, parts, and categories. *Journal of experimental psychology: General*, 113(2):169, 1984.
- [37] L. W. Barsalou et al. Perceptual symbol systems. *Behavioral and brain sciences*, 22(4):577–660, 1999.
- [38] ValveSoftware. OpenVR. <https://github.com/ValveSoftware/openvr>, 2021. Accessed: 2021-06-17.
- [39] T. Haarnoja, A. Zhou, P. Abbeel, and S. Levine. Soft actor-critic: Off-policy maximum entropy deep reinforcement learning with a stochastic actor. *arXiv preprint arXiv:1801.01290*, 2018.
- [40] D. A. Pomerleau. Alvin: An autonomous land vehicle in a neural network. In *Advances in neural information processing systems*, pages 305–313, 1989.
- [41] S. Ross, G. Gordon, and D. Bagnell. A reduction of imitation learning and structured prediction to no-regret online learning. In *Proceedings of the fourteenth international conference on artificial intelligence and statistics*, pages 627–635, 2011.

Appendix for iGibson 2.0: Object-Centric Simulation for Robot Learning of Everyday Household Tasks

A.1 The iGibson 2.0 Virtual Reality Interface

In this section, we provide additional information about the implementation of our virtual reality (VR) interface in iGibson 2.0.

Mapping human motion to the virtual embodiment: Humans in VR control a bimanual embodiment in iGibson 2.0 composed of a head, two hands and a torso/body. The hardware for VR control is composed of a headset and two hand controllers, possibly an additional tracker for the human torso that maps directly to the VR body. At each step, the pose of the agent’s head is directly set to be the new headset’s pose as provided by the VR hardware. This step bypasses physics simulation of the head motion to make sure that the motion of the head in VR corresponds exactly and without delays to that in the real world to avoid any discomfort. In contrast, both the hands and the main body move as the result of physical simulation of a body constraint connecting the simulated hands and body to the new poses provided by the VR hardware. In other words, the VR hardware provides at each step new “desired” poses for the hands and body that “pull” the body parts towards them with forces computed by the simulator. This creates realistic interactions between the hands and body and the objects in the scene, colliding with them and applying forces. The constraint to move the hand has a maximal force of 300 N, simulating the lifting force of humans. The constraint to move the body is 50 N. While the desired new poses for the hands always come from the hand-controllers, the desired pose for the body can be provided by a body tracker on the human’s torso or be otherwise estimated based on the headset position. This constraint-based system strikes a balance between accurately following the human motion and realistic interactions with the scene in VR.

Haptic feedback: To approximate the real-world experience, it is important to create haptic feedback to human subjects when interacting with the scene. To that end, in our VR interface collisions of the body and the hands trigger haptic vibrations in the controllers. The body will trigger a strong vibration in both controllers facilitating navigation in the scene. The hands also generate low-strength vibration when they are in contact with an object, to notify users that they are in contact with a virtual object. These mechanisms create a multi-modal stream to the humans (vision and haptics) that help them interact more dexterously and realistically.

Assistive Grasping: Creating realistic, robust and dexterous grasping in virtual reality is challenging. Grasping objects in real-world involves generating multiple frictional contact points and surfaces between the hand and the object: simulating physically this complex process in a realistic manner is non-trivial. Additionally, real-world grasping involves rich multimodal signals that include tactile and haptic information, that is not available in common virtual reality interfaces. To compensate for these differences and generate a natural experience in simulation, we implement an assistive grasping mechanism.

In our VR interface, grasping is performed by pressing the left or right trigger, a one degree of freedom (DoF) actuation. This single DoF is mapped to a closing motion of the avatar’s hand where all fingers move synchronously. If the trigger is pressed more than 50% of its range, we activate the *assistive grasping* (AG) mode. The AG mode facilitates grasping by creating an additional fixed or point-to-point joint between the hand and the movable objects inside the hand. We use three criteria to decide what object inside the hand should be assisted for grasping: First, the object has to be inside the hand. We evaluate this we a ray casting mechanism. Rays are shot between the following two sets of points: (thumb tip, thumb middle, palm middle, palm base) and (4 non-thumb finger tips). These 16 rays return a list of all objects that are in the hand. Second, the object has to be close to the palm. This is defined as the distance between the center of mass of the palm link and the object is the smallest among all objects in hand. And third, the object needs to be in contact with the hand and the hand has to be applying force on it. We found that, defined with these three criteria, the AG mechanism is realistic as humans can grasp objects reliably with motions that are close to the ones used in real-world for the same objects. While a user is grasping an object using AG, collision of the hand with that object is also disabled, to avoid any recurring collisions or simulation instability.

The AG breaks the connection between the object and the hand if the grasping trigger goes under 50% pressed, or the center of mass of object being grasped moves further away from the palm than a maximum threshold, D_{AGMax} . We use $D_{AGMax} = 10$ cm. This effectively avoids that humans can use AG to grasp objects or pull from them in an unrealistic manner, e.g., grasping a heavy object

such a watermelon with a single hand. Our AG system strikes a good balance between facilitating grasping and interactions of humans in VR and simplifying the manipulation of objects excessively. In this way, humans in VR still need to move and position the hands in realistic ways to grasp and manipulate heavy objects. The AG mode is also critical to grasp small objects with dexterity. In the VR demonstrations created by the human, we can see that the AG mechanism works robustly for all kind of rigid and articulated objects, ranging from fridge handles to knives, from watermelons to strawberries. Please refer to the supplementary video to see examples of AG mechanism.

Hardware compatibility: We have tested our iGibson 2.0 with the three main commercially available headsets at the time, HTC Vive (Pro Eye), Oculus Rift S and Oculus Quest. For the former, we include functionalities to observe and record the eye gaze tracked by the device. To serve both devices, the iGibson renderer needs to output 1296 x 1440 images at 30 Hz, shown to the human to create a immersive 3D experience. The system is capable of rendering at up to 90 Hz, but we had to reduce the frame rate to accommodate additional expensive per-frame computations, including physics and extended states update steps in our simulator.

Logging and replaying demonstrations: All information of the runs can be logged and replay deterministically (same output for the same actions). The logged information includes kinematics and extended iGibson 2.0 states, and VR agent actions. We believe the logged information acquired with the iGibson 2.0 VR interface will facilitate research: the information can be analyzed to understand human strategies, or used with modern robot learning techniques, e.g. with imitation learning, to train embodied AI solutions.

A.2 Extended Object States, Logical Predicates and Generative System in iGibson 2.0

In this section, we provide additional information on iGibson 2.0’s new extended physical states, logical predicate system that map physical states to logical states, and the generative system that sample valid simulated physical states based on logical states.

Extended states associated to object categories: In iGibson 2.0, not all extended states need to be maintained for instances of all object categories, e.g., most objects cannot be `Sliced` and only food objects could be `Cooked`. We assume that any object instance added to iGibson 2.0 belongs to a category annotated with properties. The properties indicate what extended states should be updated for object instances of that category. The exhaustive list of all possible object category properties is shown in Table A.2. Some properties will require additional annotation for each object model to estimate logical states.

Object model annotations: Each model needs to be annotated with additional physical and semantic information to simulate correctly interactions and their associated logical states. The exhaustive list of all possible object model properties are included in Table A.3. Some properties directly come from the 3D assets, such as `Shape` and `KinematicStructure`. We compute `Weight` based on query results from Amazon Product API, and compute `CenterOfMass` and `MomentOfInertia` accordingly for each link based on the assumption of uniform density. Note that if an object category is annotated with a certain property, e.g., `stove` is annotated as `HeatSourceSink`, we need to annotate `HeatSourceSinkLink`, a virtual (non-colliding) fixed link that heats or cools objects, for all object models of `stove`. For `SlicingTool` and `CleaningTool`, we additionally annotate `SlicingToolLink` and `CleaningToolLink`, which are colliding fixed links that can slice objects (the blade of a knife) and remove dirt particles from objects (the bottom of a vacuum), respectively.

Updating object state: During simulation, our simulator maintains and updates not only the kinematic states of the objects, such as `Pose` and `InContactObjs`, using our underlying physics engine Bullet [17], but also the non-kinematic states, such as `Temperature` and `WetnessLevel` with custom rules. These update rules are explained in Sec. 3 and summarized in Table A.4.

Logical predicates as discriminative functions: As explained in Sec. 4, we define a set of discriminative functions that map the extended physical states to logical states that are semantically grounded on natural language, such as `Cooked` and `Sliced`. These logical states can be used for symbolic planning and checking intermediate success for sub-tasks for reinforcement learning. The details of the discriminative functions of all the logical predicates can be found in Table A.1.

Logical predicates as generative functions: We also define a set of sampling functions that can generate valid physical states that satisfy the given logical states. For example, if the initial conditions of the task require a book placed `OnTopOf` a table or a shelf being `Stained`, our system can

automatically sample concrete physical states that satisfy the requirements: sampling a random position on the table and place the book there, and sample stain particles on random locations on the shelf (see Fig. 5a). The details of the generative functions of all the logical predicates can be found in Table A.5. Please also refer to our supplementary video for more details.

Sampling extended states based on the given logical predicates is relatively simple, e.g., sampling a temperature that corresponds to an object being Frozen. However, sampling object poses to fulfill the given kinematic predicates is more involved as it requires sampling values in the Special Euclidean group SE(3) with additional constraints such as placing objects in stable configurations and not causing penetrations between objects. In the following, we describe our algorithm to sample valid poses based on kinematic logical predicates.

Pose Sampling Algorithm: Say we want to sample a valid pose for an object o_1 to be OnTopOf object o_2 . First, we query the set of stable orientations allowed for object o_1 . We assume these orientations are provided per object model, e.g., for a cereal box, there will be six stable orientations corresponding to its six faces. Each stable orientation is linked to an axis-aligned bounding box with an associated bounding-box base area. The next step would be to find areas on the surface of object o_2 that can hold the bounding-box area and that are flat, unobstructed, and accessible. To do that, we use a ray-casting mechanism conditioned on the specific kinematic logical predicate. For example, for our case of OnTopOf we will generate rays starting from randomly sampled points slightly above o_2 and marching downwards in the vertical direction. The points where the rays intersect o_2 surface will be used to define planes where we can attempt to sample object o_1 if they fulfill some criteria such as providing stable support. We can repeat the procedure for different stable orientations of o_1 . Other logical predicates use a similar generative procedure but with variations in the ray-tracing step. For example, for InsideOf, we generate rays starting at points inside the o_2 bounding box rather than above it. In addition, for particle-based states such as Dusty and Stained, we additionally allow casting rays in horizontal directions.

Predicate	Description
InsideOf(o_1, o_2)	Object o_1 is inside of object o_2 if we can find two orthogonal axes crossing at o_1 center of mass that intersect o_2 collision mesh in both directions.
OnTopOf(o_1, o_2)	Object o_1 is on top of object o_2 if $o_2 \in \text{InSameNegativeVerticalAxisObjs}(o_1) \wedge o_2 \notin \text{InSamePositiveVerticalAxisObjs}(o_1) \wedge \text{InContactWith}(o_1, o_2)$, where $\text{InSamePositive/NegativeVerticalAxisObjs}(o_1)$ is the list of objects in the same positive/negative vertical axis as o_1 and $\text{InContactWith}(o_1, o_2)$ is whether the two objects are in physical contact.
NextTo(o_1, o_2)	Object o_1 is next to object o_2 if $o_2 \in \text{InSameHorizontalPlaneObjs}(o_1) \wedge l_2(o_1, o_2) < t_{NextTo}$, where $\text{InSameHorizontalPlaneObjs}(o_1)$ is a list of objects in the same horizontal plane as o_1 , l_2 is the L2 distance between the closest points of the two objects, and t_{NextTo} is a distance threshold that is proportional to the average size of the two objects.
InContactWith(o_1, o_2)	Object o_1 is in contact with o_2 if their surfaces are in contact in at least one point, i.e., $o_2 \in \text{InContactObjs}(o_1)$.
Under(o_1, o_2)	Object o_1 is under object o_2 if $o_2 \in \text{InSamePositiveVerticalAxisObjs}(o_1) \wedge o_2 \notin \text{InSameNegativeVerticalAxisObjs}(o_1)$.
OnFloor(o_1, o_2)	Object o_1 is on the room floor o_2 if $\text{InContactWith}(o_1, o_2)$ and o_2 is of Room type.
Open(o)	Any joints (internal articulated degrees of freedom) of object o are open. Only joints that are relevant to consider an object <code>Open</code> are used in the predicate computation, e.g. the door of a microwave but not the buttons and controls. To select the relevant joints, object models of categories that can be <code>Open</code> undergo an additional annotation that produces a <code>RelevantJoints</code> list. A joint is considered open if its joint state q is 5% over the lower limit, i.e. $q > 0.05(q_{UpperLimit} - q_{LowerLimit}) + q_{LowerLimit}$.
Cooked(o)	The temperature of object o was over the cooked threshold, T_{cooked} , and under the burnt threshold, T_{burnt} , at least once in the history of the simulation episode, i.e., $T_{cooked} \leq T_o^{max} < T_{burnt}$. We annotate the cooked temperature T_{cooked} for each object category that can be <code>Cooked</code> .
Burnt(o)	The temperature of object o was over the burnt threshold, T_{burnt} , at least once in the history of the simulation episode, i.e., $T_o^{max} \geq T_{burnt}$. We annotate the burnt temperature T_{burnt} for each object category that can be <code>Burnt</code> .
Frozen(o)	The temperature of object o is under the freezing threshold, T_{frozen} , i.e., $T_o \leq T_{frozen}$. We assume as default freezing temperature $T_{frozen} = 0^\circ C$, a value that can be adapted per object category and model.
Soaked(o)	The wetness level w of the object o is over a threshold, w_{soaked} , i.e., $w \geq w_{soaked}$. The default value for the threshold is $w_{soaked} = 1$, (the object is soaked if it absorbs one or more droplets), a value that can be adapted per object category and model.
Dusty(o)	The dustiness level d of the object o is over a threshold, d_{dusty} , i.e., $d > d_{dusty}$. The default value for the threshold is $d_{dusty} = 0.5$, (half of the dust particles have been cleaned), a value that can be adapted per object category and model.
Stained(o)	The stain level s of the object o is over a threshold, $s_{stained}$, i.e., $s > s_{stained}$. The default value for the threshold is $s_{stained} = 0.5$, (half of the stain particles have been cleaned), a value that can be adapted per object category and model.
ToggledOn(o)	Object o is toggled on or off. It is a direct query of the iGibson 2.0 objects' extended state TS , the toggled state.
Sliced(o)	Object o is sliced or not. It is a direct access of the iGibson 2.0 objects' extended state SS , the sliced state.
InFoVOfAgent(o)	Object o is in the field of view of the agent, i.e., at least one pixel of the image acquired by the agent's onboard sensors corresponds to the surface of o .
InHandOfAgent(o)	Object o is grasped by the agent's hands (i.e. assistive grasping is activated on that object).
InReachOfAgent(o)	Object o is within $d_{reach} = 2$ meters away from the agent.
InSameRoomAsAgent(o)	Object o is located in the same room as the agent.

Table A.1: **Logical Predicates:** Description of the discriminative functions

Property of an object category	Required extended object states
Can be Cooked	MaxTemperature, Temperature
Can be Burnt	MaxTemperature, Temperature
Can be Frozen	Temperature
Can be Soaked	WetnessLevel
Can be Dusty	DustinessLevel
Can be Stained	StainLevel
Can be ToggledOn	ToggledState
Can be Sliced	SlicedState
Is a HeatSourceSink	ToggledState
Is a DropletSource	ToggledState

Table A.2: Extended states associated to properties of object categories

Object Model Property	Must be defined if the object category...	Description
Shape		Model of the 3D shape of each link of the object
Weight		Weight of the object
CenterOfMass		Mean position of the matter in the object
MomentOfInertia		Resistance of the object to change its angular velocity
KinematicStructure		Structure of links and joints connecting them in the form of URDF (non-articulated objects are composed of one link)
StableOrientations		A list of stable orientations assuming the object is placed on a flat surface, computed using a 3D geometry library
HeatSourceSinkLink	Is a HeatSourceSink	Virtual (non-colliding) fixed link that generates/absorbs heat
CleaningToolLink	Is a CleaningTool	Fixed link that needs to contact dirt particles for the tool to clean them
DropletSourceLink	Is a DropletSource	Virtual (non-colliding) fixed link that generates droplets
DropletSinkLink	Is a DropletSink	Virtual (non-colliding) fixed link that absorbs droplets
TogglingLink	Can be ToggledOn	Virtual (non-colliding) fixed link that changes the toggled state of the object when contacted
SlicingLink	Is a SlicingTool	Fixed link that changes the sliced state of another object if it contacts it with enough force
RelevantJoints	Can be Open	List of joints that are relevant to indicate whether an object is open

Table A.3: Non-updatable object model properties (annotated)

Object State	Description and Update Rules
Pose	6 DoF pose (position and orientation) of the object in world reference frame, updated by the underlying physics engine.
AABB	Axis-aligned bounding box (coordinates of two opposite corners) of the object in the world reference frame, updated by the underlying physics engine.
JointStates	State of all internal DoFs of the (articulated) object for the structure defined by <code>KinematicStructure</code> , updated by the underlying physics engine.
InContactObjs	List of all objects in physical contact with the object, updated by the underlying physics engine.
InSamePositiveVerticalAxisObjs	List of all objects in the positive vertical axis drawn from the object's center of mass, updated by shooting a ray upwards in the positive z-axis and gather the objects hit by the ray.
InSameNegativeVerticalAxisObjs	List of all objects in the negative vertical axis drawn from the object's center of mass, updated by shooting a ray downwards in the negative z-axis and gather the objects hit by the ray.
InSameHorizontalPlaneObjs	List of all objects in the horizontal plane drawn from the object's center of mass, updated by shooting a number of ray in the x-y plane and gather the objects hit by the rays.
Temperature, T	Object's current temperature in $^{\circ}\text{C}$, updated by detecting if the object is affected by any heat source or heat sink.
MaxTemperature, T_{max}	Maximum temperature of the object reached historically during this simulation run, updated by keeping track of all the <code>Temperature</code> in the history.
WetnessLevel, w	Amount of liquid absorbed by the object corresponding to the number of liquid droplets contacted, updated by detecting if the object is in contact with any liquid droplets.
DustinessLevel, d	Fraction of the initial amount of dust particles that remain on the object's surface, updated by detecting if the particles are in contact with any <code>CleaningTool</code> .
StainLevel, s	Fraction of the initial amount of stain particles that remain on the object's surface, updated by detecting if the particles are in contact with any <code>SoakedCleaningTool</code> .
ToggledState, TS	Binary state indicating if the object is currently on or off, updated by detecting if the agent is in contact with the <code>TogglingLink</code> .
SlicedState, SS	Binary state indicating whether the object has been sliced (irreversible), updated by detecting if the object is in contact with any <code>CleaningTool</code> that exerts a force above a certain threshold F_{sliced} . We assume as default force threshold of $F_{sliced} = 10\text{ N}$, a value that can be configured per object category and model.

Table A.4: Object states maintained by iGibson 2.0

Predicate	Sampling Mechanism
InsideOf(o_1, o_2)	Only InsideOf(o_1, o_2) = True can be sampled. o_1 is randomly sampled within o_2 using the mechanism described in Pose Sampling Algorithm in Sec. A.2. o_1 is guaranteed to be supported fully by a surface and free of collisions with any other object except o_2 .
OnTopOf(o_1, o_2)	Only OnTopOf(o_1, o_2) = True can be sampled. o_1 is randomly sampled on top of o_2 using the mechanism described in Pose Sampling Algorithm in Sec. A.2. o_1 is guaranteed to be supported fully by a surface and free of collisions with any other object except o_2 .
NextTo(o_1, o_2)	Not supported at the moment.
InContactWith(o_1, o_2)	Not supported at the moment.
Under(o_1, o_2)	Only Under(o_1, o_2) = True can be sampled. o_1 is randomly sampled on top of the floor region beneath o_2 using the mechanism described in Pose Sampling Algorithm in Sec. A.2. o_1 is guaranteed to be supported fully by a surface and free of collisions with any other object except the floor.
OnFloor(o_1, o_2)	Only OnFloor(o_1, o_2) = True can be sampled. o_1 is randomly sampled on top of o_2 , which is the floor of a certain room, using the scene’s room segmentation mask. o_1 is guaranteed to be supported fully by a surface and free of collisions with any other object except o_2 .
Open(o)	To sample an object o with the predicate Open(o) = True, a subset of the object’s relevant joints (using the RelevantJoints model property) are selected, and each selected joint is moved to a uniformly random position between the openness threshold and the joint’s upper limit. To sample an object o with the predicate Open(o) = False, all of the object’s relevant joints (using the RelevantJoints model property) are moved to a uniformly random position between the joint’s lower limit and the openness threshold.
Cooked(o)	To sample an object o with the predicate Cooked(o) = True, the object’s MaxTemperature is updated to $\max(T_o^{max}, T_{cooked})$. Similarly, to sample an object o with the predicate Cooked(o) = False, the object’s MaxTemperature is updated to $\min(T_o^{max}, T_{cooked} - 1)$.
Burnt(o)	To sample an object o with the predicate Burnt(o) = True, the object’s MaxTemperature is updated to $\max(T_o^{max}, T_{burnt})$. Similarly, to sample an object o with the predicate Cooked(o) = False, the object’s MaxTemperature is updated to $\min(T_o^{max}, T_{burnt} - 1)$.
Frozen(o)	To sample an object o with the predicate Frozen(o) = True, the object’s Temperature is updated to a uniformly random temperature between $T_{frozen} - 10$ and $T_{frozen} - 50$. To sample an object o with the predicate Frozen(o) = False, the object’s Temperature is updated to $T_{frozen} + 1$.
Soaked(o)	To sample an object o with the predicate Soaked(o) = True, the object’s WetnessLevel w is updated to match the Soaked threshold of w_{soaked} . To sample an object o with the predicate Soaked(o) = False, the object’s WetnessLevel w is updated to 0.
Dusty(o)	To sample an object with Dusty(o) = True, a fixed number (currently 20) of dust particles are randomly placed on the surface of o using the mechanism described in Pose Sampling Algorithm in Sec. A.2. To sample an object with Dusty(o) = False, all dust particles on the object are removed.
Stained(o)	To sample an object with Stained(o) = True, a fixed number (currently 20) of stain particles are randomly placed on the surface of o using the mechanism described in Pose Sampling Algorithm in Sec. A.2. To sample an object with Stained(o) = False, all stain particles on the object are removed.
ToggledOn(o)	The ToggledState of the object is updated to match the required predicate value.
Sliced(o)	The SlicedState of the object is updated to match the required predicate value. Also, the whole object are replaced with the two halves, that will be placed at the same location and inherit the extended states from the whole object (e.g. Temperature).

Table A.5: **Logical Predicates:** Description of the generative functions

A.3 Experimental Setup and Additional Results

In this part we provide the experimental setup for the reinforcement learning and imitation learning experiments described in Sec. 6.

Reinforcement Learning Experiment: The observation space include 128×128 RGB-D images from the onboard sensor on the agent’s head, and proprioceptive information (hand poses in agent’s local frame, and a fraction indicating how much each hand is closed). The action space is 6-dimensional representing the desired linear and angular velocities of the right hand, where the rest of the agent is stationary. For grasping, we adopt the “sticky mitten” simplification from other works [11]: we create a fixed constraint between the hand and the object as soon as they get in contact.

The agent receives a one-time success rate if it satisfies the single predicate (e.g. Cooked(meat)). Additionally, we provide distance-based reward shaping for each experiment to encourage the hand to approach activity-relevant objects, e.g. encourage the hand to approach the meat and the meat to approach to stove. The episode terminates if the agent achieves success or times out (200 timesteps, or equivalently 20 seconds). We train for 10K episodes, evaluate on the same setups, and report the results.

We use Soft Actor-Critic [39] for training. The policy network has two encoders for RGB-D images and proprioceptive information. With RGB-D images as input, we use a 3-layer convolutional neural



Figure A.1: **Reward curves for the five task trained with RL:** We observe steady training progress with different random seeds across all the tasks, except Slicing Fruit. The RL agent struggles to achieve success for that task because it requires a precise alignment between the knife blade and the fruit.




Figure A.2: **A sequence of IL execution of bimanual grasping:** the blue bar indicates that we are replaying the demonstration, and the green bar is indicating the policy is taking over. The sequence shows that we are able to complete the task of placing a heavy object on table by starting at $T - 2s$.

network to encode the image into a 256 dimensional vector. The proprioceptive information is encoded into a 256 dimensional vector with an MLP. The features are concatenated and pass through additional MLP layers to generate the action.

Imitation Learning Experiment: The observation space includes the ground truth poses of the task-relevant objects, and proprioceptive information, the same as the RL setup. In the Bimanual Grasping experiment, task-relevant objects include the cauldron, the table and the agent itself. The agent can control both of its hands with the desired linear and angular velocities, which result in 12 degree of freedom. The grasping action is not learned, but replayed from the human demonstrations.

We collected 1400 state-action pairs from 5 human demos and used behavior cloning to predict the action based on the state. The policy network has two MLP encoders for proprioceptive information and ground truth object poses. The features are concatenated and pass through additional MLP layers to generate the action.

The network is trained until validation loss plateaus, and evaluated on a test set of demonstrations. As discussed in the main paper, the entire task is long horizon (>300 steps) and the policy diverges due to covariate shift [41]. We then evaluate if the policy can successfully perform the task if we initialize the simulator a few seconds before task completion of a successful human demo. The policy achieved 100% success rate if we rewind 1 or 2 seconds from task success, and 60% success rate if we rewind 3 or 4 seconds (see Fig. 5b). We show a successful sequence after rewinding 2 seconds in Fig. A.2.

A.4 Performance Benchmark of iGibson 2.0

To evaluate whether iGibson 2.0 can be used in computationally expensive embodied AI research, we benchmarked the performance (simulation time) and compared with the previous version. The benchmark setup is the same as in Shen et al. [1], which considered an “idle” setup, in which we place a robot (a TurtleBot model) in the scene and run the physics simulation and extended physical state

Simulator	Mean	Max	Min
iGibson 1.0	100	150	68
iGibson 2.0	125	217	73

Table A.6: Simulation Speed Comparison for iGibson 1.0 and iGibson 2.0. The unit is steps per second; each step simulates $\frac{1}{30}$ s.

simulation loop. The benchmark runs on 15 scenes, and statistics are collected. The agent applies zero actions and stays still. We use action time step of $t_a = \frac{1}{30}$ s and physics time step of $t_s = \frac{1}{120}$ s to be consistent with Shen et al. [1]. Both settings are benchmarked on a computer with Intel 5930k CPU and Nvidia GTX 1080 Ti GPU, in a single process setting, rendering 512×512 RGB-D images.

The simulator speed is shown in Table A.6. Although we added many extended physical states, we still achieved a 25% increase in average performance compared with iGibson 1.0 [1]. In iGibson 2.0, the main source of speed up with respect to the previous version of iGibson is obtained from better usage of the object sleeping mechanism, and lazy update of object poses in the renderer. This allows us to simulate much larger scenes with many more objects with extended physical states tracked, and as a result, more diverse everyday household activities.