

On rank statistics of *PageRank* and *MarkovRank**

Yoichi Nishiyama

SCHOOL OF INTERNATIONAL LIBERAL STUDIES, WASEDA UNIVERSITY[†]

nishiyama@waseda.jp

August 15, 2021

Abstract

An important statistic in analyzing some (finite) network data, called *PageRank*, and a related new statistic, which we call *MarkovRank*, are studied in this paper. The *PageRank* was originally developed by the cofounders of *Google*, Sergey Brin and Larry Page, to optimize the ranking of websites for their search engine outcomes, and it is computed using an iterative algorithm, based on the idea that nodes with a larger number of incoming edges are more important.

The aim of this paper is to analyze the common features and some significant differences between the *PageRank* and the new Rank. A common merit of the two Ranks is that both statistics can be easily computed by either the mathematical computation or the iterative algorithm. According to the analysis of some examples, these two statistics seem to return somewhat different values, but the resulting rank statistics of both statistics are not far away from each other. One of the differences is that only *MarkovRank* has the property that its rank statistic does not depend on any tuning parameter, and it is determined only through the adjacency matrix for given network data. Moreover, it is also shown that the rank statistic of *MarkovRank* is identical to or “finer than” that of the stationary distribution vector of the corresponding Markov chain (with finite state space) whenever the Markov chain is regular. Thus, *MarkovRank* may have a potential to play a similar role to the well established *PageRank* from a practical point of view, not only commonly with light computational tasks, but also with some new theoretical validity.

1 Introduction

This paper is concerned with an important statistic, called *PageRank*, appearing in the analysis of (finite) network data. The *PageRank* was originally developed by the cofounders of *Google*, Sergey Brin and Larry Page, to optimize the ranking of websites for their search engine outcomes (Brin and Page (1998)). It is computed using an iterative algorithm, based on the idea that nodes with a larger number of incoming edges are more important. Intuitively, we can think of incoming edges as votes of support. For example, in the Twitter data analysis treated in the last section of this paper, if the Twitter account of a politician is followed by another politician whose account has many followers, it receives a larger *PageRank* than it would if followed by a politician with fewer followers. See Langville and Meyer (2011) and Section 5.2.4 of Imai (2017) for more details.

In this paper, a new variation of the *PageRank*, which we call *MarkovRank*, is proposed. We aim at analyzing the common features and some significant differences between the two Ranks. A common feature is that almost the same type of mathematical methods and iterative algorithms are available in their computations. It should be noted that both of the sums of *PageRank* and *MarkovRank* values across all nodes equal 1, and that the two Ranks are actually the normalized eigenvectors corresponding to the eigenvalue 1 for some (different) transition matrices respectively, assuming that the corresponding Markov chains generated by the transition matrices, respectively, are regular; the assumption holds true for typical choices of tuning parameters. We analyze some examples to conclude these two statistics return somewhat different values and

*Keyword: *PageRank*; network analysis; rank statistics; Markov chain; *MarkovRank*.

[†]1-6-1 Nishi-Waseda, Shinjuku-ku, Tokyo 169-8050, JAPAN.

that the resulting rank statistics are not far away from each other. However, we will show that only the rank statistic of MarkovRank does not depend on the tuning parameter, and it is determined only through the adjacency matrix for given (finite) network data. Moreover, it will also be shown that the rank statistics of MarkovRank, which are “invariant” over tuning parameters, is finer than or identical to that of the stationary distribution vector of the corresponding Markov chain (with finite state space) whenever the Markov chain is regular. Here, we say the rank statistics of a vector $\mathbf{x} = (x_1, \dots, x_n)^T$ is *finer* than that of another vector $\mathbf{y} = (y_1, \dots, y_n)^T$ if it holds for any $i, j \in \{1, \dots, n\}$ that $\text{rank}(\mathbf{y})_i \leq \text{rank}(\mathbf{y})_j$ if $\text{rank}(\mathbf{x})_i \leq \text{rank}(\mathbf{x})_j$; we say the rank statistics of two vectors \mathbf{x} and \mathbf{y} are *identical* if both \mathbf{x} and \mathbf{y} are finer than the other.

Therefore, MarkovRank may play a similar role to the (well established) PageRank from a practical point of view, not only commonly with light computational tasks, but also with some theoretical validity that is newly confirmed in the current paper. Although there are huge literature dealing with PageRank and related statistics, the *invariant property* of rank statistics for the PageRank type statistics developed in this paper is novel.

2 Markov chains — The origin of the idea for “PageRank”

Let M be the $(n \times n)$ transition matrix of an n -dimensional Markov chain $\{\mathbf{x}_k\}_{k=0,1,2,\dots}$; that is, $M_{ij} \geq 0$ and $\sum_{i=1}^n M_{ij} = 1$ for every $j = 1, \dots, n$, and each \mathbf{x}_k is an n -dimensional vector. The Markov chain $\{\mathbf{x}_k\}_{k=0,1,2,\dots}$ is generated by the recurrence equation

$$\mathbf{x}_k = M\mathbf{x}_{k-1}, \quad k = 1, 2, \dots,$$

with an initial value $\mathbf{x}_0 = (x_{0,1}, \dots, x_{0,n})^T$. There is a mathematical theory to find $\lim_{k \rightarrow \infty} \mathbf{x}_k$ when the Markov chain is *regular*, in the sense that all the entries of the matrix M^k for some integer $k \geq 1$ are positive, by using the fact that

$$\mathbf{x}_k = M\mathbf{x}_{k-1} = M^2\mathbf{x}_{k-2} = \dots = M^k\mathbf{x}_0, \quad k = 1, 2, \dots$$

2.1 A result from the theory of Markov chains

For example, when the transition matrix M of a 3-dimensional Markov chain $\{\mathbf{x}_k\}_{k=0,1,2,\dots}$ is given by

$$M = \begin{pmatrix} 0.70 & 0.15 & 0.30 \\ 0.20 & 0.80 & 0.20 \\ 0.10 & 0.05 & 0.50 \end{pmatrix},$$

it holds for any initial value $\mathbf{x}_0 = (x_{0,1}, x_{0,2}, x_{0,3})^T$ satisfying $\sum_{i=1}^3 x_{0,i} = 1$ that

$$\mathbf{x}_\infty = \lim_{k \rightarrow \infty} \mathbf{x}_k = \begin{pmatrix} 0.375 \\ 0.500 \\ 0.125 \end{pmatrix}.$$

The limit \mathbf{x}_∞ , called *stationary distribution vector*, is determined only through M , and it does not depend on the choice of the initial value \mathbf{x}_0 . It also holds that the sum of the entries of \mathbf{x}_∞ is 1 as far as that of the initial value \mathbf{x}_0 is 1. This \mathbf{x}_∞ is obtained as the unique, normalized eigenvector corresponding to the eigenvalue 1 of the matrix M .

In general, any $(n \times n)$ transition matrix M , for either regular or non-regular Markov chain, always has the eigenvalue 1. For the unique existence of the stationary distribution vector \mathbf{x}_∞ , the multiplicity of the eigenvalue 1 has to be one, and this condition is satisfied if the Markov chain is regular. See, e.g, Section 9.2 of Anthony and Harvey (2012) for the details.

2.2 A numerical method to find an approximate value of \mathbf{x}_∞

By using R, let us find the stationary distribution vector \mathbf{x}_∞ numerically based on the recurrence equation

$$\mathbf{x}_k = M\mathbf{x}_{k-1}, \quad k = 1, 2, \dots$$

First introduce the transition matrix M , appearing in the above example, in the following way:

```
M <- matrix(c(0.70, 0.20, 0.10, 0.15, 0.80, 0.05, 0.30, 0.20, 0.50), nrow=3, ncol=3)
M
```

```
##      [,1] [,2] [,3]
## [1,]  0.7 0.15 0.3
## [2,]  0.2 0.80 0.2
## [3,]  0.1 0.05 0.5
```

Next introduce the initial value \mathbf{x}_0 as follows:

```
x <- matrix(1/3, nrow=3, ncol=1)
x
```

```
##      [,1]
## [1,] 0.3333333
## [2,] 0.3333333
## [3,] 0.3333333
```

Let us now apply the recurrence equation $\mathbf{x}_k = M\mathbf{x}_{k-1}$ in an iterative way: the loop stops when $\mathbf{x}_k = (x_{k,1}, x_{k,2}, x_{k,3})^T$ satisfies the condition that $\max_{1 \leq i \leq 3} |x_{k,i} - x_{k-1,i}| \leq \epsilon$, with $\epsilon > 0$ being a sufficiently small constant such as $\epsilon = 0.000001$.

```
diff <- 1
while(diff > 0.000001){
  x.pre <- x
  x <- M %*% x
  diff <- max(abs(x-x.pre))
}
x
```

```
##      [,1]
## [1,] 0.3750010
## [2,] 0.4999987
## [3,] 0.1250003
```

The result almost coincides with that obtained by the mathematical method based on the diagonalization of the transition matrix M .

3 “PageRank” in the network analysis

First load a package in R, **igraph**, to perform the analysis of graphical data.

```
library("igraph")
```

3.1 Directed graphs and the network analysis

Let us first draw a *directed graph* which we will analyze as an illustration; an intuitive interpretation of the directed graph will be described later, just after drawing it.

```
n <- 4
adj.mat <- matrix(c(0,1,0,0,1,0,1,1,0,1,0,0,1,0,0,0), nrow=n, ncol=n)
adj.mat      # adjacency matrix
```

```
##      [,1] [,2] [,3] [,4]
## [1,]    0    1    0    1
## [2,]    1    0    1    0
## [3,]    0    1    0    0
## [4,]    0    1    0    0
```

Notice that the sums of each row and column of the adjacency matrix are the *out-degree* and *in-degree* of the directed graph, respectively.

```
rowSums(adj.mat)  # out-degree
```

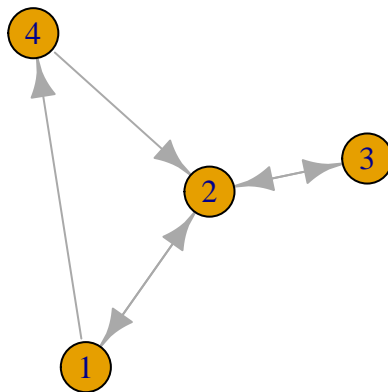
```
## [1] 2 2 1 1
```

```
colSums(adj.mat)  # in-degree
```

```
## [1] 1 3 1 1
```

The function `graph.adjacency()` from the package **igraph** transforms the adjacency matrix into a format for the analysis of (directed) graphs. Actually, we can easily draw a figure of the directed graph by using the function `plot()`.

```
adj.ga <- graph.adjacency(adj.mat, mode="directed")
plot(adj.ga, vertex.size=30)
```



An intuitive interpretation of the above network is the following:

- The person 1 follows the tweets of the persons 2 and 4;
- The person 2 does those of the persons 1 and 3;
- The person 3 does those of the person 2;
- The person 4 does those of the person 2.

Such information of the network is contained in the *adjacency matrix* A given by

$$A = \begin{pmatrix} 0 & 1 & 0 & 1 \\ 1 & 0 & 1 & 0 \\ 0 & 1 & 0 & 0 \\ 0 & 1 & 0 & 0 \end{pmatrix},$$

where

$$A_{ij} = \begin{cases} 1, & \text{if the person } i \text{ follows the tweets of the person } j, \\ 0, & \text{otherwise.} \end{cases}$$

Looking at each column of the matrix A , we find that the person 2 is followed by three persons, while the others are followed only by one person, respectively. Thus, we can easily imagine that the Twitter account of the person 2 is more popular than the others.

Now, let B be the diagonal matrix whose (i, i) entry is the out-degree of the node i ; that is,

$$B = \begin{pmatrix} 2 & 0 & 0 & 0 \\ 0 & 2 & 0 & 0 \\ 0 & 0 & 1 & 0 \\ 0 & 0 & 0 & 1 \end{pmatrix}.$$

Then, the matrix

$$M = A^T B^{-1} = \begin{pmatrix} 0 & 1 & 0 & 0 \\ 1 & 0 & 1 & 1 \\ 0 & 1 & 0 & 0 \\ 1 & 0 & 0 & 0 \end{pmatrix} \begin{pmatrix} 1/2 & 0 & 0 & 0 \\ 0 & 1/2 & 0 & 0 \\ 0 & 0 & 1 & 0 \\ 0 & 0 & 0 & 1 \end{pmatrix} = \begin{pmatrix} 0 & 1/2 & 0 & 0 \\ 1/2 & 0 & 1 & 1 \\ 0 & 1/2 & 0 & 0 \\ 1/2 & 0 & 0 & 0 \end{pmatrix}$$

is a transition one; actually, all entries are non-negative and the sum of each column is 1.

Let an initial vector $\mathbf{p}_0 = (p_{0,1}, \dots, p_{0,n})^T$ be given, and let us consider the meaning of “ $M\mathbf{p}_0$ ”. As a follower of the Twitter in the current network, the person i is assigned the point $p_{0,i}$; this person contributes or votes the point $\frac{1}{m}p_{0,i}$ equally to each of the m persons whom he/she is following. Therefore, the (j, i) entry of M may be regarded to represent the proportion of the contribution or vote of the person i having the total point $p_{0,i}$ to the Twitter account of the person j .

We then obtain the vector $\mathbf{p}_1 = M\mathbf{p}_0$. Repeating this procedure k times, we obtain $\mathbf{p}_k = (p_{k,1}, \dots, p_{k,n})^T$. If $p_{k,i}$ is large, the person i is considered to be followed by many persons, and it means that the person i is important in this network. If the person j is followed by an important person i , he/she should get a high value of “PageRank (PR)”.

It may be helpful for getting better understanding of the role of M to observe the relationship between $\mathbf{p}_{k-1} = (p_{k-1,1}, p_{k-1,2}, p_{k-1,3}, p_{k-1,4})^T$ and $\mathbf{p}_k = (p_{k,1}, p_{k,2}, p_{k,3}, p_{k,4})^T$ given by

$$\begin{pmatrix} p_{k,1} \\ p_{k,2} \\ p_{k,3} \\ p_{k,4} \end{pmatrix} = \begin{pmatrix} (1/2)p_{k-1,2} \\ (1/2)p_{k-1,1} & +p_{k-1,3} & +p_{k-1,4} \\ (1/2)p_{k-1,2} \\ (1/2)p_{k-1,1} \end{pmatrix} = \begin{pmatrix} 0 & 1/2 & 0 & 0 \\ 1/2 & 0 & 1 & 1 \\ 0 & 1/2 & 0 & 0 \\ 1/2 & 0 & 0 & 0 \end{pmatrix} \begin{pmatrix} p_{k-1,1} \\ p_{k-1,2} \\ p_{k-1,3} \\ p_{k-1,4} \end{pmatrix}.$$

The person 2 would be an important person who gets a high PR, because he/she receives some points from all the three other persons. The persons 1 and 3, who receive the half of the point of the (important) person 2 respectively, would get higher PR than the person 4, who receive only the half of the point of the person 1.

We intend to find the $(n \times 1)$ vector \mathbf{p}_∞ given by

$$\mathbf{p}_\infty = \lim_{k \rightarrow \infty} \mathbf{p}_k = \lim_{k \rightarrow \infty} M^k \mathbf{p}_0,$$

with some (actually, any) initial value $\mathbf{p}_0 = (p_{0,1}, \dots, p_{0,n})^T$ such that $\sum_{i=1}^n p_{0,i} = 1$.

In the current case, since all the out-degrees are positive (thus the matrix B is invertible), and the Markov chain generated by the transition matrix $M = A^T B^{-1}$ is regular (because all entries of the matrix M^5 are indeed positive), we can apply the usual theory of Markov chains; the mathematical computation based on the diagonalization of M is possible, and a numerical computation based on the recurrence equation also works well in the current case. Here, let us observe the latter.

```

n <- nrow(adj.mat)
M <- t(adj.mat) %*% diag(1/rowSums(adj.mat), nrow=n, ncol=n)
M

##      [,1] [,2] [,3] [,4]
## [1,] 0.0 0.5 0 0
## [2,] 0.5 0.0 1 1
## [3,] 0.0 0.5 0 0
## [4,] 0.5 0.0 0 0

p <- matrix(1/n, nrow=n, ncol=1)
diff <- 1
while(diff > 0.000001){
  p.pre <- p
  p <- M %*% p
  diff <- max(abs(p-p.pre))
}
as.vector(p)

## [1] 0.2222225 0.4444442 0.2222225 0.1111109

```

3.2 Defining a variation of “PageRank”

Let us turn to the discussion on the general situation for the network of n nodes. When the out-degrees of all nodes are positive, a version of “PageRank (PR)” can be defined by

$$\text{"PR"} = \lim_{k \rightarrow \infty} \mathbf{p}_k = \lim_{k \rightarrow \infty} M^k \mathbf{p}_0,$$

where

$$M = A^T B^{-1},$$

with some (actually, any) initial value \mathbf{p}_0 such that $\sum_{i=1}^n p_{0,i} = 1$.

However, since some of the out-degrees may be zero (i.e., some person may not follow any other person’s tweets), the matrix B may not be invertible; thus we may not be able to introduce the transition matrix “ $M = A^T B^{-1}$ ” in general cases. The idea just replacing B^{-1} with the generalized inverse B^- is not sufficient, because, even though we have $BB^-B = B$, this equality is not sufficiently helpful for making $A^T B^-$ a transition matrix. We therefore introduce an alternative definition of the transition matrix \widetilde{M} , which coincides with M if B is invertible, given by

$$\widetilde{M} = A^T B^- + \frac{1}{n} \mathbf{1}(\mathbf{I} - BB^-),$$

where $\mathbf{1}$ denotes the $(n \times n)$ matrix whose all entries are 1. The above definition of \widetilde{M} might look difficult to understand at first sight. However, what is done there would be easily understood once one observes a concrete example; if unfortunately the matrix B is not invertible, like

$$A = \begin{pmatrix} 0 & 1 & 0 & 1 \\ 1 & 0 & 1 & 0 \\ 0 & 1 & 0 & 0 \\ 0 & 0 & 0 & 0 \end{pmatrix} \quad \text{and} \quad B = \begin{pmatrix} 2 & 0 & 0 & 0 \\ 0 & 2 & 0 & 0 \\ 0 & 0 & 1 & 0 \\ 0 & 0 & 0 & 0 \end{pmatrix},$$

since the matrix $A^T B^-$, such as

$$\begin{pmatrix} 0 & 1 & 0 & 0 \\ 1 & 0 & 1 & 0 \\ 0 & 1 & 0 & 0 \\ 1 & 0 & 0 & 0 \end{pmatrix} \begin{pmatrix} 1/2 & 0 & 0 & 0 \\ 0 & 1/2 & 0 & 0 \\ 0 & 0 & 1 & 0 \\ 0 & 0 & 0 & 0 \end{pmatrix} = \begin{pmatrix} 0 & 1/2 & 0 & 0 \\ 1/2 & 0 & 1 & 0 \\ 0 & 1/2 & 0 & 0 \\ 1/2 & 0 & 0 & 0 \end{pmatrix},$$

is not a transition one, the matrix $\frac{1}{n}\mathbf{1}(I - BB^-)$, such as

$$\frac{1}{4} \begin{pmatrix} 1 & 1 & 1 & 1 \\ 1 & 1 & 1 & 1 \\ 1 & 1 & 1 & 1 \\ 1 & 1 & 1 & 1 \end{pmatrix} \begin{pmatrix} 0 & 0 & 0 & 0 \\ 0 & 0 & 0 & 0 \\ 0 & 0 & 0 & 0 \\ 0 & 0 & 0 & 1 \end{pmatrix} = \frac{1}{4} \begin{pmatrix} 0 & 0 & 0 & 1 \\ 0 & 0 & 0 & 1 \\ 0 & 0 & 0 & 1 \\ 0 & 0 & 0 & 1 \end{pmatrix},$$

should be added to $A^T B^-$ to obtain the transition matrix \widetilde{M} ; that is,

$$\widetilde{M} = A^T B^- + \frac{1}{n}\mathbf{1}(I - BB^-) = \begin{pmatrix} 0 & 1/2 & 0 & 0 \\ 1/2 & 0 & 1 & 0 \\ 0 & 1/2 & 0 & 0 \\ 1/2 & 0 & 0 & 0 \end{pmatrix} + \begin{pmatrix} 0 & 0 & 0 & 1/4 \\ 0 & 0 & 0 & 1/4 \\ 0 & 0 & 0 & 1/4 \\ 0 & 0 & 0 & 1/4 \end{pmatrix} = \begin{pmatrix} 0 & 1/2 & 0 & 1/4 \\ 1/2 & 0 & 1 & 1/4 \\ 0 & 1/2 & 0 & 1/4 \\ 1/2 & 0 & 0 & 1/4 \end{pmatrix}.$$

Note that \widetilde{M} is close to $A^T B^-$ when n is large. An important remark toward computer programming is that the matrix \widetilde{M} can be obtained also in the following way:

1. Given an $(n \times n)$ adjacency matrix A , replace each zero row of A by one row, say, $(1, \dots, 1)$, to create the new matrix $\widetilde{A} = (\widetilde{a}_{ij})_{(i,j) \in \{1, \dots, n\}^2}$.
2. Introducing the diagonal matrix \widetilde{B} whose (i, i) entry is $\sum_{j=1}^n \widetilde{a}_{ij}$, which is not zero anymore, we define $\widetilde{M} = \widetilde{A}^T \widetilde{B}^{-1}$.

So far we have discussed how to define PageRank and its variation based on the recurrent equation

$$\mathbf{p}_k = \widetilde{M} \mathbf{p}_{k-1}, \quad k = 1, 2, \dots,$$

with an initial value, say, $\mathbf{p}_0 = (1/n, \dots, 1/n)^T$. However, since it is preferable to avoid any iterative argument to provide the definition of a new object in general, we shall adopt a mathematical method to define those statistics, here.

Definition 1: For a given constant $\alpha \in (0, 1]$, when the multiplicity of the eigenvalue 1 for the transition matrix

$$\widetilde{M}^\alpha = \alpha \widetilde{M} + \frac{(1 - \alpha)}{n} \mathbf{1} = \alpha \widetilde{A}^T \widetilde{B}^{-1} + \frac{(1 - \alpha)}{n} \mathbf{1}$$

is one, we define

$$\alpha\text{-PageRank} = \mathbf{p}^\alpha = \frac{1}{\sum_{i=1}^n v_i^\alpha} \mathbf{v}^\alpha,$$

where $\mathbf{v}^\alpha = (v_1^\alpha, \dots, v_n^\alpha)^T$ is the real part of any eigenvector corresponding to the eigenvalue 1.

Notice that the multiplicity of the eigenvalue 1 for the matrix \widetilde{M}^α is always one if $\alpha \in (0, 1)$, because the Markov chain with the transition matrix \widetilde{M}^α is regular, and that in this case the eigenvector \mathbf{v}^α corresponding to the eigenvalue 1 is unique up to a multiplicative scalar. This is not always true for $\alpha = 1$. However, it is still possible to write a programming code to compute the 1-PageRank by excluding only the cases where the multiplicity of the eigenvalue 1 is more than one from all possible cases of 1-PageRank. In practice, however, the constant α is often taken as 0.85.

This method is implemented in R not using any iterative algorithm in the following way.

```
PageRank <- function(adj,alpha){
  if((any(adj<0) | nrow(adj)!=ncol(adj))|(alpha <= 0 | alpha > 1)){
    print("Input a square matrix whose all entries are non-negative")
    print("Input a constant such that 0 < alpha <= 1 into the second argument")
  }else{
    n <- nrow(adj)
    for(i in 1:n){adj[i,] <- adj[i,] +(all(adj[i,]==0))}
```

```

M <- alpha*t(adj)%*%diag(1/rowSums(adj),n) + (1-alpha)/n
eigen.one <- Re(eigen(M)$values) > 0.99999
V <- Re(eigen(M)$vectors[,eigen.one])
if(sum(eigen.one) > 1){
  print("The multiplicity of the eigenvalue 1 is not one")
}else{
  V/sum(V)
}
}

```

Now, we also introduce a new statistic, which we call *MarkovRank*, in the following way.

1. Given an $(n \times n)$ adjacency matrix A , replace each zero row of A by one row, say, $(1, \dots, 1)$, to create the new matrix $\tilde{A} = (\tilde{a}_{ij})_{(i,j) \in \{1, \dots, n\}^2}$.
2. For a given constant $\epsilon \in [0, 1]$, create the new $((n+1) \times (n+1))$ matrix $\hat{A}^\epsilon = (\hat{a}_{ij}^\epsilon)_{(i,j) \in \{1, \dots, n+1\}^2}$ by:

$$\begin{aligned} \hat{a}_{ij}^\epsilon &= \tilde{a}_{ij}, \quad \forall (i, j) \in \{1, \dots, n\}^2; \\ \hat{a}_{i, n+1}^\epsilon &= \frac{\epsilon}{2} \frac{\sum_{j=1}^n \tilde{a}_{ij}}{\sum_{i=1}^n \sum_{j=1}^n \tilde{a}_{ij}}, \quad \forall i \in \{1, \dots, n\}; \\ \hat{a}_{n+1, j}^\epsilon &= 1, \quad \forall j \in \{1, \dots, n\}; \quad \hat{a}_{n+1, n+1}^\epsilon = 0. \end{aligned}$$

Based on the above preliminary, we shall provide the definition.

Definition 2: For a given constant $\epsilon \in [0, 1]$, when the multiplicity of the eigenvalue 1 for the transition matrix

$$\hat{M}^\epsilon = (\hat{A}^\epsilon)^T (\hat{B}^\epsilon)^{-1},$$

where \hat{B}^ϵ is the $((n+1) \times (n+1))$ diagonal matrix whose (i, i) entry is the sum of i -th row of \hat{A}^ϵ , is one, we define

$$\epsilon\text{-MarkovRank} = \mathbf{m}^\epsilon = \frac{1}{\sum_{i=1}^n v_i^\epsilon} (v_1^\epsilon, \dots, v_n^\epsilon)^T,$$

where $\mathbf{v}^\epsilon = (v_1^\epsilon, \dots, v_n^\epsilon, v_{n+1}^\epsilon)^T$ is the real part of any eigenvector corresponding to the eigenvalue 1.

Notice again that, for any $\epsilon \in (0, 1]$, the multiplicity of the eigenvalue 1 for the matrix \hat{M}^ϵ is always one, because the Markov chain with the transition matrix \hat{M}^ϵ is regular owing to the fact that all entries of $(\hat{M}^\epsilon)^3$ are positive, and that in this case the eigenvector \mathbf{v}^ϵ corresponding to the eigenvalue 1 is unique up to a multiplicative scalar. This is not always true for $\epsilon = 0$. Therefore, 0-MarkovRank is not always well defined because the eigenvector corresponding to the eigenvalue 1 may not be unique (even up to a multiplicative scalar), although writing a programming code including the computation of the 0-MarkovRank is still possible by the same reason as above. However, it is not practically wise to use ϵ -MarkovRank for ϵ being zero or very close to zero. Although the current paper intends to recommend 1-MarkovRank, we also analyze this issue on non-regular cases appearing in case of $\epsilon = 0$, in order to show that the rank statistics of ϵ -MarkovRanks are invariant all over $\epsilon \in (0, 1]$ in any cases, and all over $\epsilon \in [0, 1]$ in the case where the Markov chain generated by the transition matrix \hat{M} is regular.

The above statistic is also implemented in R, as follows.

```

MarkovRank <- function(adj, epsilon){
  if((any(adj<0) | nrow(adj)!=ncol(adj))|((epsilon > 1 | epsilon < 0))){
    print("Input a square matrix whose all entries are non-negative")
    print("Input a constant such that 0 <= epsilon <= 1 into the second argument")
  }else{

```



```

n <- nrow(adj)
for(i in 1:n){adj[i,] <- adj[i,] +(all(adj[i,]==0))}
A <- rbind(cbind(adj,matrix(0.5*epsilon*rowSums(adj)/sum(adj),n,1)),
          matrix(c(rep(1,n),0),1,n+1))
M <- t(A)%*%diag(1/rowSums(A),n+1)
eigen.one <- Re(eigen(M)$values) > 0.99999
V <- Re(eigen(M)$vectors[,eigen.one])
if(sum(eigen.one) > 1){
  print("The multiplicity of the eigenvalue 1 is not one")
}else{
  V[1:n]/sum(V[1:n])
}
}

```

By the way, the PageRank has already been implemented as the function `page.rank()` in the package `igraph` in R, and let us prepare to utilize it by introducing the function `PageRank.igraph()`.

```

PageRank.igraph <- function(adj){
  A.ga <- graph.adjacency(adj,mode="directed")
  page.rank(A.ga)$vector
}

```

Now the functions `PageRank()` and `PageRank.igraph()` to compute PageRank and `MarkovRank()` to compute MarkovRank are ready. Here, turning back to the original example given in the previous subsection, let us first use these functions for double checking PageRank and MarkovRank for the example of the network in the case where B is invertible.

```
PageRank.igraph(adj.mat)
```

```
## [1] 0.2199138 0.4292090 0.2199138 0.1309634
```

```
PageRank(adj.mat,0.85)
```

```
## [1] 0.2199138 0.4292090 0.2199138 0.1309634
```

```
PageRank(adj.mat,0.9)
```

```
## [1] 0.2205707 0.4346017 0.2205707 0.1242568
```

```
PageRank(adj.mat,0.999)
```

```
## [1] 0.2222037 0.4443518 0.2222037 0.1112408
```

```
PageRank(adj.mat,1)
```

```
## [1] 0.2222222 0.4444444 0.2222222 0.1111111
```

```
MarkovRank(adj.mat,0)
```

```
## [1] 0.2222222 0.4444444 0.2222222 0.1111111
```

```
MarkovRank(adj.mat,0.1)
```

```
## [1] 0.2220704 0.4436754 0.2220704 0.1121837
```

```
MarkovRank(adj.mat,1)
```

```
## [1] 0.2209141 0.4369806 0.2209141 0.1211911
```

Notice that the numerical result given at the end of previous subsection, based on the recurrence equation, almost coincides with those of `PageRank(adj.mat,1)` and `MarkovRank(adj.mat,0)`, as we expected.

Here let us list up six facts, some of which will be observed in the following sections; the most of these facts can be proved mathematically as well. Let A be the adjacency matrix of a given (finite) network.

1. `PageRank(A, α)` is always well defined for $\alpha \in (0, 1)$.
2. `MarkovRank(A, ϵ)` is always well defined for $\epsilon \in (0, 1]$.
3. If the multiplicity of the eigenvalue 1 of the matrix \widetilde{M} is one, then either of `PageRank($A, 1$)` and `MarkovRank($A, 0$)` is well defined. In this case both vectors are identical to the unique, normalized eigenvector $\widetilde{\mathbf{x}}_\infty$ corresponding to the eigenvalue 1 for the matrix \widetilde{M} , and it holds that `PageRank(A, α)` converges to `PageRank($A, 1$)` ($= \widetilde{\mathbf{x}}_\infty$), as $\alpha \uparrow 1$, and that `MarkovRank(A, ϵ)` converges to `MarkovRank($A, 0$)` ($= \widetilde{\mathbf{x}}_\infty$), as $\epsilon \downarrow 0$.
4. The rank statistics of `PageRank(A, α)` may vary over $\alpha \in (0, 1)$.
5. The rank statistics of `MarkovRank(A, ϵ)`, $\epsilon \in (0, 1]$, are (theoretically) identical. However, it should be warned that the behavior of `MarkovRank(A, ϵ)` with ϵ being very close to zero may be (numerically) unstable when the Markov chain generated by the transition matrix \widetilde{M} is not regular.
6. If the Markov chain generated by the transition matrix \widetilde{M} is regular, then the rank statistics of `MarkovRank(A, ϵ)`, $\epsilon \in (0, 1]$, which are (indeed) identical, are finer than that of $\widetilde{\mathbf{x}}_\infty$ ($= \text{PageRank}(A, 1) = \text{MarkovRank}(A, 0)$); all these statistics behave stably.

The value $\alpha = 0.85$ has often been used for α -PageRank in practice. However, based on the above facts (especially the facts 5 and 6), we would propose to use the rank statistics of ϵ -MarkovRank for $\epsilon = 1$ (and thus for *any* $\epsilon \in (0, 1]$ that is not too close to zero) as a (probably, right) rank statistic for given (general) network data. This is also because the latter are finer than the rank statistic of the stationary distribution vector \mathbf{x}_∞ of the Markov chain corresponding to the original network with the adjacency matrix A , whenever $M = A^T B^{-1}$ exists and the Markov chain is regular.

4 Example 1 (A case where B is not invertible)

In this section, let us analyze an artificial data in the case where B is not an invertible matrix. Let us first define the adjacency matrix A .

```
n <- 6
adj1 <- matrix(c(0,1,0,0,0,0,
                 1,0,1,1,0,0,
                 0,0,0,0,1,0,
                 1,0,0,0,1,0,
                 1,0,1,0,0,0,
                 1,0,0,0,0,0), nrow=n, ncol=n)
adj1 # adjacency matrix
```

```
##      [,1] [,2] [,3] [,4] [,5] [,6]
## [1,]    0    1    0    1    1    1
## [2,]    1    0    0    0    0    0
## [3,]    0    1    0    0    1    0
```

```
## [4,] 0 1 0 0 0 0
## [5,] 0 0 1 1 0 0
## [6,] 0 0 0 0 0 0
```

```
rowSums(adj1) # out-degree
```

```
## [1] 4 1 2 1 2 0
```

```
colSums(adj1) # in-degree
```

```
## [1] 1 3 1 2 2 1
```

Since the out-degree of one of the nodes is zero, the matrix B is not invertible in the current case. However, we have defined the PageRank and MarkovRank based on the transition matrix \widetilde{M} rather than “ $A^T B^{-1}$ ”. Let us compare the two Ranks for this network data.

```
PageRank.igraph(adj1)
```

```
## [1] 0.26186689 0.26300737 0.09549045 0.15113717 0.13454078 0.09395734
```

```
PageRank(adj1,0.85)
```

```
## [1] 0.26186689 0.26300737 0.09549045 0.15113717 0.13454078 0.09395734
```

```
PageRank(adj1,0.9)
```

```
## [1] 0.27051626 0.26685259 0.08952441 0.15039057 0.13150107 0.09121509
```

```
PageRank(adj1,1)
```

```
## [1] 0.28846154 0.27403846 0.07692308 0.14903846 0.12500000 0.08653846
```

```
MarkovRank(adj1,0)
```

```
## [1] 0.28846154 0.27403846 0.07692308 0.14903846 0.12500000 0.08653846
```

```
MarkovRank(adj1,10^{-7})
```

```
## [1] 0.28846154 0.27403846 0.07692308 0.14903846 0.12500000 0.08653846
```

```
MarkovRank(adj1,10^{-5})
```

```
## [1] 0.28846148 0.27403844 0.07692312 0.14903847 0.12500002 0.08653847
```

```
MarkovRank(adj1,0.1)
```

```
## [1] 0.28789019 0.27382451 0.07732932 0.14907766 0.12521127 0.08666706
```

```
MarkovRank(adj1,1)
```

```
## [1] 0.28293661 0.27193053 0.08083711 0.14942781 0.12703084 0.08783709
```

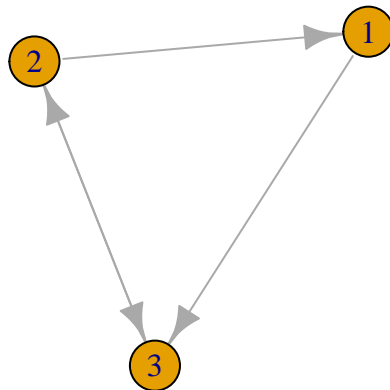
Noting that the in-degree of the node 2 is three, and that the in-degree of the node 1 is merely one, one might expect that the node 2 would get much higher PageRank values than the node 1. However, both Ranks actually give as high values for the node 1 as those for the node 2. Observing the adjacency matrix carefully, we find that the node 1 is “followed” by the (important) node 2, and this fact seems the reason why the PageRank and MarkovRank values for the node 1 are so high.

In this example, it holds that all the rank statistics of $\text{PageRank}(A, 1)$, $\text{PageRank}(A, 0.9)$, $\text{MarkovRank}(A, \epsilon)$ for $\epsilon \in [0, 1]$, are identical, but there is no general relationship between them and that of $\text{PageRank}(A, 0.85)$.

5 Example 2 (Some toy examples)

In this section, we present some more artificial examples.

5.1 Example (A)



```
##      [,1] [,2] [,3]
## [1,]    0    0    1
## [2,]    1    0    1
## [3,]    0    1    0
```

The Markov chain generated by the transition matrix $\widetilde{M} = M$ is regular; in fact, all entries of M^5 are positive.

```
PageRank.igraph(A)
```

```
## [1] 0.2148106 0.3877897 0.3973997
```

```
PageRank(A,0.85)
```

```
## [1] 0.2148106 0.3877897 0.3973997
```

```
PageRank(A,0.999999)
```

```
## [1] 0.2000001 0.3999999 0.4000000
```

```
PageRank(A,0.9999999)
```

```
## [1] 0.2 0.4 0.4
```

```
PageRank(A,1)
```

```
## [1] 0.2 0.4 0.4
```

```
MarkovRank(A,0)
```

```
## [1] 0.2 0.4 0.4
```

```
MarkovRank(A,10-6)
```

```
## [1] 0.2 0.4 0.4
```

```
MarkovRank(A,10-5)
```

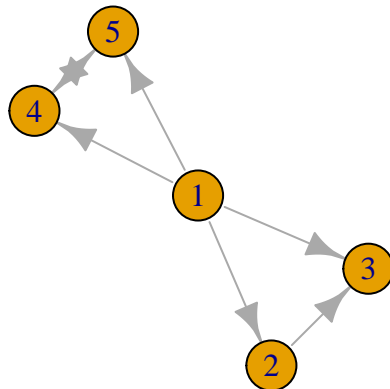
```
## [1] 0.2000001 0.3999999 0.4000000
```

```
MarkovRank(A,1)
```

```
## [1] 0.2108108 0.3909910 0.3981982
```

The rank statistics of $\text{PageRank}(A, \alpha)$ for $\alpha \in [0.85, 0.999999]$ and $\text{MarkovRank}(A, \epsilon)$ for $\epsilon \in [10^{-5}, 1]$ are identical, and they are finer than those of $\text{PageRank}(A, 0.9999999)$, $\text{PageRank}(A, 1) = \text{MarkovRank}(A, 0)$ and $\text{MarkovRank}(A, 10^{-6})$.

5.2 Example (B)



```
##      [,1] [,2] [,3] [,4] [,5]
## [1,]    0    1    1    1    1
## [2,]    0    0    1    0    0
## [3,]    0    0    0    0    0
## [4,]    0    0    0    0    1
## [5,]    0    0    0    1    0
```

The Markov chain generated by the transition matrix $\widetilde{M}(\neq M)$ is not regular; indeed, for any $k \geq 1$ some entries of the 4th and 5th columns of \widetilde{M}^k are zero. However, the multiplicity of the eigenvalue 1 of the matrix \widetilde{M} is one.

```
PageRank.igraph(A)
```

```
## [1] 0.04849122 0.05879560 0.10877186 0.39197066 0.39197066
```

```
PageRank(A,0.85)
```

```
## [1] 0.04849122 0.05879560 0.10877186 0.39197066 0.39197066
```

```
PageRank(A,1-10^{-15})
```

```
## [1] 3.566754e-16 5.337999e-16 9.851034e-16 5.000000e-01 5.000000e-01
```

```
PageRank(A,1-10^{-16})
```

```
## [1] 7.279089e-17 1.358763e-16 -6.793817e-17 5.000000e-01 5.000000e-01
```

```
PageRank(A,1)
```

```
## [1] 2.426363e-18 -3.882181e-17 2.474890e-16 5.000000e-01 5.000000e-01
```

```
MarkovRank(A,0)
```

```
## [1] 2.426363e-18 -3.882181e-17 2.474890e-16 5.000000e-01 5.000000e-01
```

```
MarkovRank(A,10^{-15})
```

```
## [1] -7.973126e-17 -2.011681e-16 -3.238316e-16 5.000000e-01 5.000000e-01
```

```
MarkovRank(A,10^{-14})
```

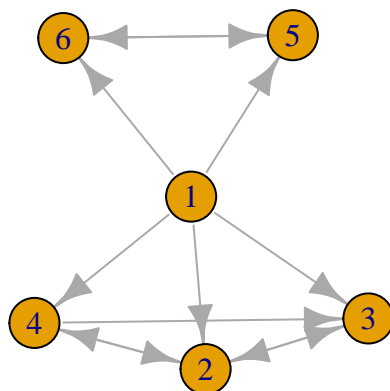
```
## [1] 2.900991e-16 3.324180e-16 6.304903e-16 5.000000e-01 5.000000e-01
```

```
MarkovRank(A,1)
```

```
## [1] 0.01499916 0.01859896 0.03645396 0.46497396 0.46497396
```

The rank statistics of $\text{PageRank}(A, \alpha)$ for $\alpha \in [0.85, 1 - 10^{-15}]$ and $\text{MarkovRank}(A, \epsilon)$ for $\epsilon \in [10^{-14}, 1]$ are identical. However, $\text{PageRank}(A, 1 - 10^{-16})$, $\text{PageRank}(A, 1) = \text{MarkovRank}(A, 0)$ and $\text{MarkovRank}(A, 10^{-15})$ return unstable values, containing negative values.

5.3 Example (C)



```
##      [,1] [,2] [,3] [,4] [,5] [,6]
## [1,]    0    1    1    1    1    1
## [2,]    0    0    1    1    0    0
## [3,]    0    1    0    0    0    0
## [4,]    0    1    1    0    0    0
## [5,]    0    0    0    0    0    1
## [6,]    0    0    0    0    1    0
```

The multiplicity of the eigenvalue 1 of the matrix $\widetilde{M} = M$ is two. The Markov chain generated by the transition matrix \widetilde{M} is necessarily non-regular.

```
PageRank.igraph(A)
```

```
## [1] 0.0250000 0.2531579 0.1950000 0.1368421 0.1950000 0.1950000
```

```
PageRank(A,0.85)
```

```
## [1] 0.0250000 0.2531579 0.1950000 0.1368421 0.1950000 0.1950000
```

```
PageRank(A,0.9999)
```

```
## [1] 1.666667e-05 2.666578e-01 1.999967e-01 1.333356e-01 1.999967e-01
## [6] 1.999967e-01
```

```
PageRank(A,0.99999)
```

```
## [1] "The multiplicity of the eigenvalue 1 is not one"
```

```
PageRank(A,1)    # The results here are due to that the Markov chain is non-regular
```

```
## [1] "The multiplicity of the eigenvalue 1 is not one"
```

```
MarkovRank(A,0)  # In this case, we cannot use PageRank(A,1) and MarkovRank(A,0)
```

```
## [1] "The multiplicity of the eigenvalue 1 is not one"
```

```
MarkovRank(A,10^{-4})
```

```
## [1] "The multiplicity of the eigenvalue 1 is not one"
```

```
MarkovRank(A,10^{-3})
```

```
## [1] 6.944155e-06 2.666630e-01 1.999986e-01 1.333343e-01 1.999986e-01
```

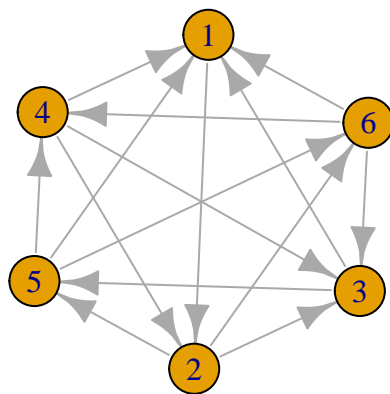
```
## [6] 1.999986e-01
```

```
MarkovRank(A,1)
```

```
## [1] 0.006666667 0.263099099 0.198666667 0.134234234 0.198666667 0.198666667
```

The rank statistics of $\text{PageRank}(A, \alpha)$ for $\alpha \in [0.85, 0.9999]$ and $\text{MarkovRank}(A, \epsilon)$ for $\epsilon \in [10^{-3}, 1]$ are identical. No meaningful result is returned by $\text{PageRank}(A, \alpha)$ for $\alpha \in [0.9999, 1]$ and by $\text{MarkovRank}(A, \epsilon)$ for $\epsilon \in [0, 10^{-4}]$.

5.4 Example (D)




```
##      [,1] [,2] [,3] [,4] [,5] [,6]
## [1,]    0    1    0    0    0    0
## [2,]    0    0    1    0    1    1
## [3,]    1    0    0    0    1    0
## [4,]    1    1    1    0    0    0
## [5,]    1    0    0    1    0    1
## [6,]    1    0    1    1    0    0
```

The Markov chain generated by the transition matrix $\widetilde{M}(=M)$ is regular; in fact, all entries of the matrix \widetilde{M}^4 are positive.

```
PageRank.igraph(A)
```

```
## [1] 0.2067838 0.2314415 0.1596307 0.1082655 0.1584182 0.1354602
```

```
rank(PageRank(A,0.85))
```

```
## [1] 5 6 4 1 3 2
```

```
rank(PageRank(A,0.9))
```

```
## [1] 5 6 4 1 3 2
```

```
rank(PageRank(A,0.95))
```

```
## [1] 5 6 3 1 4 2
```

```
rank(PageRank(A,1))
```

```
## [1] 5 6 3 1 4 2
```

```
rank(MarkovRank(A,0))
```

```
## [1] 5 6 3 1 4 2
```

```
rank(MarkovRank(A,10^{-12}))
```

```
## [1] 5 6 3 1 4 2
```

```
rank(MarkovRank(A,0.1))
```

```
## [1] 5 6 3 1 4 2
```

```
rank(MarkovRank(A,1))
```

```
## [1] 5 6 3 1 4 2
```

The rank statistics of $\text{MarkovRank}(A, \epsilon)$ for $\epsilon \in [0, 1]$ are identical, while those of $\text{PageRank}(A, \alpha)$ vary over $\alpha \in [0.85, 1]$.

5.5 Example (E)

Let us confirm what is written at the end of Section 3.2 with this example.

5.5.1 Example (E1): A regular case

```
set.seed(20210723)
A <- matrix(sample(c(0,1),100^2,prob=c(0.9,0.1),replace=TRUE),100,100)*(1-diag(1,100))
```

The Markov chain generated by the transition matrix $\widetilde{M}(\neq M)$ is regular; indeed, all entries of \widetilde{M}^4 are positive.

```
sum(rank(PageRank.igraph(A)) == rank(PageRank(A,0.8)))
```

```
## [1] 57
```

```
sum(rank(PageRank.igraph(A)) == rank(PageRank(A,0.84)))
```

```
## [1] 92
```

```
sum(rank(PageRank.igraph(A)) == rank(PageRank(A,0.85)))
```

```
## [1] 100
```

```
sum(rank(PageRank.igraph(A)) == rank(PageRank(A,0.86)))
```

```
## [1] 86
```

```
sum(rank(PageRank.igraph(A)) == rank(PageRank(A,0.9)))
```

```
## [1] 52
```

```
sum(rank(PageRank.igraph(A)) == rank(PageRank(A,0.95)))
```

```
## [1] 39
```

```
sum(rank(PageRank.igraph(A)) == rank(PageRank(A,0.99)))
```

```
## [1] 31
```

```
sum(rank(PageRank.igraph(A)) == rank(PageRank(A,1)))
```

```
## [1] 30
```

```
all(abs(PageRank(A,1) - MarkovRank(A,0)) <= 10^{-12}) # PageRank(A,1) = MarkovRank(A,0)
```

```
## [1] TRUE
```

```
sum(rank(MarkovRank(A,1)) == rank(MarkovRank(A,0)))
```

```
## [1] 100
```

```
sum(rank(MarkovRank(A,1)) == rank(MarkovRank(A,0.1)))
```

```
## [1] 100
```

```
sum(rank(MarkovRank(A,1)) == rank(MarkovRank(A,0.5)))
```

```
## [1] 100
```

Notice also that

```
sum(rank(MarkovRank(A,1)) == rank(PageRank(A,1)))
```

```
## [1] 100
```

```
sum(rank(MarkovRank(A,1)) == rank(PageRank(A,0.85)))
```

```
## [1] 30
```

We conclude that: the rank statistics of α -PageRank behave differently depending on the choice of α ; the rank statistics of ϵ -MarkovRank behave not depending on ϵ , and it coincides with the rank statistic of 1-PageRank in the regular case where the latter is well defined.

5.5.2 Example (E2): A non-regular case where the multiplicity of the eigenvalue 1 is one

```
set.seed(20210723)
A11 <- matrix(sample(c(0,1), 80^2, prob=c(0.9,0.1), replace=TRUE), 80, 80)*(1-diag(1, 80))
A22 <- matrix(sample(c(0,1), 20^2, prob=c(0.9,0.1), replace=TRUE), 20, 20)*(1-diag(1, 20))
A12 <- matrix(0, 80, 20)
A21 <- matrix(sample(c(0,1), 20*80, prob=c(0.9,0.1), replace=TRUE), 20, 80)
A <- rbind(cbind(A11, A12), cbind(A21, A22))
```

It can be shown that four rows of \widetilde{M}^2 are zero rows, and thus so are \widetilde{M}^k for all $k \geq 2$. This means that the Markov chain generated by the transition matrix \widetilde{M} is non-regular. However, the multiplicity of the eigenvalue 1 of matrix \widetilde{M} is one.

```
sum(rank(PageRank.igraph(A)) == rank(PageRank(A,0.8)))
```

```
## [1] 57
```

```
sum(rank(PageRank.igraph(A)) == rank(PageRank(A,0.84)))
```

```
## [1] 84
```

```
sum(rank(PageRank.igraph(A)) == rank(PageRank(A,0.85)))
```

```
## [1] 100
```

```
sum(rank(PageRank.igraph(A)) == rank(PageRank(A,0.86)))
```

```
## [1] 86
```

```
sum(rank(PageRank.igraph(A)) == rank(PageRank(A,0.9)))
```

```
## [1] 63
```

```

sum(rank(PageRank.igraph(A)) == rank(PageRank(A,0.95)))

## [1] 56

sum(rank(PageRank.igraph(A)) == rank(PageRank(A,0.99)))

## [1] 50

sum(rank(PageRank.igraph(A)) == rank(PageRank(A,1)))

## [1] 24

sum(abs(PageRank(A,1) - MarkovRank(A,0)) <= 10^{-12})    # PageRank(A,1) = MarkovRank(A,0)

## [1] 100

sum(rank(MarkovRank(A,1)) == rank(MarkovRank(A,0.5)))

## [1] 100

sum(rank(MarkovRank(A,1)) == rank(MarkovRank(A,0.1)))

## [1] 100

sum(rank(MarkovRank(A,1)) == rank(MarkovRank(A,10^{-28})))

## [1] 100

sum(rank(MarkovRank(A,1)) == rank(MarkovRank(A,10^{-29})))

## [1] 96

sum(rank(MarkovRank(A,1)) == rank(MarkovRank(A,10^{-30})))

## [1] 91

sum(rank(MarkovRank(A,1)) == rank(MarkovRank(A,10^{-315})))

## [1] 91

sum(rank(MarkovRank(A,1)) == rank(MarkovRank(A,10^{-316})))

## [1] 89

sum(rank(MarkovRank(A,1)) == rank(MarkovRank(A,10^{-317})))

## [1] 82

```

```
sum(rank(MarkovRank(A,1)) == rank(MarkovRank(A,10^{-318})))
```

```
## [1] 81
```

```
sum(rank(MarkovRank(A,1)) == rank(MarkovRank(A,10^{-319})))
```

```
## [1] 79
```

Notice also that the rank statistics of 1-MarkovRank and 0-MarkovRank are close to be “identical” in the following sense.

```
sum(rank(MarkovRank(A,1)) == rank(MarkovRank(A,0)))
```

```
## [1] 79
```

```
all((rank(MarkovRank(A,1)) != rank(MarkovRank(A,0))) == (rank(-MarkovRank(A,1)) > 79))
```

```
## [1] TRUE
```

```
all((rank(MarkovRank(A,1)) != rank(MarkovRank(A,0))) == (MarkovRank(A,0) <= 10^{-12}))
```

```
## [1] TRUE
```

5.5.3 Example (E3): A case where the multiplicity of the eigenvalue 1 is not one

```
set.seed(20210723)
A11 <- matrix(sample(c(0,1),40^2,prob=c(0.9,0.1),replace=TRUE),40,40)*(1-diag(1,40))
A22 <- matrix(sample(c(0,1),40^2,prob=c(0.9,0.1),replace=TRUE),40,40)*(1-diag(1,40))
A33 <- matrix(sample(c(0,1),20^2,prob=c(0.9,0.1),replace=TRUE),20,20)*(1-diag(1,20))
A31 <- matrix(sample(c(0,1),20*40,prob=c(0.9,0.1),replace=TRUE),20,40)
A32 <- matrix(sample(c(0,1),20*40,prob=c(0.9,0.1),replace=TRUE),20,40)
ZEROs <- matrix(0,40,40)
ZEROh <- matrix(0,40,20)
A <- rbind(cbind(A11,ZEROs,ZEROh),cbind(ZEROs,A22,ZEROh),cbind(A31,A32,A33))
```

```
PageRank(A,1)
```

```
## [1] "The multiplicity of the eigenvalue 1 is not one"
```

In the current case, 1-PageRank is not well defined.

```
sum(rank(PageRank(A,0.85)) == rank(PageRank(A,0.8)))
```

```
## [1] 56
```

```
sum(rank(PageRank(A,0.85)) == rank(PageRank(A,0.84)))
```

```
## [1] 92
```

```
sum(rank(PageRank(A,0.85)) == rank(PageRank(A,0.86)))
```

```
## [1] 90
```

```
sum(rank(PageRank(A,0.85)) == rank(PageRank(A,0.9)))
```

```
## [1] 70
```

```
sum(rank(PageRank(A,0.85)) == rank(PageRank(A,0.95)))
```

```
## [1] 43
```

```
sum(rank(PageRank(A,0.85)) == rank(PageRank(A,0.9999)))
```

```
## [1] 36
```

```
sum(rank(MarkovRank(A,1)) == rank(MarkovRank(A,0.9)))
```

```
## [1] 100
```

```
sum(rank(MarkovRank(A,1)) == rank(MarkovRank(A,0.4)))
```

```
## [1] 100
```

```
sum(rank(MarkovRank(A,1)) == rank(MarkovRank(A,0.3)))
```

```
## [1] 98
```

```
sum(rank(MarkovRank(A,1)) == rank(MarkovRank(A,0.1)))
```

```
## [1] 98
```

```
MarkovRank(A,10-2)
```

```
## [1] "The multiplicity of the eigenvalue 1 is not one"
```

```
MarkovRank(A,0)
```

```
## [1] "The multiplicity of the eigenvalue 1 is not one"
```

Notice also that ϵ -MarkovRank can be well defined, at least formally, for all $\epsilon \in (0, 1]$. However, its behavior is unstable when ϵ is close to zero.

In the case where the multiplicity of the eigenvalue 1 of \widetilde{M} is not one, we may conclude that: the rank statistics of α -PageRank still behave differently depending on the choice of α ; the rank statistics of ϵ -MarkovRank still behave not depending on ϵ , as far as ϵ is not too close to zero.

5.6 Example (H): High dimensional cases

Since the iterative algorithm is faster in computation especially for high dimensional cases, let us prepare the programs for PageRank and MarkovRank to analyze the cases of $n = 2000$.

```

PageRank.itr <- function(adj,alpha){
  if((any(adj<0) | nrow(adj)!=ncol(adj))|(alpha <= 0 | alpha > 1)){
    print("Input a square matrix whose all entries are non-negative")
    print("Input a constant such that 0 < alpha <= 1 into the second argument")
  }else{
    n <- nrow(adj)
    for(i in 1:n){adj[i,] <- adj[i,] +(all(adj[i,]==0))}
    M <- alpha*t(adj)%*%diag(1/rowSums(adj),n) + (1-alpha)/n
    vector <- matrix(1/n,n,1)
    diff <- 1
    while(diff > 10^{-15}){
      vector.pre <- vector
      vector <- M %*% vector
      diff <- max(abs(vector-vector.pre))
    }
    as.vector(vector)
  }
}

```

```

MarkovRank.itr <- function(adj,epsilon){
  if((any(adj<0) | nrow(adj)!=ncol(adj))|((epsilon > 1 | epsilon < 0))){
    print("Input a square matrix whose all entries are non-negative")
    print("Input a constant such that 0 <= epsilon <= 1 into the second argument")
  }else{
    n <- nrow(adj)
    for(i in 1:n){adj[i,] <- adj[i,] +(all(adj[i,]==0))}
    A <- rbind(cbind(adj,matrix(0.5*epsilon*rowSums(adj)/sum(adj),n,1)),
              matrix(c(rep(1,n),0),1,n+1))
    M <- t(A)%*%diag(1/rowSums(A),n+1)
    vector <- matrix(1/(n+1),n+1,1)
    diff <- 1
    while(diff > 10^{-15}){
      vector.pre <- vector
      vector <- M %*% vector
      diff <- max(abs(vector-vector.pre))
    }
    as.vector(vector[1:n]/sum(vector[1:n]))
  }
}

```

5.6.1 Example (Hr): A regular case

```

set.seed(20210805)
A <- matrix(sample(c(0,1),2000^2,prob=c(0.9,0.1),replace=TRUE),2000,2000)*(1-diag(1,2000))

PR.Hr1 <- PageRank.itr(A,1)
MR.Hr0 <- MarkovRank.itr(A,0)
all(abs(PR.Hr1 - MR.Hr0) <= 10^{-12})

## [1] TRUE

```

```
sum(rank(PR.Hr1) == rank(PageRank.itr(A,0.85)))
```

```
## [1] 223
```

```
sum(rank(PR.Hr1) == rank(PageRank.itr(A,0.9)))
```

```
## [1] 284
```

```
sum(rank(MR.Hr0) == rank(MarkovRank.itr(A,0.1)))
```

```
## [1] 2000
```

```
sum(rank(MR.Hr0) == rank(MarkovRank.itr(A,1)))
```

```
## [1] 2000
```

5.6.2 Example (Hn): A non-regular case where the multiplicity of the eigenvalue 1 is one

```
set.seed(20210805)
A11 <- matrix(sample(c(0,1),1600^2,prob=c(0.9,0.1),replace=TRUE),1600,1600)*(1-diag(1,1600))
A22 <- matrix(sample(c(0,1),400^2,prob=c(0.9,0.1),replace=TRUE),400,400)*(1-diag(1,400))
A12 <- matrix(0,1600,400)
A21 <- matrix(sample(c(0,1),400*1600,prob=c(0.9,0.1),replace=TRUE),400,1600)
A <- rbind(cbind(A11,A12),cbind(A21,A22))
```

```
PR.Hn1 <- PageRank.itr(A,1)
MR.Hn0 <- MarkovRank.itr(A,0)
all(abs(PR.Hn1 - MR.Hn0) <= 10^{-12})
```

```
## [1] TRUE
```

```
sum(rank(PR.Hn1) == rank(PageRank.itr(A,0.85)))
```

```
## [1] 59
```

```
sum(rank(PR.Hn1) == rank(PageRank.itr(A,0.9)))
```

```
## [1] 64
```

```
MR.Hn01 <- MarkovRank.itr(A,0.1)
MR.Hn1 <- MarkovRank.itr(A,1)
sum(rank(MR.Hn1) == rank(MR.Hn01))
```

```
## [1] 2000
```

```
sum(rank(MR.Hn1) == rank(MR.Hn0))
```

```
## [1] 1616
```

The Markov chain generated by the transition matrix \widetilde{M} does not seem regular in the current case. It is observed that the rank statistics of ϵ -MarkovRanks for $\epsilon \in (0, 1]$ do not coincide with that of 0-MarkovRank. However, this must be due to the phenomenon that the formers should be (strictly) finer than the latter; it is supposed that the 0-MarkovRank vector values for approximately 400 nodes are be zero.

6 Example 3 (A real data analysis)

In this section, we analyze Twitter-following data among US senators as directed network data. In this data set, an edge represents an instance of a senator following another senator's Twitter account. The data consist of two files, one listing pairs of the Twitter screen names of the following and followed politicians, `twitter-following.csv`, and the other containing information about each politician, `twitter-senator.csv`. This example is taken from Section 5.2.4 of the book of Imai (2017). The two data files are available on the accompanying web-site for the book: <http://qss.princeton.press/>.

```
twitter <- read.csv("twitter-following.csv", stringsAsFactors=FALSE)
senator <- read.csv("twitter-senator.csv", stringsAsFactors=FALSE)
```

Let us create the adjacency matrix A for this network.

```
n <- nrow(senator)
adj3 <- matrix(0, nrow=n, ncol=n)
rownames(adj3) <- senator$screen_name
colnames(adj3) <- senator$screen_name
for(i in 1:nrow(twitter)){
  adj3[twitter$following[i],twitter$followed[i]] <- 1
}
```

Instead of displaying the adjacency matrix, let us observe the out- and in-degrees of this network data.

```
rowSums(adj3) # out-degree
```

##	SenAlexander	RoyBlunt	SenatorBoxer	SenSherrodBrown	SenatorBurr
##	38	46	38	39	7
##	SenatorBaldwin	JohnBoozman	SenJohnBarrasso	SenBennetCO	SenBlumenthal
##	76	30	50	20	43
##	SenBookerOfc	SenatorCantwell	SenatorCardin	SenatorCarper	SenDanCoats
##	0	39	22	36	48
##	SenThadCochran	MikeCrapo	SenatorCollins	SenCapito	JohnCornyn
##	47	83	79	23	80
##	SenBobCasey	SenBobCorker	SenCoonsOffice	SenTomCotton	SenTedCruz
##	88	33	63	41	46
##	SenatorDurbin	SenDonnelly	SteveDaines	SenatorEnzi	SenJoniErnst
##	64	8	47	81	0
##	SenFeinstein	JeffFlake	SenatorFischer	ChuckGrassley	SenCoryGardner
##	38	4	85	23	45
##	SenOrrinHatch	SenDeanHeller	maziehirono	MartinHeinrich	SenJohnHoeven
##	16	89	44	9	40
##	SenatorHeitkamp	InhofePress	SenatorIsakson	SenRonJohnson	SenatorKirk
##	19	37	48	17	50
##	SenAngusKing	SenKaineOffice	SenatorLeahy	SenatorLankford	SenMikeLee
##	86	59	13	79	69
##	SenJohnMcCain	McConnellPress	SenatorMenendez	SenatorBarb	JerryMoran
##	15	0	50	17	59
##	PattyMurray	lisamurkowski	ChrisMurphyCT	McCaskillOffice	SenJeffMerkley
##	70	87	5	56	36
##	Sen_JoeManchin	SenBillNelson	senrobportman	SenGaryPeters	sendavidperdue
##	80	0	9	69	88
##	SenJackReed	SenatorReid	SenPatRoberts	SenatorRisch	SenRubioPress
##	9	38	45	21	36
##	SenatorRounds	SenSanders	SenSchumer	SenShelby	SenStabenow
##	80	28	43	36	39
##	SenatorSessions	SenatorShaheen	SenatorTimScott	SenBrianSchatz	SenSasse

```
##          3          49          88          10          0
## SenDanSullivan SenJohnThune SenToomey SenatorTester SenThomTillis
##          62          28          50          75          87
## SenatorTomUdall SenatorWicker RonWyden SenWhitehouse MarkWarner
##          1          41          8          33          57
##      SenWarren
##          66
```

```
colSums(adj3) # in-degree
```

```
##      SenAlexander      RoyBlunt      SenatorBoxer SenSherrodBrown      SenatorBurr
##          52          57          44          45          54
## SenatorBaldwin      JohnBoozman SenJohnBarrasso      SenBennetCO SenBlumenthal
##          37          47          55          43          44
##      SenBookerOfc SenatorCantwell      SenatorCardin      SenatorCarper      SenDanCoats
##          4          37          46          44          56
## SenThadCochran      MikeCrapo      SenatorCollins      SenCapito      JohnCornyn
##          44          49          58          28          55
##      SenBobCasey      SenBobCorker SenCoonsOffice      SenTomCotton      SenTedCruz
##          43          55          30          31          34
##      SenatorDurbin      SenDonnelly      SteveDaines      SenatorEnzi      SenJoniErnst
##          47          37          27          42          30
##      SenFeinstein      JeffFlake      SenatorFischer      ChuckGrassley SenCoryGardner
##          40          41          40          55          30
##      SenOrrinHatch      SenDeanHeller      maziiehiro MartinHeinrich SenJohnHoeven
##          44          55          39          34          48
## SenatorHeitkamp      InhofePress      SenatorIsakson      SenRonJohnson      SenatorKirk
##          41          42          49          56          53
##      SenAngusKing      SenKaineOffice      SenatorLeahy      SenatorLankford      SenMikeLee
##          37          13          49          31          43
##      SenJohnMcCain      McConnellPress      SenatorMenendez      SenatorBarb      JerryMoran
##          64          41          49          47          52
##      PattyMurray      lisamurkowski      ChrisMurphyCT McCaskillOffice SenJeffMerkley
##          45          60          35          33          46
## Sen_JoeManchin      SenBillNelson      senrobportman      SenGaryPeters sendavidperdue
##          51          46          58          25          30
##      SenJackReed      SenatorReid      SenPatRoberts      SenatorRisch      SenRubioPress
##          41          52          49          38          43
##      SenatorRounds      SenSanders      SenSchumer      SenShelby      SenStabenow
##          31          44          46          41          40
## SenatorSessions      SenatorShaheen      SenatorTimScott      SenBrianSchatz      SenSasse
##          49          44          41          29          27
## SenDanSullivan      SenJohnThune      SenToomey      SenatorTester      SenThomTillis
##          17          52          58          23          28
## SenatorTomUdall      SenatorWicker      RonWyden      SenWhitehouse      MarkWarner
##          46          47          48          45          44
##      SenWarren
##          39
```

Let us finish up this paper with analyzing this network data by PageRank and MarkovRank.

```
PR085 <- PageRank.igraph(adj3) # PageRank for alpha=0.85
MR100 <- MarkovRank(adj3,1)    # MarkovRank for epsilon=1
names(MR100) <- senator$screen_name
```

First, we dare to print the whole lists of the two Ranks.

PR085 # PageRank

##	SenAlexander	RoyBlunt	SenatorBoxer	SenSherrodBrown	SenatorBurr
##	0.013716075	0.016432850	0.009460590	0.010935951	0.012949222
##	SenatorBaldwin	JohnBoozman	SenJohnBarrasso	SenBennetCO	SenBlumenthal
##	0.009588490	0.011567612	0.015479504	0.011734582	0.012328702
##	SenBookerOfc	SenatorCantwell	SenatorCardin	SenatorCarper	SenDanCoats
##	0.002596255	0.007662306	0.011771385	0.009760504	0.016544223
##	SenThadCochran	MikeCrapo	SenatorCollins	SenCapito	JohnCornyn
##	0.009917900	0.014025646	0.014459118	0.007055749	0.019942164
##	SenBobCasey	SenBobCorker	SenCoonsOffice	SenTomCotton	SenTedCruz
##	0.009978672	0.012627870	0.006768345	0.008463003	0.008103958
##	SenatorDurbins	SenDonnelly	SteveDaines	SenatorEnzi	SenJoniErnst
##	0.010871444	0.008059632	0.006162530	0.009659014	0.007359980
##	SenFeinstein	JeffFlake	SenatorFischer	ChuckGrassley	SenCoryGardner
##	0.010791141	0.011946418	0.009624494	0.015692371	0.007587889
##	SenOrrinHatch	SenDeanHeller	maziehirono	MartinHeinrich	SenJohnHoeven
##	0.009889666	0.015717435	0.009058293	0.019454402	0.010424605
##	SenatorHeitkamp	InhofePress	SenatorIsakson	SenRonJohnson	SenatorKirk
##	0.009686172	0.011164174	0.013260914	0.014425476	0.012039324
##	SenAngusKing	SenKaineOffice	SenatorLeahy	SenatorLankford	SenMikeLee
##	0.008677755	0.004004921	0.011743498	0.007260174	0.010264741
##	SenJohnMcCain	McConnellPress	SenatorMenendez	SenatorBarb	JerryMoran
##	0.022255107	0.011900848	0.011664299	0.011659760	0.011907926
##	PattyMurray	lisamurkowski	ChrisMurphyCT	McCaskillOffice	SenJeffMerkley
##	0.011780972	0.018733091	0.010579528	0.007115965	0.012318011
##	Sen_JoeManchin	SenBillNelson	senrobertman	SenGaryPeters	sendavidperdue
##	0.011826340	0.010274723	0.015558187	0.005959278	0.006594008
##	SenJackReed	SenatorReid	SenPatRoberts	SenatorRisch	SenRubioPress
##	0.009002381	0.014284714	0.011267079	0.008662222	0.010003696
##	SenatorRounds	SenSanders	SenSchumer	SenShelby	SenStabenow
##	0.009043674	0.011066175	0.012090436	0.012791556	0.009391768
##	SenatorSessions	SenatorShaheen	SenatorTimScott	SenBrianSchatz	SenSasse
##	0.012166646	0.010227721	0.008646551	0.009895837	0.006467459
##	SenDanSullivan	SenJohnThune	SenToomey	SenatorTester	SenThomTillis
##	0.004406574	0.011635233	0.017212554	0.005675824	0.006732246
##	SenatorTomUdall	SenatorWicker	RonWyden	SenWhitehouse	MarkWarner
##	0.013998503	0.011458699	0.012959960	0.011884837	0.009981436
##	SenWarren				
##	0.010221035				

MR100 # MarkovRank

##	SenAlexander	RoyBlunt	SenatorBoxer	SenSherrodBrown	SenatorBurr
##	0.014432467	0.017412187	0.009069660	0.010740216	0.013347673
##	SenatorBaldwin	JohnBoozman	SenJohnBarrasso	SenBennetCO	SenBlumenthal
##	0.009248768	0.011626969	0.016498645	0.012138585	0.012560040
##	SenBookerOfc	SenatorCantwell	SenatorCardin	SenatorCarper	SenDanCoats
##	0.001042398	0.006955744	0.011884214	0.009451136	0.017628717
##	SenThadCochran	MikeCrapo	SenatorCollins	SenCapito	JohnCornyn
##	0.009709893	0.014537106	0.015184536	0.006286019	0.021968180
##	SenBobCasey	SenBobCorker	SenCoonsOffice	SenTomCotton	SenTedCruz
##	0.009716446	0.012832954	0.005950212	0.008137167	0.007585685
##	SenatorDurbins	SenDonnelly	SteveDaines	SenatorEnzi	SenJoniErnst
##	0.010731968	0.007455737	0.005260871	0.009457663	0.006684686
##	SenFeinstein	JeffFlake	SenatorFischer	ChuckGrassley	SenCoryGardner
##	0.010883853	0.012215448	0.009442631	0.016657509	0.006988063
##	SenOrrinHatch	SenDeanHeller	maziehirono	MartinHeinrich	SenJohnHoeven

```
##      0.009725200      0.016489897      0.008573459      0.021489465      0.010257436
## SenatorHeitkamp      InhofePress      SenatorIsakson      SenRonJohnson      SenatorKirk
##      0.009402595      0.011158834      0.013711941      0.015016393      0.012201054
##      SenAngusKing      SenKaineOffice      SenatorLeahy      SenatorLankford      SenMikeLee
##      0.008182498      0.002728164      0.011707371      0.006482214      0.010181040
##      SenJohnMcCain      McConnellPress      SenatorMenendez      SenatorBarb      JerryMoran
##      0.024414582      0.012126378      0.011690776      0.011569736      0.012076192
##      PattyMurray      lisamurkowski      ChrisMurphyCT      McCaskillOffice      SenJeffMerkley
##      0.012028103      0.020315371      0.010634296      0.006319849      0.012400696
##      Sen_JoeManchin      SenBillNelson      senrobportman      SenGaryPeters      sendavidperdue
##      0.011822245      0.009986578      0.016562945      0.004947444      0.005751914
##      SenJackReed      SenatorReid      SenPatRoberts      SenatorRisch      SenRubioPress
##      0.008490599      0.014754267      0.011318772      0.008226507      0.009836205
##      SenatorRounds      SenSanders      SenSchumer      SenShelby      SenStabenow
##      0.008834222      0.010994424      0.012209530      0.013107497      0.008942793
## SenatorSessions      SenatorShaheen      SenatorTimScott      SenBrianSchatz      SenSasse
##      0.012502848      0.010002477      0.008180943      0.009872229      0.005617981
##      SenDanSullivan      SenJohnThune      SenToomey      SenatorTester      SenThomTillis
##      0.003208722      0.011695611      0.018463007      0.004607613      0.005970586
##      SenatorTomUdall      SenatorWicker      RonWyden      SenWhitehouse      MarkWarner
##      0.014669923      0.011689126      0.013420987      0.011984317      0.009754122
##      SenWarren
##      0.009965979
```

The top six and the last six Twitter accounts, by the two Ranks, are the following; although the values for both Ranks are somewhat different, the rankings of top and last Twitter accounts are identical in the current case.

```
head(sort(PR085, decreasing=TRUE)) # Top six nodes by PageRank
```

```
##      SenJohnMcCain      JohnCornyn      MartinHeinrich      lisamurkowski      SenToomey
##      0.02225511      0.01994216      0.01945440      0.01873309      0.01721255
##      SenDanCoats
##      0.01654422
```

```
head(sort(MR100, decreasing=TRUE)) # Top six nodes by MarkovRank
```

```
##      SenJohnMcCain      JohnCornyn      MartinHeinrich      lisamurkowski      SenToomey
##      0.02441458      0.02196818      0.02148946      0.02031537      0.01846301
##      SenDanCoats
##      0.01762872
```

```
tail(sort(PR085, decreasing=TRUE)) # Last six nodes by PageRank
```

```
##      SteveDaines      SenGaryPeters      SenatorTester      SenDanSullivan      SenKaineOffice
##      0.006162530      0.005959278      0.005675824      0.004406574      0.004004921
##      SenBookerOfc
##      0.002596255
```

```
tail(sort(MR100, decreasing=TRUE)) # Last six nodes by MarkovRank
```

```
##      SteveDaines      SenGaryPeters      SenatorTester      SenDanSullivan      SenKaineOffice
##      0.005260871      0.004947444      0.004607613      0.003208722      0.002728164
##      SenBookerOfc
##      0.001042398
```

To deepen our understanding, let us count the number of the nodes which have the same or close rankings between 0.85-PageRank and 1-MarkovRank.

```
length(PR085)                                # Total number of nodes

## [1] 91

sum(rank(PR085) == rank(MR100))              # Number of nodes whose ranks are the same

## [1] 46

sum(abs(rank(PR085)-rank(MR100)) <= 1) # Number of nodes whose ranks are close

## [1] 74

sum(abs(rank(PR085)-rank(MR100)) <= 2)

## [1] 86

sum(abs(rank(PR085)-rank(MR100)) <= 3)

## [1] 89

sum(abs(rank(PR085)-rank(MR100)) <= 4)

## [1] 90
```

Our *first conclusion* from the above observation is that the rank statistics of α -PageRank for $\alpha = 0.85$, which has been widely used in practice, and ϵ -MarkovRank for $\epsilon = 1$ are not identical but close each other; that is,

$$\text{rank}(\mathbf{p}^{0.85}) \approx \text{rank}(\mathbf{m}^1).$$

Next, observe that the rank statistics of α -PageRank depend on the choice of $\alpha \in (0, 1]$, while those of ϵ -MarkovRank do not vary over $\epsilon \in (0, 1]$.

```
sum(rank(PR085) == rank(PageRank(adj3,1)))    # Page"Ranks" depend on alpha

## [1] 46

sum(rank(PR085) == rank(PageRank(adj3,0.95)))

## [1] 61

sum(rank(PR085) == rank(PageRank(adj3,0.9)))

## [1] 70

sum(rank(PR085) == rank(PageRank(adj3,0.85)))

## [1] 91
```

```
sum(rank(PRO85) == rank(PageRank(adj3,0.8)))
```

```
## [1] 69
```

```
all(rank(MR100) == rank(MarkovRank(adj3,10^{-1}))) # Markov "Ranks" are invariant
```

```
## [1] TRUE
```

```
all(rank(MR100) == rank(MarkovRank(adj3,10^{-2})))
```

```
## [1] TRUE
```

```
all(rank(MR100) == rank(MarkovRank(adj3,0)))
```

```
## [1] TRUE
```

We also double check that the rank statistics of ϵ -MarkovRanks \mathbf{m}^ϵ for all $\epsilon \in (0, 1]$, which have been shown to be identical, coincide with that of 1-PageRank \mathbf{p}^1 and that of 0-MarkovRank \mathbf{m}^0 , in the current case.

```
all(rank(PageRank(adj3,1)) == rank(MarkovRank(adj3,1)))
```

```
## [1] TRUE
```

Here, notice again that the 1-PageRank \mathbf{p}^1 and 0-MarkovRank \mathbf{m}^0 are (almost) identical, and that, turning back to our starting point, they are nothing else than the stationary distribution vector $\tilde{\mathbf{x}}_\infty$ of the original Markov chain that is regular.

```
all( abs(PageRank(adj3,1) - MarkovRank(adj3,0)) < 10^{-12} )
```

```
## [1] TRUE
```

Our *second conclusion* from the above observation is thus that the rank statistics for these Ranks, \mathbf{p}^1 and \mathbf{m}^ϵ , $\epsilon \in [0, 1]$, are identical and determined only through the adjacency matrix A (not depending on α or ϵ), and that it coincides with the rank of the stationary distribution vector $\tilde{\mathbf{x}}_\infty = (\tilde{x}_{\infty,1}, \dots, \tilde{x}_{\infty,n})^T$ of the Markov chain, as far as it is regular and there is no tie in $\tilde{\mathbf{x}}_\infty$. Summarizing the *second conclusion*, we may write:

$$\text{rank}(\mathbf{m}^\epsilon) = \text{rank}(\mathbf{m}^1), \quad \forall \epsilon \in (0, 1], \quad \text{in all cases;}$$

$$\text{rank}(\tilde{\mathbf{x}}_\infty) = \text{rank}(\mathbf{p}^1) = \text{rank}(\mathbf{m}^\epsilon), \quad \forall \epsilon \in [0, 1], \quad \text{in the regular cases where there is no tie in } \tilde{\mathbf{x}}_\infty.$$

With these *two conclusions* in mind, our proposal is the following. It is not wise to adopt \mathbf{p}^1 , \mathbf{m}^0 , or $\lim_{\epsilon \downarrow 0} \mathbf{m}^\epsilon$, which may behave unstably in non-regular cases, because any statistic which is actually applied in the real world should work stably in all cases. We therefore propose to use 1-MarkovRank, namely \mathbf{m}^1 , as a statistic for the rankings of nodes for given (finite) network data, as well as the well known statistic 0.85-PageRank, $\mathbf{p}^{0.85}$; both $\mathbf{p}^{0.85}$ and \mathbf{m}^1 are stable statistics in all cases.

Acknowledgments: I thank Professors Satoshi Inaba and Kosuke Imai for helpful comments and discussions. Professor Imai kindly gave me a permission to use the data sets from the accompanying web-site of his book [3].

References

- [1] Anthony, M. and Harvery, M. (2012). *Linear Algebra: Concepts and Methods*. Cambridge University Press. Cambridge.
- [2] Brin, S. and Page, L. (1998). The Anatomy of a Large-Scale Hypertextual Web Search Engine. In: Seventh International World-Wide Web Conference (WWW 1998), April 14-18, 1998, Brisbane, Australia.
- [3] Imai, K. (2017). *Quantitative Social Science: An Introduction*. Princeton University Press. Princeton.
- [4] Langville, A.N. and Meyer, C.D.D. (2011). *Google's PageRank and Beyond: The Science of Search Engine Rankings*. Princeton University Press. Princeton.