

# Deep Reinforcement Learning Based Networked Control with Network Delays for Signal Temporal Logic Specifications

Junya Ikemoto and Toshimitsu Ushio

**Abstract**—We present a novel deep reinforcement learning (DRL)-based design of a networked controller with network delays for signal temporal logic (STL) specifications. We consider the case in which both the system dynamics and network delays are unknown. Because the satisfaction of an STL formula is based not only on the current state but also on the behavior of the system, we propose an extension of the Markov decision process (MDP), which is called a  $\tau\delta$ -MDP, such that we can evaluate the satisfaction of the STL formula under the network delays using the  $\tau\delta$ -MDP. Thereafter, we construct deep neural networks based on the  $\tau\delta$ -MDP and propose a learning algorithm. Through simulations, we also demonstrate the learning performance of the proposed algorithm.

## I. INTRODUCTION

*Networked control systems* (NCSs) have attracted considerable attention owing to the development of network technologies [1]. NCSs are systems with loops closed through networks, as shown in Fig. 1, and have many advantages in various control problems. However, in NCSs, network delays are caused by data transmission between a sensor/actuator and a controller. In conventional model-based controller designs, we identify the mathematical model of a system and network delays beforehand; in general, it is difficult to identify them in real-world problems. Subsequently, *reinforcement learning* (RL) [2] is useful because we can adaptively design a controller through interactions with the system.

RL is a machine learning method used in various fields to solve sequential decision-making problems, and has been studied in the control field because it is strongly associated with optimal control methods from a theoretical point of view. Moreover, RL with *deep neural networks* (DNNs), called *Deep RL* (DRL), has been developed for complicated decision-making problems [3], such as playing Atari 2600 video games [4] and locomotion or manipulation of complicated systems [5], [6], [7]. DRL-based networked controller designs have been proposed [8], [9], [10]. In [8], Baumann *et al.* proposed a DRL-based event-triggered control method. In [9], Demirel *et al.* proposed a control-aware scheduling algorithm to synthesize an optimal controller for some subsystems. In [10], we proposed DRL-based networked controller designs to stabilize an uncertain nonlinear system with network delays.

This work was partially supported by JST-ERATO HASUO Project Grant Number JPMJER1603, Japan and JSPS KAKENHI Grant Number JP21J110780, Japan.

J. Ikemoto and T. Ushio are from the Graduate School of Engineering Science, Osaka University, Machikaneyamacho 1-3, Toyonaka, Osaka, 560- 8531, Japan ikemoto@hopf.sys.es.osaka-u.ac.jp ushio@sys.es.osaka-u.ac.jp

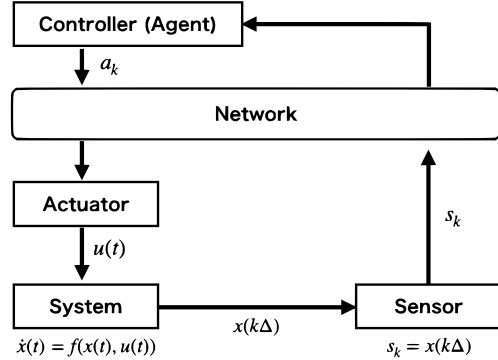


Fig. 1. Illustration of an NCS. Although the system has many advantages, there exist two types of network delays that may degrade control performance.

On the other hand, in RL-based controller designs, we must design a reward function for the desired system behavior beforehand, which is difficult for a temporal high-level control task. To handle this task, *temporal logic* (TL) [11] is useful. TL is a branch of formal methods and has also been applied to several control problems [12]. *Signal temporal logic* (STL) [13] is particularly useful in designing controllers for dynamical systems as it can specify continuous signals within a bounded time interval. STL has also been studied in the machine learning community. In [14], Ma *et al.* proposed an STL-based learning framework with knowledge of model properties. Moreover, RL-based controller design methods under STL specifications have been proposed [15], [16], [17], [18]. In [15], Aksaray *et al.* proposed a Q-learning-based method to design a control policy that satisfies a given STL specification. They introduced an extended *Markov decision process* (MDP), which is called a  $\tau$ -MDP, and designed a reward function to learn the control policy under the STL specification. The extended state of the  $\tau$ -MDP comprises the current state and the past state sequence of the system, where the dimension of the extended state depends on the given STL formula. In [16], Venkataraman *et al.* proposed a tractable learning method using a flag state instead of the past state sequence to mitigate the *curse of dimensionality*. However, these methods cannot be directly applied to problems with continuous state and action spaces because they are based on tabular Q-learning. In [17], Balakrishnan *et al.* introduced a *partial signal* and proposed a DRL-based method. In [18], Kapoor *et al.* proposed a model-based DRL method. The model of the system was learned using a DNN, and the controller was designed using a

nonlinear model predictive control method. Li *et al.* proposed a policy search algorithm using *truncated linear temporal logic* (TLTL) that does not have a time bound [19], [20]. In this study, we formulated the desired behavior as an STL formula and proposed a DRL-based networked controller design in the presence of networked delays.

*Contribution:* The main contribution of this paper is the development of a DRL-based networked controller design for satisfying STL specifications with fixed network delays. In this study, it is assumed that we cannot identify the mathematical model of the system and the network delays beforehand, where the bounds of the network delays are known. To design the networked controller, we proposed an extended MDP, which is called a  $\tau\delta$ -MDP, and a practical learning algorithm based on the DRL algorithm. To the best of our knowledge, a DRL-based networked controller design for satisfying the STL specifications has not been studied.

*Structure:* The remainder of this paper is organized as follows. In Section II, we review STL as preliminaries. In Section III, we formulate a networked control problem. In Section IV, we propose a DRL-based networked controller design to satisfy a given STL specification in the presence of networked delays. In Section V, using numerical simulations, we demonstrate the usefulness of the proposed method. In Section VI, we conclude the paper and discuss future work.

*Notation:*  $\mathbb{N}_{\geq 0}$  is the set of non-negative integers.  $\mathbb{R}$  is the set of the real numbers.  $\mathbb{R}_{\geq 0}$  is the set of non-negative real numbers.  $\mathbb{R}^n$  is the  $n$ -dimensional Euclidean space.  $0_n$  is an  $n$ -dimensional zero vector.  $\mathbb{R}^{n \times m}$  is the set of  $n \times m$  real-valued matrices. For a set  $A \subseteq \mathbb{R}$ ,  $\max A$  and  $\min A$  are the maximum and minimum values, respectively.

## II. SIGNAL TEMPORAL LOGIC

In this study, the desired behavior of a discrete-time system is described by an STL formula with the following *syntax* [15].

$$\begin{aligned} \Phi &::= F_{[K_s, K_e]} \phi \mid G_{[K_s, K_e]} \phi \\ \phi &::= \phi \wedge \phi \mid \phi \vee \phi \mid F_{[k_s, k_e]} \phi \mid G_{[k_s, k_e]} \phi \\ \varphi &::= \psi \mid \neg \varphi \mid \varphi \wedge \varphi \mid \varphi \vee \varphi, \end{aligned} \quad (1)$$

where  $K_s, K_e, k_s, k_e \in \mathbb{N}_{\geq 0}$  are nonnegative constants for the time bounds.  $\Phi, \phi, \varphi$ , and  $\psi$  are the STL formulae.  $\psi$  is a predicate in the form of  $h(s) \leq d$ , where  $h: \mathcal{S} \rightarrow \mathbb{R}$  is a function of the state of the system, and  $d \in \mathbb{R}$  is a constant.  $\mathcal{S}$  denotes the state space of the system. The Boolean operators  $\neg, \wedge, \vee$  are negation, conjunction, and disjunction, respectively. The temporal operators  $F_{\mathcal{T}}$  and  $G_{\mathcal{T}}$  refer to "Finally (eventually)" and "Globally (always)", respectively.  $\mathcal{T}$  is the time bound for the temporal operator. In this study,  $\phi_i = F_{[k_s^i, k_e^i]} \phi_i$  and  $G_{[k_s^i, k_e^i]} \phi_i$ ,  $i = 1, 2, \dots, M$  are called *STL sub-formulae*.

$s_k$  and  $s_{k_1:k_2}$  denote the state at  $k$  and the partial trajectory for  $[k_1, k_2]$ , where  $k, k_1, k_2 \in \mathbb{N}_{\geq 0}$  are discrete times, and  $k_1 \leq k_2$ . The *Boolean semantics* of the STL is recursively defined

as follows:

$$\begin{aligned} s_{k:K} \models \psi &\Leftrightarrow h(s_k) < d, \\ s_{k:K} \models \neg \psi &\Leftrightarrow \neg(s_{k:K} \models \psi), \\ s_{k:K} \models \phi_1 \wedge \phi_2 &\Leftrightarrow s_{k:K} \models \phi_1 \wedge s_{k:K} \models \phi_2, \\ s_{k:K} \models \phi_1 \vee \phi_2 &\Leftrightarrow s_{k:K} \models \phi_1 \vee s_{k:K} \models \phi_2, \\ s_{k:K} \models G_{[k_s, k_e]} \phi &\Leftrightarrow s_{k':K} \models \phi \quad \forall k' \in [k + k_s, k + k_e], \\ s_{k:K} \models F_{[k_s, k_e]} \phi &\Leftrightarrow \exists k' \in [k + k_s, k + k_e] \text{ s.t. } s_{k':K} \models \phi, \end{aligned}$$

where  $K$  denotes the length of the trajectory.

The *quantitative semantics* of STL is recursively defined as follows:

$$\begin{aligned} q(s_{k:K}, \psi) &= d - h(s_k), \\ q(s_{k:K}, \neg \psi) &= -q(s_{k:K}, \psi), \\ q(s_{k:K}, \phi_1 \wedge \phi_2) &= \min\{q(s_{k:K}, \phi_1), q(s_{k:K}, \phi_2)\}, \\ q(s_{k:K}, \phi_1 \vee \phi_2) &= \max\{q(s_{k:K}, \phi_1), q(s_{k:K}, \phi_2)\}, \\ q(s_{k:K}, G_{[k_s, k_e]} \phi) &= \min_{k' \in [k+k_s, k+k_e]} q(s_{k':K}, \phi), \\ q(s_{k:K}, F_{[k_s, k_e]} \phi) &= \max_{k' \in [k+k_s, k+k_e]} q(s_{k':K}, \phi), \end{aligned}$$

which quantifies how well the trajectory satisfies the given STL formulae [21].

The *horizon length* of an STL formula  $\phi$  is recursively defined as follows:

$$\begin{aligned} \text{hrz}(\psi) &= 0, \\ \text{hrz}(\phi) &= k_e, \text{ if } \phi = G_{[k_s, k_e]} \psi \text{ or } F_{[k_s, k_e]} \psi, \\ \text{hrz}(\neg \phi) &= \text{hrz}(\phi), \\ \text{hrz}(\phi_1 \wedge \phi_2) &= \max\{\text{hrz}(\phi_1), \text{hrz}(\phi_2)\}, \\ \text{hrz}(\phi_1 \vee \phi_2) &= \max\{\text{hrz}(\phi_1), \text{hrz}(\phi_2)\}, \\ \text{hrz}(F_{[k_s, k_e]} \phi) &= k_e + \text{hrz}(\phi), \\ \text{hrz}(G_{[k_s, k_e]} \phi) &= k_e + \text{hrz}(\phi). \end{aligned}$$

$\text{hrz}(\phi)$  is the required length of the state sequence to verify the satisfaction of an STL formula  $\phi$  [22].

## III. PROBLEM

### A. Networked Control Systems

We consider the following remote control of the nonlinear system through a network, as shown in Fig. 1.

$$\dot{x}(t) = f(x(t)) + g(x(t))u(t), \quad (2)$$

$$s_k = x(k\Delta), \quad k \in \{0, 1, \dots\}, \quad (3)$$

where  $x(t) \in \mathcal{S} (\subseteq \mathbb{R}^{n_s})$  and  $u(t) \in \mathcal{A} (\subseteq \mathbb{R}^{n_a})$  are the state of the system and the control input at  $t \in \mathbb{R}_{\geq 0}$ .  $\mathcal{S}$  and  $\mathcal{A}$  are the state space and control input space, respectively.  $f: \mathcal{S} \rightarrow \mathcal{S}$  and  $g: \mathcal{S} \rightarrow \mathbb{R}^{n_s \times n_a}$  are locally Lipschitz functions that represent the deterministic dynamics of the system. We cannot identify the functions  $f$  and  $g$  beforehand. In this study, we design a digital controller to satisfy a given STL specification  $\Phi = G_{[0, K_e]} \phi$  or  $F_{[0, K_e]} \phi$  using DRL, where  $\phi$  comprises multiple STL sub-formulae. The sampling period of the sensor is denoted by  $\Delta$ . Moreover, it is assumed that there exist two network delays: a *sensor-to-controller delay*

$\delta_{sc}$  caused by the transmission of the sensed state and a *controller-to-actuator delay*  $\delta_{ca}$  caused by the transmission of the control input. Although these delays are uncertain fixed values, they are assumed to be bounded by the maximum delays  $\delta_{sc}^{\max} = m_{sc}\Delta$  and  $\delta_{ca}^{\max} = m_{ca}\Delta$ , respectively, where  $m_{sc}, m_{ca} \in \mathbb{N}_{\geq 0}$  are known constants. The agent (or controller) determines the action based on its control policy as a control input. The  $k$ -th determined action  $a_k$  is held until the  $(k+1)$ -th determined action  $a_{k+1}$  is received by the actuator, that is,

$$u(t) = a_k, \quad (k\Delta + \delta_{sc} + \delta_{ca} \leq t < (k+1)\Delta + \delta_{sc} + \delta_{ca}). \quad (4)$$

### B. Markov Decision Process

In standard RL, interactions between a system and an agent are often modeled by an MDP  $\mathcal{M} = \langle \mathcal{S}, \mathcal{A}, p_0, p \rangle$  [2], [11], where  $\mathcal{S} \subseteq \mathbb{R}^{n_s}$  and  $\mathcal{A} \subseteq \mathbb{R}^{n_a}$  are a state space and an action (a control input) space, respectively,  $p_0: \mathcal{S} \rightarrow \mathbb{R}_{\geq 0}$  is a probability density for an initial state  $s_0$ , and  $p: \mathcal{S} \times \mathcal{S} \times \mathcal{A} \rightarrow \mathbb{R}_{\geq 0}$  is a transition probability density, that is,  $s_{k+1} \sim p(\cdot | s_k, a_k)$ , where a discrete time is denoted by  $k \in \mathbb{N}_{\geq 0}$ .

In this study, we model the interactions between the system and the agent as the MDP and design a networked digital controller using an RL algorithm. However, RL cannot be directly applied because of the following issues.

- (i) The desired action at each step to satisfy the STL specification is determined not only by the current state but also by the past behavior.
- (ii) We must design a reward function that evaluates the satisfaction of the STL specification.
- (iii) There exist network delays in the NCS.

In the next section, we propose a DRL-based networked controller design that solves the above issues.

## IV. DRL-BASED NETWORKED CONTROLLER DESIGN FOR STL SPECIFICATIONS

### A. $\tau\delta$ -Markov decision process

For issue (i), Aksaray *et al.* introduced an extended MDP, which is called a  $\tau$ -MDP, using a finite state sequence in [15]. For issue (ii), they designed a reward function for the  $\tau$ -MDP to approximately satisfy a given STL specification. However, their method is based on tabular Q-learning, which cannot handle continuous control tasks directly. Thus, we extended the method using the DRL algorithm. Moreover, network delays must be considered. For issue (iii), in [10], we proposed an extended state that comprises a current system state and previously determined actions. As shown in Fig. 2, we consider the worst case scenario. At time  $t = k\Delta$ , the sensor observes the  $k$ -th system state  $s_k$ , which is transmitted to the agent through the network. The agent receives the state  $s_k$  and determines the  $k$ -th action  $a_k$  at  $t = k\Delta + \delta_{sc}^{\max}$ . The action  $a_k$  is sent to the actuator through the network. The actuator receives the action  $a_k$  and updates the control input  $u(t) = a_k$  at  $t = k\Delta + \delta_{sc}^{\max} + \delta_{ca}^{\max}$ . It is desirable to predict the future state  $x((k+\delta)\Delta)$  and determine the  $k$ -th action  $a_k$  based on the available information, where

$\delta = m_{sc} + m_{ca}$ . If we are aware of the system dynamics (2), we can predict the future state as follows:

$$x((k+\delta)\Delta) = s_k + \int_{k\Delta}^{(k+\delta)\Delta} f(x(t)) + g(x(t))u(t)dt.$$

However, this prediction requires the information  $u(t)$ ,  $k\Delta \leq t < (k+\delta)\Delta$ , which is the past action sequence  $a_{k-\delta:k-1} = a_{k-\delta}, a_{k-\delta+1}, \dots, a_{k-1}$ . Thus, we used not only the extended state proposed in [15] but also previously determined actions. Although the true network delays  $\delta_{sc}$  and  $\delta_{ca}$  are uncertain fixed values, the agent can learn its control policy through interactions with the system using sufficient information in the worst case. For issues (i), (ii), and (iii), we remodel the interactions between the system and agent as the following extended MDP.

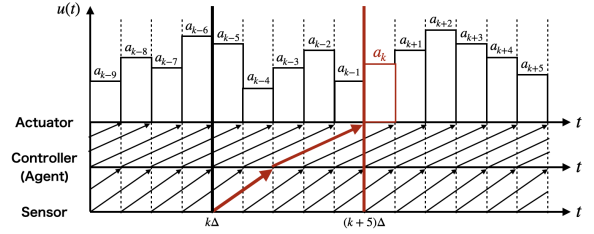


Fig. 2. Illustration of the delays in data transmissions for the worst case. In this figure, we assume that  $\delta_{sc}^{\max} = 2\Delta$  and  $\delta_{ca}^{\max} = 3\Delta$  ( $\delta = 5$ ). At  $t = (k+2)\Delta$ , the agent must predict  $x((k+5)\Delta)$  and determine  $a_k$  using the  $k$ -th state  $s_k$  and past actions  $a_{k-5}, \dots, a_{k-1}$ .

**Definition 1 ( $\tau\delta$ -MDP):** Given an MDP  $\mathcal{M} = \langle \mathcal{S}, \mathcal{A}, p_0, p \rangle$  and an STL formula  $\Phi = G_{[0, K_e]} \phi$  or  $F_{[0, K_e]} \phi$ , where  $\text{hrz}(\Phi) = K$  and  $\phi$  comprises multiple STL sub-formulae  $\phi_i$ ,  $i \in \{1, 2, \dots, M\}$ . Subsequently, we set  $\tau = \text{hrz}(\phi) + 1$ , that is,  $K = K_e + \tau - 1$ . It is assumed that  $\delta_{sc}^{\max} + \delta_{ca}^{\max} = \delta\Delta$ . A  $\tau\delta$ -MDP is defined by a tuple  $\mathcal{M}_{\tau, \delta} = \langle \mathcal{Z}, \mathcal{A}, p_0^z, p^z, R^z \rangle$ , where

- $\mathcal{Z} \subseteq \mathcal{S}^\tau \times \mathcal{A}^\delta$  is an extended state space. Each extended state is denoted by  $z = [s^\tau \ a^\delta]$ , where  $s^\tau = [s^\tau[0] \ s^\tau[1] \ \dots \ s^\tau[\tau-1]]$  and  $a^\delta = [a^\delta[0] \ a^\delta[1] \ \dots \ a^\delta[\delta-1]]$  are a system state sequence and a determined action sequence, respectively, that is,  $s^\tau[i] \in \mathcal{S}$ ,  $\forall i \in \{0, 1, \dots, \tau-1\}$  and  $a^\delta[j] \in \mathcal{A}$ ,  $\forall j \in \{0, 1, \dots, \delta-1\}$ .
- $\mathcal{A}$  is an action space inherited from the MDP  $\mathcal{M}$ .
- $p_0^z$  is a probability density for the initial extended state  $z_0 = [s_0^\tau \ a_0^\delta]$  with  $s_0^\tau[i] = s_0$ ,  $\forall i \in \{0, 1, \dots, \tau-1\}$  and  $a_0^\delta[j] = 0_{n_a}$ ,  $\forall j \in \{0, 1, \dots, \delta-1\}$ , where  $s_0$  is generated from  $p_0$ .
- $p^z$  is a transition probability density for the extended state. When the system state is updated by  $s' \sim p(\cdot | s, a)$ , the extended state is updated by  $z' \sim p^z(\cdot | z, a)$  as follows:

$$\begin{aligned} s^\tau[i] &= s^\tau[i+1], \quad \forall i \in \{0, 1, \dots, \tau-2\}, \\ s^\tau[\tau-1] &\sim p(\cdot | s^\tau[\tau-1], a), \\ a^{\delta'}[j] &= a^\delta[j+1], \quad \forall j \in \{0, 1, \dots, \delta-2\}, \\ a^{\delta'}[\delta-1] &= a, \end{aligned}$$

where  $z = [s^\tau \ a^\delta]$  and  $z' = [s^{\tau'} \ a^{\delta'}]$ .

- $R^z: \mathcal{Z} \rightarrow \mathbb{R}$  is a reward function. Based on [15], it is defined as:

$$R^z(z) = \begin{cases} \exp(\beta \mathbf{1}(q(s^\tau, \phi))) & \text{for } \Phi = F_{[0, K_e]} \phi, \\ -\exp(-\beta \mathbf{1}(q(s^\tau, \phi))) & \text{for } \Phi = G_{[0, K_e]} \phi, \end{cases} \quad (5)$$

where  $\beta > 0$  and  $z = [s^\tau \ a^\delta]$ .  $\mathbf{1}: \mathbb{R} \rightarrow \{0, 1\}$  is an indicator defined by

$$\mathbf{1}(x) = \begin{cases} 1 & \text{if } x \geq 0, \\ 0 & \text{if } x < 0. \end{cases}$$

The agent determines an action  $a$  according to a stochastic policy  $\pi: \mathcal{Z} \rightarrow \rho(\mathcal{A})$  or a deterministic policy  $\mu: \mathcal{Z} \rightarrow \mathcal{A}$ , where  $\rho(\mathcal{A})$  denotes the set of probability distributions over  $\mathcal{A}$ . We use  $\rho_\pi(z_k)$  to denote the state marginals of the trajectory distribution induced by the policy  $\pi(a_k|z_k)$ . The standard RL objective is the expected sum of the rewards  $E_{z_k \sim \rho_\pi}[\sum_{k=0}^{\infty} \gamma^k R^z(z_k)]$ , where  $\gamma \in [0, 1)$  is a discount factor. On the other hand, in *soft actor critic* (SAC) [7], which is a maximum entropy RL algorithm, we used the objective with the entropy term as follows:

$$J(\pi) = \sum_{k=0}^{\infty} E_{z_k \sim \rho_\pi} \left[ \sum_{l=k}^{\infty} \gamma^{l-k} E_{z_l \sim p, a_l \sim \pi} [R^z(z_l) + \alpha \mathcal{H}(\pi(\cdot|z_l))] \right],$$

where  $\mathcal{H}$  is the entropy defined by  $\mathcal{H}(\pi(\cdot|s)) = E_{a \sim \pi(\cdot|z)}[-\log \pi(a|z)]$  and  $\alpha > 0$  is a temperature parameter. The goal is to learn a control policy  $\pi$  that maximizes the above objective.

Using the reward function (5), the agent can learn a policy that approximately satisfies the given STL specification  $\Phi$ .

### B. Preprocessing for extended states

If  $\tau$  is a large value, then the dimension of the extended state  $z$  becomes large. Thereafter, it is difficult for an agent to learn its policy because of the curse of dimensionality. Thus, we use a preprocess to decrease the dimension of the extended state [16]. Although the preprocess is proposed for grid world problems, it can also be applied to continuous control tasks. We introduce the flag value  $f^i$  for each STL sub-formula  $\phi_i$ .

**Definition 1:** For an extended state  $z = [s^\tau \ a^\delta]$ , the flag value  $f^i$  of a STL sub-formula  $\phi_i$  is defined as follows:

- (i) For  $\phi_i = F_{[k_s^i, k_e^i]} \phi_i$ ,

$$f^i = \max \left\{ \frac{l - k_s^i + 1}{k_e^i - k_s^i + 1} \mid l \in \{k_s^i, \dots, k_e^i\} \wedge s^\tau[l] \models \phi_i \right\}, \quad (6)$$

- (ii) For  $\phi_i = G_{[k_s^i, k_e^i]} \phi_i$ ,

$$f^i = \max \left\{ \frac{k_e^i - l + 1}{k_e^i - k_s^i + 1} \mid l \in \{k_s^i, \dots, k_e^i\} \wedge (\forall l' \in \{l, \dots, k_e^i\}, s^\tau[l'] \models \phi_i) \right\}. \quad (7)$$

Note that  $\max \emptyset = -\infty$  and the flag value represents the normalized time lying in  $(0, 1] \cup \{-\infty\}$ . Intuitively, for  $\phi_i =$

---

### Algorithm 1 Preprocessing of the extended state

---

- 1: **Input:** The extended state  $z = [s^\tau \ a^\delta]$  and the STL sub-formulae  $\{\phi_i\}_{i=1}^M$ .
  - 2: **for**  $i = 1, \dots, M$  **do**
  - 3:   **if**  $\phi_i = F_{[k_s^i, k_e^i]} \phi_i$  **then**
  - 4:     Compute the flag value  $f^i$  by Eq. (6).
  - 5:   **end if**
  - 6:   **if**  $\phi_i = G_{[k_s^i, k_e^i]} \phi_i$  **then**
  - 7:     Compute the flag value  $f^i$  by Eq. (7).
  - 8:   **end if**
  - 9: **end for**
  - 10: Set the flag state  $\hat{f} = [\hat{f}^1 \ \hat{f}^2 \ \dots \ \hat{f}^M]$  by Eq. (8).
  - 11: **Output:** The preprocessed state  $\hat{z} = [s^\tau[\tau - 1] \ \hat{f} \ a^\delta]$ .
- 

---

### Algorithm 2 Off-Policy DRL to design a networked controller satisfying an STL specification

---

- 1: Select an off-policy DRL algorithm.
  - 2: Initialize parameter vectors of main networks.
  - 3: Initialize parameter vectors of target networks.
  - 4: Initialize a replay buffer  $\mathcal{B}$ .
  - 5: **for** Episode = 1, ..., MAX EPISODE **do**
  - 6:   Receive an initial state  $s_0 \sim p_0$ .
  - 7:   Set the initial extended state  $z_0$ .
  - 8:   Compute the preprocessed state  $\hat{z}_0$  by **Algorithm 1**.
  - 9:   **for** Discrete-time step  $k = 0, \dots, K$  **do**
  - 10:     Determine the action  $a_k$  based on the state  $\hat{z}_k$ .
  - 11:     Execute  $a_k$  and receive the next state  $s_{k+1}$  and reward  $r_k$  computed by Eq. (5).
  - 12:     Set the next extended state  $z_{k+1}$  using  $s_{k+1}$  and  $a_k$ .
  - 13:     Compute the next preprocessed state  $\hat{z}_{k+1}$  by **Algorithm 1**.
  - 14:     Store the experience  $(\hat{z}_k, a_k, \hat{z}_{k+1}, r_k)$  in the replay buffer  $\mathcal{B}$ .
  - 15:     Sample  $I$  experiences  $\{(\hat{z}^{(i)}, a^{(i)}, \hat{z}^{(i)}, r^{(i)})\}_{i=1, \dots, I}$  from  $\mathcal{B}$  randomly.
  - 16:     Update the main networks using the off-policy DRL algorithm.
  - 17:     Update the target networks.
  - 18:   **end for**
  - 19: **end for**
- 

$F_{[k_s^i, k_e^i]} \phi_i$ , the flag value indicates the instant when  $\phi_i$  is satisfied, whereas for  $\phi_i = G_{[k_s^i, k_e^i]} \phi_i$ , the flag value indicates the time duration in which  $\phi_i$  is always satisfied. The flag values  $f^i$ ,  $i \in \{1, 2, \dots, M\}$  calculated by Eqs. (6) or (7) are transformed into  $\hat{f}^i$  as follows.

$$\hat{f}^i = \begin{cases} f^i - \frac{1}{2} & \text{if } f^i \neq -\infty, \\ -\frac{1}{2} & \text{otherwise.} \end{cases} \quad (8)$$

The transformed flag values  $\hat{f}^i$  are used as inputs to the DNN to prevent positive biases of the flag values and inputting  $-\infty$  to DNNs. We compute the flag value for each STL sub-formula and construct a flag state  $\hat{f} = [\hat{f}^1 \ \hat{f}^2 \ \dots \ \hat{f}^M]$ , which is called *preprocessing*. We use the preprocessed state  $\hat{z} =$

$[s^\tau[\tau - 1] \hat{f} a^\delta]$  instead of the extended state  $z = [s^\tau a^\delta]$ . If  $M \ll \tau$ , we can decrease the dimension of the extended state. **Algorithm 1** summarizes the above preprocessing.

### C. Algorithm

We propose a practical DRL algorithm based on an off-policy DRL algorithm with *experience replay* and *target network* proposed in [4]. The algorithm is presented in **Algorithm 2**. In line 1, we select the DRL algorithm. From lines 2 to 4, we initialize the parameter vectors of the DNNs and a replay buffer. In line 6, we initialize the state of the system. In line 7, the agent constructs the extended state  $z_0$ . In line 8, the agent computes the preprocessed state  $\hat{z}_0$  using **Algorithm 1**. From lines 9 to 18, the agent interacts with the system and learns its policy. In line 10, the agent determines an exploration action  $a_k$  based on the preprocessed state  $\hat{z}_k$ . In line 11, the agent receives the next state of the system  $s_{k+1}$  and the reward  $r_k = R^z(z_k)$ . From lines 12 to 13, the agent constructs the next extended state  $z_{k+1}$  and computes the preprocessed state  $\hat{z}_{k+1}$  by **Algorithm 1**. In line 14, the agent stores the experience  $(\hat{z}_k, a_k, \hat{z}_{k+1}, r_k)$  in the replay buffer  $\mathcal{B}$ . In line 15, the agent samples  $I$  past experiences  $\{(\hat{z}^{(i)}, a^{(i)}, \hat{z}^{(i)}, r^{(i)})\}_{i=1}^I$  from the replay buffer  $\mathcal{B}$  randomly. From lines 16 to 17, the agent updates the parameter vectors of the DNNs based on the selected off-policy DRL algorithm.

## V. EXAMPLE

Consider the following two-wheeled mobile robot.

$$\frac{d}{dt} \begin{bmatrix} s_x(t) \\ s_y(t) \\ s_\theta(t) \end{bmatrix} = \begin{bmatrix} \cos s_\theta(t) & 0 \\ \sin s_\theta(t) & 0 \\ 0 & 1 \end{bmatrix} u(t). \quad (9)$$

$u(t) = [v(t) \ \omega(t)]^T$  is the control input at  $t$  using Eq. (4), where  $a_k = [v_k \ \omega_k]$  is the  $k$ -th action determined by the agent (controller) and  $v_k, \omega_k \in [-1, 1]$ . The sensor observes the  $k$ -th state  $s_k = [s_x(k\Delta) \ s_y(k\Delta) \ s_\theta(k\Delta)]$  at  $t = k\Delta$ . We cannot identify the model (9) beforehand. In this example, we assume that  $\delta_{sc} = 3\Delta$  and  $\delta_{ca} = 4\Delta$ , where these values are unknown, but we know that  $\delta_{sc} \leq \delta_{sc}^{\max} = 5\Delta$  and  $\delta_{ca} \leq \delta_{ca}^{\max} = 5\Delta$ . Thus, the length of the past action sequence is set as  $\delta = 10$ . In this simulation, we assume that  $\Delta = 0.1$ .

Consider the following STL specification.

$$\Phi = G_{[0,860]}(F_{[0,139]}\varphi_1 \wedge F_{[0,139]}\varphi_2 \wedge \varphi_{\text{safe}}), \quad (10)$$

where

$$\begin{aligned} \varphi_1 &= ((0.5 \leq s_x \leq 1.5) \wedge (0.5 \leq s_y \leq 1.5)), \\ \varphi_2 &= ((3.5 \leq s_x \leq 4.5) \wedge (3.5 \leq s_y \leq 4.5)), \\ \varphi_{\text{safe}} &= ((0.0 \leq s_x \leq 5.0) \wedge (0.0 \leq s_y \leq 5.0)). \end{aligned}$$

Thus, the length of the state sequence  $s^\tau$  was  $\tau = 140$ . The initial state was sampled randomly in  $1.5 \leq s_x \leq 3.5$ ,  $1.5 \leq s_y \leq 3.5$ . We used SAC [7] as an off-policy DRL algorithm, where the temperature parameter  $\alpha$  was adjusted automatically. In all simulations, the DNNs had two hidden layers, all of which had 256 units, and all layers were fully connected. The activation functions for the hidden layers were the ReLU

functions. We normalized  $s_x$  and  $s_y$  as  $s_x - 2.5$  and  $s_y - 2.5$ , respectively. The size of the replay buffer  $\mathcal{B}$  was  $1.0 \times 10^6$ , and the size of the mini-batch was  $I = 256$ . We used *Adam* [23] as the optimizers of all main DNNs. The learning rate of each optimizer was  $3.0 \times 10^{-4}$ , and the soft update rate of the target network was 0.01. The discount factor was  $\gamma = 0.99$ . The reward parameter was  $\beta = 10$ . The agent learned its control policy for  $5.0 \times 10^5$  steps, where we initialized the system each 1000 steps ( $K = 1000$ , MAX EPISODE = 500). We evaluated the learned policy in every  $1.0 \times 10^4$  steps. For performance evaluation, we introduced the following two indices:

- a **learning curve** shows the mean of returns  $\sum_{k=0}^{1000} r_k$  for each trajectory,
- a **success rate** shows the number of trajectories satisfying the STL specification  $\Phi$ ,

where we prepared 100 initial states and generated 100 trajectories using the learned policy for each evaluation. All simulations were run on a computer with an Intel(R) Core(TM) i7-10700 @ 2.9GHz processor and 32GB of memory and were conducted using the Python software.

### A. Effect of network delays

In this section, we demonstrate the effect of using a previously determined actions as a part of an extended state, where we used the preprocessing introduced in Section IV. B. The learning curves and the success rates for the  $\tau$ -MDP case (without previously determined actions) and the  $\tau\delta$ -MDP case (with previously determined actions) are shown in Figs. 3 and 4, respectively. If we do not use previously determined actions, the obtained returns become high as the agent updates its policy, as shown in Fig. 3, but it cannot learn the policy satisfying an STL formula well as shown in Fig. 4. Conversely, if we use previously determined actions, the agent can learn the policy satisfying the given STL formula with a high probability. This result concludes that the agent needs not only past states but also previously determined actions to learn the policy satisfying the STL specification with network delays.

### B. Effect of preprocess

In this section, we show the improvement in the learning performance by preprocessing. As shown in Fig. 5, the agent cannot improve the performance of its policy without preprocessing. Because the dimension of the extended state is large, it is difficult for the agent to learn its policy. Conversely, the agent can learn a policy that obtains high returns with preprocessing. The result concludes that preprocessing is necessary for our proposed method under the STL specification with a large  $\tau$ .

## VI. CONCLUSION

We proposed a novel DRL-based networked controller design for a given STL specification with network delays. Subsequently, we introduced an extended MDP, which is called a  $\tau\delta$ -MDP, and proposed a practical DRL algorithm

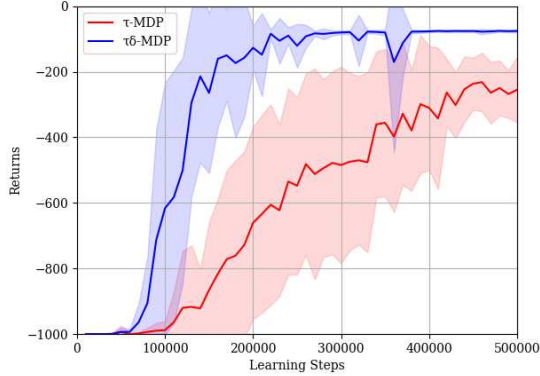


Fig. 3. Learning curves for the  $\tau$ -MDP case and the  $\tau\delta$ -MDP case. The solid curve and the shade represent the average results and standard deviations over 10 trials with different random seeds, respectively.

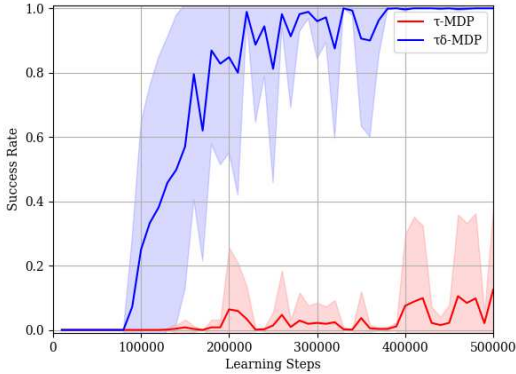


Fig. 4. Success rates for the  $\tau$ -MDP case and the  $\tau\delta$ -MDP case. The solid curve and the shade represent the average results and the standard deviations over 10 trials with different random seeds, respectively.

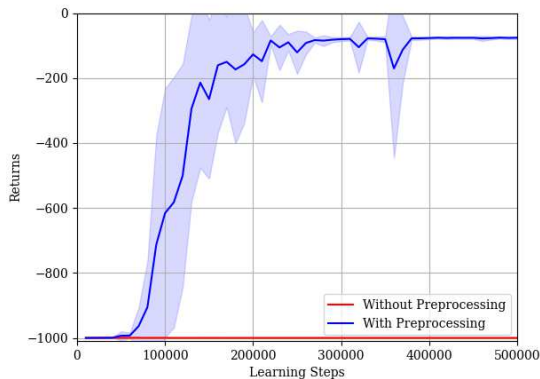


Fig. 5. Learning curves for the cases with and without preprocessing. The solid curve and the shade represent the average results and the standard deviations over 10 trials with different random seeds, respectively.

to design a networked controller satisfying the STL specification. Through numerical simulations, we demonstrated the performance of the proposed method. However, for some STL specifications, the reward may be sparse. Moreover, the syntax in this study is restrictive compared with the general STL syntax [13]. Solving these issues is an interesting direction for future research.

## REFERENCES

- [1] X.-M. Zhang, Q.-L. Han, X. Ge, D. Ding, L. Ding, D. Yue, and C. Peng, "Networked control systems: A survey of trends and techniques," *IEEE/CAA Journal of Automatica Sinica*, vol. 7, no. 1, pp. 1–17, Jul. 2019.
- [2] R. S. Sutton and A. G. Barto, *Reinforcement Learning: An Introduction (Second Edition)*, MIT Press, 2018.
- [3] H. Dong, Z. Ding, and S. Zhang, *Deep Reinforcement Learning Fundamentals, Research and Applications*, Springer, 2020.
- [4] V. Mnih, K. Kavukcuoglu, D. Silver, A. A. Rusu, J. Veness, M. G. Bellemare, A. Graves, M. Riedmiller, A. K. Fidjeland, G. Ostrovski, S. Petersen, C. Beattie, A. Sadik, I. Antonoglou, H. King, D. Kumaran, D. Wierstra, S. Legg, and D. Hassabis, "Human-level control through deep reinforcement learning," *Nature*, vol. 518, pp. 529–533, Feb. 2015.
- [5] J. Schulman, S. Levine, P. Moritz, M. I. Jordan, and P. Abbeel, "Trust region policy optimization," arXiv Preprint, *arXiv:1502.05477*, 2015.
- [6] T. P. Lillicrap, J. J. Hunt, A. Pritzel, N. Heess, T. Erez, Y. Tassa, D. Silver, and D. Wierstra, "Continuous control with deep reinforcement learning," arXiv Preprint, *arXiv:1509.02971*, 2015.
- [7] T. Haarnoja, A. Zhou, K. Hartikainen, G. Tucker, S. Ha, J. Tan, V. Kumar, H. Zhu, A. Gupta, P. Abbeel, and S. Levine, "Soft actor-critic algorithms and applications," arXiv Preprint, *arXiv:1812.05905*, 2018.
- [8] D. Baumann, J.-J. Zhu, G. Martius, and S. Trimpe, "Deep reinforcement learning for event-triggered control," in *Proc. IEEE 58th Conf. Decis. Control (CDC)*, pp. 943–950, 2018.
- [9] B. Demirel, A. Ramaswamy, D. E. Quevedo, and H. Karl, "DEEPCAS: A deep reinforcement learning algorithm for control-aware scheduling," *IEEE Control Syst. Lett.*, vol. 2, no. 4, pp. 737–742, Jun. 2018.
- [10] J. Ikemoto and T. Ushio, "Application of deep reinforcement learning to networked control systems with uncertain network delays," *Nonlinear Theory and Its Applications, IEICE*, vol. 11, no. 4, pp. 480–500, Oct. 2020.
- [11] C. Baier and J.-P. Katoen, *Principles of Model Checking*, MIT Press, 2008.
- [12] C. Belta, B. Yordanov, and E. A. Gol, *Formal Methods for Discrete-Time Dynamical Systems*, Springer, 2017.
- [13] O. Maler and D. Nickovic, "Monitoring temporal property of continuous signals," *Formal Techniques, Modeling and Analysis of Timed and Fault-Tolerant Systems*, pp. 71–76, Jan. 2004.
- [14] M. Ma, J. Gao, L. Feng, and J. Stankovic, "STLnet: Signal temporal logic enforced multivariate recurrent neural networks," in *Proc. NeurIPS 2020*, 2020.
- [15] D. Aksaray, A. Jones, Z. Kong, M. Schwager, and C. Belta, "Q-learning for robust satisfaction of signal temporal logic specifications," in *Proc. IEEE 55th Conf. Decis. Control (CDC)*, pp. 6565–6570, 2016.
- [16] H. Venkataraman, D. Aksaray, and P. Seiler, "Tractable reinforcement learning of signal temporal logic objectives," arXiv preprint, *arXiv:2001.09467*, 2020.
- [17] A. Balakrishnan and J. V. Deshmukh, "Structured reward shaping using signal temporal logic specifications," in *Proc. IEEE/RSJ Int. Conf. Intell. Robots Syst. (IROS)*, pp. 3481–3486, 2019.
- [18] P. Kapoor, A. Balakrishnan, and J. V. Deshmukh, "Model-based reinforcement learning from signal temporal logic specifications," arXiv preprint, *arXiv:2011.04950*, 2020.
- [19] X. Li, C.-I. Vasile, and C. Belta, "Reinforcement learning with temporal logic rewards," in *Proc. IEEE/RSJ Int. Conf. Intell. Robots Syst. (IROS)*, pp. 3834–3839, 2017.
- [20] X. Li, Y. Ma, and C. Belta, "A policy search method for temporal logic specified reinforcement learning tasks," in *Proc. IEEE Amer. Control Conf. (ACC)*, pp. 240–245, 2018.
- [21] G. E. Fainekos and G. J. Pappas, "Robust of temporal logic specifications for continuous-time signals," *Theoretical Computer Science*, vol. 410, no. 42, pp. 4262–4291, 2009.

- [22] A. Dokhanchi, B. Hoxha, and G. Fainekos, "On-line monitoring for temporal logic robustness," in *Proc. of International Conference on Runtime Verification*, pp. 231–246, 2014.
- [23] D. P. Kingma and J. Ba, "Adam: A method for stochastic optimization," arXiv preprint, *arXiv: 1412.6980*, 2014.