

---

# LEARNING CAUSAL RELATIONSHIPS FROM CONDITIONAL MOMENT CONDITIONS BY IMPORTANCE WEIGHTING

---

A PREPRINT

Masahiro Kato<sup>1</sup>, Haruo Kakehi<sup>1,2</sup>, Kenichiro McAlinn<sup>3</sup>, and Shota Yasui<sup>1</sup>

<sup>1</sup>CyberAgent Inc.

<sup>2</sup>Keio University

<sup>3</sup>Temple University

August 4, 2021

## ABSTRACT

We consider learning causal relationships under conditional moment conditions. Unlike causal inference under unconditional moment conditions, conditional moment conditions pose serious challenges for causal inference, especially in complex, high-dimensional settings. To address this issue, we propose a method that transforms conditional moment conditions to unconditional moment conditions through importance weighting using the conditional density ratio. Then, using this transformation, we propose a method that successfully approximates conditional moment conditions. Our proposed approach allows us to employ methods for estimating causal parameters from unconditional moment conditions, such as generalized method of moments, adequately in a straightforward manner. In experiments, we confirm that our proposed method performs well compared to existing methods.

## 1 Introduction

Consider learning the causal relationship between airline ticket prices and demand. As one might expect, prices and demand rise and fall through the seasons, being affected by other events (e.g., vacation periods and weather conditions), which may or may not be observable to the airline. These events are called confounders. Due to the confounders, naively inferring from this pattern that higher (lower) prices increase (decrease) demand would be incorrect, and potentially detrimental. Thus, controlling for confounding effects is essential. This issue arises frequently in practice, especially when learning causal (structural) relationships are essential to answer counterfactual questions regarding policy intervention and outcome.

One approach to deal with confounding effects (like in the airline example above) is the instrumental variable (IV) approach. In the IV approach, the conditional moment condition is defined as such that the causal model satisfies the condition of zero expected value given IVs, thus conditioning out the confounding effect. The simplest representation of this idea is the two-step least squares (2SLS) for linear models. However, given the complex nature of the causal effect and confounding effect (and their relation), assuming a linear relation is often too strong, particularly when there are potentially many IVs. Thus, much of the literature on IVs focuses on nonparametric IV (NPIV) regressions, allowing for much more flexible estimation.

NPIV can be viewed as a specific instance of a more general framework of causal inference under conditional moment conditions. In this light, the machinery for inference under conditional moment conditions also applies to NPIV, as well as its shortcomings. One major issue with using the conditional moment conditions for causal inference is that one must approximate the conditional expectation, which is often difficult to do. When the approximation is difficult, a transformation of the conditional moment conditions to unconditional moment conditions is preferred, often leading to improved performances (see, e.g., Newey (1993); Donald et al. (2003); Domínguez & Lobato (2004); Otsu (2007) for parametric and Newey & Powell (2003); Ai & Chen (2003) for nonparametric IVs using sieves). Ai & Chen (2003), Lewbel (2007), and Otsu (2007) estimate the conditional expectation by local kernel density estimation. However, local kernel density estimation suffers from the curse of dimensionality, and its performance depends on the choice

of kernel function. Hartford et al. (2017), on the other hand, proposed using deep learning to estimate the localized density function, leveraging the flexibility of neural networks. While this approach conceptually succeeds, it is not easy to implement in practice due to the requirement to resample from the estimated conditional density, since it does not transform the moment conditions.

In this paper, we propose transforming conditional moment conditions into unconditional moment conditions by importance weighting using the conditional density ratio. The conditional density ratio is defined as the ratio of the conditional probability density, conditioned on the IVs, to the unconditional probability density. We show that the unconditional expectation of a random variable weighted by the conditional density ratio is equal to the conditional expectation. Further, we show that it is possible to estimate the conditional density ratio by using the least-squares method with a neural network. Once the conditional density ratio is estimated, the usual method of moments, such as GMM, can be used in a straightforwardly.

The contribution of this paper and structure is as follows: (i) we propose a novel approach to convert conditional moment conditions to unconditional moment conditions by importance weighting, using conditional density ratio estimation; (ii) using our proposed transformation, we develop methods for NPIV; (iii) for estimation, we propose a method to estimate the conditional density ratio by the least-squares method; (iv) we discuss how using neural networks for estimation lead to identification problems due to overparameterization, and we propose a heuristic method for identification; (v) we further discuss some problems related to recently proposed methods for NPIV, as well as point out issues with commonly used assumptions and datasets in the machine learning literature.

## 2 Setup and notation

Amongst various methods of learning causal relationships from conditional moment conditions, we focus on the NPIV regression for ease of discussion. Note that our proposed method can be applied to more general settings, similar to Ai & Chen (2003).

We observe a dataset  $\{(Y_i, X_i, Z_i)\}_{i=1}^n$ , where  $Y_i \in \mathbb{R}$  is an observable scalar random variable,  $X_i \in \mathcal{X} \subseteq \mathcal{R}^{d_X}$  is a  $d_X$  dimensional explanatory variable,  $Z_i \in \mathcal{Z} \subseteq \mathbb{R}^{d_Z}$  is a  $d_Z$  dimensional random variable, called IV. Then, for a structural function  $f : \mathcal{X} \rightarrow \mathbb{R}$ , which represents the causal relationship between  $Y_i$  and  $X_i$ , we define the following data-generating process:

$$Y_i = f^*(X_i) + \varepsilon_i,$$

where  $\varepsilon_i$  is the error term with mean zero. We denote the functional class of the structural function  $f^*$  as  $\mathcal{F}$ . To allow learning the structural model  $f^*$ , we suppose that we have access to the IV that satisfies the following conditional moment conditions:

$$\mathbb{E}[\varepsilon_i | Z_i] = 0 \quad \forall i \in \{1, 2, \dots, n\}. \quad (1)$$

Then, we also assume that under the conditional moment condition, we can uniquely identify  $f^{*1}$ . Our goal is to learn  $f^*$  from the conditional moment conditions in (1). If  $Z_i = X_i$ , this problem boils down to the estimation of the conditional expectation (regression function)  $\mathbb{E}[Y_i | X_i]$ . However, when  $\mathbb{E}[\varepsilon_i | X_i] \neq 0$ ,  $\mathbb{E}[Y_i | X_i]$  is not equivalent to  $f^*(X_i)$ ; that is, typical regression analysis, such as least squares, may not return the correct estimate of  $f^*(X_i)$ . This problem is also called endogeneity.

## 3 Preliminaries and literature review

Models with conditional moment conditions are critically important in economics and statistics, and increasingly so in machine learning. In this section, we briefly review causal inference under unconditional and conditional moment conditions, focusing on the IV method.

### 3.1 IV method for linear structural models

One of the simplest cases of using the IV is when  $f^*$  is a linear model and the error term is correlated with the explanatory variable; that is,  $Y_i = X_i^\top \theta + \varepsilon_i$ , where  $\theta$  is a  $d_X$  dimensional vector and  $\varepsilon_i$  is the error term. In this

<sup>1</sup>In machine learning literature, it is often assumed that the conditional distribution  $F(X_i | Z_i)$  is not constant in  $Z_i$  (Hartford et al., 2017; Bennett et al., 2019; Singh et al., 2019; Xu et al., 2021). However, this condition is necessary, but not sufficient for identification. In some papers showing the theoretical results, it is finally assumed that  $f^*$  is uniquely identified in the statements of the theorems.

case, the parameter  $\theta$  of the linear model can be estimated if there are IVs of dimension  $d_X$  or more that satisfies the unconditional moment conditions,  $\mathbb{E}[Z_i \varepsilon_i] = \mathbf{0}_{d_Z}$ , where  $\mathbf{0}_d$  is a  $d$  dimensional zero vector. If the dimension of the IV,  $d_Z$ , is less than  $d_X$ , we cannot identify  $\theta$ ; if it is equal to  $d_X$ , it is said to be just-identified; and if it is greater than  $d_X$ , it is said to be over-identified. In the just-identified case, we can estimate  $\theta^*$  as  $\hat{\theta}_{IV} = \left(\frac{1}{n} \sum_{i=1}^n Z_i X_i^\top\right)^{-1} \frac{1}{n} \sum_{i=1}^n Z_i Y_i$ . In the over-identified case, we can estimate it by the two-stage least squares (2SLS). In 2SLS, we first regress  $X_i$  by  $Z_i$ ; then using a  $d_X$  dimensional function  $\hat{g}(Z_i)$  obtained from the first stage regression, we estimate  $\theta^*$  as  $\hat{\theta}_{2SLS} = \left(\frac{1}{n} \sum_{i=1}^n \hat{X}_i \hat{X}_i^\top\right)^{-1} \frac{1}{n} \sum_{i=1}^n \hat{X}_i Y_i$ , where  $\hat{X}_{d,i} = Z_i^\top \left(\frac{1}{n} \sum_{i=1}^n Z_i Z_i^\top\right)^{-1} \frac{1}{n} \sum_{i=1}^n Z_i X_{d,i}$  and  $\tilde{X}_i = (\hat{X}_{1,i}, \dots, \hat{X}_{d_X,i})^\top$ .

More generally, we can formulate the estimation of the linear structural model by unconditional moment conditions defined using the IV; that is,  $\mathbb{E}[m(\theta^*; Y_i, X_i, Z_i)] = \mathbf{0}_{d_m}$ , where  $\theta^* \in \Theta$  is a parameter representing the causal effect,  $\Theta$  is the parameter space, and  $m : \Theta \times \mathbb{R} \times \mathcal{X} \times \mathcal{Z} \rightarrow \mathbb{R}^{d_m}$  is a  $d_m$  dimensional moment function. Then, the GMM estimator is defined as  $\hat{\theta}_{GMM} = \arg \min_{\theta \in \Theta} \left(\frac{1}{n} \sum_{i=1}^n m(\theta; Y_i, X_i, Z_i)\right)^\top W_n \left(\frac{1}{n} \sum_{i=1}^n m(\theta; Y_i, X_i, Z_i)\right)$ , where  $W_{d_m}$  is a  $d_m \times d_m$  weight matrix. If  $W_n$  is chosen as  $W_{d_m}^* \propto \mathbb{E}[m(\theta^*; Y_i, X_i, Z_i)^\top m(\theta^*; Y_i, X_i, Z_i)]$ , the estimator  $\hat{\theta}_{GMM}$  is semiparametric efficient. Note that the GMM includes the 2SLS as a special case where  $\varepsilon_i$  has the same variance  $\sigma^2$  among  $i \in \{1, \dots, n\}$  and the covariance is zero. Three methods have been proposed to obtain the optimal weight  $W_{d_m}^*$ ; two-step GMM, iterative GMM, and continuous updating GMM (CU estimator; CUE). In two-step GMM, we first use the identity matrix for  $W_{d_m}$ ; then, we obtain the consistent estimator of  $\theta^*$  and the optimal weight  $W_{d_m}$ . In iterative GMM, we iterate the steps to estimate  $\theta^*$  more accurately. In the CU estimator, we replace  $W_n$  of the original GMM with  $\hat{W}_{d_m}(\theta) = \left(\frac{1}{n} \sum_{i=1}^n m(\theta; Y_i, X_i, Z_i) m(\theta; Y_i, X_i, Z_i)^\top\right)^{-1}$ , and optimize  $\theta$  and the weight simultaneously.

These estimators have the same asymptotic distribution, but different non-asymptotic properties. In particular, CUE is known as a special case of the generalized empirical likelihood (GEL) estimator, which plays an important role in estimation with many moment conditions. The GEL estimator is defined as  $\hat{\theta}_{GEL} = \arg \min_{\theta \in \Theta} \sup_{\lambda \in \hat{\Lambda}_n(\theta)} \left(\frac{1}{n} \sum_{i=1}^n \rho(\lambda^\top m(\theta; Y_i, X_i, Z_i))\right)$ , where  $\rho(\cdot)$  is a concave function and  $\hat{\Lambda}_n(\theta)$  is a convex set including zero. It is known that the asymptotically vanishing bias of the GMM estimator is larger in finite samples when there are many moment conditions. Newey & Smith (2004) shows that the GEL estimator has smaller asymptotic bias than the GMM estimator in such cases.

### 3.2 NPIV and learning from conditional moment conditions

For linear structural models, zero covariance between the IV and error term suffices for identification. However, in nonparametric structural models, we require a stronger restriction: the disturbance has conditional expectation zero given the IVs. Under this restriction, we can characterize the solution of NPIV as that of an integral equation,  $(Kf)(z) = g(z)$ , where

$$g(z) = \mathbb{E}[Y_i | Z_i = z] = \mathbb{E}[f^*(X_i, Z_i)] = \int f^*(X_i, Z_i) dF(x | z), \quad (2)$$

with  $F$  denoting the conditional c.d.f of  $x$  given  $z$ . The identification problem also results in the uniqueness of the solution.

Several estimators have been proposed for this problem. Newey & Powell (2003) proposed a nonparametric analogue of the 2SLS for linear structural models. They first define the linear-in-parameter model as a model to approximate the nonparametric structural  $f^*$ , where they use a linear approximation with basis expansion, called sieve, or series regression, as an example. Let us denote the approximation as  $f^*(X_i) \approx \psi(X_i)^\top \theta^*$ , where  $\psi : \mathcal{X} \rightarrow \mathbb{R}^{d_\psi}$ ,  $d_\psi \leq n$  is the basis function. Then, they conduct 2SLS as follows: (i) they define a linear-in-parameter model as an approximation to the nonparametric model of  $Z_i$ , and estimate  $\mathbb{E}[\psi(X_i) | Z_i]$  using that model; (ii) they regress  $Y_i$  by  $\mathbb{E}[\psi(X_i) | Z_i]$  to estimate  $\theta^*$ . In contrast, Ai & Chen (2003) proposed a nonparametric analogue of the GMM. As with Newey & Powell (2003), Ai & Chen (2003) approximate the nonparametric structural model  $f^*$  by a linear-in-parameter model. However, unlike Newey & Powell (2003), Ai & Chen (2003) estimate  $\mathbb{E}[(Y_i - f(X_i)) | Z_i]$ , instead of estimating  $\mathbb{E}[\psi(X_i) | Z_i]$ , for a given model  $f$  by another linear-in-parameter model. Using the estimator of  $\mathbb{E}[(Y_i - f(X_i)) | Z_i]$ , Ai & Chen (2003) transform conditional moment conditions into unconditional moment conditions and apply the GMM to estimate  $f^*$ . In addition to these two typical methods, Darolles et al. (2011), Carrasco et al. (2007) have proposed their own methods for NPIV.

This is how the NPIV problem is typically cast into the framework of conditional moment conditions, where a parameter representing the causal relationship satisfies  $\mathbb{E}[m(\theta^*; Y_i, X_i, Z_i) | Z_i] = \mathbf{0}_{d_m}$ . As with NPIV, we often define the

moment function as a function of the nonparametric function  $f$  instead of the parameter  $\theta$ . We can estimate parametric causal models defined under conditional moment conditions using variants of GMM or empirical likelihood, e.g., Newey (1993); Donald et al. (2003); Ai & Chen (2003); Domínguez & Lobato (2004); Otsu (2007); Lewbel (2007), by transforming the conditional moment conditions to unconditional moment conditions.

**Remark 1** (Forbidding regression). Several studies, such as Bennett et al. (2019), Muandet et al. (2020) and Xu et al. (2021), cite Angrist & Pischke (2008, Section 4.6.1) to criticize the 2SLS with a complicated model. However, discussion of Angrist & Pischke (2008) is based on the assumption that  $f^*$  is linear, which is a different problem from IV regression with nonparametric models.

### 3.3 Approaches in the machine learning literature

We review several approaches recently propose by the machine learning community.

**2SLS with more flexible models.** Hartford et al. (2017) extend the two-stage approach by employing a neural network density estimator, and Singh et al. (2019) does it by conditional mean embedding in RKHS, a variant of sieve regression, respectively, in the first stage. For example, in Hartford et al. (2017), they first approximate (2) by estimating  $F(x | z)$  with neural networks. Then, for  $B$  samples  $\{\tilde{X}_j\}_{j=1}^B$  generated from the estimator  $\hat{F}(x | z)$ , they train a model with neural networks by minimizing the empirical risk  $\frac{1}{n} \sum_{i=1}^n \left( Y_i - \frac{1}{B} \sum_{\tilde{X}_j \sim \hat{F}(X_j | Z_i)} f(\tilde{X}_j) \right)^2$ .

In contrast, Xu et al. (2021) first approximate  $f(X_i)$  by neural networks and regard the last layer as  $\psi(X_i)$  in the 2SLS of NPIV. Then, they predict  $\psi(X_i)$  by another model  $\varphi(Z_i)$ , approximated by neural networks. Because  $\psi(X_i)$  is transitive in the learning process, they alternatively train the model  $\varphi(Z_i)$  to predict  $\psi(X_i)$ , and the model  $f(X_i)$  to predict  $f^*(X_i)$ .

**Minimax approach.** There has also been a recent surge in interest with minimax approaches that reformulate conditional moment conditions as a minimax optimization problem. For example, Lewis & Syrgkanis (2018); Zhang et al. (2020) use the reformulation  $\sup_{h \in L_2(W_i)} (\mathbb{E}[h(W_i)(Y_i - f^*(X_i))])^2$ . Bennett et al. (2019), Bennett & Kallus (2020), Muandet et al. (2020), while Dikkala et al. (2020), Chernozhukov et al. (2020), and Liao et al. (2020), employ other reformulations.

## 4 Approximation of conditional moment conditions

Let us define the conditional density ratio function  $r : \mathbb{R} \times \mathcal{X} \times \mathcal{Z} \rightarrow \mathbb{R}$  as follows:

$$r^*(y, x | z) = \frac{p(y, x | z)}{p(y, x)}.$$

Using this conditional density ratio function, we can transform conditional moment conditions into unconditional moment conditions as follows:

$$\mathbb{E}[(Y_i - f(X_i)) | z] = \int (y - f(x)) \frac{p(y, x | z)}{p(y, x)} p(y, x) dy dx = \mathbb{E}[(Y_i - f(X_i)) r^*(X_i | z)].$$

Thus, if we know the conditional density ratio function  $r^*(y, x | z)$ , we can approximate  $\mathbb{E}[(Y_i - f(X_i)) | z]$  for  $z \in \mathcal{Z}$  by the following sample average:

$$\frac{1}{n} \sum_{i=1}^n (Y_i - f(X_i)) r^*(X_i | z).$$

Based on this property, we propose the following two-stage method: (i) estimate the conditional density ratio function  $r^*$ ; (ii) approximate conditional moment conditions by the sample average of  $(Y_i - f(X_i))$  using the estimate of the conditional density ratio function  $r^*$ . Since we do not know the true value of the conditional density ratio  $r^*$  and cannot calculate the expected value directly, we consider replacing the conditional density ratio  $r^*$  with an estimator  $\hat{r}$  and approximating the expected value with the sample mean.

### 4.1 Conditional density ratio estimation

First, we consider estimating  $r^*(y, x | z)$ . While it is possible to estimate the probability density functions of the numerator and the denominator, individually, following Vapnik's principle (Vapnik, 1998), we should avoid solving more difficult intermediate problems. Sugiyama et al. (2012) summarized various methods to estimate the density

ratio directly. Inspired by *least-squares importance fitting* (LSIF) of Kanamori et al. (2009), which uses the squared loss for density ratio function fitting, we estimate the conditional density ratio by the following mean squared error (MSE) minimization:  $\tilde{r} = \arg \min_{r \in \tilde{\mathcal{R}}} \frac{1}{2} \mathbb{E}_{Y,X} \left[ \mathbb{E}_Z \left[ \left( r^*(Y_i, X_i; Z_j) - r(Y_i, X_i; Z_j) \right)^2 \right] \right]$ , where  $\tilde{\mathcal{R}}$  denotes a set of measurable functions. It is easy to confirm that  $\tilde{r} = r^*$  because the RHS is equal to

$$\begin{aligned} & \arg \min_{r \in \mathcal{R}} \frac{1}{2} \left( \mathbb{E}_{Y,X} \left[ \mathbb{E}_Z \left[ r^{*2}(Y_i, X_i; Z_j) - 2r^*(Y_i, X_i; Z_j)r(Y_i, X_i; Z_j) + r^2(Y_i, X_i; Z_j) \right] \right] \right) \\ &= \arg \min_{r \in \mathcal{R}} \left\{ -\mathbb{E}_{Y,X} \left[ \mathbb{E}_Z \left[ r^*(Y_i, X_i; Z_j)r(Y_i, X_i; Z_j) \right] \right] + \frac{1}{2} \mathbb{E}_{Y,X} \left[ \mathbb{E}_Z \left[ r^2(Y_i, X_i; Z_j) \right] \right] \right\} \\ &= \arg \min_{r \in \mathcal{R}} \left\{ -\mathbb{E}_{Y,X,Z} \left[ r(Y_i, X_i; Z_j) \right] + \frac{1}{2} \mathbb{E}_{Y,X} \left[ \mathbb{E}_Z \left[ r^2(Y_i, X_i; Z_j) \right] \right] \right\}. \end{aligned}$$

Therefore, for some hypothesis class  $\mathcal{R}$ , we estimate the conditional density ratio as

$$\hat{r} = \arg \min_{r \in \mathcal{R}} \left\{ -\frac{1}{n} \sum_{i=1}^n r(Y_i, X_i; Z_i) + \frac{1}{2} \frac{1}{n} \sum_{j=1}^n \frac{1}{n} \sum_{i=1}^n r^2(Y_i, X_i; Z_j) \right\}.$$

For  $\mathcal{R}$ , we can use various models, for example, linear-in-parameter models with a kernel function or neural networks. However, we test and confirm that models using a kernel function do not empirically work in conditional density ratio estimation. We postulate that, unlike Kanamori et al. (2009), the existence of the double sum in the objective function requires a more flexible model than what linear-in-parameter models can provide. For this reason, we only consider neural networks for this task in this paper. Suzuki et al. (2008) also proposed a similar formulation based on maximum likelihood estimation with constraint to approximate the mutual information, which is not easy to solve with neural networks.

## 4.2 Approximation of conditional moment conditions

If we know the conditional density ratio function  $r^*$ , we can obtain unconditional moment conditions  $\mathbb{E}_{Y,X} \left[ \left( \rho(f; Y_i, X_i, Z_1, r^*) \rho(f; Y_i, X_i, Z_2, r^*) \cdots \rho(f; Y_i, X_i, Z_n, r^*) \right)^\top \right] = \mathbf{0}_n$ , where  $\rho(f; Y_i, X_i, z, r^*) = (Y_i - f(X_i))r^*(Y_i, X_i | z)$ . By replacing  $r^*$  and its expectation with its estimator and the sample average, we obtain

$$\frac{1}{n} \sum_{i=1}^n \left( \rho(f; Y_i, X_i, Z_1, \hat{r}) \rho(f; Y_i, X_i, Z_2, \hat{r}) \cdots \rho(f; Y_i, X_i, Z_n, \hat{r}) \right)^\top.$$

Once we obtain the sample average, we can apply various methods for learning the structural function  $f^*$  from the unconditional moment condition. For instance, we can estimate  $f^*$  by minimizing the linear combination of moment conditions as

$$\arg \min_{f \in \mathcal{F}} \frac{1}{n} \sum_{j=1}^n \left( \frac{1}{n} \sum_{i=1}^n (Y_i - f(X_i)) \hat{r}(Y_i, X_i | Z_j) \right)^2.$$

This is a special case of the GMM and GEL. In the GMM, we estimate  $f^*$  as

$$\arg \min_{f \in \mathcal{F}} \frac{1}{n} \sum_{j=1}^n \left( \frac{1}{n} \sum_{i=1}^n (Y_i - f(X_i)) \hat{r}(Y_i, X_i | Z_j) \right)^\top w_j \left( \frac{1}{n} \sum_{i=1}^n (Y_i - f(X_i)) \hat{r}(Y_i, X_i | Z_j) \right),$$

where  $w_j$  is a weight. We can also define the 2SLS estimator as its special case. In the GEL, we estimate  $f^*$  as  $\arg \min_{f \in \mathcal{F}} \sup_{\lambda \in \hat{\Lambda}_n(\theta)} \left( \frac{1}{n} \sum_{j=1}^n \rho \left( \lambda_j \frac{1}{n} \sum_{i=1}^n (Y_i - f(X_i)) \hat{r}(Y_i, X_i | Z_j) \right) \right)$ .

## 4.3 Kernel-based model approximation

Our framework of transforming conditional moment conditions to unconditional moment conditions using importance weighting allows us to conduct causal inference using NPIV with conditional moment conditions using a variety of models. Here, as an example, we introduce a linear-in-parameter model with a kernel to approximate the structural function  $f^*$ . As mentioned before, kernel approximations of  $r^*$  do not work in general. In this section, we consider a combination of approximating the conditional density ratio with neural networks and approximating  $f^*$  with a

kernel-based model. We also consider using neural networks to approximate  $f^*$  in the next section. Although not recognized in existing studies, we find that using neural networks can cause serious problems for identification. On the other hand, when a linear-in-parameter model is used, it can be estimated by the GMM or GEL for ordinary linear models, avoiding the identification problem.

For  $x \in \mathcal{X}$ , let  $\varphi(x; \sigma^2) = (\varphi_1(x; \sigma^2), \dots, \varphi_n(x; \sigma^2))^\top$  be a set of the Gaussian kernels, where  $\{\varphi_u(x; \sigma^2)\}_{u=1}^n$  is defined as  $\varphi_u(x; \sigma^2) = \exp\left(-\frac{\|x - X_u\|_2^2}{2\sigma^2}\right)$ , where  $\|\cdot\|$  is the  $L_2$  norm. Then, we define a linear-in-parameter model as  $f(x; \sigma^2) = \beta^\top \varphi(x; \sigma^2) + \beta_0$ , where  $\beta \in \mathbb{R}^n$ , and  $\beta_0 \in \mathbb{R}$ . We denote the set of the parameters as  $\theta = (\beta_0 \ \beta)^\top$  and parameter space as  $\Theta$ . In optimization, we can put a regularization term with a hyper-parameter  $\zeta > 0$  in some way. The parameters  $\sigma^2$  and  $\zeta$  are hyper-parameters selected via cross-validation.

As an example, we consider the use of the GMM. There are several methods for regularization, and here we add a regularization term to the inverse matrix. For a fixed  $\sigma^2$  and  $\zeta$ , we obtain the GMM estimator as  $\hat{\theta}_{\text{GMM}} =$

$$\arg \min_{\theta \in \Theta} \left( \frac{1}{n} \sum_{i=1}^n \tilde{Z}_i (Y_i - \tilde{X}_i^\top(\sigma^2)\theta) \right)^\top \left( \frac{1}{n} \sum_{i=1}^n \tilde{Z}_i \tilde{Z}_i^\top + \zeta I_n \right)^{-1} \left( \frac{1}{n} \sum_{i=1}^n \tilde{Z}_i (Y_i - \tilde{X}_i^\top(\sigma^2)\theta) \right),$$

where  $\tilde{X}_i = (1 \ \varphi(X_i; \sigma^2))^\top$  and  $\tilde{Z}_i = (r(Y_i, X_i \mid Z_1) \cdots r(Y_i, X_i \mid Z_n))^\top$ .

## 5 Learning structural function with neural networks

Next, we consider using a neural network to approximate the structure function  $f^*$ . We discuss, in Section 5.1, problems that arise from using neural networks, and, in Section 5.2, how to avoid them heuristically.

### 5.1 Problem of overparametrization and identification

In learning from (conditional and unconditional) moment conditions, the structural function  $f^*$  is determined by the equations that the expected value of random variables satisfy. In linear models, when the number of parameters is less than the number of equations, the parameters are uniquely determined. In NPIV, the number of moment conditions  $\mathbb{E}[\varepsilon_i \mid Z_i] = 0$  is equal to the sample size; that is, with 1000 samples, 1000 equations can be obtained. When approximating the structure function  $f^*$  using a linear-in-parameter model with basis functions, the parameters can be uniquely estimated if the number of basis functions and the conditional moment conditions are given appropriately. On the other hand, in neural networks, owing to the nonlinearity, the relationship between the number of moment conditions and the number of parameters that can be identified is not clear. However, in general, it is expected that the model cannot be trained well when the number of moment conditions, or sample size, is less than the number of parameters.

In cases of minimizing the prediction error directly, such over-parameterization may not pose a major problem, and, in fact, may be necessary to improve the generalization error, as a recent finding in machine learning (Bartlett et al., 2020) confirms. However, in learning causal relationships from conditional moment conditions, the objective function is the set of conditional moment conditions. Unlike in prediction error minimization, a model trained to minimize empirically approximated conditional moment conditions is not necessarily a function that would minimize the MSE for  $f^*$ . Thus, when using neural networks when the sample size is not sufficiently large compared to the number of parameters, there will be multiple parameters that satisfy the moment conditions, and there is no guarantee that the parameters obtained as a result of learning will reduce the prediction error. In fact, in experiments, we confirm that that some approaches with theoretical guarantees, such as the minimax approaches, do not work well experimentally when using neural networks.

### 5.2 Penalized risk minimization

Despite these potential problems, there is strong motivation to use neural networks, because neural networks are known to outperform kernels in image and natural language processing tasks. For this reason, in the next section, we introduce a heuristic to avoid the identification problem.

As we explained, the parameters are not uniquely determined by conditional moment conditions alone. Therefore, from the set of parameters satisfying conditional moment conditions, we need to select a set of parameters that works well in prediction. We consider training a model that has the minimum MSE with  $Y_i$  while satisfying conditional moment conditions as follows:

$$\min_{\theta \in \Theta} \mathbb{E}[(Y_i - f_\theta(X_i))^2] \quad \text{s.t.} \quad \mathbb{E}[(Y_i - f_\theta(X_i)) \mid Z_j] = 0 \quad \forall j \in \{1, 2, \dots, n\},$$

where  $f_\theta$  is a model with neural networks parametrized by  $\theta \in \Theta$  and  $\Theta$  is the parameter space of neural networks. Since it is difficult to solve constrained optimization problems with neural networks, we propose to solve the penalized optimization. For  $n$  constraints, we can use a linear combination that adds equal penalties to them, or we can use penalties with appropriate weights as in the GMM. In the case of linear combination with penalties, we train the model by

$$\min_{\theta \in \Theta} \frac{1}{n} \sum_{i=1}^n (Y_i - f_\theta(X_i))^2 + \eta \sum_{j=1}^n \left( \frac{1}{n} \sum_{i=1}^n (Y_i - f_\theta(X_i)) \hat{r}(Y_i, X_i | Z_j) \right)^2, \quad (3)$$

where  $\eta \geq 0$  is a regularization coefficient.

## 6 Experiments

We implement the following three methods based on our proposed importance weighing using conditional density ratio function: first, we use neural networks to predict  $f^*$  and train the model by penalized least-squares in (3) (IW-LS); second, we use neural networks to predict  $f^*$  and train the model by minimizing the linear combination of approximated moment conditions (IW-MM); third, we use a linear-in-parameter model with the Gaussian kernel to predict  $f^*$  and train the model by GMM (IW-Krnl). We compare our proposed methods with four methods: DeepGMM (Bennett et al. (2019)), DFIV (Xu et al. (2021)), DeepIV (Hartford et al. (2017)), and KIV (Singh et al. (2019)). To evaluate the performance, we use the datasets proposed in Newey & Powell (2003), Ai & Chen (2003), and Hartford et al. (2017). In addition, we also train neural networks by simple least squares (LS), ignoring the dependency between  $X_i$  and  $\varepsilon_i$ , as a comparison. To fairly evaluate the performance of each method, for DeepGMM, DFIV, DeepIV, and KIV, we use the code and hyperparameters published by Xu et al. (2021)<sup>2</sup>. For IW-LS, IW-MM, IW-Krnl, and LS, we also follow the model and hyperparameters of DFIV as possible. More details are shown in Appendix A

### 6.1 Simulation studies using datasets of Newey & Powell (2003) and Ai & Chen (2003)

First, we investigate the performances of the proposed methods using econometric datasets proposed in Newey & Powell (2003) and Ai & Chen (2003). These datasets have simpler structures than recently proposed benchmark settings, such as in Hartford et al. (2017). When using complex and high-dimensional datasets, there is an inherent difficulty in learning due to its complexity, separate from the problem setting. Therefore, it is more appropriate, informative, and critical to use simple datasets to check whether the proposed method can actually learn and identify  $f^*$ .

In Newey & Powell (2003), they generate  $\{(Y_i, X_i, Z_i)\}_{i=1}^n$  as follows: first, they generate  $\{(\varepsilon_i, U_i, Z_i)\}_{i=1}^n$  from the multivariate normal distribution  $\mathcal{N} \left( \begin{pmatrix} 0 \\ 0 \\ 0 \end{pmatrix}, \begin{pmatrix} 1 & 0.5 & 0 \\ 0.5 & 1 & 0 \\ 0 & 0 & 1 \end{pmatrix} \right)$ ; then, they generate  $X_i = Z_i + U_i$  and  $Y_i = f^*(X_i) + \varepsilon_i$ , where  $f^*(X_i) = \ln(|X_i - 1| + 1) \operatorname{sgn}(X_i - 1)$ . Here,  $\varepsilon_i$  and  $U_i$  are unobservable.

In Ai & Chen (2003), they generate  $\{(Y_i, X_i, Z_i)\}_{i=1}^n$  as follows: first, they generate  $\{(\varepsilon_i, X_{1i}, V_i, U_i)\}_{i=1}^n$  as  $\varepsilon_i \sim \mathcal{N}(0, X_{1i}^2 + V_i^2)$ ,  $X_{1i} \stackrel{\text{i.i.d.}}{\sim} \text{Unif}[0, 1]$ ,  $V_i \stackrel{\text{i.i.d.}}{\sim} \text{Unif}[0, 1]$ , and  $U_i \stackrel{\text{i.i.d.}}{\sim} \mathcal{N}(0, X_{1i}^2 + V_i^2)$ ; second, they generate  $X_{2i} = X_{1i} + V_i + R \times \varepsilon_i + U_i$  and  $Y_i = X_{1i}\gamma_0 + h_0(X_{2i}) + \varepsilon_i$ , where  $h_0(X_{2i}) = \exp(X_{2i}) / (1 + \exp(X_{2i}))$  and  $R$  is chosen as 0.9; then, obtain  $X_i = (X_{1i} \ X_{2i})^\top$  and  $Z_i = (X_{1i} \ V_i)$ . Here,  $\varepsilon_i$  and  $U_i$  are unobservable, and  $f^*(X_i) = X_{1i}\gamma_0 + h_0(X_{2i})$ , where the function  $h_0$  and  $\gamma_0$  are unknown.

We run each algorithm 20 times on this dataset with  $n = 1,000$  and calculate the mean squared error (MSE). In Figures 1 and 2, we report the MSE for each dataset. In the dataset of Newey & Powell (2003), DFIV and our proposed IW-MM produce smaller MSE. The dataset only has a one-dimensional  $X_i$ , which mitigates the identification problem of neural networks. In contrast, in the dataset of Ai & Chen (2003), IW-LS leads to smaller MSE. This dataset consists of a two-dimensional  $X_i$ , and the identification problem is more severe. We conjecture that the poor performances of DeepGMM and DeepIV are the result of failure in identification and learning from many moment conditions.

### 6.2 Simulation studies using demand design datasets

While the datasets of Newey & Powell (2003) and Ai & Chen (2003) are useful as benchmarks, we are also interested in the performance with more complicated and high-dimensional datasets. We use the demand design dataset for synthetic airline ticket sales proposed by Hartford et al. (2017). In this dataset, we observe  $(Y_i, P_i, T_i, S_i, C_i)$ , where

<sup>2</sup><https://github.com/liyuan9988/DeepFeatureIV>

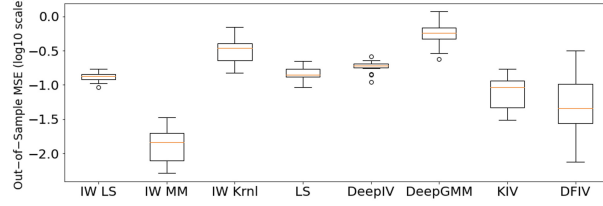


Figure 1: This graph shows the MSEs for the dataset of Newey & Powell (2003).

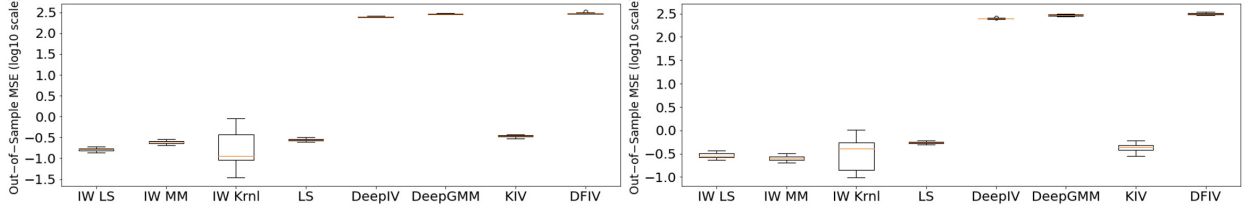


Figure 2: These graph show the MSEs for the dataset of Ai & Chen (2003). The left graph shows the result with  $R = 0.1$  and the right graph shows the result with  $R = 0.9$ .

$Y_i$  is sales,  $P_i$  is price,  $T_i$  is time,  $S_i$  is consumer's emotion, and  $C_i$  is cost to use as IV to deal with the endogeneity of price. Here,  $T_i$  and  $S_i$  are covariates, that is,  $X_i = (T_i, S_i)$ , and the IV is  $Z_i = (C_i, T_i, S_i)$ . The sales  $Y_i$  is generated as  $Y_i = 100 + (10 + P_i)S_i h(T_i) - 2P_i + \varepsilon_i$ , where  $h(t) = 2 \left( \frac{(t-5)^4}{600} + \exp(-4(t-5)^2) + \frac{t}{10} - 2 \right)$ . Since  $P_i$  is an endogenous variable and correlated with the IV, we generate  $P_i$  to contain  $C_i$  as  $P_i = 25 + (C_i + 3)h(T_i) + V_i$ . In the simulation, we assume  $\varepsilon_i \sim \mathcal{N}(\rho V_i, 1 - \rho^2)$ ,  $V_i \sim \mathcal{N}(0, 1)$ ,  $C_i \sim \mathcal{N}(0, 1)$ ,  $T_i$  is sampled from the uniform distribution with the continuous support  $[0, 10]$ , and  $S_i$  is sampled from the uniform distribution with the discrete support  $\{1, \dots, 7\}$ . Here note that  $\mathbb{E}[\varepsilon_i | C_i, T_i, S_i] = \mathbb{E}[\varepsilon_i | Z_i] = 0$ . The extent of correlation between  $P_i$  and  $V_i$  is controlled by  $\rho \in \{0.25, 0.75\}$  and the larger the  $\rho$  is, the more severe the endogeneity problem becomes. In each method, we determine hyper-parameters and network structures based on Xu et al. (2021).

Figure 3 shows the results with 1000 samples, and Figure 4 shows the results with 5000 samples. First, our proposed IW-LS outperforms the existing methods and minimizes the MSE. Second, LS, which is a naive nonlinear regression without IV, outperforms the other existing methods using IV. In contrast, IW-LS outperforms LS.

We consider the case where endogeneity causes a larger change in outcome. Since the original demand design dataset has a small effect of the bias, we slightly change  $V_i$  in the price equation:  $P_i = 25 + (C_i + 3)h(T_i) + 10V_i$ . In the original dataset,  $Y_i$  is generated as  $Y_i = 100 + (10 + P_i)S_i h(T_i) - 2P_i + \varepsilon_i$ . However, because the impact of  $\varepsilon_i$  on the price is very limited because the variance of  $\varepsilon_i$  is relatively small compared with that of  $Y_i$ . This is the reason why the LS also performs well in the previous result, that is, we can obtain good performance even when ignoring the endogeneity (because  $f^*(X_i)$  is close to  $\mathbb{E}[Y_i | X_i]$ ). For this reason, this dataset is not appropriate for investing the performances of the methods, although it is used in existing studies. Here, we consider the different model  $Y_i = 100 + (10 + P_i)S_i h(T_i) - 2P_i + 100\varepsilon_i$ , in which we multiply the error term by 100. In this case, the bias has a more serious impact on the values of price and outcome. Figure 5 shows the results with 1,000 samples, and Figure 5 shows the results with 5,000 samples. Regardless of the sample size and  $\rho$ , our proposed method outperforms existing methods. Even in this experiment, the LS still performs well. We consider that this is because the correlation between  $X_i$  and  $\varepsilon_i$  is not strong. In the dataset,  $V_i$ , which is a cause of the bias, follows a standard normal distribution and has a limited impact on price due to the constant term 25 ( $P_i = 25 + (C_i + 3)h(T_i) + V_i$ ), that is, in the variation of  $P_i$ ,  $V_i$  has a small effect compared with the other variables.

**Remark 2** (Problem with the Demand Design Dataset). In this dataset,  $f^*(X_i)$  takes large values compared to the error term. Under this situation, a model trained to predict  $Y_i$  may perform well because the influence of  $\mathbb{E}[\varepsilon_i | X_i] \neq 0$  is very limited. However, the purpose of using NPIV in the first place is because the latter influence is large, or else effects of  $\mathbb{E}[\varepsilon_i | X_i] \neq 0$  can be ignored. As expected, in our experiments using Hartford et al. (2017), the least-squares method also performs well, even though the training process ignores the problem of NPIV. To investigate the performance for causal inference, we recommend using simpler datasets, before using more complicated datasets.

**Remark 3** (Minimax Approach and Many Moment Conditions). The minimax method has been proposed as an alternative to the 2SLS, but as reported in other studies, such as Xu et al. (2021), it does not perform well. We consider this to be because the minimax approach has issues when estimating under many moment conditions, due to adversarially creating an infinite number of moment conditions. This issue has long been recognized and avoided in this field because it increases the asymptotic bias of the estimator of  $f^*$  (Donald et al., 2003; Newey & Powell, 2003).



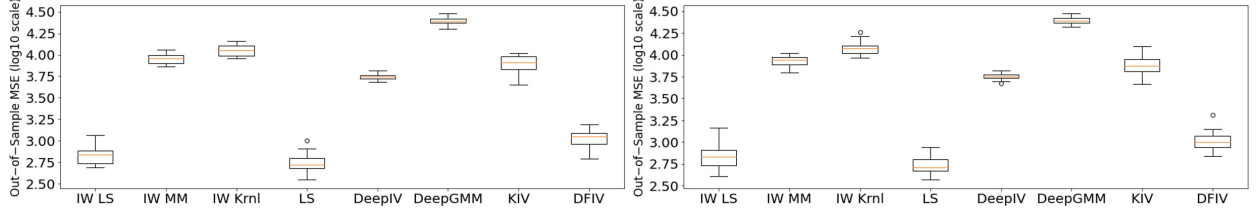


Figure 3: Demand design experiments with 1,000 samples. The left graph show the results with  $\rho = 0.25$  and the right graph shows the results with  $\rho = 0.75$ .

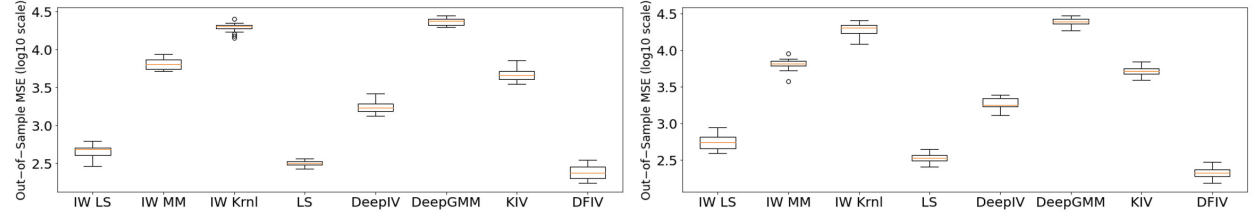


Figure 4: Demand design experiments with 5,000 samples. The left graph show the results with  $\rho = 0.25$  and the right graph shows the results with  $\rho = 0.75$ .

## 7 Conclusion

This paper proposed a method for learning causal relationships from conditional moment conditions. Our method is based on importance weighting using the conditional density ratio, which is estimated with neural networks. The proposed method showed superior performance in experiments. We point out potential problems in recently proposed methods concerning identification and empirical performances.

A major limitation of our approaches, as with other approaches, is that it is generally not possible to estimate the structural function  $f^*$  using neural networks. We propose a heuristic approach, which has good experimental performance, but it should be noted that it does not strictly estimate the causal effects.

## References

- Ai, C. and Chen, X. Efficient estimation of models with conditional moment restrictions containing unknown functions. *Econometrica*, 71(6):1795–1843, 2003. ISSN 00129682, 14680262.
- Angrist, J. D. and Pischke, J.-S. *Mostly Harmless Econometrics: An Empiricist’s Companion*. Princeton University Press, December 2008. ISBN 0691120358.
- Bartlett, P. L., Long, P. M., Lugosi, G., and Tsigler, A. Benign overfitting in linear regression. *Proceedings of the National Academy of Sciences*, 117(48):30063–30070, 2020. ISSN 0027-8424.
- Bennett, A. and Kallus, N. The variational method of moments, 2020.
- Bennett, A., Kallus, N., and Schnabel, T. Deep generalized method of moments for instrumental variable analysis. In Wallach, H., Larochelle, H., Beygelzimer, A., d’Alché-Buc, F., Fox, E., and Garnett, R. (eds.), *Advances in Neural Information Processing Systems*, volume 32. Curran Associates, Inc., 2019.
- Carrasco, M., Florens, J.-P., and Renault, E. Linear inverse problems in structural econometrics estimation based on spectral decomposition and regularization. In Heckman, J. and Leamer, E. (eds.), *Handbook of Econometrics*, volume 6B, chapter 77. Elsevier, 1 edition, 2007.
- Chernozhukov, V., Newey, W., Singh, R., and Syrgkanis, V. Adversarial estimation of riesz representers, 2020.
- Darolles, S., Fan, Y., Florens, J. P., and Renault, E. Nonparametric instrumental regression. *Econometrica*, 79(5): 1541–1565, 2011. ISSN 00129682, 14680262.
- Dikkala, N., Lewis, G., Mackey, L., and Syrgkanis, V. Minimax estimation of conditional moment models. In Larochelle, H., Ranzato, M., Hadsell, R., Balcan, M. F., and Lin, H. (eds.), *Advances in Neural Information Processing Systems*, volume 33, pp. 12248–12262. Curran Associates, Inc., 2020.
- Domínguez, M. A. and Lobato, I. N. Consistent estimation of models defined by conditional moment restrictions. *Econometrica*, 72(5):1601–1615, 2004. ISSN 00129682, 14680262.

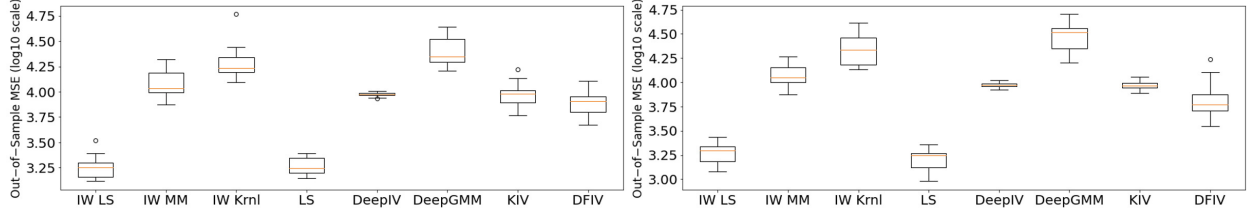


Figure 5: Demand design experiments with stronger correlation between  $X_i$  and  $\varepsilon_i$ . The sample sizes are 1,000. The left graph show the results with  $\rho = 0.25$  and the right graph shows the results with  $\rho = 0.75$ .

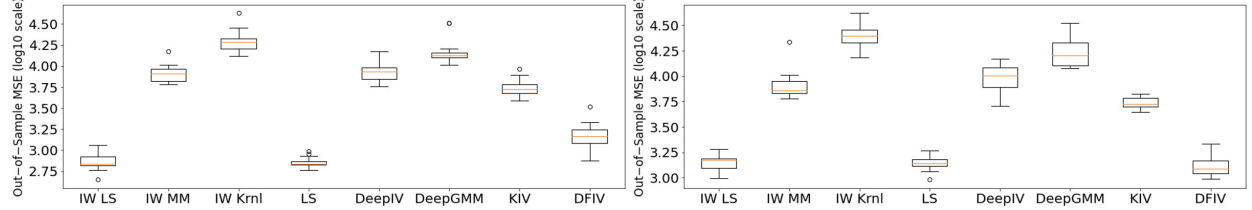


Figure 6: Demand design experiments with stronger correlation between  $X_i$  and  $\varepsilon_i$ . The sample sizes are 5,000. The left graph show the results with  $\rho = 0.25$  and the right graph shows the results with  $\rho = 0.75$ .

Donald, S. G., Imbens, G. W., and Newey, W. K. Empirical likelihood estimation and consistent tests with conditional moment restrictions. *Journal of Econometrics*, 117(1):55–93, 2003. ISSN 0304-4076.

Hartford, J., Lewis, G., Leyton-Brown, K., and Taddy, M. Deep IV: A flexible approach for counterfactual prediction. In Precup, D. and Teh, Y. W. (eds.), *Proceedings of the 34th International Conference on Machine Learning*, volume 70 of *Proceedings of Machine Learning Research*, pp. 1414–1423. PMLR, 06–11 Aug 2017.

Kanamori, T., Hido, S., and Sugiyama, M. A least-squares approach to direct importance estimation. *Journal of Machine Learning Research*, 10(Jul.):1391–1445, 2009.

Lewbel, A. A local generalized method of moments estimator. *Economics Letters*, 94(1):124–128, 2007. ISSN 0165-1765.

Lewis, G. and Syrgkanis, V. Adversarial generalized method of moments, 2018.

Liao, L., Chen, Y.-L., Yang, Z., Dai, B., Kolar, M., and Wang, Z. Provably efficient neural estimation of structural equation models: An adversarial approach. In Larochelle, H., Ranzato, M., Hadsell, R., Balcan, M. F., and Lin, H. (eds.), *Advances in Neural Information Processing Systems*, volume 33, pp. 8947–8958. Curran Associates, Inc., 2020.

Muandet, K., Mehrjou, A., Lee, S. K., and Raj, A. Dual instrumental variable regression. In Larochelle, H., Ranzato, M., Hadsell, R., Balcan, M. F., and Lin, H. (eds.), *Advances in Neural Information Processing Systems*, volume 33, pp. 2710–2721. Curran Associates, Inc., 2020.

Newey, W. K. 16 efficient estimation of models with conditional moment restrictions. In *Econometrics*, volume 11 of *Handbook of Statistics*, pp. 419–454. Elsevier, 1993.

Newey, W. K. and Powell, J. L. Instrumental variable estimation of nonparametric models. *Econometrica*, 71(5): 1565–1578, 2003.

Newey, W. K. and Smith, R. J. Higher order properties of gmm and generalized empirical likelihood estimators. *Econometrica*, 72(1):219–255, 2004. ISSN 00129682, 14680262.

Otsu, T. Penalized empirical likelihood estimation of semiparametric models. *Journal of Multivariate Analysis*, 98(10): 1923–1954, 2007. ISSN 0047-259X.

Singh, R., Sahani, M., and Gretton, A. Kernel instrumental variable regression. In Wallach, H., Larochelle, H., Beygelzimer, A., d’Alché-Buc, F., Fox, E., and Garnett, R. (eds.), *Advances in Neural Information Processing Systems*, volume 32. Curran Associates, Inc., 2019.

Sugiyama, M., Suzuki, T., and Kanamori, T. *Density Ratio Estimation in Machine Learning*. Cambridge University Press, New York, NY, USA, 1st edition, 2012.

Suzuki, T., Sugiyama, M., Sese, J., and Kanamori, T. Approximating mutual information by maximum likelihood density ratio estimation. In *Proceedings of the Workshop on New Challenges for Feature Selection in Data Mining and Knowledge Discovery at ECML/PKDD 2008*, volume 4 of *Proceedings of Machine Learning Research*, pp. 5–20. PMLR, 2008.

Vapnik, V. N. *Statistical Learning Theory*. Wiley-Interscience, 1998.

Xu, L., Chen, Y., Srinivasan, S., de Freitas, N., Doucet, A., and Gretton, A. Learning deep features in instrumental variable regression. In *International Conference on Learning Representations*, 2021.

Zhang, R., Imaizumi, M., Schölkopf, B., and Muandet, K. Maximum moment restriction for instrumental variable regression, 2020.

## A Experimental settings and additional results

### A.1 Simulation studies using economics datasets

Here, we report the details of the model and hyperparameters used in our experiments. Since the network structures used in Ai & Chen (2003) and Newey & Powell (2003) have many common features, we describe the network structure in Newey & Powell (2003).

For DeepGMM, DFIV, DeepIV, and KIV, we use the same model and hyperparameters published by Xu et al. (2021). For IW-LS, we use the following two networks for estimating density ratio and predicting  $f^*$  respectively : FC(4,128)-FC(128,128)-FC(128,1) and FC(1,128)-FC(128,128)-FC(128,1). Each fully-connected layer (FC) is followed by leaky ReLU activations with leakiness  $\alpha = 0.2$ . A regularization coefficient  $\eta$  is set to 0.001 as a result of cross-validation. For LS, we use the same network structure in IW-LS for predicting  $f^*$ . For IW-MM, we use the same network structure as IW-LS. For IW-Krnl, the same network structure as IW-LS to estimate the density ratio and  $\zeta$  and  $\sigma^2$  are selected via cross-validation. In Ai & Chen (2003) experiment, we change only the first layer in the network structure to match the dimension of  $X_i$ , and the rest of the network structure is the same.

Here, we report additional experimental results. First, Figure 4 shows the results of Ai & Chen (2003) with  $R = 0.1$ , where the effect of endogenous bias is relatively small. As in the results shown in Figure 1, IW-LS minimizes the MSE. Secondly, Figure 5 shows the results of demand design experiments with low dimensional  $X_t$  at  $\rho = 0.25$ . As in Figure 2, IW-LS outperforms the existing methods, supporting the robustness of the results in Figure 2. These results imply that our method outperforms existing methods, independent of the degree of endogenous bias.

### A.2 Simulation studies using demand design datasets

For DeepGMM, DFIV, DeepIV, and KIV, we use the exact same model and hyperparameters in Xu et al. (2021). For LS and IW-LS, we use the network structure based on the economics datasets network.  $\eta$  is 0.001 as a result of cross-validation. For IW-Krnl, we use the same network structure as IW-LS to estimate the density ratio and select  $\zeta$  and  $\sigma^2$  via cross-validation.